



# VIRGINIA

## 2012-13 CAVALIER MEN'S BASKETBALL GAME NOTES

### 2012-13 Schedule/Results

|         |                                     |                 |                 |
|---------|-------------------------------------|-----------------|-----------------|
| 11/9    | at George Mason                     | [MASN]          | L, 63-59        |
| 11/12   | <b>FAIRFIELD</b> <sup>1</sup>       | [ESPN3]         | <b>W, 54-45</b> |
| 11/13   | <b>DELAWARE</b> <sup>1</sup>        | [ESPN3]         | <b>L, 59-53</b> |
| 11/17   | <b>SEATTLE</b>                      | [ESPN3]         | <b>W, 83-43</b> |
| 11/19   | <b>LAMAR</b> <sup>1</sup>           |                 | <b>W, 63-44</b> |
| 11/20   | <b>NORTH TEXAS</b> <sup>1</sup>     |                 | <b>W, 80-64</b> |
| 11/28   | at Wisconsin <sup>2</sup>           | [ESPN2]         | W, 60-54        |
| 12/1    | <b>GREEN BAY</b>                    | [RSN]           | <b>W, 67-51</b> |
| 12/5    | <b>TENNESSEE</b>                    | [ESPN3]         | <b>W, 46-38</b> |
| 12/8    | <b>MISS. VALLEY STATE</b>           | [ESPN3]         | <b>W, 67-39</b> |
| 12/19   | <b>MORGAN STATE</b>                 | [ESPN3]         | <b>W, 75-57</b> |
| 12/22   | vs. Old Dominion <sup>3</sup>       | [NBCSN]         | L, 63-61        |
| 12/30   | <b>WOFFORD</b>                      | [RSN]           | <b>W, 74-39</b> |
| 1/6     | <b>NORTH CAROLINA</b> <sup>*</sup>  | [ESPN]          | <b>8 p.m.</b>   |
| 1/9     | at Wake Forest <sup>*</sup>         | [RSN]           | 9 p.m.          |
| 1/12    | at Clemson <sup>*</sup>             | [ACCN]          | 12 p.m.         |
| 1/19    | <b>FLORIDA STATE</b> <sup>*</sup>   | [ACCN]          | <b>4 p.m.</b>   |
| 1/24    | at Virginia Tech <sup>*</sup>       | [ACCN]          | 8 p.m.          |
| 1/26    | <b>BOSTON COLLEGE</b> <sup>*</sup>  | [RSN]           | <b>1 p.m.</b>   |
| 1/29    | <b>NC STATE</b> <sup>*</sup>        | [ESPN2]         | <b>7 p.m.</b>   |
| 2/3     | at Georgia Tech <sup>*</sup>        | [ESPN]          | 2 p.m.          |
| 2/7     | <b>CLEMSON</b> <sup>*</sup>         | [ESPN or ESPN2] | <b>7 p.m.</b>   |
| 2/10    | at Maryland <sup>*</sup>            | [ACCN]          | 1 p.m.          |
| 2/12    | <b>VIRGINIA TECH</b> <sup>*</sup>   | [ESPN]          | <b>7 p.m.</b>   |
| 2/16    | at North Carolina <sup>*</sup>      | [ACCN]          | 12 p.m.         |
| 2/19    | at Miami <sup>*</sup>               | [ESPN]          | 9 p.m.          |
| 2/24    | <b>GEORGIA TECH</b> <sup>*</sup>    | [ACCN]          | <b>2 p.m.</b>   |
| 2/28    | <b>DUKE</b> <sup>*</sup>            | [ESPN or ESPN2] | <b>9 p.m.</b>   |
| 3/3     | at Boston College <sup>*</sup>      | [ACCN]          | 4 p.m.          |
| 3/7     | at Florida State <sup>*</sup>       | [ESPN or ESPN2] | 7 p.m.          |
| 3/10    | <b>MARYLAND</b> <sup>*</sup>        | [ESPN]          | <b>6 p.m.</b>   |
| 3/13-16 | at ACC Tournament, Greensboro, N.C. |                 |                 |

\* ACC game

1 NIT Season Tip-Off, Charlottesville, Va.

2 ACC/Big Ten Challenge, Madison, Wis.

3 Governor's Holiday Hoops Classic, Richmond, Va.

[MASN] - Mid-Atlantic Sports Network

[NBCSN] - NBC Sports Network

[ACCN] - ACC Network

[RSN] - Regional Sports Networks

All Times Eastern

Rankings are Associated Press

# 50.7

### BY THE NUMBERS

Virginia ranks second in the nation in scoring defense at 50.7 points per game as of Jan. 2.

### Game #14 - January 6, 2012

Charlottesville, Va. • John Paul Jones Arena (14,593) • 8 p.m. • Twitter: @UVAMensHoops



**Virginia Cavaliers** (10-3, 0-0 ACC)

vs.

**North Carolina Tar Heels** (10-3, 0-0 ACC)

**VIRGINIA** Radio: Virginia Sports Radio Network (Dave Koehn, Ted Jeffries)



TV: ESPNU (Carter Blackburn, Jay Williams, Allison Williams) Online: **ESPN3**

### FOR OPENERS

- Virginia opens its 60th season of ACC action.
- The Cavaliers are 3-0 in ACC openers under head coach Tony Bennett and 24-35 all-time.
- Virginia looks to win its fifth consecutive ACC opener.
- Virginia ranks second nationally in scoring defense at 50.7 points per game as of Jan. 2.
- Virginia has won 10 or more nonconference games three times in the Bennett era.
- The Cavaliers look to snap a three-game losing streak vs. North Carolina.
- Uva juniors Joe Harris and Akil Mitchell are each averaging career highs in scoring.
- Senior point guard Jontel Evans could play after missing the last four games with a foot injury.

### ALL-TIME VS. NORTH CAROLINA

- North Carolina holds a 127-49 advantage in a series that dates back to 1910-11.
- Virginia is 30-44 all-time vs. North Carolina in Charlottesville, including an 0-4 mark at John Paul Jones Arena.
- North Carolina is the lone ACC team that is undefeated at JPJA.
- The Cavaliers went 0-2 vs. the Tar Heels last season, including a 54-51 loss at JPJA.

### LAST TIME OUT

- Uva concluded its regular-season nonconference slate with a 74-39 win over Wofford on Dec. 30.
- The Cavaliers shot a season-high 63.8 percent from the field and held an opponent under 40 points for the third time this season.
- Freshman Mike Tobey tallied a career-high 19 points on 9-10 shooting from the field.
- Senior guard Doug Browman added a career-best six assists in 23 minutes off the bench.
- Joe Harris and Akil Mitchell added 15 points each.

### VIRGINIA PICKED 7TH IN THE ACC

- Virginia was selected seventh in the preseason poll at ACC Operation Basketball.
- The Cavaliers, who were picked fourth and finished fourth last season, have finished at or

### Starting Lineup vs. Wofford (12/30/12)

**G 5 Teven Jones** R-Fr. 4.1 ppg 1.4 rpg 2.5 apg

• Team is 7-1 with Jones in the starting lineup

**G 12 Joe Harris** Jr. 15.0 ppg 4.0 rpg 2.5 apg

• Has scored in double figures in 11 of 13 games

**G 2 Paul Jesperson** So. 4.4 ppg 2.5 rpg 1.4 apg

• Tallied a career-high 11 points vs. Morgan State (12/19/12)

**F 25 Akil Mitchell** Jr. 13.2 ppg 9.2 rpg 1.9 apg

• Has five double-doubles this season

**F 32 Darion Atkins** So. 8.1 ppg 4.8 rpg 1.6 bpg

• Leads team in blocked shots (21) and is second in rebounds (62)

Virginia Athletics Media Relations • 154 John Paul Jones Arena, PO Box 400853, Charlottesville, VA 22904 • Office: (434) 982-5500 • Fax: (434) 982-5525

**Erich Bacher** (Primary Men's Basketball Contact)  
**Steve Kirkland** (Secondary Men's Basketball Contact)

Office: (434) 982-5530  
Office: (434) 982-5535

Cell: (720) 318-5538  
Cell: (434) 825-5241

Email: bacher@virginia.edu  
Email: skirkland@virginia.edu

## National Rankings

### ASSOCIATED PRESS (Monday, Dec. 31)

|                                |             |              |
|--------------------------------|-------------|--------------|
| <b>1 Duke (63)</b>             | <b>12-0</b> | <b>1,623</b> |
| 2 Michigan (2)                 | 13-0        | 1,547        |
| 3 Arizona                      | 12-0        | 1,474        |
| 4 Louisville                   | 12-1        | 1,434        |
| 5 Indiana                      | 12-1        | 1,378        |
| 6 Kansas                       | 11-1        | 1,313        |
| 7 Syracuse                     | 11-1        | 1,197        |
| 8 Ohio State                   | 10-2        | 1,079        |
| 9 Minnesota                    | 12-1        | 978          |
| 10 Gonzaga                     | 12-1        | 946          |
| 11 Illinois                    | 13-1        | 929          |
| 12 Missouri                    | 10-2        | 912          |
| 13 Florida                     | 9-2         | 810          |
| 14 Cincinnati                  | 12-1        | 761          |
| 15 Georgetown                  | 10-1        | 718          |
| 16 Creighton                   | 12-1        | 629          |
| 17 Butler                      | 10-2        | 591          |
| 18 Michigan State              | 11-2        | 447          |
| 19 San Diego State             | 11-2        | 437          |
| 20 New Mexico                  | 13-1        | 389          |
| 21 Notre Dame                  | 12-1        | 361          |
| 22 Oklahoma State              | 10-1        | 333          |
| <b>23 North Carolina State</b> | <b>10-2</b> | <b>270</b>   |
| 24 Pittsburgh                  | 12-1        | 219          |
| 25 Kansas State                | 10-2        | 149          |

Others receiving votes: UNLV 52, **North Carolina 38**, Wyoming 28, Temple 21, Virginia Commonwealth 15, Kentucky 13, Wichita State 11, Connecticut 9, UCLA 6, **Maryland 5**, Oregon 3

### ESPN/USA TODAY COACHES (Monday, Dec. 31)

|                                |             |            |
|--------------------------------|-------------|------------|
| <b>1 Duke (30)</b>             | <b>12-0</b> | <b>774</b> |
| 2 Michigan (1)                 | 13-0        | 744        |
| 3 Arizona                      | 12-0        | 692        |
| 4 Louisville                   | 12-1        | 678        |
| 5 Indiana                      | 12-1        | 654        |
| 6 Kansas                       | 11-1        | 643        |
| 7 Syracuse                     | 11-1        | 575        |
| 8 Ohio State                   | 10-2        | 530        |
| 9 Florida                      | 9-2         | 451        |
| 10 Gonzaga                     | 12-1        | 439        |
| 11 Creighton                   | 12-1        | 436        |
| 12 Missouri                    | 10-2        | 420        |
| 13 Minnesota                   | 12-1        | 417        |
| 14 Illinois                    | 13-1        | 358        |
| 15 Cincinnati                  | 12-1        | 352        |
| 16 Georgetown                  | 10-1        | 281        |
| 17 San Diego State             | 11-2        | 242        |
| 18 Michigan State              | 11-2        | 228        |
| 19 Notre Dame                  | 12-1        | 201        |
| 20 Butler                      | 10-2        | 194        |
| 21 Oklahoma State              | 10-1        | 146        |
| 22 Pittsburgh                  | 12-1        | 124        |
| 23 New Mexico                  | 13-1        | 109        |
| 24 UNLV                        | 11-2        | 100        |
| <b>25 North Carolina State</b> | <b>10-2</b> | <b>95</b>  |

Others receiving votes: Virginia Commonwealth 36, Kansas State 35, **North Carolina 34**, Kentucky 31, Wyoming 30, Wichita State 7, Colorado 6, **Maryland 5**, Connecticut 3, UCLA 2, Bucknell 1, Colorado State 1, Temple 1

### 2012-13 Opponents in Bold

higher than their predicted finish in each of the last four seasons.

- NC State is the preseason favorite, followed by Duke, North Carolina, Florida State, Miami, Maryland, Virginia, Clemson, Georgia Tech, Virginia Tech, Wake Forest and Boston College.

### ALL-TIME VS. ACC OPPONENTS

- Virginia is 500-676 all-time against current ACC members (8-6 vs. Boston College, 68-51 vs. Clemson, 82-53 vs. Virginia Tech, 48-115 vs. Duke, 17-21 vs. Florida State, 34-38 vs. Georgia Tech, 71-106 vs. Maryland, 5-9 vs. Miami, 49-127 vs. North Carolina, 58-81 vs. NC State and 60-69 vs. Wake Forest.

### EMBRACE THE PACE

- The Cavaliers have held six opponents under 50 points this season.
- UVa has held its opponent under 43 percent shooting from the field in 11 of 13 games.
- The Cavaliers have held an opponent under 20 points in a half six times this season (15 vs. Fairfield, 13 vs. Seattle, 18 vs. Lamar, 16 vs. Tennessee, 17 vs. Mississippi Valley State and 17 vs. Wofford).
- Opponents are shooting just 35.3 percent from the field and 28.9 percent from three-point range vs. Virginia this season.
- UVa ranks third nationally in opponents assists per game (8.0) and fifth nationally in opponent possessions per 40 minutes (60.8) as of Jan. 2.

### HOLDING FOES UNDER 50

- Virginia is 6-0 this season when holding opponents under 50 points.
- Virginia is 23-1 when holding opponents under 50 points in the Tony Bennett era.
- Last season, Virginia set an ACC record during the shot clock era by holding 11 opponents under 50 points last season.
- The 11 games of holding opponents under 50 points were the most for the Cavaliers in a season since holding 16 opponents under 50 points in 1945-46.

### INSIDE THE EIGHT-GAME WINNING STREAK

- UVa's eight-game winning streak was its best since last year's 11-game winning streak from Nov. 19, 2011-Jan. 7, 2012.
- UVa shot 48 percent from the floor, 39.8 percent from the three-point line and 75.7 percent from the free-throw line during the streak.
- UVa averaged 67.6 points per game and allowed 48.8 points per game during the streak.
- The Cavaliers limited opponents to 32.2 percent shooting from the floor and 24.4 percent from the three-point line during the streak.
- Akil Mitchell led UVa in scoring during the streak at 13.9 points per game.

### NONCONFERENCE NOT A PROBLEM

- UVa is 10-3 in nonconference action this season and 42-17 in nonconference play in four years under head coach Tony Bennett.
- UVa has posted nonconference wins vs. Fairfield (54-45), Seattle (83-43), Lamar (63-44), North Texas (80-64), Wisconsin (60-54), Green Bay (67-51), Tennessee (46-38), Mississippi Valley State (67-39), Morgan State (75-57) and Wofford (74-39).

### HEAD COACH TONY BENNETT

- Head coach Tony Bennett has posted a 63-44 mark in four seasons at UVa.
- Bennett has a 132-77 career record in seven seasons of collegiate coaching, including a 21-27 mark in ACC action.
- Bennett guided the Cavaliers to their first NCAA Tournament since 2007 last season with a 22-10 record, and UVa's 22 wins were the most since 25 in 1994-95.
- UVa's nine ACC wins in 2011-12 were its most since 11 in 2006-07.
- Bennett is one of 18 Division I head coaches who played in the NBA.

### NO ORDINARY JOE

- Joe Harris is averaging a career-high 15 points, four rebounds and 2.4 assists per game.
- Harris led UVa with 19 points at George Mason, 15 points vs. Fairfield, 20 vs. Delaware, 17

vs. Lamar, a season-high 22 at Wisconsin, 20 vs. Green Bay, 13 vs. Tennessee and 18 vs. Old Dominion.

- Harris has led the team in scoring 20 times and scored in double figures 47 times in 76 career games at Virginia.
- Harris is also shooting a career-high 46.7 percent (28-60) from three-point range.
- He ranks second in the ACC in three-point shooting accuracy (46.7%), tied for fifth in made three-point field goals per game (2.2), seventh in scoring (15.0) and ninth in field goal percentage as of Jan. 2.

#### **AKIL HAS A FEEL**

- Akil Mitchell is averaging career highs in points (13.2) and rebounds (9.2).
- Mitchell has five double-doubles this season (15-13 vs. Delaware, 14-16 vs. Seattle, 11-10 at Wisconsin, 13-12 vs. Tennessee and 15-12 vs. Morgan State).
- Mitchell has scored in double figures in 11 of 13 games.
- Mitchell has scored a career-high 20 points two times.
- Mitchell has led UVa in rebounds in nine games.
- Mitchell is also shooting a career-best 72.1 percent (44-61) from the free-throw line.
- He ranks fourth in the ACC in rebounding (9.4 rpg) as of Jan. 2.

#### **CARRY ON DARION**

- Darion Atkins has started the past eight games and is averaging a career-best 8.1 points, 4.8 rebounds and 1.6 blocked shots per game.
- He scored a career-best 17 points vs. Morgan State (12/19/12) and grabbed a career-high 11 rebounds vs. Green Bay (12/1/12).
- UVa is 8-1 with Atkins in the starting lineup.
- Atkins leads the team in field goal percentage (53.4%) and ranks fifth in the ACC in blocked shots (1.6 bpg).
- Atkins led UVa with 19 blocked shots last season and already has 21 this season.

#### **FOUNTAIN OF YOUTH**

- Five Virginia freshmen (Justin Anderson, Taylor Barnette, Teven Jones, Evan Nolte and Mike Tobey) have started at least one game this season.
- Nolte leads the newcomers in scoring at 6.6 points per game, followed by Tobey (6.2), Anderson (5.8), Jones (4.1) and Barnette (2.4).
- UVa freshmen are averaging 23.5 points per game, which marks the most since Cavalier freshmen averaged 27.3 ppg in 2003-04.
- Nolte leads the freshmen in steals (12) and is second on the team in three-point field goal percentage (45.5%).
- UVa started three freshmen (Anderson, Tobey and Barnette) in its season-opening game vs. George Mason for the first time in school history.

#### **CLEANING THE GLASS**

- Virginia, who is averaging 34.3 rebounds per game, has outrebounded its opponent in 11 of 13 games.
- The Cavaliers have grabbed eight or more offensive rebounds in nine games.
- Akil Mitchell leads Virginia in offensive rebounds (39), defensive rebounds (80) and total rebounds (119).

#### **THE ELECTRIC 70s**

- Virginia is 29-2 when scoring at least 70 points under Tony Bennett.
- The Cavaliers are 34-42 over the past four seasons when scoring under 70 points.

#### **60 IS THE NEW 70**

- UVa is 8-1 when scoring at least 60 points and 2-2 when scoring under 60 points.
- Last season, Virginia was 18-2 when scoring at least 60 points and 4-8 when scoring under 60 points.

## **MEDIA INFORMATION**

### **PRESS CREDENTIALS**

Media members interested in obtaining season or game credentials should contact Erich Bacher via email at [bacher@virginia.edu](mailto:bacher@virginia.edu), office phone (434) 982-5530 or cell phone (720) 318-5538. Please allow ample time for credentials to be mailed to you. We would like to receive credential requests no later than 10 days prior to the game if at all possible. Credentials that can't be mailed will be held for pickup at the will call window at John Paul Jones Arena. You must have a press pass to be admitted to the media area and the press room.

### **PHOTO CREDENTIALS**

All photographers and camera operators must wear a visible credential issued by the Virginia athletics media relations office. Photographers work from the baselines at both ends of the court at John Paul Jones Arena. Live television is given top priority for courtside space.

### **PRESS PARKING**

Press parking passes are provided upon request on a limited basis. If you need a parking pass, please be sure to inform the UVa athletics media relations office when making your press or photo credential request.

### **INTERVIEWS**

All requests for interviews with Virginia basketball coaches and players should be made through Erich Bacher in the athletics media relations office. It is requested you allow the athletics media relations staff at least one day, preferably longer, to arrange an interview.

### **POSTGAME INTERVIEWS**

Virginia head coach Tony Bennett and the visiting head coach will meet with media representatives in the press room after each game at John Paul Jones Arena. The first coach will be available in the press room approximately 10 minutes after the conclusion of the game and the second coach will be in the press room approximately 20 minutes after the game. Virginia players will be available in the team meeting room adjacent to the men's basketball locker room after home games.

### **RADIO**

Each visiting school is allowed one free radio broadcast from John Paul Jones Arena. The Virginia athletics media relations office provides two ISDN lines and three business touchtone lines for use by the visiting broadcast crew. Radio network crews work from a courtside location at the scorer's table. Three seats are available at the table and one seat behind the visitor's broadcast location.

### **GAME SERVICES**

Information packets are available before each game at John Paul Jones Arena, and a full statistical summary and play-by-play sheets are distributed at halftime and after the game. Quotes from both coaches and two or three players from each team will be available at the conclusion of the game. A pregame meal is served for working members of the media in the press room on the event level of John Paul Jones Arena.

### **TELEPHONES/WIRELESS**

The Virginia athletics media relations office will have a limited number of telephones available for postgame reporting. Should you require your own telephone for game coverage, please contact Darlene Craig or Jim Daves in the Virginia athletics media relations office. A wireless network is available at John Paul Jones Arena for visiting media. A UVa media relations representative will provide login directions.

**NOT SO FAST BREAK**

- Virginia has held 12 of its 13 opponents in singles digits for fast break points.
- The Cavaliers held Wisconsin and Mississippi Valley State without a fast break point.

**RECORDS WATCH**

- Jontel Evans needs 14 assists and 20 steals to rank 10th on the UVa career lists.
- Joe Harris needs 13 three-pointers to rank 10th on the all-time career list.

**THERE'S NO PLACE LIKE HOME AT JPJ**

- Virginia is 81-32 (.717) in seven seasons at John Paul Jones Arena.
- The Cavs are 9-1 this season at JPJ after posting a 13-3 record last season.
- Virginia is 44-16 (.733) at home under head coach Tony Bennett.

**NOTE WORTHY**

- Virginia reserves have scored 10 or more points off the bench in 12 of 13 games.
- UVa has used six different starting lineups this season.
- Joe Harris and Akil Mitchell have started every game.
- Virginia has used the starting lineup of Teven Jones, Joe Harris, Paul Jespersion, Akil Mitchell and Darion Atkins in each of the last four games and eight of the last nine games.
- UVa is 7-1 when shooting 70 percent or better from the free throw line.
- The Cavs are 10-2 when limiting opponents to less than 50 percent shooting from the field.
- The 84 combined points in the Virginia-Tennessee game tied for the lowest total in UVa history during the shot-clock era.
- UVa allowed under 40 points for two straight games (vs. Tennessee and Mississippi Valley State) for the first time since 1948-49 (38 by Langley Field, 39 by Richmond Royals).

**LONG RANGE BOMBERS**

- The Cavaliers set a John Paul Jones Arena team record for three-point shooting percentage in a game by drilling 8-of-11 (72.7%) shots beyond the arc vs. North Texas (11/20/12).
- Virginia has made six or more three-pointers in eight games.
- Joe Harris ranks second in the ACC in three-point shooting accuracy (46.7%) and tied for fifth in made three-point field goals per game (2.2) as of Jan. 2.

**BROGDON TO REDSHIRT THIS SEASON**

- Sophomore guard Malcolm Brogdon will redshirt the 2012-13 season while recovering from successful foot surgery performed on March 7.
- Brogdon averaged 6.7 points and 2.8 rebounds per game in 28 games last season.

**PERRANTES AND HALL SIGN WITH VIRGINIA**

- Virginia signed standout guards London Perrantes (Woodland Hills, Calif.) and Devon Hall (Virginia Beach, Va.) to National Letters of Intent on Nov. 14.
- Perrantes is ranked No. 86 on ESPN's Top 100 recruiting list for 2013, while Hall is ranked No. 77 on Rivals.com's Prospect Ranking list.

**ABOUT THE 2012-13 SCHEDULE**

- Five of Virginia's opponents were ranked in the preseason polls (NC State, Duke, North Carolina, Wisconsin and Florida State), while another two received votes (Tennessee and Miami, Fla.).
- Six opponents earned 2012 NCAA Tournament berths, while three participated in the College Basketball Invitational and two in the National Invitation Tournament.

**EUROPEAN TOUR RECAP**

- The Cavaliers posted a 2-3 mark during their five-game European Tour this past August.
- UVa competed against teams from the Netherlands, Belgium and France. Joe Harris led Virginia in scoring in Europe, averaging 15.6 points per game, while Akil Mitchell averaged 13.4 ppg, Mike Tobey 11.2 ppg and Jontel Evans 9.6 ppg.
- Evans averaged 7.8 assists per games, while Mitchell was UVa's top rebounder, pulling down 50 boards in the five games.

**Virginia's Record When...**

|                                  | All  | ACC |
|----------------------------------|------|-----|
| Leading at the half:             | 9-1  | -   |
| Trailing at the half:            | 1-2  | -   |
| Tied at the half:                | -    | -   |
| Playing Overtime                 | -    | -   |
| Shooting 50% or better           | 5-0  | -   |
| Shooting between 40-49.9%        | 4-0  | -   |
| Shooting less than 40%           | 1-3  | -   |
| Opponents shoot 50% or better    | 0-1  | -   |
| Opponents shoot less than 50%    | 10-2 | -   |
| UVa outrebounds its opponent     | 9-2  | -   |
| Opponent outrebounds UVa         | 1-1  | -   |
| Teams are tied in rebounds       | -    | -   |
| UVa has 10 or more steals        | -    | -   |
| UVa shoots 70% FT or better      | 7-1  | -   |
| UVa shoots less than 70% FT      | 3-2  | -   |
| Scoring less than 50 points      | 1-0  | -   |
| Scoring 50-59 points             | 1-2  | -   |
| Scoring 60-69 points             | 4-1  | -   |
| Scoring 70-79 points             | 2-0  | -   |
| Scoring 80-89 points             | 2-0  | -   |
| Scoring more than 90 points      | -    | -   |
| Allowing less than 50 points     | 6-0  | -   |
| Allowing 50-59 points            | 3-1  | -   |
| Allowing 60-69 points            | 1-2  | -   |
| Allowing 70-79 points            | -    | -   |
| Allowing 80-89 points            | -    | -   |
| Allowing 90 or more points       | -    | -   |
| Playing in John Paul Jones Arena | 9-1  | -   |
| Playing on the road              | 1-1  | -   |
| Playing on a neutral court       | 0-1  | -   |
| Game decided by 1-4 points       | 0-2  | -   |
| Game decided by 5-10 points      | 3-1  | -   |
| Game decided by 11 or more pts   | 7-0  | -   |
| Playing at night                 | 6-3  | -   |
| Playing in the afternoon         | 4-0  | -   |
| Playing on Monday                | 2-0  | -   |
| Playing on Tuesday               | 1-1  | -   |
| Playing on Wednesday             | 3-0  | -   |
| Playing on Thursday              | -    | -   |
| Playing on Friday                | 0-1  | -   |
| Playing on Saturday              | 3-1  | -   |
| Playing on Sunday                | 1-0  | -   |
| Playing in November              | 5-2  | -   |
| Playing in December              | 5-1  | -   |
| Playing in January               | -    | -   |
| Playing in February              | -    | -   |
| Playing in March                 | -    | -   |
| Playing on TV                    | 3-2  | -   |
| Playing Online                   | 5-1  | -   |

**SCOTT WILL BE TOUGH TO REPLACE**

- UVa will miss the 2011-12 third-team All-American Mike Scott, who is now a member of the NBA's Atlanta Hawks.
- Scott, who led Virginia in scoring and rebounding last season, was the first Cavalier to earn All-America honors since Ralph Sampson in 1983.
- Scott totaled 1,538 points and 944 rebounds in 130 career games at UVa.
- Scott is averaging two points per game in 11 games for Atlanta as of Jan. 2.

**ON THE AIR THIS SEASON**

- Most all of Virginia's games this season will be broadcast either on television or online this season. The only games that were not broadcast were the NIT Season Tip-Off consolation games on Nov. 19-20.
- All games will be broadcast on the Virginia Sports Radio Network with David Koehn (play-by-play) and Ted Jeffries (analyst) calling the action.

**ON THE HORIZON**

- Virginia continues ACC action at Wake Forest (Jan. 9) and Clemson (Jan. 12).

**ACC COACHES TELECONFERENCE**

The 12 ACC head basketball coaches will be featured on nine Monday teleconferences during the 2012-13 season. The season's first teleconference will take place on Monday, January 7, 2013, and continue through Monday, March 11. Each coach will have 10 minutes to make an opening statement and answer questions. There will be an instant replay of each teleconference on the Conference's internet site TheACC.com each Monday afternoon.

|                                 |              |
|---------------------------------|--------------|
| Jeff Bzdelik, Wake Forest       | 10:30        |
| James Johnson, Virginia Tech    | 10:40        |
| <b>Tony Bennett, Virginia</b>   | <b>10:50</b> |
| Mark Gottfried, NC State        | 11:00        |
| Roy Williams, North Carolina    | 11:10        |
| Jim Larranaga, Miami            | 11:20        |
| Mark Turgeon, Maryland          | 11:30        |
| Brian Gregory, Georgia Tech     | 11:40        |
| Leonard Hamilton, Florida State | 11:50        |
| Mike Krzyzewski, Duke           | 12:00        |
| Brad Brownell, Clemson          | 12:10        |
| Steve Donahue, Boston College   | 12:20        |

If you need the telephone number to access the teleconference, please contact the Virginia athletics media relations office.

**Head Coach Tony Bennett**
**4TH SEASON AT VIRGINIA**

Alma Mater: Green Bay '92  
Hometown: Green Bay, Wis.

**CAREER HEAD COACHING RECORD**

63-44 4 seasons at Virginia  
69-33 3 seasons at Washington State  
132-77 7 seasons

**AT VIRGINIA**

- First coach in Virginia history to win his first three ACC games
- Has improved Virginia's record in each of his first three seasons (15 wins in 2009-10, 16 wins in 2010-11 and 22 wins in 2011-12)
- Recorded his 100th career win at Maryland in the 2010-11 regular-season finale


**AT WASHINGTON STATE**

- 2007 National Coach of the Year
- Led WSU to the 2007 and 2008 NCAA Tournaments
- 2008 NCAA Sweet Sixteen
- Led WSU to the highest ranking in school history (No. 4)

**PLAYING CAREER**

- Played for his father, Dick Bennett, at Green Bay
- Two-time Mid-Continent Conference Player of the Year
- Finished career as the all-time leading scorer in conference history with 2,285 points
- Still the NCAA career 3-point percentage leader at 49.7 percent
- 1992 Frances Pomeroy Naismith Award (best senior player under six-feet tall)
- 1992 GTE Academic All-American of the Year
- Played three seasons in the NBA with Charlotte Hornets (1992-95)
- One of 18 active Division I head coaches who played in the NBA

**Bennett's Year-by-Year Coaching Record**

| Year          | School           | Record        | Conference   | Postseason        |
|---------------|------------------|---------------|--------------|-------------------|
| 2006-07       | Washington State | 26-8          | 13-5         | NCAA 2nd Round    |
| 2007-08       | Washington State | 26-9          | 11-7         | NCAA Sweet 16     |
| 2008-09       | Washington State | 17-16         | 8-10         | NIT First Round   |
| 2009-10       | Virginia         | 15-16         | 5-11         |                   |
| 2010-11       | Virginia         | 16-15         | 7-9          |                   |
| 2011-12       | Virginia         | 22-10         | 9-7          | NCAA Second Round |
| 2012-13       | Virginia         | 10-3          | 0-0          |                   |
| <b>Totals</b> |                  | <b>132-77</b> | <b>53-49</b> |                   |

**Coach's Corner Radio Show**

- The Farm Bureau Insurance Coach's Corner with Tony Bennett and the "Voice of the Cavaliers" Dave Koehn at the Wild Wing Cafe in Charlottesville airs on the Virginia Sports Radio Network and VirginiaSports.com throughout the basketball season.
- The schedule for the Coach's Corner is as follows: Dec. 3, 10, 17; Jan. 2, 7, 14, 21, 28; Feb. 4, 11, 18, 25; March 4, 11, 18, 25 and April 1.

| No. | Player  | Pos. | Yr.   | Ht.  | Hometown         | PPG  | RBG | Other   | Minutes                                   |
|-----|---|------|-------|------|------------------|------|-----|---------|---|
| 0   | <b>Doug Browman</b> ( <i>Brow-man</i> )<br>• Contributed a career-high six assists in a career-high 23 minutes vs. Wofford                        | G    | Sr.   | 5-11 | Midlothian, Va.  | 0.1  | 1.2 | 1.1 apg | 8.1                                       |
| 1   | <b>Jontel Evans</b><br>• Has missed the last nine games with a foot injury and a career-high five steals vs. Green Bay (12/1/12)                  | G    | Sr.   | 5-11 | Hampton, Va.     | 1.5  | 2.0 | 2.7 apg | 15.0                                      |
| 2   | <b>Paul Jespersion</b> ( <i>JESS-per-sen</i> )<br>• Scored a career-high 11 points vs. Morgan State (12/19/12)                                    | G    | So.   | 6-6  | Merrill, Wis.    | 4.4  | 2.5 | 1.4 apg | 25.7                                      |
| 4   | <b>Taylor Barnette</b><br>• Tallied eight points, including 2-for-3 from 3-point range, and had four assists off the bench vs. Seattle (11/17/12) | G    | Fr.   | 6-3  | Lexington, Ky.   | 2.4  | 0.9 | 1.4 apg | 14.8                                      |
| 5   | <b>Teven Jones</b><br>• Has started eight of the last nine games at point guard   | G    | R-Fr. | 6-0  | Kannapolis, N.C. | 4.1  | 1.4 | 2.5 apg | 24.4                                      |
| 10  | <b>Mike Tobey</b><br>• Scored a season-high 19 points on 9-10 shooting in a season-high 27 minutes vs. Wofford (12/30/12)                         | F/C  | Fr.   | 6-11 | Monroe, N.Y.     | 6.2  | 1.9 | 0.7 bpg | 12.2                                      |
| 11  | <b>Evan Nolte</b><br>• Had a season-high 15 points vs. Old Dominion (12/22/12) and is shooting 45.5 percent (15-33) from three-point range        | F    | Fr.   | 6-8  | Milton, Ga.      | 6.6  | 2.3 | 0.9 spg | 20.2                                      |
| 12  | <b>Joe Harris</b><br>• Leads the team in scoring, assists (33) and three-point field goals (28)   | G    | Jr.   | 6-6  | Chelan, Wash.    | 15.0 | 4.0 | 2.5 apg | 29.8                                      |
| 13  | <b>Anthony Gill</b><br>• Will sit out 2012-13 season after transferring from South Carolina   | F    | So.   | 6-8  | Charlotte, N.C.  | 7.6  | 4.7 | 1.0 apg | 25.3<br>(2011-12 stats at South Carolina) |
| 21  | <b>Justin Miller</b><br>• Joined the team as a walk-on after transferring from Missouri. Has not played yet this season                           | G    | Fr.   | 6-1  | Columbia, Mo.    | --   | --  | --      | --  |
| 22  | <b>Malcolm Brogdon</b><br>• Will redshirt the 2012-13 season while recovering from foot surgery   | G    | So.   | 6-5  | Norcross, Ga.    | --   | --  | --      | --  |
| 23  | <b>Justin Anderson</b><br>• Tallied season highs in points (15) and rebounds (9) vs. Mississippi Valley State (12/8/12)                           | G    | Fr.   | 6-6  | Montross, Va.    | 5.8  | 2.9 | 2.1 apg | 20.4                                      |
| 24  | <b>Caid Kirven</b><br>• Made his collegiate debut vs. Mississippi Valley State (12/8/12)  | F    | Fr.   | 6-8  | Raleigh, N.C.    | 0.0  | 0.0 | 0.0 apg | 2.0                                       |
| 25  | <b>Akil Mitchell</b> ( <i>Ah-keel</i> )<br>• Averaging a career-high 13.2 points and 9.2 rebounds per game  | F    | Jr.   | 6-8  | Charlotte, N.C.  | 13.2 | 9.2 | 1.9 apg | 28.2                                      |
| 30  | <b>Thomas Rogers</b><br>• Played in five games  | G    | Jr.   | 6-6  | Farmville, Va.   | 0.0  | 0.4 | 0.2 apg | 2.4                                       |
| 32  | <b>Darion Atkins</b> ( <i>Derry-on</i> )<br>• Leads the team with 21 blocked shots and is second in rebounding at 4.8 per game                    | F    | So.   | 6-8  | Clinton, Md.     | 8.1  | 4.8 | 1.6 bpg | 22.8                                      |

**Head Coach:**
**Associate Head Coach:**
**Assistant Coaches:**
**Director of Basketball Operations:**
**Asst. AD for Men's Basketball Administration:**
**Graduate Manager:**
**Technology & Scouting Assistant:**
**Strength and Conditioning Coach:**
**Athletic Trainer:**
**Tony Bennett** (Green Bay '92 / fourth season at Virginia)

**Ritchie McKay** (Seattle Pacific '87 / fourth season at Virginia)

**Ron Sanchez** (SUNY-Oneonta '97 / fourth season at Virginia)

**Jason Williford** (Virginia '95 / fourth season at Virginia)

**Brad Soucie** (Christian Heritage '91 / fourth season at Virginia)

**Ronnie Wideman** (Washington State '06 / fourth season at Virginia)

**Mark Vershaw** (Wisconsin '01 / first season at Virginia)

**Marlon Stewart** (Washington State '08 / first season at Virginia)

**Mike Curtis** (Virginia '98 / fourth season at Virginia)

**Ethan Saliba** (Kansas '79 / 30th year at Virginia)

**Virginia's Game-by-Game Starting Lineup**

| Opponent     | Guard    | Guard  | Guard      | Forward  | Forward |
|--------------|----------|--------|------------|----------|---------|
| at GMU       | Barnette | Harris | Anderson   | Mitchell | Tobey   |
| Fairfield    | Barnette | Harris | Jespersion | Mitchell | Atkins  |
| Delaware     | Anderson | Harris | Jespersion | Mitchell | Nolte   |
| Seattle      | Anderson | Harris | Jespersion | Mitchell | Nolte   |
| Lamar        | Jones    | Harris | Jespersion | Mitchell | Nolte   |
| North Texas  | Jones    | Harris | Jespersion | Mitchell | Atkins  |
| at Wisconsin | Jones    | Harris | Jespersion | Mitchell | Atkins  |
| Green Bay    | Jones    | Harris | Jespersion | Mitchell | Atkins  |
| Tennessee    | Evans    | Harris | Jespersion | Mitchell | Atkins  |
| MVSU         | Jones    | Harris | Jespersion | Mitchell | Atkins  |
| Morgan State | Jones    | Harris | Jespersion | Mitchell | Atkins  |
| Old Dominion | Jones    | Harris | Jespersion | Mitchell | Atkins  |
| Wofford      | Jones    | Harris | Jespersion | Mitchell | Atkins  |

## The Last Time

### VIRGINIA INDIVIDUALS

- **Scored 30 points:** Mike Scott (35) at Maryland (3/4/12)
- **Scored 40 points:** Sean Singletary (41) at Miami (3/1/08)
- **Two players with 20 points:** Joe Harris (20) and Akil Mitchell (20) vs. Green Bay (12/1/12)
- **Three players with 20 points:** Chris Williams (27), Roger Mason, Jr. (22) and Donald Hand (20) vs. Duke (1/5/00)
- **Four players with 20 points:** Chris Williams (23), Donald Hand (22), Adam Hall (21), and Travis Watson (20) vs. Georgetown (3/15/00)
- **A player with back-to-back 25-point games:** Mike Scott, 28 vs. Florida State (3/1/12), 35 at Maryland (3/4/12)
- **One player scored in double figures:** Mike Scott (15) vs. Florida (3/16/12)
- **No players scored in double figures:** vs. Maryland (1/27/11)
- **Five players scored in double figures:** Justin Anderson (14), Teven Jones (13), Evan Nolte (13), Joe Harris (12), Darion Mitchell (10) vs. North Texas (11/20/12)
- **Six players scored in double figures:** Sean Singletary (27), Adrian Joseph (13), Jamil Tucker (13), Mamadi Diane (12), Calvin Baker (11), Laurynas Mikalauskas (11), vs. Maryland (3/9/08)
- **Seven players scored in double figures:** Cornel Parker (20), Junior Burrough (15), Ted Jeffries (14), Cory Alexander (13), Jason Williford (12), Yuri Barnes (11) and Doug Smith (11) vs. Clemson (1/13/93)
- **Had 15 rebounds:** Akil Mitchell (16) vs. Seattle (11/17/12)
- **Had 20 rebounds:** Travis Watson (20) vs. Wofford (1/2/03)
- **Had 25 rebounds:** Bob Mortell (25) vs. Washington & Lee (2/27/60)
- **Two players with 10 rebounds:** Akil Mitchell (12) and Mike Scott (10) vs. NC State (3/9/11)
- **Three players with 10 rebounds:** Yuri Barnes (13), Jason Williford (12) and Junior Burrough (11) vs. Rice (12/4/93)
- **Double-Double:** Akil Mitchell (15 pts, 12 rebs) vs. Morgan State (12/19/12)
- **Two players had a double-double:** Mike Scott (23 pts, 10 rebs) and Akil Mitchell (10 pts, 12 rebs) vs. NC State (3/9/12)
- **Three players had a double-double:** Jason Williford (10 pts, 15 rebs), Ted Jeffries (23 pts, 10 rebs), and Cornel Parker (11 pts, 11 rebs) at William & Mary (1/25/93)
- **Double-Double with points and assists:** Sean Singletary (22 pts, 10 assts) vs. Old Dominion (3/24/08)
- **Triple-Double:** Ralph Sampson (15 pts, 22 rebs, 10 blks) vs. Old Dominion (12/29/79)
- **Four Double-Doubles in a row:** Mike Scott [5 in a row] (27 pts, 15 rebs) vs. Oklahoma (11/23/10), (16 pts, 10 rebs) vs. Wichita State (11/24/10), (17 pts, 12 rebs) at Minnesota (11/29/10), (21 pts, 13 rebs) at Virginia Tech (12/5/10), (10 pts, 13 rebs) vs. Radford (12/7/10)
- **20 points and 20 rebounds:** Travis Watson (21 pts, 20 rebs) vs. Wofford (1/2/03)
- **10 assists:** Jontel Evans (10) vs. Howard (1/4/11)
- **5 Blocked Shots:** Assane Sene (5) at Boston College (1/19/11)
- **5 Steals:** Jontel Evans (5) vs. Green Bay (12/1/12)
- **Led UVA in Points, Rebounds and Assists:** Joe Harris (19 pts, 8 rebs, 3 assts) vs. at George Mason (11/9/12)
- **Hit a last second shot to win a game:** Sean Singletary vs. Duke (2/1/07) [jumper with one second in OT]; J.R. Reynolds vs. Loyola Marymount (12/23/04) [layup with 1.5 seconds in regulation]
- **Played every minute:** Sylvan Landesberg (45) vs. Clemson (2/15/09)
- **Played 40 or more minutes:** Mike Scott (44), Sammy Zeglinski (44), Jontel Evans (42) at Maryland (3/4/12)

### VIRGINIA TEAM

- **Won in Overtime:** at Maryland, 75-72 (3/4/12)
- **Lost in Overtime:** vs. Miami, 62-69 (3/10/11)
- **Played Two Overtimes:** vs. Maryland, L 89-92 (2/19/05)
- **Played Three Overtimes:** vs. Georgetown, L 111-115 (3/15/00)
- **Shot 70 percent for a Half:** 70.8% (17-24) vs. Wofford 2nd Half (12/30/12)
- **Shot 60 percent in a Game:** 63.8% (30-47) vs. Wofford (12/30/12)
- **Shot less than 30 percent in a Game:** 28.6% (16-56) vs. Duke (2/16/11)
- **Shot 90 percent from the free throw line:** 100% (11-11) vs. Lamar (11/19/12)
- **Shot 50 percent from 3-point line:** 53.3% (8-15) vs. Wofford (12/30/12)
- **Shot less than 30 percent in a half:** 22.2% (6-27) in 1st Half vs. Delaware (11/13/12)
- **Shot less than 20 percent in a half:** 16.7% (4-24) in 2nd Half vs. Radford (12/7/10)
- **Shot 55 percent or better and lost:** 56.9% (29-51) vs. Duke (3/14/03)
- **Attempted 50 FTs:** 52 (made 34) vs. Howard (12/12/94)
- **Made 30 FTs:** 31 (36 att.) vs. Tennessee (3/18/07)
- **Made 10 3-pt FGs:** 10 vs. NC State (3/1/11)
- **Failed to make a 3-pt FG:** vs. Drake (11/21/11)
- **Had 50 rebounds:** 50 vs. North Carolina (11/5/09)
- **Had 25 assists:** 27 vs. Howard (11/21/01)
- **Had 15 steals:** 16 vs. NC State (2/24/08)
- **Had 10 blocks:** 10 at Virginia Tech (1/10/09)
- **Scored 50 pts in a half:** 58 at Minnesota, 2nd half (11/29/10)
- **Scored 60 pts in a half:** 60 vs. Gonzaga, 1st half (1/3/07)
- **Scored 70 pts in a half:** 70 vs. Coastal Carolina, 2nd half (11/20/00)
- **Scored 100 pts (ACC):** 103 vs. Maryland (1/16/07)
- **Scored 100 pts (non-conf):** 107 vs. VMI (11/16/08)
- **Scored under 20 pts in 1st half:** 15 vs. Delaware (11/13/12)
- **Scored under 20 pts in 2nd half:** 16 vs. BC (2/26/11)
- **Scored under 50 pts in a game:** 46 vs. Tennessee (12/5/12)

### OPPONENT INDIVIDUALS

- **Scored 30 points:** DeWayne Jackson (32), Morgan State (12/19/12)
- **Scored 35 points:** J.J. Redick (40), Duke (1/28/06)
- **Scored 40 points:** J.J. Redick (40), Duke (1/28/06)
- **Scored 50 points:** Len Chappell (50), Wake (2/12/62)
- **Two players with 20 points:** Kyle Singler (21) and Jon Scheyer (20), Duke (2/28/10)
- **Three players with 20 points:** Seth Curry (26), Kyle Ohman (26), Anthony Smith (21), Liberty (11/25/08)
- **Two players with 30 points:** Trevor Powell (31) and Tony Smith (31), Marquette (2/3/90)
- **No players scored in double figures:** George Mason (12/6/11)
- **Five players scored in double figures:** Isaiah Thomas (18), C.J. Wilcox (17), Abdul Gaddy (12), Terrence Ross (12), Justin Holiday (11), Washington (11/22/10)
- **Six players scored in double figures:** C.J. Harris (15), Ari Stewart (12), Travis McKie (12), J.T. Terrell (11), Ty Walker (11), Gary Clark (10), at Wake Forest (1/29/11)
- **Seven players scored in double figures:** Stanley Burrell (15), Drew Lavender (13), C.J. Anderson (12), B.J. Raymond (12), Josh Duncan (11), Charles Bronson (11), and Jason Love (10), at Xavier (1/3/08)
- **Double-Double:** DeShawn Painter (11 pts, 11 rebs), Old Dominion (12/22/12)

- **Double-Double with points and assists:** Eric Hayes (10 pts, 11 assts), at Maryland (1/20/09)
- **Two players had a double-double:** Harrison Barnes (14 pts, 11 rebs) and John Henson (10 pts, 10 rebs), at North Carolina (2/11/12)
- **Had 15 rebounds:** Jamelle Hagins (16), Delaware (11/13/12)
- **Had 20 rebounds:** Tim Duncan (23), Wake (2/22/97)
- **Had 10 assists:** Eric Hayes (11), at Maryland (1/20/09)
- **5 Blocked Shots:** Robert Nwankwo (5), Towson (12/30/11)
- **5 Steals:** Allen Tate (5), at Seattle (12/21/11)
- **Hit a last second shot to win a game:** Ian Miller of Florida State (3/1/12) [0.8 seconds in regulation]

### OPPONENT TEAM

- **Shot less than 30 percent in a Game:** 19% (11-58), Mississippi Valley State (12/8/12)
- **Shot less than 30 percent in a Game (ACC):** 26.9% (14-52), Maryland (2/18/12)
- **Shot 60 percent in a Game:** 63.8% (37-58), at Xavier (1/3/08)
- **Shot 55 percent or better and lost:** 55.3% (26-47), Cleveland State (11/25/09)
- **Scored 100 pts:** 106, Washington (11/22/10)
- **Scored 60 pts in a half:** 60, at Miami, 2nd half (3/1/08)
- **Scored under 20 pts in 1st half:** 17, Wofford (12/30/12)
- **Scored under 20 pts in 2nd half:** 17, Mississippi Valley State (12/8/12)
- **Scored under 50 pts in a game:** 39, Wofford (12/30/12)
- **Had 25 assists:** 27, at Xavier (1/3/08)
- **Had 15 steals:** 15, VMI (11/16/08)
- **Had 10 blocks:** 10 at Maryland (3/5/11)
- **Failed to make a 3-pt FG:** vs. Arizona State (11/27/99)





**VIRGINIA** 59 November 9, 2012  
**GEORGE MASON** 63 Patriot Center • Fairfax, Va.

**VIRGINIA (0-1)**

| Player        | FG           | 3FG         | FT          | O-D          | Reb       | PF        | Pts       | A         | TO        | Blk      | Stl      | Min        |
|---------------|--------------|-------------|-------------|--------------|-----------|-----------|-----------|-----------|-----------|----------|----------|------------|
| Tobey (F)     | 2-6          | 1-1         | 0-0         | 0-1          | 1         | 2         | 5         | 0         | 1         | 0        | 0        | 18         |
| Mitchell (F)  | 4-6          | 0-0         | 3-5         | 3-4          | 7         | 1         | 11        | 0         | 1         | 1        | 2        | 30         |
| Barnette (G)  | 2-6          | 1-5         | 0-0         | 0-0          | 0         | 1         | 5         | 0         | 1         | 0        | 0        | 27         |
| Harris (G)    | 6-15         | 4-7         | 3-4         | 1-7          | 8         | 3         | 19        | 3         | 4         | 0        | 0        | 35         |
| Anderson (G)  | 1-5          | 0-3         | 2-5         | 2-1          | 3         | 3         | 4         | 3         | 1         | 0        | 1        | 27         |
| Browman       | 0-0          | 0-0         | 0-0         | 0-3          | 3         | 1         | 0         | 2         | 0         | 0        | 0        | 11         |
| Jespersion    | 1-3          | 0-1         | 0-0         | 1-1          | 2         | 1         | 2         | 1         | 0         | 0        | 0        | 19         |
| Nolte         | 2-6          | 2-4         | 0-0         | 1-1          | 2         | 4         | 6         | 3         | 2         | 0        | 0        | 17         |
| Atkins        | 3-5          | 0-0         | 1-1         | 3-1          | 4         | 4         | 7         | 0         | 2         | 0        | 0        | 16         |
|               |              |             |             | 0-2          | 2         |           |           |           |           |          |          |            |
| <b>TOTALS</b> | <b>21-52</b> | <b>8-21</b> | <b>9-15</b> | <b>11-21</b> | <b>32</b> | <b>20</b> | <b>59</b> | <b>12</b> | <b>12</b> | <b>1</b> | <b>3</b> | <b>200</b> |
|               | <b>.404</b>  | <b>.381</b> | <b>.600</b> |              |           |           |           |           |           |          |          |            |

**GEORGE MASON (1-0)**

| Player        | FG           | 3FG         | FT          | O-D         | Reb       | PF        | Pts       | A         | TO        | Blk      | Stl      | Min        |
|---------------|--------------|-------------|-------------|-------------|-----------|-----------|-----------|-----------|-----------|----------|----------|------------|
| Williams (F)  | 5-7          | 0-0         | 1-2         | 0-3         | 3         | 2         | 11        | 0         | 2         | 2        | 3        | 37         |
| Arledge (F)   | 2-2          | 0-0         | 0-0         | 0-3         | 3         | 4         | 4         | 2         | 1         | 0        | 0        | 13         |
| Okolaji (F)   | 3-5          | 1-1         | 1-2         | 0-4         | 4         | 1         | 8         | 0         | 1         | 0        | 1        | 24         |
| Allen (G)     | 4-7          | 2-2         | 3-4         | 0-4         | 4         | 1         | 13        | 5         | 1         | 0        | 1        | 32         |
| Wright (G)    | 6-9          | 2-4         | 1-5         | 0-2         | 2         | 2         | 15        | 2         | 2         | 0        | 0        | 33         |
| Bennett       | 1-1          | 0-0         | 0-0         | 1-0         | 1         | 0         | 2         | 0         | 1         | 0        | 0        | 5          |
| Holloway      | 0-2          | 0-1         | 0-0         | 0-1         | 1         | 0         | 0         | 0         | 0         | 0        | 0        | 4          |
| Vaughns       | 0-4          | 0-2         | 0-0         | 0-0         | 0         | 2         | 0         | 0         | 1         | 0        | 0        | 19         |
| Edwards       | 1-1          | 0-0         | 2-2         | 0-0         | 0         | 1         | 4         | 2         | 0         | 0        | 0        | 8          |
| Gujanovic     | 2-6          | 2-4         | 0-4         | 2-5         | 7         | 3         | 6         | 3         | 1         | 0        | 0        | 25         |
|               |              | 1-4         | 5           |             |           |           |           |           |           |          |          |            |
| <b>TOTALS</b> | <b>24-44</b> | <b>7-14</b> | <b>8-19</b> | <b>3-23</b> | <b>26</b> | <b>16</b> | <b>63</b> | <b>14</b> | <b>10</b> | <b>2</b> | <b>5</b> | <b>200</b> |
|               | <b>.545</b>  | <b>.500</b> | <b>.421</b> |             |           |           |           |           |           |          |          |            |

|                     |    |    |    |
|---------------------|----|----|----|
| <b>VIRGINIA</b>     | 25 | 34 | 59 |
| <b>GEORGE MASON</b> | 28 | 35 | 63 |

Officials: Roger Ayers, Bernard Clinton, Tim Kelly  
 Technicals: none  
 Attendance: 9,840

**FAIRFIELD** 45 November 12, 2012  
**VIRGINIA** 54 John Paul Jones Arena • Charlottesville, Va.

**FAIRFIELD (1-1)**

| Player        | FG           | 3FG         | FT          | O-D          | Reb       | PF        | Pts       | A        | TO        | Blk      | Stl      | Min        |
|---------------|--------------|-------------|-------------|--------------|-----------|-----------|-----------|----------|-----------|----------|----------|------------|
| Barrow (F)    | 1-7          | 0-0         | 0-0         | 1-0          | 1         | 3         | 2         | 0        | 0         | 1        | 1        | 29         |
| Mikulic (F)   | 5-7          | 3-5         | 0-0         | 1-6          | 7         | 4         | 13        | 0        | 4         | 3        | 0        | 21         |
| Matthews (F)  | 1-3          | 0-1         | 2-2         | 2-2          | 4         | 2         | 4         | 0        | 0         | 1        | 0        | 22         |
| Needham (G)   | 4-11         | 2-8         | 0-0         | 0-4          | 4         | 2         | 10        | 4        | 3         | 0        | 1        | 37         |
| Wade (G)      | 3-10         | 2-5         | 2-2         | 2-4          | 6         | 1         | 10        | 4        | 3         | 0        | 1        | 33         |
| Jenkins       | 0-3          | 0-0         | 0-0         | 0-0          | 0         | 0         | 0         | 0        | 0         | 0        | 0        | 7          |
| Gilbert       | 0-0          | 0-0         | 0-0         | 0-0          | 0         | 0         | 0         | 0        | 0         | 0        | 0        | 2          |
| Sidibe        | 2-3          | 0-0         | 0-0         | 2-1          | 3         | 1         | 4         | 0        | 0         | 0        | 0        | 11         |
| Nickerson     | 1-3          | 0-2         | 0-2         | 1-2          | 3         | 3         | 2         | 1        | 3         | 0        | 2        | 28         |
|               |              |             |             | 1-1          | 2         |           |           |          |           |          |          |            |
| <b>TOTALS</b> | <b>17-47</b> | <b>7-21</b> | <b>4-6</b>  | <b>10-20</b> | <b>30</b> | <b>16</b> | <b>45</b> | <b>9</b> | <b>13</b> | <b>5</b> | <b>5</b> | <b>200</b> |
|               | <b>.362</b>  | <b>.333</b> | <b>.667</b> |              |           |           |           |          |           |          |          |            |

**VIRGINIA (1-1)**

| Player         | FG           | 3FG         | FT           | O-D          | Reb       | PF       | Pts       | A         | TO       | Blk      | Stl      | Min        |
|----------------|--------------|-------------|--------------|--------------|-----------|----------|-----------|-----------|----------|----------|----------|------------|
| Mitchell (F)   | 4-11         | 0-0         | 4-6          | 3-5          | 8         | 2        | 12        | 2         | 1        | 1        | 1        | 33         |
| Atkins (F)     | 0-2          | 0-0         | 0-0          | 0-1          | 1         | 0        | 0         | 0         | 1        | 1        | 0        | 9          |
| Jespersion (G) | 2-4          | 1-3         | 1-2          | 0-1          | 1         | 1        | 6         | 2         | 1        | 0        | 0        | 29         |
| Barnette (G)   | 0-0          | 0-0         | 0-0          | 0-1          | 1         | 1        | 0         | 0         | 0        | 0        | 0        | 18         |
| Harris (G)     | 5-11         | 0-0         | 5-6          | 2-5          | 7         | 2        | 15        | 3         | 1        | 1        | 1        | 34         |
| Browman        | 0-0          | 0-0         | 0-0          | 0-0          | 0         | 0        | 0         | 1         | 3        | 0        | 0        | 6          |
| Tobey          | 3-8          | 0-1         | 0-0          | 1-2          | 3         | 1        | 6         | 0         | 0        | 0        | 0        | 16         |
| Nolte          | 4-6          | 1-2         | 2-2          | 0-1          | 1         | 0        | 11        | 2         | 1        | 0        | 3        | 28         |
| Anderson       | 1-5          | 0-2         | 2-4          | 2-3          | 5         | 1        | 4         | 4         | 1        | 1        | 0        | 27         |
|                |              |             |              | 3-2          | 5         |          |           |           |          |          |          |            |
| <b>TOTALS</b>  | <b>19-47</b> | <b>2-8</b>  | <b>14-20</b> | <b>11-21</b> | <b>32</b> | <b>8</b> | <b>54</b> | <b>14</b> | <b>9</b> | <b>4</b> | <b>5</b> | <b>200</b> |
|                | <b>.404</b>  | <b>.250</b> | <b>.700</b>  |              |           |          |           |           |          |          |          |            |

|                  |    |    |    |
|------------------|----|----|----|
| <b>FAIRFIELD</b> | 30 | 15 | 45 |
| <b>VIRGINIA</b>  | 28 | 26 | 54 |

Officials: Karl Hess, Les Jones, Alfred Smith  
 Technicals: none  
 Attendance: 8,568

**DELAWARE** 59 November 13, 2012  
**VIRGINIA** 53 John Paul Jones Arena • Charlottesville, Va.

**DELAWARE (2-1)**

| Player        | FG           | 3FG         | FT           | O-D          | Reb       | PF        | Pts       | A        | TO        | Blk      | Stl      | Min        |
|---------------|--------------|-------------|--------------|--------------|-----------|-----------|-----------|----------|-----------|----------|----------|------------|
| Brinkley (F)  | 3-4          | 0-0         | 0-0          | 1-0          | 1         | 2         | 6         | 0        | 4         | 1        | 0        | 26         |
| Hagins (F)    | 4-6          | 0-0         | 2-2          | 5-11         | 16        | 1         | 10        | 1        | 2         | 1        | 1        | 38         |
| Threath (G)   | 6-12         | 1-3         | 1-3          | 0-5          | 5         | 2         | 14        | 3        | 4         | 0        | 3        | 36         |
| Saddler (G)   | 3-12         | 2-6         | 7-8          | 0-4          | 4         | 3         | 15        | 2        | 2         | 0        | 0        | 30         |
| Anderson (G)  | 2-6          | 2-6         | 0-0          | 1-2          | 3         | 1         | 6         | 0        | 1         | 0        | 1        | 33         |
| Rogers        | 1-5          | 0-1         | 2-2          | 0-0          | 0         | 0         | 4         | 1        | 1         | 0        | 1        | 21         |
| Baptiste      | 1-2          | 0-0         | 2-2          | 2-1          | 3         | 4         | 4         | 0        | 0         | 0        | 1        | 16         |
|               |              |             |              | 1-0          | 1         |           |           |          |           |          |          |            |
| <b>TOTALS</b> | <b>20-47</b> | <b>5-16</b> | <b>14-17</b> | <b>10-23</b> | <b>33</b> | <b>13</b> | <b>59</b> | <b>7</b> | <b>14</b> | <b>2</b> | <b>7</b> | <b>200</b> |
|               | <b>.426</b>  | <b>.313</b> | <b>.824</b>  |              |           |           |           |          |           |          |          |            |

**VIRGINIA (1-2)**

| Player         | FG           | 3FG         | FT          | O-D          | Reb       | PF        | Pts       | A         | TO        | Blk      | Stl      | Min        |
|----------------|--------------|-------------|-------------|--------------|-----------|-----------|-----------|-----------|-----------|----------|----------|------------|
| Nolte (F)      | 1-8          | 1-5         | 0-0         | 1-0          | 1         | 1         | 3         | 0         | 1         | 0        | 3        | 24         |
| Mitchell (F)   | 5-11         | 0-0         | 5-8         | 5-8          | 13        | 4         | 15        | 3         | 1         | 1        | 0        | 30         |
| Jespersion (G) | 1-4          | 0-3         | 0-0         | 0-5          | 5         | 2         | 2         | 2         | 0         | 1        | 0        | 34         |
| Harris (G)     | 7-19         | 3-9         | 3-4         | 2-2          | 4         | 5         | 20        | 1         | 3         | 0        | 0        | 38         |
| Anderson (G)   | 1-3          | 0-1         | 0-0         | 1-0          | 1         | 3         | 2         | 2         | 4         | 1        | 2        | 30         |
| Browman        | 0-2          | 0-2         | 0-0         | 0-1          | 1         | 0         | 0         | 1         | 0         | 0        | 0        | 8          |
| Evans          | 0-0          | 0-0         | 0-0         | 0-1          | 1         | 1         | 0         | 0         | 2         | 0        | 0        | 3          |
| Barnette       | 0-1          | 0-1         | 0-0         | 0-0          | 0         | 1         | 0         | 0         | 0         | 0        | 0        | 5          |
| Tobey          | 0-2          | 0-0         | 0-0         | 0-1          | 1         | 0         | 0         | 0         | 1         | 1        | 0        | 5          |
| Atkins         | 5-7          | 0-0         | 1-3         | 3-0          | 3         | 0         | 11        | 1         | 0         | 0        | 0        | 23         |
|                |              |             |             | 4-1          | 5         |           |           |           |           |          |          |            |
| <b>TOTALS</b>  | <b>20-57</b> | <b>4-21</b> | <b>9-15</b> | <b>16-19</b> | <b>35</b> | <b>17</b> | <b>53</b> | <b>10</b> | <b>12</b> | <b>4</b> | <b>5</b> | <b>200</b> |
|                | <b>.351</b>  | <b>.190</b> | <b>.600</b> |              |           |           |           |           |           |          |          |            |

|                 |    |    |    |
|-----------------|----|----|----|
| <b>DELAWARE</b> | 28 | 31 | 59 |
| <b>VIRGINIA</b> | 15 | 38 | 53 |

Officials: Tim Nestor, Tony Chiazza, Bill Covington, Jr.  
 Technicals: none  
 Attendance: 8,490

**SEATTLE** 43 November 17, 2012  
**VIRGINIA** 83 John Paul Jones Arena • Charlottesville, Va.

**SEATTLE (1-1)**

| Player         | FG           | 3FG         | FT          | O-D          | Reb       | PF        | Pts       | A        | TO        | Blk      | Stl       | Min        |
|----------------|--------------|-------------|-------------|--------------|-----------|-----------|-----------|----------|-----------|----------|-----------|------------|
| Sunderhaus (F) | 4-8          | 1-2         | 0-0         | 3-3          | 6         | 3         | 9         | 0        | 1         | 0        | 1         | 20         |
| Trent (F)      | 1-5          | 0-1         | 0-0         | 1-3          | 4         | 3         | 2         | 0        | 6         | 0        | 1         | 17         |
| Green (C)      | 2-3          | 0-0         | 2-3         | 2-0          | 2         | 2         | 6         | 0        | 0         | 0        | 0         | 14         |
| Obasi (G)      | 1-5          | 0-0         | 2-5         | 0-0          | 0         | 0         | 4         | 1        | 0         | 0        | 1         | 18         |
| Carter (G)     | 3-15         | 2-8         | 0-0         | 1-1          | 2         | 1         | 8         | 1        | 4         | 0        | 1         | 24         |
| Tate           | 0-5          | 0-1         | 2-2         | 3-3          | 6         | 3         | 2         | 0        | 3         | 0        | 1         | 22         |
| Pickett        | 1-5          | 0-1         | 0-0         | 0-1          | 1         | 3         | 2         | 1        | 2         | 0        | 3         | 16         |
| Rasmussen      | 3-6          | 2-5         | 0-0         | 0-1          | 1         | 1         | 8         | 0        | 1         | 0        | 1         | 27         |
| Crook          | 0-2          | 0-1         | 1-2         | 1-0          | 1         | 0         | 1         | 0        | 0         | 0        | 0         | 12         |
| Trimble        | 0-2          | 0-0         | 1-2         | 0-0          | 0         | 0         | 1         | 1        | 0         | 0        | 0         | 11         |
| Diop           | 0-0          | 0-0         | 0-0         | 0-0          | 0         | 0         | 0         | 0        | 0         | 0        | 0         | 2          |
| Bidart         | 0-1          | 0-0         | 0-0         | 0-0          | 0         | 2         | 0         | 0        | 0         | 0        | 1         | 4          |
| Flora          | 0-2          | 0-0         | 0-0         | 0-2          | 2         | 1         | 0         | 0        | 2         | 0        | 10        | 13         |
|                |              |             |             | 3-1          | 4         |           |           |          |           |          |           |            |
| <b>TOTALS</b>  | <b>15-59</b> | <b>5-19</b> | <b>8-14</b> | <b>14-15</b> | <b>29</b> | <b>19</b> | <b>43</b> | <b>4</b> | <b>19</b> | <b>0</b> | <b>10</b> | <b>200</b> |
|                | <b>.254</b>  | <b>.263</b> | <b>.571</b> |              |           |           |           |          |           |          |           |            |

**VIRGINIA (2-2)**

| Player | FG | 3FG | FT | O-D | Reb | PF | Pts | A | TO | Blk | Stl | Min |
|--------|----|-----|----|-----|-----|----|-----|---|----|-----|-----|-----|
|        |    |     |    |     |     |    |     |   |    |     |     |     |

**LAMAR** 44 November 19, 2012  
**VIRGINIA** 63 John Paul Jones Arena • Charlottesville, Va.

**LAMAR (0-4)**

| Player        | FG           | 3FG         | FT           | O-D         | Reb       | PF        | Pts       | A        | TO        | Blk      | Stl      | Min        |
|---------------|--------------|-------------|--------------|-------------|-----------|-----------|-----------|----------|-----------|----------|----------|------------|
| Mitchell (F)  | 4-8          | 0-0         | 0-0          | 1-1         | 2         | 0         | 8         | 1        | 2         | 1        | 1        | 31         |
| Wilson (F)    | 0-4          | 0-0         | 2-2          | 1-2         | 3         | 1         | 2         | 0        | 2         | 0        | 0        | 15         |
| Brown (F)     | 3-7          | 0-0         | 5-6          | 0-6         | 6         | 1         | 11        | 2        | 1         | 1        | 0        | 33         |
| Minton (G)    | 1-6          | 0-1         | 0-0          | 2-4         | 6         | 2         | 2         | 2        | 2         | 2        | 1        | 28         |
| Minor (G)     | 0-2          | 0-0         | 0-0          | 0-0         | 0         | 1         | 0         | 0        | 2         | 0        | 0        | 11         |
| Blanks        | 2-8          | 2-4         | 2-2          | 0-3         | 3         | 1         | 8         | 1        | 2         | 0        | 1        | 27         |
| Acosta        | 4-7          | 0-0         | 2-2          | 1-2         | 3         | 4         | 10        | 1        | 1         | 1        | 0        | 30         |
| Hancock       | 1-2          | 1-1         | 0-0          | 0-1         | 1         | 1         | 3         | 1        | 1         | 0        | 0        | 20         |
| Webb          | 0-1          | 0-0         | 0-0          | 0-1         | 1         | 1         | 0         | 0        | 1         | 0        | 0        | 2          |
| Ebomwonyi     | 0-1          | 0-0         | 0-0          | 0-0         | 0         | 1         | 0         | 0        | 0         | 1        | 0        | 3          |
|               |              |             |              | 1-2         | 3         |           |           |          |           |          |          |            |
| <b>TOTALS</b> | <b>15-46</b> | <b>3-6</b>  | <b>11-12</b> | <b>6-22</b> | <b>28</b> | <b>13</b> | <b>44</b> | <b>8</b> | <b>14</b> | <b>6</b> | <b>3</b> | <b>200</b> |
|               | <b>.326</b>  | <b>.500</b> | <b>.917</b>  |             |           |           |           |          |           |          |          |            |

**VIRGINIA (3-2)**

| Player         | FG           | 3FG         | FT           | O-D         | Reb       | PF        | Pts       | A         | TO       | Blk      | Stl      | Min        |
|----------------|--------------|-------------|--------------|-------------|-----------|-----------|-----------|-----------|----------|----------|----------|------------|
| Nolte (F)      | 1-4          | 0-2         | 0-0          | 0-0         | 0         | 3         | 2         | 1         | 0        | 0        | 3        | 22         |
| Mitchell (F)   | 2-7          | 0-0         | 6-6          | 3-5         | 8         | 2         | 10        | 2         | 0        | 0        | 0        | 23         |
| Jespersion (G) | 3-6          | 3-5         | 0-0          | 0-5         | 5         | 0         | 9         | 1         | 2        | 2        | 1        | 32         |
| Jones (G)      | 2-5          | 0-1         | 2-2          | 0-0         | 0         | 3         | 6         | 2         | 1        | 1        | 1        | 27         |
| Harris (G)     | 7-11         | 3-5         | 0-0          | 0-5         | 5         | 1         | 17        | 2         | 0        | 2        | 3        | 25         |
| Browman        | 0-0          | 0-0         | 0-0          | 0-0         | 0         | 0         | 0         | 0         | 0        | 0        | 0        | 3          |
| Barnette       | 1-2          | 0-1         | 0-0          | 0-1         | 1         | 1         | 2         | 1         | 1        | 0        | 0        | 10         |
| Tobey          | 3-8          | 0-1         | 0-0          | 0-1         | 1         | 2         | 6         | 0         | 2        | 1        | 0        | 17         |
| Anderson       | 2-6          | 0-1         | 2-2          | 0-3         | 3         | 0         | 6         | 2         | 2        | 1        | 1        | 20         |
| Rogers         | 0-0          | 0-0         | 0-0          | 0-0         | 0         | 0         | 0         | 0         | 0        | 0        | 0        | 2          |
| Atkins         | 2-4          | 0-0         | 1-1          | 0-1         | 1         | 4         | 5         | 1         | 1        | 1        | 0        | 19         |
|                |              |             |              | 4-1         | 5         |           |           |           |          |          |          |            |
| <b>TOTALS</b>  | <b>23-53</b> | <b>6-16</b> | <b>11-11</b> | <b>7-22</b> | <b>29</b> | <b>16</b> | <b>63</b> | <b>12</b> | <b>9</b> | <b>8</b> | <b>9</b> | <b>200</b> |
|                | <b>.434</b>  | <b>.375</b> | <b>1.000</b> |             |           |           |           |           |          |          |          |            |

|          |    |    |    |
|----------|----|----|----|
| LAMAR    | 18 | 26 | 44 |
| VIRGINIA | 32 | 31 | 63 |

Officials: Gary Prager, Chris Beaver, Tony Chiazza  
 Technicals: None  
 Attendance: 1,444

**NORTH TEXAS** 64 November 20, 2012  
**VIRGINIA** 80 John Paul Jones Arena • Charlottesville, Va.

**NORTH TEXAS (3-3)**

| Player          | FG           | 3FG         | FT           | O-D          | Reb       | PF        | Pts       | A        | TO        | Blk      | Stl      | Min        |
|-----------------|--------------|-------------|--------------|--------------|-----------|-----------|-----------|----------|-----------|----------|----------|------------|
| T. Mitchell (F) | 4-8          | 1-5         | 7-9          | 4-5          | 9         | 3         | 16        | 0        | 3         | 3        | 1        | 34         |
| Franklin (F)    | 1-5          | 0-0         | 3-4          | 4-2          | 6         | 2         | 5         | 1        | 2         | 2        | 1        | 21         |
| A. Williams (G) | 4-11         | 0-0         | 3-5          | 1-0          | 1         | 2         | 11        | 0        | 1         | 0        | 2        | 33         |
| Jones (G)       | 3-8          | 0-2         | 0-0          | 2-1          | 3         | 4         | 6         | 2        | 1         | 0        | 1        | 23         |
| J. Williams (G) | 4-15         | 0-6         | 4-5          | 2-0          | 2         | 4         | 12        | 0        | 4         | 0        | 0        | 28         |
| Holmen          | 1-5          | 0-2         | 2-2          | 2-3          | 5         | 2         | 4         | 0        | 0         | 0        | 0        | 15         |
| Hardwick        | 0-0          | 0-0         | 0-1          | 0-1          | 1         | 2         | 0         | 2        | 1         | 0        | 0        | 20         |
| A. Mitchell     | 0-0          | 0-0         | 0-0          | 0-0          | 0         | 0         | 0         | 0        | 0         | 0        | 0        | 1          |
| Patton          | 1-2          | 1-2         | 0-0          | 0-0          | 0         | 0         | 3         | 0        | 0         | 0        | 1        | 6          |
| Overlander      | 1-2          | 1-2         | 0-0          | 0-0          | 0         | 0         | 3         | 0        | 0         | 0        | 1        | 8          |
| Stojiljkovic    | 0-0          | 0-0         | 0-0          | 0-0          | 0         | 1         | 0         | 0        | 1         | 0        | 0        | 4          |
| Coleman         | 2-2          | 0-0         | 0-0          | 1-0          | 1         | 1         | 4         | 0        | 1         | 0        | 0        | 7          |
|                 |              |             |              | 5-1          | 6         |           |           |          |           |          |          |            |
| <b>TOTALS</b>   | <b>21-58</b> | <b>3-19</b> | <b>19-26</b> | <b>21-33</b> | <b>34</b> | <b>21</b> | <b>64</b> | <b>5</b> | <b>14</b> | <b>5</b> | <b>7</b> | <b>200</b> |
|                 | <b>.362</b>  | <b>.158</b> | <b>.731</b>  |              |           |           |           |          |           |          |          |            |

**VIRGINIA (4-2)**

| Player         | FG           | 3FG         | FT           | O-D         | Reb       | PF        | Pts       | A         | TO        | Blk      | Stl      | Min        |
|----------------|--------------|-------------|--------------|-------------|-----------|-----------|-----------|-----------|-----------|----------|----------|------------|
| Mitchell (F)   | 3-5          | 0-0         | 2-3          | 0-4         | 4         | 4         | 8         | 1         | 4         | 0        | 0        | 24         |
| Atkins (F)     | 5-10         | 0-0         | 0-0          | 5-4         | 9         | 3         | 10        | 1         | 1         | 2        | 1        | 31         |
| Jespersion (G) | 2-2          | 1-1         | 0-0          | 0-1         | 1         | 3         | 5         | 2         | 3         | 1        | 1        | 24         |
| Jones (G)      | 3-6          | 1-2         | 6-7          | 0-1         | 1         | 3         | 13        | 4         | 3         | 0        | 1        | 31         |
| Harris (G)     | 3-6          | 3-4         | 3-4          | 0-2         | 2         | 3         | 12        | 2         | 1         | 1        | 0        | 21         |
| Barnette       | 0-0          | 0-0         | 0-0          | 0-0         | 0         | 0         | 0         | 0         | 0         | 0        | 0        | 8          |
| Tobey          | 2-2          | 0-0         | 1-2          | 0-0         | 0         | 0         | 5         | 1         | 0         | 0        | 0        | 9          |
| Nolte          | 5-5          | 3-3         | 0-0          | 0-4         | 4         | 2         | 13        | 3         | 3         | 0        | 1        | 29         |
| Anderson       | 4-10         | 0-1         | 6-8          | 3-1         | 4         | 2         | 14        | 4         | 0         | 1        | 3        | 23         |
|                |              |             |              | 1-2         | 3         |           |           |           |           |          |          |            |
| <b>TOTALS</b>  | <b>27-46</b> | <b>8-11</b> | <b>18-24</b> | <b>9-19</b> | <b>28</b> | <b>20</b> | <b>80</b> | <b>18</b> | <b>15</b> | <b>5</b> | <b>7</b> | <b>200</b> |
|                | <b>.587</b>  | <b>.727</b> | <b>.750</b>  |             |           |           |           |           |           |          |          |            |

|             |    |    |    |
|-------------|----|----|----|
| NORTH TEXAS | 22 | 42 | 64 |
| VIRGINIA    | 42 | 38 | 80 |

Officials: Brian Shey, Alvin Cox, Evon Burroughs  
 Technicals: North Texas-Head Coach Tony Benford  
 Attendance: 1,745

**VIRGINIA** 60 November 28, 2012  
**WISCONSIN** 54 Kohl Center • Madison, Wis.

**VIRGINIA (5-2)**

| Player         | FG           | 3FG         | FT           | O-D         | Reb       | PF        | Pts       | A         | TO        | Blk      | Stl      | Min        |
|----------------|--------------|-------------|--------------|-------------|-----------|-----------|-----------|-----------|-----------|----------|----------|------------|
| Mitchell (F)   | 3-6          | 0-0         | 5-6          | 3-7         | 10        | 2         | 11        | 2         | 3         | 0        | 0        | 33         |
| Atkins (F)     | 6-9          | 0-0         | 2-3          | 3-4         | 7         | 2         | 14        | 1         | 1         | 2        | 1        | 35         |
| Jespersion (G) | 0-3          | 0-1         | 0-0          | 1-2         | 3         | 2         | 0         | 0         | 0         | 0        | 0        | 24         |
| Jones (G)      | 1-2          | 0-0         | 0-0          | 0-0         | 0         | 2         | 2         | 3         | 4         | 1        | 2        | 25         |
| Harris (G)     | 8-19         | 1-7         | 5-6          | 1-4         | 5         | 1         | 22        | 5         | 0         | 0        | 0        | 35         |
| Evans          | 0-2          | 0-0         | 0-0          | 0-4         | 4         | 0         | 0         | 0         | 1         | 0        | 0        | 16         |
| Tobey          | 0-1          | 0-0         | 0-0          | 0-0         | 0         | 1         | 0         | 0         | 0         | 0        | 0        | 4          |
| Nolte          | 2-2          | 2-2         | 2-2          | 0-3         | 3         | 2         | 8         | 1         | 1         | 1        | 0        | 19         |
| Anderson       | 1-2          | 1-2         | 0-0          | 0-4         | 4         | 0         | 3         | 0         | 0         | 0        | 0        | 9          |
|                |              |             |              | 0-0         | 0         |           |           |           |           |          |          |            |
| <b>TOTALS</b>  | <b>21-46</b> | <b>4-12</b> | <b>14-17</b> | <b>8-28</b> | <b>36</b> | <b>12</b> | <b>60</b> | <b>12</b> | <b>10</b> | <b>4</b> | <b>3</b> | <b>200</b> |
|                | <b>.457</b>  | <b>.333</b> | <b>.824</b>  |             |           |           |           |           |           |          |          |            |

**WISCONSIN (4-3)**

| Player         | FG           | 3FG         | FT          | O-D         | Reb       | PF        | Pts       | A         | TO       | Blk      | Stl      | Min        |
|----------------|--------------|-------------|-------------|-------------|-----------|-----------|-----------|-----------|----------|----------|----------|------------|
| Evans (F)      | 4-12         | 0-2         | 0-0         | 3-3         | 6         | 3         | 8         | 1         | 0        | 2        | 2        | 36         |
| Bruesewitz (F) | 3-7          | 0-3         | 0-1         | 1-0         | 1         | 2         | 6         | 4         | 1        | 1        | 0        | 30         |
| Berggren (F)   | 4-8          | 2-3         | 2-2         | 1-1         | 2         | 0         | 12        | 0         | 1        | 0        | 0        | 30         |
| Brust (G)      | 6-16         | 3-9         | 0-0         | 0-4         | 4         | 2         | 15        | 0         | 1        | 0        | 1        | 37         |
| Jackson (G)    | 2-7          | 1-1         | 0-0         | 0-4         | 4         | 2         | 5         | 5         | 1        | 0        | 2        | 32         |
| Marshall       | 1-2          | 1-1         | 0-0         | 0-1         | 1         | 2         | 3         | 1         | 1        | 0        | 0        | 11         |
| Dekker         | 1-2          | 1-2         | 2-2         | 0-0         | 0         | 4         | 5         | 1         | 0        | 0        | 1        | 21         |
| Kaminsky       | 0-1          | 0-1         | 0-0         | 0-0         | 0         | 0         | 0         | 0         | 0        | 0        | 0        | 3          |
|                |              |             |             | 2-5         | 7         |           |           |           |          |          |          |            |
| <b>TOTALS</b>  | <b>21-55</b> | <b>8-22</b> | <b>4-5</b>  | <b>7-18</b> | <b>25</b> | <b>15</b> | <b>54</b> | <b>12</b> | <b>5</b> | <b>3</b> | <b>6</b> | <b>200</b> |
|                | <b>.382</b>  | <b>.364</b> | <b>.800</b> |             |           |           |           |           |          |          |          |            |

|           |    |    |    |
|-----------|----|----|----|
| VIRGINIA  | 24 | 36 | 60 |
| WISCONSIN | 23 | 31 | 54 |

Officials: Mike Kitts, Terry Wymer, John Higgins  
 Technicals: None  
 Attendance: 16,690

**GREEN BAY** 51 December 1, 2012  
**VIRGINIA** 67 John Paul Jones Arena • Charlottesville, Va.

**GREEN BAY (3-4)**

| Player        | FG           | 3FG         | FT           | O-D         | Reb       | PF        | Pts       | A         | TO        | Blk      | Stl      | Min        |
|---------------|--------------|-------------|--------------|-------------|-----------|-----------|-----------|-----------|-----------|----------|----------|------------|
| Fouse (F)     | 2-5          | 0-1         | 0-0          | 0-5         | 5         | 2         | 4         | 2         | 1         | 1        | 2        | 30         |
| Coughill (F)  | 1-6          | 1-3         | 2-2          | 1-4         | 5         | 1         | 5         | 2         | 1         | 0        | 0        | 24         |
| Brown (C)     | 5-11         | 2-3         | 2-4          | 2-4         | 6         | 4         | 14        | 0         | 5         | 0        | 0        | 28         |
| Muhammad (G)  | 3-9          | 2-7         | 0-0          | 1-1         | 2         | 0         | 8         | 1         | 2         | 0        | 0        | 28         |
| Sykes (G)     | 4-13         | 0-0         | 4-4          | 1-2         | 3         | 3         | 12        | 3         | 1         | 0        | 3        | 38         |
| Love          | 0-0          | 0-0         | 0-0          | 0-0         | 0         | 2         | 0         | 1         | 0         | 0        | 0        | 9          |
| Cerroni       | 1-4          | 0-3         | 1-1          | 1-0         | 1         | 1         | 3         | 1         | 3         | 0        | 0        | 17         |
| Mays          | 2-5          | 0-0         | 1-2          | 2-4         | 6         | 0         | 5         | 1         | 0         | 1        | 0        | 26         |
|               |              |             |              | 1-2         | 3         |           |           |           |           |          |          |            |
| <b>TOTALS</b> | <b>18-53</b> | <b>5-17</b> | <b>10-13</b> | <b>9-22</b> | <b>31</b> | <b>13</b> | <b>51</b> | <b>11</b> | <b>13</b> | <b>2</b> | <b>5</b> | <b>200</b> |
|               | <b>.340</b>  | <b>.294</b> | <b>.769</b>  |             |           |           |           |           |           |          |          |            |

**VIRGINIA (6-2)**

| Player       | FG   | 3FG | FT | O-D | Reb | PF | Pts | A | TO | Blk | Stl | Min |
|--------------|------|-----|----|-----|-----|----|-----|---|----|-----|-----|-----|
| Mitchell (F) | 9-12 |     |    |     |     |    |     |   |    |     |     |     |

**TENNESSEE 38** December 5, 2012  
**VIRGINIA 46** John Paul Jones Arena • Charlottesville, Va.

**TENNESSEE (4-3)**

| Player         | FG           | 3FG         | FT          | O-D          | Reb       | PF        | Pts       | A        | TO        | Blk      | Stl      | Min        |
|----------------|--------------|-------------|-------------|--------------|-----------|-----------|-----------|----------|-----------|----------|----------|------------|
| Stokes (F)     | 2-5          | 0-0         | 1-3         | 2-7          | 9         | 2         | 5         | 1        | 1         | 1        | 1        | 27         |
| Hall (F)       | 3-11         | 0-1         | 2-3         | 2-3          | 5         | 3         | 8         | 0        | 4         | 0        | 0        | 32         |
| Richardson (G) | 1-3          | 0-1         | 0-0         | 1-1          | 2         | 0         | 2         | 0        | 1         | 1        | 0        | 28         |
| Golden (G)     | 4-12         | 1-5         | 2/2         | 1-3          | 4         | 2         | 11        | 2        | 2         | 0        | 0        | 24         |
| McBee (G)      | 2-9          | 1-7         | 0-0         | 0-2          | 2         | 0         | 5         | 1        | 0         | 0        | 0        | 29         |
| Makanjuola     | 1-1          | 0-0         | 0-0         | 1-2          | 3         | 4         | 2         | 0        | 1         | 0        | 0        | 13         |
| Moore          | 0-0          | 0-0         | 0-0         | 0-0          | 0         | 1         | 0         | 0        | 1         | 0        | 0        | 1          |
| Lopez          | 0-1          | 0-1         | 0-0         | 0-0          | 0         | 0         | 0         | 0        | 0         | 0        | 0        | 5          |
| Chievous       | 0-1          | 0-0         | 0-0         | 0-3          | 3         | 1         | 0         | 0        | 0         | 0        | 0        | 8          |
| Edwards        | 0-3          | 0-1         | 0-0         | 0-1          | 1         | 1         | 0         | 0        | 0         | 0        | 0        | 9          |
| McRae          | 2-6          | 1-3         | 0-0         | 0-4          | 4         | 1         | 5         | 3        | 2         | 1        | 2        | 24         |
|                |              |             |             | 3-0          | 3         |           |           |          |           |          |          |            |
| <b>TOTALS</b>  | <b>15-52</b> | <b>3-19</b> | <b>5-8</b>  | <b>10-26</b> | <b>36</b> | <b>15</b> | <b>38</b> | <b>7</b> | <b>12</b> | <b>3</b> | <b>3</b> | <b>200</b> |
|                | <i>.288</i>  | <i>.158</i> | <i>.625</i> |              |           |           |           |          |           |          |          |            |

**VIRGINIA (7-2)**

| Player         | FG           | 3FG         | FT          | O-D          | Reb       | PF        | Pts       | A         | TO       | Blk      | Stl      | Min        |
|----------------|--------------|-------------|-------------|--------------|-----------|-----------|-----------|-----------|----------|----------|----------|------------|
| Mitchell (F)   | 6-13         | 0-0         | 1-3         | 5-7          | 12        | 2         | 13        | 1         | 2        | 0        | 0        | 34         |
| Atkins (F)     | 4-10         | 0-0         | 0-0         | 0-5          | 5         | 3         | 8         | 0         | 1        | 3        | 1        | 33         |
| Evans (G)      | 2-6          | 0-0         | 0-0         | 0-0          | 0         | 2         | 4         | 4         | 0        | 0        | 0        | 18         |
| Jespersion (G) | 0-2          | 0-2         | 2-2         | 0-4          | 4         | 1         | 2         | 0         | 1        | 1        | 0        | 28         |
| Harris (G)     | 6-11         | 1-3         | 0-1         | 1-5          | 6         | 1         | 13        | 1         | 1        | 0        | 0        | 34         |
| Jones          | 0-4          | 0-1         | 2-2         | 0-0          | 0         | 3         | 2         | 3         | 1        | 0        | 1        | 24         |
| Tobey          | 1-4          | 0-0         | 0-0         | 0-2          | 2         | 2         | 2         | 0         | 1        | 1        | 0        | 8          |
| Nolte          | 0-1          | 0-1         | 2-2         | 0-2          | 2         | 1         | 2         | 0         | 1        | 2        | 0        | 10         |
| Anderson       | 0-2          | 0-1         | 0-0         | 0-0          | 0         | 0         | 0         | 1         | 0        | 1        | 0        | 11         |
|                |              |             |             | 4-2          | 6         |           |           |           |          |          |          |            |
| <b>TOTALS</b>  | <b>19-53</b> | <b>1-8</b>  | <b>7-10</b> | <b>10-27</b> | <b>37</b> | <b>15</b> | <b>46</b> | <b>10</b> | <b>8</b> | <b>8</b> | <b>2</b> | <b>200</b> |
|                | <i>.358</i>  | <i>.125</i> | <i>.700</i> |              |           |           |           |           |          |          |          |            |

|                  |    |    |    |             |                                      |
|------------------|----|----|----|-------------|--------------------------------------|
| <b>TENNESSEE</b> | 16 | 22 | 38 | Officials:  | Les Jones, Joe Lindsay, Doug Simmons |
| <b>VIRGINIA</b>  | 25 | 21 | 46 | Technical:  | None                                 |
|                  |    |    |    | Attendance: | 9,702                                |

**MISS. VALLEY ST. 39** December 8, 2012  
**VIRGINIA 67** John Paul Jones Arena • Charlottesville, Va.

**MISSISSIPPI VALLEY STATE (0-5)**

| Player        | FG           | 3FG         | FT           | O-D          | Reb       | PF        | Pts       | A        | TO        | Blk      | Stl      | Min        |
|---------------|--------------|-------------|--------------|--------------|-----------|-----------|-----------|----------|-----------|----------|----------|------------|
| Usher (F)     | 5-18         | 2-9         | 2-3          | 0-6          | 6         | 1         | 14        | 0        | 1         | 0        | 0        | 33         |
| Ralling (F)   | 2-8          | 1-5         | 2-2          | 1-4          | 5         | 3         | 7         | 1        | 0         | 0        | 1        | 33         |
| Francis (F)   | 0-2          | 0-1         | 0-0          | 0-2          | 2         | 1         | 0         | 0        | 1         | 0        | 0        | 11         |
| Holley (C)    | 0-2          | 0-0         | 0-0          | 1-1          | 2         | 2         | 0         | 0        | 1         | 0        | 0        | 15         |
| Marshall      | 0-5          | 0-2         | 0-0          | 1-0          | 1         | 0         | 0         | 1        | 3         | 0        | 0        | 22         |
| Smith         | 1-6          | 0-0         | 4-6          | 5-1          | 6         | 5         | 6         | 0        | 3         | 1        | 0        | 31         |
| Dobbs         | 0-4          | 0-4         | 0-0          | 0-0          | 0         | 1         | 0         | 0        | 0         | 0        | 0        | 10         |
| Henry         | 0-6          | 0-1         | 2-2          | 4-1          | 5         | 0         | 2         | 0        | 1         | 0        | 1        | 20         |
| Tomlin        | 3-7          | 0-1         | 4-5          | 1-5          | 6         | 0         | 10        | 1        | 1         | 0        | 1        | 25         |
|               |              |             |              | 2-4          | 6         |           |           |          |           |          |          |            |
| <b>TOTALS</b> | <b>11-58</b> | <b>3-23</b> | <b>14-18</b> | <b>15-24</b> | <b>39</b> | <b>13</b> | <b>39</b> | <b>3</b> | <b>11</b> | <b>1</b> | <b>3</b> | <b>200</b> |
|               | <i>.190</i>  | <i>.130</i> | <i>.778</i>  |              |           |           |           |          |           |          |          |            |

**VIRGINIA (8-2)**

| Player         | FG           | 3FG         | FT          | O-D         | Reb       | PF        | Pts       | A         | TO        | Blk      | Stl      | Min        |
|----------------|--------------|-------------|-------------|-------------|-----------|-----------|-----------|-----------|-----------|----------|----------|------------|
| Mitchell (F)   | 9-14         | 0-0         | 2-3         | 2-3         | 5         | 2         | 20        | 1         | 1         | 0        | 4        | 16         |
| Atkins (F)     | 7-11         | 0-0         | 0-2         | 2-5         | 7         | 2         | 14        | 0         | 0         | 1        | 1        | 23         |
| Jespersion (G) | 1-3          | 1-2         | 0-0         | 0-1         | 1         | 2         | 3         | 1         | 1         | 0        | 1        | 20         |
| Jones (G)      | 1-4          | 0-2         | 0-0         | 0-3         | 3         | 2         | 2         | 2         | 1         | 0        | 0        | 21         |
| Harris (G)     | 0-4          | 0-2         | 3-4         | 0-3         | 3         | 1         | 3         | 6         | 1         | 1        | 0        | 27         |
| Browman        | 0-1          | 0-1         | 0-0         | 0-2         | 2         | 2         | 0         | 0         | 1         | 0        | 0        | 13         |
| Barnette       | 1-2          | 1-2         | 0-0         | 0-1         | 1         | 2         | 3         | 4         | 3         | 0        | 0        | 18         |
| Tobey          | 2-4          | 0-0         | 1-1         | 1-2         | 3         | 0         | 5         | 0         | 1         | 3        | 0        | 12         |
| Nolte          | 1-1          | 0-0         | 0-0         | 1-3         | 4         | 2         | 2         | 1         | 0         | 1        | 1        | 18         |
| Anderson       | 6-11         | 1-3         | 2-2         | 1-8         | 9         | 1         | 15        | 2         | 0         | 2        | 2        | 27         |
| Kirven         | 0-1          | 0-0         | 0-0         | 0-0         | 0         | 1         | 0         | 0         | 1         | 0        | 0        | 2          |
| Rogers         | 0-0          | 0-0         | 0-2         | 0-1         | 1         | 0         | 0         | 0         | 0         | 0        | 0        | 3          |
|                |              |             |             | 0-3         | 3         |           |           |           |           |          |          |            |
| <b>TOTALS</b>  | <b>28-56</b> | <b>3-12</b> | <b>8-14</b> | <b>7-35</b> | <b>42</b> | <b>17</b> | <b>67</b> | <b>17</b> | <b>10</b> | <b>8</b> | <b>9</b> | <b>200</b> |
|                | <i>.500</i>  | <i>.250</i> | <i>.571</i> |             |           |           |           |           |           |          |          |            |

|                         |    |    |    |             |  |
|-------------------------|----|----|----|-------------|--|
| <b>MISS. VALLEY ST.</b> | 22 | 17 | 39 | Officials:  | Sean Hull, Bernard Clinton, Jeff Nichols |
| <b>VIRGINIA</b>         | 36 | 31 | 67 | Technical:  | None                                     |
|                         |    |    |    | Attendance: | 8,691                                    |

**MORGAN STATE 57** December 19, 2012  
**VIRGINIA 75** John Paul Jones Arena • Charlottesville, Va.

**MORGAN STATE (3-5)**

| Player        | FG           | 3FG         | FT           | O-D         | Reb       | PF        | Pts       | A        | TO        | Blk      | Stl      | Min        |
|---------------|--------------|-------------|--------------|-------------|-----------|-----------|-----------|----------|-----------|----------|----------|------------|
| Heath (F)     | 1-2          | 0-0         | 0-0          | 1-1         | 2         | 1         | 2         | 0        | 0         | 0        | 0        | 7          |
| Jackson (F)   | 11-16        | 3-5         | 7-7          | 0-0         | 0         | 2         | 32        | 0        | 1         | 0        | 0        | 33         |
| Chiles (C)    | 0-2          | 0-0         | 2-2          | 0-0         | 0         | 3         | 2         | 0        | 1         | 1        | 0        | 15         |
| Hubbard (G)   | 1-7          | 0-2         | 0-0          | 0-7         | 7         | 1         | 2         | 1        | 6         | 0        | 2        | 30         |
| Bozeman (G)   | 2-6          | 0-1         | 1-1          | 0-4         | 4         | 2         | 5         | 3        | 1         | 0        | 3        | 34         |
| Pretlow       | 0-0          | 0-0         | 0-0          | 0-0         | 0         | 1         | 0         | 0        | 0         | 0        | 0        | 4          |
| Black         | 2-5          | 0-2         | 1-2          | 1-2         | 3         | 1         | 5         | 3        | 4         | 0        | 0        | 31         |
| Bailey        | 0-0          | 0-0         | 0-0          | 0-0         | 0         | 5         | 0         | 0        | 0         | 0        | 0        | 6          |
| Simpson       | 0-0          | 0-0         | 0-0          | 0-0         | 0         | 0         | 0         | 0        | 0         | 0        | 0        | 2          |
| Blossom       | 0-1          | 0-0         | 0-3          | 0-1         | 1         | 1         | 0         | 0        | 0         | 0        | 1        | 7          |
| Duncan        | 4-6          | 0-0         | 1-3          | 1-1         | 2         | 2         | 9         | 1        | 4         | 3        | 0        | 31         |
|               |              |             |              | 2-0         | 2         |           |           |          |           |          |          |            |
| <b>TOTALS</b> | <b>21-45</b> | <b>3-10</b> | <b>12-18</b> | <b>5-16</b> | <b>21</b> | <b>20</b> | <b>57</b> | <b>8</b> | <b>17</b> | <b>4</b> | <b>6</b> | <b>200</b> |
|               | <i>.467</i>  | <i>.300</i> | <i>.667</i>  |             |           |           |           |          |           |          |          |            |

**VIRGINIA (9-2)**

| Player         | FG           | 3FG         | FT           | O-D          | Reb       | PF        | Pts       | A         | TO        | Blk      | Stl      | Min        |
|----------------|--------------|-------------|--------------|--------------|-----------|-----------|-----------|-----------|-----------|----------|----------|------------|
| Mitchell (F)   | 5-12         | 0-1         | 5-8          | 4-8          | 12        | 3         | 15        | 7         | 2         | 0        | 1        | 33         |
| Atkins (F)     | 8-12         | 0-0         | 1-3          | 3-1          | 4         | 4         | 17        | 0         | 3         | 1        | 3        | 25         |
| Jespersion (G) | 4-5          | 3-4         | 0-0          | 1-2          | 3         | 2         | 11        | 1         | 1         | 0        | 0        | 30         |
| Jones (G)      | 0-3          | 0-1         | 2-2          | 1-1          | 2         | 2         | 2         | 2         | 2         | 0        | 3        | 23         |
| Harris (G)     | 3-4          | 2-3         | 6-9          | 0-2          | 2         | 2         | 14        | 3         | 4         | 0        | 0        | 21         |
| Browman        | 0-0          | 0-0         | 0-0          | 1-0          | 1         | 1         | 0         | 0         | 0         | 0        | 0        | 2          |
| Barnette       | 0-2          | 0-2         | 0-2          | 1-2          | 3         | 0         | 0         | 2         | 0         | 0        | 0        | 19         |
| Tobey          | 2-5          | 0-0         | 2-2          | 2-1          | 3         | 0         | 6         | 1         | 1         | 0        | 1        | 10         |
| Nolte          | 2-5          | 0-2         | 1-1          | 1-0          | 1         | 3         | 5         | 1         | 1         | 0        | 0        | 14         |
| Anderson       | 1-5          | 1-2         | 2-2          | 0-2          | 2         | 0         | 5         | 1         | 1         | 1        | 0        | 22         |
| Rogers         | 0-1          | 0-1         | 0-0          | 0-0          | 0         | 0         | 0         | 0         | 1         | 0        | 0        | 1          |
|                |              |             |              | 2-4          | 6         |           |           |           |           |          |          |            |
| <b>TOTALS</b>  | <b>25-54</b> | <b>6-16</b> | <b>19-29</b> | <b>16-23</b> | <b>39</b> | <b>17</b> | <b>75</b> | <b>18</b> | <b>16</b> | <b>2</b> | <b>8</b> | <b>200</b> |
|                | <i>.463</i>  | <i>.375</i> | <i>.655</i>  |              |           |           |           |           |           |          |          |            |

|                     |    |    |    |             |                                       |
|---------------------|----|----|----|-------------|---------------------------------------|
| <b>MORGAN STATE</b> | 28 | 29 | 57 | Officials:  | Les Jones, Brian Dorsey, Ron Tyburski |
| <b>VIRGINIA</b>     | 37 | 38 | 75 | Technical:  | Morgan State-Head Coach Todd Bozeman  |
|                     |    |    |    | Attendance: | 8,319                                 |

**VIRGINIA 61** December 22, 2012  
**OLD DOMINION 63** Richmond Coliseum • Richmond, Va.

**VIRGINIA (9-3)**

| Player         | FG           | 3FG         | FT           | O-D         | Reb       | PF        | Pts       | A         | TO       | Blk      | Stl      | Min        |
|----------------|--------------|-------------|--------------|-------------|-----------|-----------|-----------|-----------|----------|----------|----------|------------|
| Jespersion (G) | 1-5          | 1-3         | 0-0          | 0-4         | 4         | 2         | 3         | 2         | 0        | 0        | 0        | 33         |
| Jones (G)      | 1-2          | 0-1         | 2-2          | 0-4         | 4         | 4         | 4         | 3         | 1        | 0        | 0        | 25         |
| Harris (G)     | 6-15         | 4-9         | 2-2          | 0-3         | 3         | 1         | 18        | 2         | 2        | 1        | 0        | 33         |
| Mitchell (F)   | 3-10         | 0-0         | 2-3          | 4-5         | 9         | 2         | 8         | 1         | 1        | 1        | 0        | 33         |
| Atkins (F)     | 2-6          | 0-0         | 0-0          | 1-3         | 4         | 5         | 4         | 0         | 2        | 2        | 1        | 22         |
| Browman        | 0-0          | 0-0         | 0-0          | 0-0         | 0         | 0         | 0         | 0         | 0        | 0        | 0        | 1          |
| Barnette       | 1-4          | 1-3         | 0-0          | 0-0         | 0         | 0         | 3         | 2         | 1        | 0        | 0        | 11         |
| Tobey          | 3-3          | 0-0         | 0-1          | 0-0         | 0         | 1         | 6         | 1         | 1        | 1        | 0        | 9          |
| Nolte          | 4-7          | 3-5         | 4-5          | 1-2         | 3         | 3         | 15        | 0         | 0        | 1        | 0        | 23         |
| Anderson       | 0-1          | 0-0         | 0-0          | 1-1         | 2         | 1         | 0         | 2         | 0        | 1        | 0        | 11         |
|                |              |             |              | 1-2         | 3         |           |           |           |          |          |          |            |
| <b>TOTALS</b>  | <b>21-53</b> | <b>9-21</b> | <b>10-13</b> | <b>8-24</b> | <b>32</b> | <b>19</b> | <b>61</b> | <b>13</b> | <b>8</b> | <b>7</b> | <b>1</b> | <b>200</b> |
|                | <i>.396</i>  | <i>.429</i> | <i>.769</i>  |             |           |           |           |           |          |          |          |            |

**OLD DOMINION (2-10)**

| Player      | FG   | 3FG | FT  | O-D | Reb | PF | Pts | A | TO | Blk | Stl | Min |
|-------------|------|-----|-----|-----|-----|----|-----|---|----|-----|-----|-----|
| Bacote (G)  | 5-10 | 3-6 | 4-5 | 0-6 | 6   | 1  | 17  | 4 | 1  | 0   | 0   | 33  |
| Painter (F) | 4-11 | 0-0 | 3-6 | 5-6 | 11  | 2  | 11  | 1 | 0  | 0   | 0   | 34  |
| Clark (G)   | 0-4  | 0-3 | 0-0 | 0-0 | 0   | 4  | 0   | 1 | 1  | 0   | 1   | 31  |
| Ross (F)    | 0-3  | 0-0 | 0-0 | 4-5 | 9   | 3  | 0   | 0 | 0  | 1   | 0   | 24  |
| Hill (G)    | 3-11 | 1-5 | 5-6 | 1-4 | 5   | 2  | 12  | 3 | 1  | 2   | 1   | 38  |
| Batten      | 8-13 | 5-9 | 2-2 | 0-2 | 2   | 2  | 23  | 1 | 1  | 0   | 1   | 28  |
| McEwen      | 0-0  | 0-0 | 0-0 | 0-0 | 0   | 2  | 0   | 0 | 0  | 0   | 0   | 2   |
| Larsen      | 0-0  | 0-0 | 0-0 | 1-2 | 3   | 1  | 0   | 0 | 2  | 0</ |     |     |

**WOFFORD**      **39**      December 30, 2012  
**VIRGINIA**      **74**      John Paul Jones Arena • Charlottesville, Va.

**WOFFORD (6-7)**

| Player        | FG           | 3FG         | FT          | O-D         | Reb       | PF        | Pts       | A        | TO        | Blk      | Stl      | Min        |
|---------------|--------------|-------------|-------------|-------------|-----------|-----------|-----------|----------|-----------|----------|----------|------------|
| Smith (F)     | 1-2          | 0-0         | 0-0         | 1-2         | 3         | 0         | 2         | 0        | 0         | 0        | 0        | 22         |
| Skinner (F)   | 2-8          | 0-2         | 2-2         | 1-3         | 4         | 1         | 4         | 1        | 2         | 0        | 0        | 28         |
| Cochran (G)   | 1-11         | 1-7         | 2-2         | 1-1         | 2         | 2         | 5         | 0        | 2         | 0        | 2        | 24         |
| Swinton (G)   | 0-0          | 0-0         | 0-0         | 0-0         | 0         | 0         | 0         | 0        | 2         | 0        | 1        | 19         |
| Collins (G)   | 5-9          | 3-6         | 4-4         | 0-2         | 2         | 1         | 17        | 1        | 4         | 0        | 0        | 30         |
| Korkowski     | 0-0          | 0-0         | 0-0         | 0-0         | 0         | 0         | 0         | 0        | 0         | 0        | 0        | 3          |
| Byrd          | 0-2          | 0-1         | 0-0         | 0-2         | 2         | 2         | 0         | 1        | 1         | 0        | 0        | 8          |
| Faithfull     | 1-1          | 0-0         | 0-0         | 0-2         | 2         | 4         | 2         | 3        | 3         | 0        | 1        | 21         |
| Wagener       | 1-2          | 1-2         | 0-0         | 0-1         | 1         | 0         | 3         | 0        | 2         | 0        | 1        | 16         |
| Gordon        | 2-4          | 0-1         | 0-2         | 0-1         | 1         | 0         | 4         | 0        | 0         | 0        | 2        | 10         |
| Neumann       | 1-3          | 0-0         | 0-0         | 0-1         | 1         | 2         | 2         | 0        | 1         | 0        | 0        | 17         |
| Hickson       | 0-0          | 0-0         | 0-0         | 0-1         | 1         | 0         | 0         | 0        | 0         | 0        | 0        | 2          |
| <b>TOTALS</b> | <b>14-42</b> | <b>5-19</b> | <b>6-10</b> | <b>3-16</b> | <b>19</b> | <b>12</b> | <b>39</b> | <b>6</b> | <b>17</b> | <b>0</b> | <b>7</b> | <b>200</b> |
|               | <b>.333</b>  | <b>.263</b> | <b>.600</b> |             |           |           |           |          |           |          |          |            |

**VIRGINIA (10-3)**

| Player         | FG           | 3FG         | FT          | O-D         | Reb       | PF        | Pts       | A         | TO        | Blk      | Stl      | Min        |
|----------------|--------------|-------------|-------------|-------------|-----------|-----------|-----------|-----------|-----------|----------|----------|------------|
| Mitchell (F)   | 6-7          | 0-0         | 3-4         | 1-5         | 6         | 1         | 15        | 2         | 1         | 0        | 4        | 25         |
| Atkins (F)     | 0-2          | 0-0         | 0-0         | 0-0         | 0         | 0         | 0         | 0         | 1         | 0        | 0        | 7          |
| Jespersion (G) | 1-1          | 1-1         | 0-0         | 0-1         | 1         | 1         | 3         | 1         | 1         | 1        | 0        | 15         |
| Jones (G)      | 2-4          | 2-2         | 0-2         | 0-1         | 1         | 2         | 6         | 3         | 1         | 0        | 0        | 17         |
| Harris (G)     | 5-6          | 2-2         | 3-4         | 0-4         | 4         | 1         | 15        | 3         | 3         | 0        | 2        | 25         |
| Browman        | 0-0          | 0-0         | 0-0         | 0-2         | 2         | 1         | 0         | 6         | 3         | 0        | 0        | 23         |
| Barnette       | 1-2          | 1-2         | 0-0         | 0-1         | 1         | 1         | 3         | 1         | 0         | 0        | 0        | 10         |
| Tobey          | 9-10         | 1-1         | 0-0         | 1-5         | 6         | 1         | 19        | 1         | 1         | 1        | 0        | 27         |
| Nolte          | 3-6          | 1-3         | 0-0         | 1-5         | 6         | 3         | 7         | 2         | 0         | 0        | 0        | 22         |
| Anderson       | 3-7          | 0-3         | 0-0         | 1-1         | 2         | 1         | 6         | 3         | 1         | 0        | 2        | 25         |
| Kirven         | 0-0          | 0-0         | 0-0         | 0-1         | 1         | 0         | 0         | 0         | 0         | 0        | 0        | 2          |
| Rogers         | 0-2          | 0-1         | 0-0         | 0-1         | 1         | 0         | 0         | 0         | 0         | 0        | 0        | 2          |
| <b>TOTALS</b>  | <b>30-47</b> | <b>8-15</b> | <b>6-10</b> | <b>4-27</b> | <b>31</b> | <b>12</b> | <b>74</b> | <b>22</b> | <b>12</b> | <b>2</b> | <b>8</b> | <b>200</b> |
|                | <b>.638</b>  | <b>.533</b> | <b>.600</b> |             |           |           |           |           |           |          |          |            |

|                 |    |    |    |
|-----------------|----|----|----|
| <b>WOFFORD</b>  | 17 | 22 | 39 |
| <b>VIRGINIA</b> | 31 | 43 | 74 |

Officials: Jamie Luckie, William Humes, Ray Perone  
 Technicals: None  
 Attendance: 9,387

# DOUG BROWMAN

# #0



Senior • Guard • 5-11 • 176 • Midlothian, Va. • Montrose Christian

## 2012-13 SEASON:

- Had three rebounds and two assists in 11 minutes off the bench at George Mason (11/9/12)
- Played eight minutes vs. Delaware (11/13/12)
- Played a career-high 13 minutes vs. Mississippi Valley State (12/8/12)
- Contributed career bests in assists (6) and minutes (23) vs. Wofford (12/30/12)

## 2012-13 GAME-BY-GAME:

| Opponent         | GP-GS | FG-FGA | 3FG-3FGA | FT-FTA | Off-Def | Total | A | TO | Blk | Stl | PF | Min | Pts |
|------------------|-------|--------|----------|--------|---------|-------|---|----|-----|-----|----|-----|-----|
| at G.Mason       | 1-0   | 0-0    | 0-0      | 0-0    | 0-3     | 3     | 2 | 0  | 0   | 0   | 1  | 11  | 0   |
| Fairfield        | 2-0   | 0-0    | 0-0      | 0-0    | 0-0     | 0     | 1 | 3  | 0   | 0   | 0  | 6   | 0   |
| Delaware         | 3-0   | 0-2    | 0-2      | 0-0    | 0-1     | 1     | 1 | 0  | 0   | 0   | 0  | 8   | 0   |
| Seattle          | 4-0   | 0-0    | 0-0      | 1-2    | 0-2     | 2     | 0 | 0  | 0   | 0   | 0  | 7   | 1   |
| Lamar            | 5-0   | 0-0    | 0-0      | 0-0    | 0-0     | 0     | 0 | 0  | 0   | 0   | 0  | 3   | 0   |
| North Texas      | DNP   |        |          |        |         |       |   |    |     |     |    |     |     |
| at Wisconsin     | DNP   |        |          |        |         |       |   |    |     |     |    |     |     |
| Green Bay        | DNP   |        |          |        |         |       |   |    |     |     |    |     |     |
| Tennessee        | DNP   |        |          |        |         |       |   |    |     |     |    |     |     |
| Miss. Valley St. | 6-0   | 0-1    | 0-1      | 0-0    | 0-2     | 2     | 0 | 1  | 0   | 0   | 2  | 13  | 0   |
| Morgan State     | 7-0   | 0-0    | 0-0      | 0-0    | 1-0     | 1     | 0 | 0  | 0   | 0   | 1  | 2   | 0   |
| vs. Old Dominion | 8-0   | 0-0    | 0-0      | 0-0    | 0-0     | 0     | 0 | 0  | 0   | 0   | 0  | 1   | 0   |
| Wofford          | 9-0   | 0-0    | 0-0      | 0-0    | 0-2     | 2     | 6 | 3  | 0   | 0   | 1  | 23  | 0   |

## SINGLE GAME BESTS

### POINTS

Season: 1 vs. Seattle (11/17/12)  
 Career: 3 on three occasions  
 ACC: 3 vs. Maryland (2/18/12)

### REBOUNDS

Season: 3 at George Mason (11/9/12)  
 Career: 3, 2x last at George Mason (11/9/12)  
 ACC: 3 at Georgia Tech (1/19/12)

### FG MADE

Season: --  
 Career: 1 on four occasions  
 ACC: 1 vs. Maryland (2/18/12)

### FG ATTEMPTS

Season: 2 vs. Delaware (11/13/12)  
 Career: 2, 3x last vs. Delaware (11/13/12)  
 ACC: 1 vs. Maryland (2/18/12)

### 3 PT FG MADE

Season: --  
 Career: 1 on three occasions  
 ACC: 1 vs. Maryland (2/18/12)

### 3 PT FG ATTEMPTS

Season: 2 vs. Delaware (11/13/12)  
 Career: 2, 2x last vs. Delaware (11/13/12)  
 ACC: 1 vs. Maryland (2/18/12)

### FT MADE

Season: 1 vs. Seattle (11/17/12)  
 Career: 1 at Georgia Tech (1/19/12)  
 ACC: 1 at Georgia Tech (1/19/12)

### FT ATTEMPTS

Season: 2 vs. Seattle (11/17/12)  
 Career: 2 at Georgia Tech (1/19/12)  
 ACC: 2 at Georgia Tech (1/19/12)

### ASSISTS

Season: 6 vs. Wofford (12/30/12)  
 Career: 6 vs. Wofford (12/30/12)  
 ACC: 2 vs. Maryland (2/18/12)

### TURNOVERS

Season: 3, 2x last vs. Wofford (12/30/12)  
 Career: 3, 2x last vs. Wofford (12/30/12)  
 ACC: 1 vs. Wake Forest (2/8/12)

### BLOCKS

Season: --  
 Career: --  
 ACC: --

### STEALS

Season: --  
 Career: 2 vs. SC State (11/13/11)  
 ACC: --

### MINUTES

Season: 23 vs. Wofford (12/30/12)  
 Career: 23 vs. Wofford (12/30/12)  
 ACC: 6 vs. Wake Forest (2/8/12)

## CAREER STATISTICS

| Year    | G-GS | Min-Avg. | FG-FGA | Pct.  | 3FG-3FGA | Pct.  | FT-FTA | Pct. | Off-Def. | Reb-Avg. | PF-DQ | Ast | TO | Blk | Stl | Pts-Avg |
|---------|------|----------|--------|-------|----------|-------|--------|------|----------|----------|-------|-----|----|-----|-----|---------|
| 2009-10 | 4-0  | 7-1.8    | 0-0    | .000  | 0-0      | .000  | 0-0    | .000 | 0-1      | 1-0.3    | 2-0   | 0   | 1  | 0   | 0   | 0-0.0   |
| ACC     | 1-0  | 1-1.0    | 0-0    | .000  | 0-0      | .000  | 0-0    | .000 | 0-0      | 0-0.0    | 0-0   | 0   | 0  | 0   | 0   | 0-0.0   |
| 2010-11 | 0-0  | 0-0.0    | --     | --    | --       | --    | --     | --   | --       | --       | --    | --  | -- | --  | --  | --      |
| ACC     | 0-0  | 0-0.0    | --     | --    | --       | --    | --     | --   | --       | --       | --    | --  | -- | --  | --  | --      |
| 2011-12 | 11-0 | 35-3.2   | 4-6    | .667  | 3-5      | .600  | 1-2    | .500 | 1-4      | 5-0.5    | 6-0   | 5   | 3  | 0   | 3   | 12-1.1  |
| ACC     | 5-0  | 15-3.0   | 1-1    | 1.000 | 1-1      | 1.000 | 1-2    | .500 | 1-2      | 3-0.6    | 0-0   | 4   | 1  | 0   | 0   | 4-0.8   |
| 2012-13 | 9-0  | 73-8.1   | 0-3    | .000  | 0-3      | .000  | 1-2    | .500 | 1-10     | 1-1.2    | 5-0   | 10  | 7  | 0   | 0   | 1-0.1   |
| ACC     | --   | --       | --     | --    | --       | --    | --     | --   | --       | --       | --    | --  | -- | --  | --  | --      |
| CAREER  | 24-0 | 115-4.8  | 4-9    | .444  | 3-8      | .375  | 2-4    | .500 | 2-15     | 17-0.7   | 13-0  | 15  | 11 | 0   | 3   | 13-0.5  |
| ACC     | 6-0  | 16-2.7   | 1-1    | 1.000 | 1-1      | 1.000 | 1-2    | .500 | 1-2      | 3-0.5    | 0-0   | 4   | 1  | 0   | 0   | 4-0.7   |

# JONTELEEVANS

# #1



Senior • Guard • 5-11 • 188 • Hampton, Va. • Bethel

## 2012-13 SEASON:

- Has missed nine games due to a foot injury
- Played three minutes vs. Delaware (11/13/12)
- Recorded four rebounds in 16 minutes of action at Wisconsin (11/28/12)
- Posted a career-high five steals and seven assists in 23 minutes vs. Green Bay (12/1/12)
- Had four points and four assists in first start of the season vs. Tennessee (12/5/12)

## 2012-13 GAME-BY-GAME:

| Opponent         | GP-GS | FG-FGA | 3FG-3FGA | FT-FTA | Off-Def | Total | A | TO | Blk | Stl | PF | Min | Pts |
|------------------|-------|--------|----------|--------|---------|-------|---|----|-----|-----|----|-----|-----|
| at G. Mason      | DNP   |        |          |        |         |       |   |    |     |     |    |     |     |
| Fairfield        | DNP   |        |          |        |         |       |   |    |     |     |    |     |     |
| Delaware         | 1-0   | 0-0    | 0-0      | .000   | 0-1     | 1     | 0 | 2  | 0   | 0   | 1  | 3   | 0   |
| Seattle          | DNP   |        |          |        |         |       |   |    |     |     |    |     |     |
| Lamar            | DNP   |        |          |        |         |       |   |    |     |     |    |     |     |
| North Texas      | DNP   |        |          |        |         |       |   |    |     |     |    |     |     |
| at Wisconsin     | 2-0   | 0-2    | 0-0      | 0-0    | 0-4     | 4     | 0 | 1  | 0   | 0   | 0  | 16  | 0   |
| Green Bay        | 3-0   | 1-5    | 0-0      | 0-0    | 0-3     | 3     | 7 | 2  | 0   | 5   | 1  | 23  | 2   |
| Tennessee        | 4-1   | 2-6    | 0-0      | 0-0    | 0-0     | 0     | 4 | 0  | 0   | 0   | 2  | 18  | 4   |
| Miss. Valley St. | DNP   |        |          |        |         |       |   |    |     |     |    |     |     |
| Morgan State     | DNP   |        |          |        |         |       |   |    |     |     |    |     |     |
| vs. Old Dominion | DNP   |        |          |        |         |       |   |    |     |     |    |     |     |
| Wofford          | DNP   |        |          |        |         |       |   |    |     |     |    |     |     |

## SINGLE GAME BESTS

### POINTS

Season: 4 vs. Tennessee (12/5/12)  
 Career: 17 vs. Winth (11/15/11), at Clem (2/14/12)  
 ACC: 17 at Clemson (2/14/12)

### REBOUNDS

Season: 4 at Wisconsin (11/28/12)  
 Career: 7 vs. Miami (1/16/10)  
 ACC: 7 vs. Miami (1/16/10)

### FG MADE

Season: 2 vs. Tennessee (12/5/12)  
 Career: 8 at Clemson (2/14/12)  
 ACC: 8 at Clemson (2/14/12)

### FG ATTEMPTS

Season: 6 vs. Tennessee (12/5/12)  
 Career: 14 at Boston College (1/19/11)  
 ACC: 14 at Boston College (1/19/11)

### 3 PT FG MADE

Season: --  
 Career: 2 vs. Winthrop (11/15/11)  
 ACC: 1 on six occasions

### 3 PT FG ATTEMPTS

Season: --  
 Career: 3 vs. Virginia Tech (2/19/11)  
 ACC: 3 vs. Virginia Tech (2/19/11)

### FT MADE

Season: --  
 Career: 5 vs. Winthrop (11/15/11)  
 ACC: 4 at UNC (2/11/12), at VT (2/21/12)

### FT ATTEMPTS

Season: --  
 Career: 8 vs. Wichita State (11/24/10)  
 ACC: 6 on three occasions

### ASSISTS

Season: 7 vs. Green Bay (12/1/12)  
 Career: 10 vs. Howard (1/4/11)  
 ACC: 7 at Georgia Tech (2/23/11)

### TURNOVERS

Season: 2, 2x last vs. Green Bay (12/1/12)  
 Career: 6 vs. Washington (11/22/10)  
 ACC: 5, 12x last at Florida State (2/12/11)

### BLOCKS

Season: --  
 Career: 1 on eight occasions  
 ACC: 1 on three occasions

### STEALS

Season: 5 vs. Green Bay (12/1/12)  
 Career: 5 vs. Green Bay (12/1/12)  
 ACC: 4 at Maryland (3/4/12)

### MINUTES


Season: 23 vs. Green Bay (12/1/12)  
 Career: 42 at Maryland (3/4/12)  
 ACC: 42 at Maryland (3/4/12)

## CAREER STATISTICS

| Year    | G-GS  | Min-Avg.  | FG-FGA  | Pct. | 3FG-3FGA | Pct. | FT-FTA | Pct. | Off-Def. | Reb-Avg. | PF-DQ | Ast | TO  | Blk | Stl | Pts-Avg |
|---------|-------|-----------|---------|------|----------|------|--------|------|----------|----------|-------|-----|-----|-----|-----|---------|
| 2009-10 | 31-11 | 512-16.5  | 31-84   | .369 | 2-12     | .167 | 9-16   | .563 | 6-40     | 46-1.5   | 55-1  | 60  | 27  | 1   | 34  | 73-2.4  |
| ACC     | 16-10 | 287-17.9  | 14-53   | .264 | 0-7      | .000 | 6-12   | .500 | 5-18     | 23-1.4   | 34-1  | 31  | 13  | 1   | 19  | 34-2.1  |
| 2010-11 | 31-27 | 846-27.3  | 71-182  | .390 | 5-14     | .357 | 31-52  | .596 | 13-60    | 73-2.4   | 72-0  | 109 | 58  | 2   | 40  | 178-5.7 |
| ACC     | 16-14 | 432-27.0  | 39-108  | .361 | 4-9      | .444 | 11-18  | .611 | 6-31     | 37-2.3   | 39-0  | 52  | 25  | 0   | 18  | 93-5.8  |
| 2011-12 | 32-32 | 984-30.8  | 97-206  | .471 | 5-14     | .357 | 36-58  | .621 | 7-58     | 65-2.0   | 67-1  | 124 | 77  | 5   | 50  | 235-7.3 |
| ACC     | 16-16 | 508-31.8  | 57-124  | .460 | 2-7      | .286 | 18-32  | .563 | 4-31     | 35-2.2   | 34-1  | 67  | 40  | 2   | 24  | 134-8.4 |
| 2012-13 | 4-1   | 60-15.0   | 3-13    | .231 | 0-0      | .000 | 0-0    | .000 | 0-8      | 8-2.0    | 4-0   | 11  | 5   | 0   | 5   | 6-1.5   |
| ACC     | --    | --        | --      | --   | --       | --   | --     | --   | --       | --       | --    | --  | --  | --  | --  | --      |
| CAREER  | 98-71 | 2402-24.5 | 202-485 | .416 | 12-40    | .300 | 76-126 | .603 | 26-166   | 192-2.0  | 198-2 | 304 | 167 | 8   | 129 | 492-5.0 |
| ACC     | 48-40 | 1227-25.6 | 110-285 | .386 | 6-23     | .261 | 35-62  | .565 | 15-80    | 95-2.0   | 107-2 | 150 | 78  | 3   | 61  | 261-5.4 |

# PAUL JESPERSON

# #2



Sophomore • Guard • 6-6 • 197 • Merrill, Wis. • Merrill

## 2012-13 SEASON:

- Has started the past 12 games
- Contributed two points, two rebounds and one assist in 19 minutes off the bench at George Mason (11/9/12)
- Tallied six points during first career start vs. Fairfield (11/12/12)
- Grabbed five rebounds in 34 minutes vs. Delaware (11/13/12)
- Recorded a career-high five assists vs. Seattle (11/17/12)
- Scored nine points and added five rebounds, two blocked shots and one steal vs. Lamar (11/19/12)
- Held scoreless in 24 minutes at Wisconsin (11/28/12)
- Tallied eight points vs. Green Bay (12/1/12) including a pair of three-pointers
- Had two points and four rebounds vs. Tennessee (12/5/12)
- Scored a career-high 11 points, including three three-pointers vs. Morgan State (12/19/12)

## SINGLE GAME BESTS

### POINTS

Season: 11 vs. Morgan State (12/19/12)  
 Career: 11 vs. Morgan State (12/19/12)  
 ACC: 7 at Virginia Tech (2/21/12)

### REBOUNDS

Season: 5, 2x last vs. Lamar (11/19/12)  
 Career: 5, 2x last vs. Lamar (11/19/12)  
 ACC: 3 on three occasions

### FG MADE

Season: 4 vs. Morgan State (12/19/12)  
 Career: 4 vs. Morgan State (12/19/12)  
 ACC: 3 at Virginia Tech (2/21/12)

### FG ATTEMPTS

Season: 6, 2x last vs. Lamar (11/19/12)  
 Career: 6, 3x last vs. Lamar (11/19/12)  
 ACC: 5 on three occasions

### 3 PT FG MADE

Season: 3, 2x last vs. Morgan State (12/19/12)  
 Career: 3, 2x last vs. Morgan State (12/19/12)  
 ACC: 2 at Georgia Tech (1/19/12)

### 3 PT FG ATTEMPTS

Season: 5 vs. Lamar (11/19/12)  
 Career: 5 vs. Lamar (11/19/12)  
 ACC: 5 at Georgia Tech (1/19/12)

### FT MADE

Season: 2 vs. Tennessee (12/5/12)  
 Career: 1 vs. Fairfield (11/12/12)  
 ACC: --

### FT ATTEMPTS

Season: 2 vs. Tennessee (12/5/12)  
 Career: 2 vs. Fairfield (11/12/12)  
 ACC: --

### ASSISTS

Season: 5 vs. Seattle (11/17/12)  
 Career: 5 vs. Seattle (11/17/12)  
 ACC: 3 at Virginia Tech (2/21/12)

### TURNOVERS

Season: 3 vs. North Texas (11/20/12)  
 Career: 3 vs. North Texas (11/20/12)  
 ACC: 2 at Georgia Tech (1/19/12)

### BLOCKS

Season: 2 vs. Lamar (11/19/12)  
 Career: 2 vs. Lamar (11/19/12)  
 ACC: 1 vs. Wake Forest (2/8/12)

### STEALS

Season: 1, 4x last vs. Miss. Valley St. (12/8/12)  
 Career: 1, 7x last vs. Miss. Valley St. (12/8/12)  
 ACC: 1 on three occasions

### MINUTES

Season: 34 vs. Delaware (11/13/12)  
 Career: 34 vs. Delaware (11/13/12)  
 ACC: 28 at Virginia Tech (2/21/12)

## 2012-13 GAME-BY-GAME:

| Opponent         | GP-GS | FG-FGA | 3FG-3FGA | FT-FTA | Off-Def | Total | A | TO | Blk | Stl | PF | Min | Pts |
|------------------|-------|--------|----------|--------|---------|-------|---|----|-----|-----|----|-----|-----|
| at G. Mason      | 1-0   | 1-3    | 0-1      | 0-0    | 1-1     | 2     | 1 | 0  | 0   | 0   | 1  | 19  | 2   |
| Fairfield        | 2-1   | 2-4    | 1-3      | 1-2    | 0-1     | 1     | 2 | 1  | 0   | 0   | 1  | 29  | 6   |
| Delaware         | 3-2   | 1-4    | 0-3      | 0-0    | 0-5     | 5     | 2 | 0  | 1   | 0   | 2  | 34  | 2   |
| Seattle          | 4-3   | 1-6    | 1-4      | 0-0    | 0-1     | 1     | 5 | 2  | 0   | 0   | 2  | 20  | 3   |
| Lamar            | 5-4   | 3-6    | 3-5      | 0-0    | 0-5     | 5     | 1 | 2  | 2   | 1   | 0  | 32  | 9   |
| North Texas      | 6-5   | 2-2    | 1-1      | 0-0    | 0-1     | 1     | 2 | 3  | 1   | 1   | 3  | 24  | 5   |
| at Wisconsin     | 7-6   | 0-3    | 0-1      | 0-0    | 1-2     | 3     | 0 | 0  | 0   | 0   | 2  | 24  | 0   |
| Green Bay        | 8-7   | 3-5    | 2-4      | 0-0    | 0-1     | 1     | 1 | 0  | 0   | 1   | 2  | 26  | 8   |
| Tennessee        | 9-8   | 0-2    | 0-2      | 2-2    | 0-4     | 4     | 0 | 1  | 1   | 0   | 1  | 28  | 2   |
| Miss. Valley St. | 10-9  | 1-3    | 1-2      | 0-0    | 0-1     | 1     | 1 | 1  | 0   | 1   | 2  | 20  | 3   |
| Morgan State     | 11-10 | 4-5    | 3-4      | 0-0    | 1-2     | 3     | 1 | 1  | 0   | 0   | 2  | 30  | 11  |
| vs. Old Dominion | 12-11 | 1-5    | 1-3      | 0-0    | 0-4     | 4     | 2 | 0  | 0   | 0   | 2  | 33  | 3   |
| Wofford          | 13-12 | 1-1    | 1-1      | 0-0    | 0-1     | 1     | 1 | 1  | 1   | 0   | 1  | 15  | 3   |

## CAREER STATISTICS

| Year    | G-GS  | Min-Avg. | FG-FGA | Pct. | 3FG-3FGA | Pct. | FT-FTA | Pct. | Off-Def. | Reb-Avg. | PF-DQ | Ast | TO | Blk | Stl | Pts-Avg |
|---------|-------|----------|--------|------|----------|------|--------|------|----------|----------|-------|-----|----|-----|-----|---------|
| 2011-12 | 21-0  | 220-10.5 | 12-43  | .279 | 7-31     | .226 | 0-0    | .000 | 2-15     | 17-0.8   | 18-0  | 5   | 9  | 1   | 3   | 31-1.5  |
| ACC     | 16-0  | 171-10.7 | 9-31   | .290 | 5-23     | .217 | 0-0    | .000 | 1-15     | 16-1.0   | 15-0  | 5   | 6  | 1   | 3   | 23-1.4  |
| 2012-13 | 13-12 | 334-25.7 | 20-49  | .408 | 14-34    | .412 | 3-4    | .750 | 3-29     | 32-2.5   | 21-0  | 19  | 12 | 6   | 4   | 57-4.4  |
| ACC     | --    | --       | --     | --   | --       | --   | --     | --   | --       | --       | --    | --  | -- | --  | --  | --      |
| CAREER  | 34-12 | 554-16.3 | 32-92  | .348 | 21-65    | .323 | 3-4    | .750 | 5-44     | 49-1.4   | 39-0  | 24  | 21 | 7   | 7   | 88-2.6  |
| ACC     | 16-0  | 171-10.7 | 9-31   | .290 | 5-23     | .217 | 0-0    | .000 | 1-15     | 16-1.0   | 15-0  | 5   | 6  | 1   | 3   | 23-1.4  |












# JOE HARRIS

# #12



Junior • Guard • 6-6 • 211 • Chelan, Wash. • Chelan

## 2012-13 SEASON:

- Has led Virginia in scoring in eight games
- Averaging a career-high 15 points per game
- Has scored in double figures in 11 of 13 games
- Had back-to-back 20-point games (22 vs. Wisconsin & 20 vs. Green Bay) for the first time
- Tallied 19 points and eight rebounds at George Mason (11/9/12)
- Led team with 15 points vs. Fairfield (11/12/12)
- Scored a team-high 20 points vs. Delaware (11/13/12)
- Led UVa with 17 points and had two blocked shots and three steals vs. Lamar (11/19/12)
- Scored a season-high 22 points and had five rebounds and five assists at Wisconsin (11/28/12)
- Scored 20 points and was 4-7 from three-point range vs. Green Bay (12/1/12)
- Had 13 points and six rebounds vs. Tennessee (12/5/12)
- Had a career-high six assists vs. Mississippi Valley State (12/8/12)
- Led UVa with 18 points vs. Old Dominion (12/22/12)
- Recorded 15 points, four rebounds and three assists vs. Wofford (12/30/12)

## SINGLE GAME BESTS

### POINTS

Season: 22 at Wisconsin (11/28/12)  
 Career: 24 at Minnesota (11/29/10)  
 ACC: 19, 2x last vs. Clemson (1/31/12)

### REBOUNDS

Season: 8 at George Mason (11/9/12)  
 Career: 10 vs. Boston College (2/26/11)  
 ACC: 10 vs. Boston College (2/26/11)

### FG MADE

Season: 8, 2x last vs. Green Bay (12/1/12)  
 Career: 8, 4x last vs. Green Bay (12/1/12)  
 ACC: 7, 2x last vs. Clemson (1/31/12)

### FG ATTEMPTS

Season: 19, 2x last at Wisconsin (11/28/12)  
 Career: 19, 2x last at Wisconsin (11/28/12)  
 ACC: 14 at Florida State (2/12/11)

### 3 PT FG MADE

Season: 4, 3x last vs. Old Dominion (12/22/12)  
 Career: 5, 2x last vs. Clemson (1/31/12)  
 ACC: 5 vs. Clemson (1/31/12)

### 3 PT FG ATTEMPTS

Season: 9, 2x last vs. Old Dominion (12/22/12)  
 Career: 10 vs. Radford (12/7/10)  
 ACC: 9, 2x last at Georgia Tech (2/23/11)

### FT MADE

Season: 6 vs. Morgan State (12/19/12)  
 Career: 6 vs. Morgan State (12/19/12)  
 ACC: 7 vs. NC State (3/1/11)

### FT ATTEMPTS

Season: 9 vs. Morgan State (12/19/12)  
 Career: 9 vs. Morgan State (12/19/12)  
 ACC: 7 vs. NC State (3/1/11)

### ASSISTS

Season: 6 vs. Mississippi Valley State (12/8/12)  
 Career: 6 vs. Mississippi Valley State (12/8/12)  
 ACC: 5 vs. Florida State (3/1/12)

### TURNOVERS

Season: 4, 2x last vs Morgan State (12/19/12)  
 Career: 5 vs. Florida State (3/1/12)  
 ACC: 5 vs. Florida State (3/1/12)

### BLOCKS

Season: 2 vs. Lamar (11/19/12)  
 Career: 3 vs. North Carolina (2/25/12)  
 ACC: 3 vs. North Carolina (2/25/12)

### STEALS

Season: 3 vs. Lamar (11/19/12)  
 Career: 4, 2x last vs. Michigan (11/29/11)  
 ACC: 3, 2x last vs. Virginia Tech (2/19/11)

### MINUTES

Season: 38 vs. Delaware (11/13/12)  
 Career: 41 at Miami (2/5/11)  
 ACC: 41 at Miami (2/5/11)

## 2012-13 GAME-BY-GAME:

| Opponent         | GP-GS | FG-FGA | 3FG-3FGA | FT-FTA | Off-Def | Total | A | TO | Blk | Stl | PF | Min | Pts |
|------------------|-------|--------|----------|--------|---------|-------|---|----|-----|-----|----|-----|-----|
| at G. Mason      | 1-1   | 6-15   | 4-7      | 3-4    | 1-7     | 8     | 3 | 4  | 0   | 0   | 3  | 35  | 19  |
| Fairfield        | 2-2   | 5-11   | 0-0      | 5-6    | 2-5     | 7     | 3 | 1  | 1   | 1   | 2  | 34  | 15  |
| Delaware         | 3-3   | 7-19   | 3-9      | 3-4    | 2-2     | 4     | 1 | 3  | 0   | 0   | 5  | 38  | 20  |
| Seattle          | 4-4   | 2-5    | 1-2      | 2-3    | 0-1     | 1     | 0 | 2  | 0   | 0   | 3  | 20  | 7   |
| Lamar            | 5-5   | 7-11   | 3-5      | 0-0    | 0-5     | 5     | 2 | 0  | 2   | 3   | 1  | 25  | 17  |
| North Texas      | 6-6   | 3-6    | 3-4      | 3-4    | 0-2     | 2     | 2 | 1  | 1   | 0   | 3  | 21  | 12  |
| at Wisconsin     | 7-7   | 8-19   | 1-7      | 5-6    | 1-4     | 5     | 5 | 0  | 0   | 0   | 1  | 35  | 22  |
| Green Bay        | 8-8   | 8-14   | 4-7      | 0-0    | 0-2     | 2     | 2 | 3  | 0   | 0   | 1  | 35  | 20  |
| Tennessee        | 9-9   | 6-11   | 1-3      | 0-1    | 1-5     | 6     | 1 | 1  | 0   | 0   | 1  | 34  | 13  |
| Miss. Valley St. | 10-10 | 0-4    | 0-2      | 3-4    | 0-3     | 3     | 6 | 1  | 1   | 0   | 1  | 27  | 3   |
| Morgan State     | 11-11 | 3-4    | 2-3      | 6-9    | 0-2     | 2     | 3 | 4  | 0   | 0   | 2  | 21  | 14  |
| vs. Old Dominion | 12-12 | 6-15   | 4-9      | 2-2    | 0-3     | 3     | 2 | 2  | 1   | 0   | 1  | 33  | 18  |
| Wofford          | 13-13 | 6-7    | 2-2      | 3-4    | 0-4     | 4     | 3 | 3  | 0   | 2   | 1  | 25  | 15  |

## CAREER STATISTICS

| Year    | G-GS  | Min-Avg.  | FG-FGA  | Pct. | 3FG-3FGA | Pct. | FT-FTA  | Pct. | Off-Def. | Reb-Avg. | PF-DQ | Ast | TO  | Blk | Stl | Pts-Avg  |
|---------|-------|-----------|---------|------|----------|------|---------|------|----------|----------|-------|-----|-----|-----|-----|----------|
| 2010-11 | 31-25 | 910-29.4  | 107-256 | .418 | 65-156   | .417 | 44-58   | .759 | 35-100   | 135-4.4  | 69-2  | 39  | 49  | 11  | 27  | 323-10.4 |
| ACC     | 16-13 | 512-32.0  | 55-140  | .393 | 39-93    | .419 | 30-39   | .769 | 18-63    | 81-5.1   | 35-2  | 22  | 25  | 6   | 13  | 179-11.2 |
| 2011-12 | 32-31 | 969-30.3  | 121-274 | .442 | 49-129   | .380 | 71-92   | .772 | 29-95    | 124-3.9  | 68-2  | 55  | 46  | 12  | 23  | 362-11.3 |
| ACC     | 16-15 | 472-29.5  | 56-129  | .434 | 25-57    | .439 | 18-28   | .643 | 20-44    | 64-4.0   | 38-1  | 30  | 27  | 8   | 8   | 155-9.7  |
| 2012-13 | 13-13 | 383-29.5  | 66-140  | .471 | 28-60    | .467 | 35-47   | .745 | 7-45     | 52-4.0   | 25-1  | 33  | 25  | 6   | 6   | 195-15.0 |
| ACC     | --    | --        | --      | --   | --       | --   | --      | --   | --       | --       | --    | --  | --  | --  | --  | --       |
| CAREER  | 76-69 | 2262-29.8 | 294-670 | .439 | 142-345  | .412 | 150-197 | .761 | 71-240   | 311-4.1  | 162-5 | 127 | 120 | 29  | 56  | 880-11.6 |
| ACC     | 32-28 | 984-30.8  | 111-269 | .413 | 64-150   | .427 | 48-67   | .716 | 38-107   | 145-4.5  | 73-3  | 52  | 52  | 14  | 21  | 334-10.4 |





# AKIL MITCHELL

# #25



Junior • Forward • 6-8 • 234 • Charlotte, N.C. • Charlotte Christian School

## 2012-13 SEASON:

- Averaging a career-high 13.1 points and 9.4 rebounds per game
- Shooting a career-high 52.9 percent from the field and 72.1 percent from the free throw line.
- Posted 11 points, seven rebounds and two steals at George Mason (11/9/12)
- Tallied 12 points and eight rebounds vs. Fairfield (11/12/12)
- Posted 15 points and 13 rebounds for his second career double-double vs. Delaware (11/13/12)
- Had 14 points and a career-high 16 rebounds for his third career double-double vs. Seattle (11/17/12)
- Had 10 points and eight rebounds vs. Lamar (11/19/12)
- Posted 11 points and 10 rebounds for his fourth career double-double at Wisconsin (11/28/12)
- Scored a career-high 20 points and had nine rebounds vs. Green Bay (12/1/12)
- Recorded 13 points and 12 rebounds for his fifth career double-double vs. Tennessee (12/5/12)
- Tied a career-high with 20 points and had four steals in 16 minutes vs. Mississippi Valley State (12/8/12)
- Tallied a career-high seven assists and recorded his sixth career double-double with 15 points and 12 rebounds vs. Morgan State (12/19/12)
- Registered eight points and a team-high nine rebounds vs. Old Dominion (12/22/12)
- Had 15 points, six rebounds and career-high-tying four steals vs. Wofford (12/30/12)

## 2012-13 GAME-BY-GAME:

| Opponent         | GP-GS | FG-FGA | 3FG-3FGA | FT-FTA | Off-Def | Total | A | TO | Blk | Stl | PF | Min | Pts |
|------------------|-------|--------|----------|--------|---------|-------|---|----|-----|-----|----|-----|-----|
| at G.Mason       | 1-1   | 4-6    | 0-0      | 3-5    | 3-4     | 7     | 0 | 1  | 1   | 2   | 1  | 30  | 11  |
| Fairfield        | 2-2   | 4-11   | 0-0      | 4-6    | 3-5     | 8     | 2 | 1  | 1   | 1   | 2  | 33  | 12  |
| Delaware         | 3-3   | 5-11   | 0-0      | 5-8    | 5-8     | 13    | 3 | 1  | 1   | 0   | 4  | 30  | 15  |
| Seattle          | 4-4   | 5-7    | 0-0      | 4-4    | 6-10    | 16    | 1 | 2  | 0   | 3   | 2  | 26  | 14  |
| Lamar            | 5-5   | 2-7    | 0-0      | 6-6    | 3-5     | 8     | 2 | 0  | 0   | 0   | 2  | 23  | 10  |
| North Texas      | 6-6   | 3-5    | 0-0      | 2-3    | 0-4     | 4     | 1 | 4  | 0   | 0   | 4  | 24  | 8   |
| at Wisconsin     | 7-7   | 3-6    | 0-0      | 5-6    | 3-7     | 10    | 2 | 3  | 0   | 0   | 2  | 33  | 11  |
| Green Bay        | 8-8   | 9-12   | 0-0      | 2-2    | 0-9     | 9     | 2 | 1  | 1   | 0   | 2  | 26  | 20  |
| Tennessee        | 9-9   | 6-13   | 0-0      | 1-3    | 5-7     | 12    | 1 | 2  | 0   | 0   | 2  | 34  | 13  |
| Miss. Valley St. | 10-10 | 9-14   | 0-0      | 2-3    | 2-3     | 5     | 1 | 1  | 0   | 4   | 2  | 16  | 20  |
| Morgan State     | 11-11 | 5-12   | 0-1      | 5-8    | 4-8     | 12    | 7 | 2  | 0   | 1   | 3  | 33  | 15  |
| vs. Old Dominion | 12-12 | 3-10   | 0-0      | 2-3    | 4-5     | 9     | 1 | 1  | 1   | 0   | 2  | 33  | 8   |
| Wofford          | 13-13 | 6-7    | 0-0      | 3-4    | 1-5     | 6     | 2 | 1  | 0   | 4   | 1  | 25  | 15  |

## SINGLE GAME BESTS

### POINTS

Season: 20, 2x last vs. Miss. Valley State (12/8/12)  
 Career: 20, 2x last vs. Miss. Valley State (12/8/12)  
 ACC: 10 vs. BC (1/26/12), vs. WF (2/8/12)

### REBOUNDS

Season: 16 vs. Seattle (11/17/12)  
 Career: 16 vs. Seattle (11/17/12)  
 ACC: 10 vs. Maryland (2/18/12)

### FG MADE

Season: 9, 2x last vs. Miss. Valley State (12/8/12)  
 Career: 9, 2x last vs. Miss. Valley State (12/8/12)  
 ACC: 4 vs. BC (1/26/12), vs. WF (2/8/12)

### FG ATTEMPTS

Season: 14 vs. Miss. Valley State (12/8/12)  
 Career: 14 vs. Miss. Valley State (12/8/12)  
 ACC: 10 vs. Wake Forest (2/8/12)

### 3 PT FG MADE

Season: --  
 Career: 1 vs. North Carolina (1/8/11)  
 ACC: 1 vs. North Carolina (1/8/11)

### 3 PT FG ATTEMPTS

Season: 1 vs. Morgan State (12/19/12)  
 Career: 1 on eight occasions  
 ACC: 1 on five occasions

### FT MADE

Season: 6 vs. Lamar (11/19/12)  
 Career: 6 vs. Lamar (11/19/12)  
 ACC: 4 vs. Clemson (1/31/12)

### FT ATTEMPTS

Season: 8, 2x last vs. Morgan State (12/19/12)  
 Career: 8, 2x last vs. Morgan State (12/19/12)  
 ACC: 6, 2x last at Maryland (3/4/12)

### ASSISTS

Season: 7 vs. Morgan State (12/19/12)  
 Career: 7 vs. Morgan State (12/19/12)  
 ACC: 4 vs. Wake Forest (2/8/12)

### TURNOVERS

Season: 4 vs. North Texas (11/20/12)  
 Career: 4 vs. North Texas (11/20/12)  
 ACC: 3, 2x last at Clemson (2/14/12)

### BLOCKS

Season: 1, 5x last vs. Old Dominion (12/22/12)  
 Career: 2, 2x last at North Carolina (2/11/12)  
 ACC: 2, 2x last at North Carolina (2/11/12)

### STEALS

Season: 4, 2x last vs. Wofford (12/30/12)  
 Career: 4, 2x last vs. Wofford (12/30/12)  
 ACC: 3 on three occasions

### MINUTES


Season: 34 vs. Tennessee (12/5/12)  
 Career: 38 vs. NC State (3/9/12)  
 ACC: 35, 2x last vs. Wake Forest (2/8/12)

## CAREER STATISTICS

| Year    | G-GS  | Min-Avg.  | FG-FGA  | Pct. | 3FG-3FGA | Pct. | FT-FTA | Pct. | Off-Def. | Reb-Avg. | PF-DQ | Ast | TO | Blk | Stl | Pts-Avg  |
|---------|-------|-----------|---------|------|----------|------|--------|------|----------|----------|-------|-----|----|-----|-----|----------|
| 2010-11 | 29-1  | 438-15.1  | 27-80   | .338 | 1-8      | .125 | 15-29  | .517 | 22-64    | 86-3.0   | 51-1  | 24  | 17 | 6   | 18  | 70-2.4   |
| ACC     | 16-0  | 254-15.9  | 15-43   | .349 | 1-5      | .200 | 12-18  | .667 | 11-25    | 36-2.3   | 30-1  | 12  | 9  | 4   | 11  | 43-2.7   |
| 2011-12 | 32-15 | 705-22.0  | 52-103  | .505 | 0-0      | .000 | 27-53  | .509 | 39-102   | 141-4.4  | 71-1  | 27  | 26 | 10  | 21  | 131-4.1  |
| ACC     | 16-13 | 383-23.9  | 26-57   | .456 | 0-0      | .000 | 16-27  | .593 | 22-52    | 74-4.6   | 42-1  | 16  | 16 | 4   | 14  | 68-4.3   |
| 2012-13 | 13-13 | 366-28.2  | 64-121  | .529 | 0-1      | .000 | 44-61  | .721 | 39-80    | 119-9.2  | 29-0  | 25  | 20 | 5   | 15  | 172-13.2 |
| ACC     | --    | --        | --      | --   | --       | --   | --     | --   | --       | --       | --    | --  | -- | --  | --  | --       |
| CAREER  | 74-29 | 1509-20.4 | 143-304 | .470 | 1-9      | .111 | 86-143 | .601 | 100-246  | 346-4.7  | 151-2 | 76  | 63 | 21  | 54  | 373-5.0  |
| ACC     | 32-13 | 637-19.9  | 41-100  | .410 | 1-5      | .200 | 28-45  | .622 | 33-77    | 110-3.4  | 72-2  | 28  | 25 | 8   | 25  | 111-3.5  |

# THOMAS ROGERS

# #30



Junior • Guard • 6-6 • 209 • Farmville, Va. • Fork Union Military Academy

## 2012-13 SEASON:

- Made his season debut vs. Seattle (11/17/12)
- Played two minutes vs. Lamar (11/19/12)
- Played three minutes vs. Mississippi Valley State (12/8/12)
- Played one minute vs. Morgan State (12/19/12)
- Saw two minutes of action vs. Wofford (12/30/12)

## 2012-13 GAME-BY-GAME:

| Opponent         | GP-GS | FG-FGA | 3FG-3FGA | FT-FTA | Off-Def | Total | A | TO | Blk | Stl | PF | Min | Pts |
|------------------|-------|--------|----------|--------|---------|-------|---|----|-----|-----|----|-----|-----|
| at G. Mason      | DNP   |        |          |        |         |       |   |    |     |     |    |     |     |
| Fairfield        | DNP   |        |          |        |         |       |   |    |     |     |    |     |     |
| Delaware         | DNP   |        |          |        |         |       |   |    |     |     |    |     |     |
| Seattle          | 1-0   | 0-0    | 0-0      | 0-0    | 0-0     | 0     | 1 | 0  | 0   | 0   | 1  | 4   | 0   |
| Lamar            | 2-0   | 0-0    | 0-0      | 0-0    | 0-0     | 0     | 0 | 0  | 0   | 0   | 0  | 2   | 0   |
| North Texas      | DNP   |        |          |        |         |       |   |    |     |     |    |     |     |
| at Wisconsin     | DNP   |        |          |        |         |       |   |    |     |     |    |     |     |
| Green Bay        | DNP   |        |          |        |         |       |   |    |     |     |    |     |     |
| Tennessee        | DNP   |        |          |        |         |       |   |    |     |     |    |     |     |
| Miss. Valley St. | 3-0   | 0-0    | 0-0      | 0-2    | 0-1     | 1     | 0 | 0  | 0   | 0   | 0  | 3   | 0   |
| Morgan State     | 4-0   | 0-1    | 0-1      | 0-0    | 0-0     | 0     | 0 | 1  | 0   | 0   | 0  | 1   | 0   |
| vs. Old Dominion | DNP   |        |          |        |         |       |   |    |     |     |    |     |     |
| Wofford          | 5-0   |        |          |        |         |       |   |    |     |     |    |     |     |

## SINGLE GAME BESTS

### POINTS

Season: --  
 Career: --  
 ACC: --

### REBOUNDS

Season: 1, 2x last vs. Wofford (12/30/12)  
 Career: 1, 5x last vs. Wofford (12/30/12)  
 ACC: 1, 2x last vs. Maryland (2/18/12)

### FG MADE

Season: --  
 Career: --  
 ACC: --

### FG ATTEMPTS

Season: 2 vs. Wofford (12/30/12)  
 Career: 2, 3x last vs. Wofford (12/30/12)  
 ACC: 1, 2x last vs. Wake Forest (2/8/12)

### 3 PT FG MADE

Season: --  
 Career: --  
 ACC: --

### 3 PT FG ATTEMPTS

Season: 1, 2x last vs. Wofford (12/30/12)  
 Career: 2, 2x last vs. Green Bay (11/25/11)  
 ACC: 1, 2x last vs. Wake Forest (2/8/12)

### FT MADE

Season: --  
 Career: --  
 ACC: --

### FT ATTEMPTS

Season: 2 vs. Mississippi Valley State (12/8/12)  
 Career: 2 vs. Mississippi Valley State (12/8/12)  
 ACC: --

### ASSISTS

Season: 1 vs. Seattle (11/17/12)  
 Career: 1, 2x last vs. Seattle (11/17/12)  
 ACC: --

### TURNOVERS

Season: 1 vs. Morgan State (12/19/12)  
 Career: 1, 2x last vs. Morgan State (12/19/12)  
 ACC: --

### BLOCKS

Season: --  
 Career: --  
 ACC: --

### STEALS

Season: --  
 Career: --  
 ACC: --

### MINUTES

Season: 4 vs. Seattle (11/17/12)  
 Career: 4, 2x last vs. Seattle (11/17/12)  
 ACC: 3, 2x last vs. Maryland (2/18/12)

## CAREER STATISTICS

| Year          | G-GS        | Min-Avg.      | FG-FGA      | Pct.        | 3FG-3FGA    | Pct.        | FT-FTA     | Pct.        | Off-Def.   | Reb-Avg.     | PF-DQ      | Ast      | TO       | Blk      | Stl      | Pts-Avg      |
|---------------|-------------|---------------|-------------|-------------|-------------|-------------|------------|-------------|------------|--------------|------------|----------|----------|----------|----------|--------------|
| 2010-11       | 6-0         | 8-1.3         | 0-2         | .000        | 0-2         | .000        | 0-0        | .000        | 0-0        | 0-0.0        | 0-0        | 0        | 0        | 0        | 0        | 0-0.0        |
| ACC           | 2-0         | 2-1.0         | 0-0         | .000        | 0-0         | .000        | 0-0        | .000        | 0-0        | 0-0.0        | 0-0        | 0        | 0        | 0        | 0        | 0-0.0        |
| 2011-12       | 7-0         | 19-2.7        | 0-6         | .000        | 0-6         | .000        | 0-0        | .000        | 0-3        | 3-0.4        | 3-0        | 1        | 1        | 0        | 0        | 0-0.0        |
| ACC           | 3-0         | 8-2.7         | 0-2         | .000        | 0-2         | .000        | 0-0        | .000        | 0-2        | 2-0.7        | 1-0        | 0        | 0        | 0        | 0        | 0-0.0        |
| 2012-13       | 5-0         | 12-2.4        | 0-4         | .000        | 0-2         | .000        | 0-2        | .000        | 0-2        | 2-0.4        | 1-0        | 1        | 1        | 0        | 0        | 0-0.0        |
| ACC           | --          | --            | --          | --          | --          | --          | --         | --          | --         | --           | --         | --       | --       | --       | --       | --           |
| <b>CAREER</b> | <b>18-0</b> | <b>39-2.2</b> | <b>0-12</b> | <b>.000</b> | <b>0-10</b> | <b>.000</b> | <b>0-2</b> | <b>.000</b> | <b>0-5</b> | <b>5-0.3</b> | <b>4-0</b> | <b>2</b> | <b>2</b> | <b>0</b> | <b>0</b> | <b>0-0.0</b> |
| ACC           | 5-0         | 10-2.0        | 0-2         | .000        | 0-2         | .000        | 0-0        | .000        | 0-2        | 2-0.4        | 1-0        | 0        | 0        | 0        | 0        | 0-0.0        |



# DARION ATKINS

# #32



Sophomore • Forward • 6-8 • 222 • Clinton, Md. • Landon School

## 2012-13 SEASON:

- Averaging career highs in points (8.1 ppg), rebounds (4.8 rpg) and blocked shots (1.6 bpg)
- Tallied seven points and four rebounds in 16 minutes off the bench at George Mason (11/9/12)
- Made his first career start vs. Fairfield (11/12/12)
- Scored 11 points against Delaware (11/13/12)
- Earned six rebounds and a career-high four blocked shots vs. Seattle (11/17/12)
- Tallied five points in 19 minutes vs. Lamar (11/19/12)
- Added 10 points and a career-high nine rebounds vs. North Texas (11/20/12)
- Scored 14 points and had seven rebounds at Wisconsin (11/28/12)
- Grabbed a career-high 11 rebounds and blocked four shots vs. Green Bay (12/1/12)
- Tallied eight points, five rebounds and three blocked shots vs. Tennessee (12/5/12)
- Recorded 14 points in 23 minutes vs. Mississippi Valley State (12/8/12)
- Led Virginia scoring with a career-high 17 points and three steals vs. Morgan State (12/19/12)
- Played a season-low seven minutes vs. Wofford (12/30/12)

## 2012-13 GAME-BY-GAME:

| Opponent         | GP-GS | FG-FGA | 3FG-3FGA | FT-FTA | Off-Def | Total | A | TO | Blk | Stl | PF | Min | Pts |
|------------------|-------|--------|----------|--------|---------|-------|---|----|-----|-----|----|-----|-----|
| at G. Mason      | 1-0   | 3-5    | 0-0      | 1-1    | 3-1     | 4     | 0 | 2  | 0   | 0   | 4  | 16  | 7   |
| Fairfield        | 2-1   | 0-2    | 0-0      | 0-0    | 0-1     | 1     | 0 | 1  | 1   | 0   | 0  | 9   | 0   |
| Delaware         | 3-1   | 5-7    | 0-0      | 1-3    | 3-0     | 3     | 1 | 0  | 0   | 0   | 0  | 23  | 11  |
| Seattle          | 4-1   | 3-4    | 0-0      | 2-2    | 2-4     | 6     | 1 | 2  | 4   | 2   | 0  | 18  | 8   |
| Lamar            | 5-1   | 2-4    | 0-0      | 1-1    | 0-1     | 1     | 1 | 1  | 1   | 0   | 4  | 19  | 5   |
| North Texas      | 6-2   | 5-10   | 0-0      | 0-0    | 5-4     | 9     | 1 | 1  | 2   | 1   | 3  | 31  | 10  |
| at Wisconsin     | 7-3   | 6-9    | 0-0      | 2-3    | 3-4     | 7     | 1 | 1  | 2   | 1   | 2  | 35  | 14  |
| Green Bay        | 8-4   | 2-6    | 0-0      | 3-6    | 2-9     | 11    | 3 | 2  | 4   | 0   | 2  | 36  | 7   |
| Tennessee        | 9-5   | 4-10   | 0-0      | 0-0    | 0-5     | 5     | 0 | 1  | 3   | 1   | 3  | 33  | 8   |
| Miss. Valley St. | 10-6  | 7-11   | 0-0      | 0-2    | 2-5     | 7     | 0 | 0  | 1   | 1   | 2  | 23  | 14  |
| Morgan State     | 11-7  | 8-12   | 0-0      | 1-3    | 3-1     | 4     | 0 | 3  | 1   | 3   | 4  | 25  | 17  |
| vs. Old Dominion | 12-8  | 2-6    | 0-0      | 0-0    | 1-3     | 4     | 0 | 2  | 2   | 1   | 5  | 22  | 4   |
| Wofford          | 13-9  | 0-2    | 0-0      | 0-0    | 0-0     | 0     | 0 | 1  | 0   | 0   | 0  | 7   | 0   |

## SINGLE GAME BESTS

### POINTS

Season: 17 vs. Morgan State (12/19/12)  
 Career: 17 vs. Morgan State (12/19/12)  
 ACC: 6 vs. Boston College (1/26/12)

### REBOUNDS

Season: 11 vs. Green Bay (12/1/12)  
 Career: 11 vs. Green Bay (12/1/12)  
 ACC: 6 vs. North Carolina (2/25/12)

### FG MADE

Season: 8 vs. Morgan State (12/19/12)  
 Career: 8 vs. Morgan State (12/19/12)  
 ACC: 2 on four occasions

### FG ATTEMPTS

Season: 12 vs. Morgan State (12/19/12)  
 Career: 12 vs. Morgan State (12/19/12)  
 ACC: 5 vs. Wake Forest (2/8/12)

### 3 PT FG MADE

Season: --  
 Career: --  
 ACC: --

### 3 PT FG ATTEMPTS

Season: --  
 Career: --  
 ACC: --

### FT MADE

Season: 3 vs. Green Bay (12/1/12)  
 Career: 4 vs. Longwood (12/3/11)  
 ACC: 2 at GT (1/19/12), vs. BC (1/26/12)

### FT ATTEMPTS

Season: 6 vs. Green Bay (12/1/12)  
 Career: 6, 2x last vs. Green Bay (12/1/12)  
 ACC: 2 on four occasions

### ASSISTS

Season: 3 vs. Green Bay (12/1/12)  
 Career: 3 vs. Green Bay (12/1/12)  
 ACC: 1, 2x last vs. Wake Forest (2/8/12)

### TURNOVERS

Season: 3 vs. Morgan State (12/19/12)  
 Career: 3 vs. Morgan State (12/19/12)  
 ACC: 2 at Maryland (3/4/12)

### BLOCKS

Season: 4, 2x last vs. Green Bay (12/1/12)  
 Career: 4, 2x last vs. Green Bay (12/1/12)  
 ACC: 2 on six occasions

### STEALS

Season: 3 vs. Morgan State (12/19/12)  
 Career: 3 vs. Morgan State (12/19/12)  
 ACC: 2 vs. Wake Forest (2/8/12)

### MINUTES

Season: 36 vs. Green Bay (12/1/12)  
 Career: 36 vs. Green Bay (12/1/12)  
 ACC: 22 at Maryland (3/4/12)

## CAREER STATISTICS

| Year    | G-GS | Min-Avg. | FG-FGA | Pct. | 3FG-3FGA | Pct. | FT-FTA | Pct. | Off-Def. | Reb-Avg. | PF-DQ | Ast | TO | Blk | Stl | Pts-Avg |
|---------|------|----------|--------|------|----------|------|--------|------|----------|----------|-------|-----|----|-----|-----|---------|
| 2011-12 | 27-0 | 275-10.2 | 25-43  | .581 | 0-0      | .000 | 11-19  | .579 | 23-39    | 62-2.3   | 50-1  | 3   | 5  | 19  | 12  | 61-2.3  |
| ACC     | 16-0 | 190-11.9 | 15-27  | .556 | 0-0      | .000 | 5-8    | .625 | 14-25    | 39-2.4   | 36-1  | 2   | 3  | 14  | 8   | 35-2.2  |
| 2012-13 | 13-9 | 297-22.8 | 47-88  | .534 | 0-0      | .000 | 11-21  | .524 | 24-38    | 62-4.8   | 29-1  | 8   | 17 | 21  | 10  | 105-8.1 |
| ACC     | --   | --       | --     | --   | --       | --   | --     | --   | --       | --       | --    | --  | -- | --  | --  | --      |
| CAREER  | 40-9 | 572-14.3 | 72-131 | .550 | 0-0      | .000 | 22-40  | .550 | 47-77    | 124-3.1  | 79-2  | 11  | 22 | 40  | 22  | 166-4.2 |
| ACC     | 16-0 | 190-11.9 | 15-27  | .556 | 0-0      | .000 | 5-8    | .625 | 14-25    | 39-2.4   | 36-1  | 2   | 3  | 14  | 8   | 35-2.2  |

**2012-13 Virginia Basketball**  
**Virginia Season Schedule/Results & Leaders (as of Dec 30, 2012)**  
**All games**

| <b>RECORD:</b> | <b>OVERALL</b> | <b>HOME</b> | <b>AWAY</b> | <b>NEUTRAL</b> |
|----------------|----------------|-------------|-------------|----------------|
| ALL GAMES      | 10-3           | 9-1         | 1-1         | 0-1            |
| CONFERENCE     | 0-0            | 0-0         | 0-0         | 0-0            |
| NON-CONFERENCE | 10-3           | 9-1         | 1-1         | 0-1            |

| <b>Date</b> | <b>Opponent</b>          | <b>Score</b> | <b>Att.</b> | <b>High Points</b>  | <b>High Rebounds</b> |
|-------------|--------------------------|--------------|-------------|---------------------|----------------------|
| 11/9/12     | at George Mason          | 59-63 L      | 9840        | (19)Joe Harris      | (8)Joe Harris        |
| 11/12/12    | FAIRFIELD                | w 54-45      | 8568        | (15)Joe Harris      | (8)Akil Mitchell     |
| 11/13/12    | DELAWARE                 | 53-59 L      | 8490        | (20)Joe Harris      | (13)Akil Mitchell    |
| 11/17/12    | SEATTLE                  | w 83-43      | 9160        | (17)Mike Tobey      | (16)Akil Mitchell    |
| 11/19/12    | LAMAR                    | w 63-44      | 1444        | (17)Joe Harris      | (8)Akil Mitchell     |
| 11/20/12    | NORTH TEXAS              | w 80-64      | 1745        | (14)Justin Anderson | (9)Darion Atkins     |
| 11/28/12    | at Wisconsin             | w 60-54      | 16690       | (22)Joe Harris      | (10)Akil Mitchell    |
| 12/01/12    | GREEN BAY                | w 67-51      | 9600        | (20)Akil Mitchell   | (11)Darion Atkins    |
|             |                          |              |             | (20)Joe Harris      |                      |
| 12/05/12    | TENNESSEE                | w 46-38      | 9702        | (13)Akil Mitchell   | (12)Akil Mitchell    |
|             |                          |              |             | (13)Joe Harris      |                      |
| 12/08/12    | MISSISSIPPI VALLEY STATE | w 67-39      | 8691        | (20)Akil Mitchell   | (9)Justin Anderson   |
| 12/19/12    | MORGAN STATE             | w 75-57      | 8319        | (17)Darion Atkins   | (12)Akil Mitchell    |
| 12/22/12    | vs Old Dominion          | 61-63 L      | 6944        | (18)Joe Harris      | (9)Akil Mitchell     |
| 12/30/12    | WOFFORD                  | w 74-39      | 9387        | (19)Mike Tobey      | (6)Mike Tobey        |
|             |                          |              |             |                     | (6)Akil Mitchell     |
|             |                          |              |             |                     | (6)Evan Nolte        |

\* - Conference game

| <b>Attendance Summary</b> | <b>Games</b> | <b>Attend</b> | <b>Avg/Game</b> |
|---------------------------|--------------|---------------|-----------------|
| Home                      | 10           | 75106         | 7511            |
| Away                      | 2            | 26530         | 13265           |
| Neutral                   | 1            | 6944          | 6944            |
| Total                     | 13           | 108580        | 8352            |

**2012-13 Virginia Basketball**  
**Virginia Season Box Score (as of Dec 30, 2012)**  
**All games**

| <b>RECORD:</b> | <b>OVERALL</b> | <b>HOME</b> | <b>AWAY</b> | <b>NEUTRAL</b> |
|----------------|----------------|-------------|-------------|----------------|
| ALL GAMES      | 10-3           | 9-1         | 1-1         | 0-1            |
| CONFERENCE     | 0-0            | 0-0         | 0-0         | 0-0            |
| NON-CONFERENCE | 10-3           | 9-1         | 1-1         | 0-1            |

| ##             | Player          | gp-gs | min  | avg  | Total   |      | 3-Point |      | F-Throw |      | Rebounds |     |     |      | pf  | dq | a   | to  | blk | stl | pts | avg  |
|----------------|-----------------|-------|------|------|---------|------|---------|------|---------|------|----------|-----|-----|------|-----|----|-----|-----|-----|-----|-----|------|
|                |                 |       |      |      | fg-fga  | fg%  | 3fg-fga | 3fg% | ft-fa   | ft%  | off      | def | tot | avg  |     |    |     |     |     |     |     |      |
| 12             | Joe Harris      | 13-13 | 383  | 29.5 | 66-140  | .471 | 28-60   | .467 | 35-47   | .745 | 7        | 45  | 52  | 4.0  | 25  | 1  | 33  | 25  | 6   | 6   | 195 | 15.0 |
| 25             | Akil Mitchell   | 13-13 | 366  | 28.2 | 64-121  | .529 | 0-1     | .000 | 44-61   | .721 | 39       | 80  | 119 | 9.2  | 29  | 0  | 25  | 20  | 5   | 15  | 172 | 13.2 |
| 32             | Darion Atkins   | 13-9  | 297  | 22.8 | 47-88   | .534 | 0-0     | .000 | 11-21   | .524 | 24       | 38  | 62  | 4.8  | 29  | 1  | 8   | 17  | 21  | 10  | 105 | 8.1  |
| 11             | Evan Nolte      | 13-3  | 263  | 20.2 | 29-59   | .492 | 15-33   | .455 | 13-14   | .929 | 7        | 23  | 30  | 2.3  | 27  | 0  | 19  | 11  | 5   | 12  | 86  | 6.6  |
| 10             | Mike Tobey      | 13-1  | 158  | 12.2 | 33-64   | .516 | 2-4     | .500 | 12-15   | .800 | 6        | 19  | 25  | 1.9  | 11  | 0  | 6   | 12  | 8   | 1   | 80  | 6.2  |
| 23             | Justin Anderson | 13-3  | 265  | 20.4 | 26-67   | .388 | 4-22    | .182 | 19-26   | .731 | 12       | 26  | 38  | 2.9  | 12  | 0  | 28  | 13  | 11  | 12  | 75  | 5.8  |
| 02             | Paul Jespersion | 13-12 | 334  | 25.7 | 20-49   | .408 | 14-34   | .412 | 3-4     | .750 | 3        | 29  | 32  | 2.5  | 21  | 0  | 19  | 12  | 6   | 4   | 57  | 4.4  |
| 05             | Teven Jones     | 10-8  | 237  | 23.7 | 11-34   | .324 | 3-11    | .273 | 16-19   | .842 | 1        | 13  | 14  | 1.4  | 27  | 0  | 25  | 17  | 2   | 9   | 41  | 4.1  |
| 04             | Taylor Barnette | 10-2  | 148  | 14.8 | 9-23    | .391 | 6-19    | .316 | 0-2     | .000 | 1        | 8   | 9   | 0.9  | 8   | 0  | 14  | 9   | 0   | 0   | 24  | 2.4  |
| 01             | Jontel Evans    | 4-1   | 60   | 15.0 | 3-13    | .231 | 0-0     | .000 | 0-0     | .000 | 0        | 8   | 8   | 2.0  | 4   | 0  | 11  | 5   | 0   | 5   | 6   | 1.5  |
| 00             | Doug Browman    | 9-0   | 73   | 8.1  | 0-3     | .000 | 0-3     | .000 | 1-2     | .500 | 1        | 10  | 11  | 1.2  | 5   | 0  | 10  | 7   | 0   | 0   | 1   | 0.1  |
| 30             | Thomas Rogers   | 5-0   | 12   | 2.4  | 0-4     | .000 | 0-2     | .000 | 0-2     | .000 | 0        | 2   | 2   | 0.4  | 1   | 0  | 1   | 1   | 0   | 0   | 0   | 0.0  |
| 24             | Caid Kirven     | 2-0   | 4    | 2.0  | 0-1     | .000 | 0-0     | .000 | 0-0     | .000 | 0        | 1   | 1   | 0.5  | 1   | 0  | 0   | 1   | 0   | 0   | 0   | 0.0  |
| Team           |                 |       |      |      |         |      |         |      |         |      | 19       | 24  | 43  |      |     |    |     |     |     |     |     |      |
| Total.....     |                 | 13    | 2600 |      | 308-666 | .462 | 72-189  | .381 | 154-213 | .723 | 120      | 326 | 446 | 34.3 | 200 | 2  | 199 | 150 | 64  | 74  | 842 | 64.8 |
| Opponents..... |                 | 13    | 2601 |      | 232-658 | .353 | 66-228  | .289 | 129-185 | .697 | 125      | 265 | 390 | 30.0 | 203 | 2  | 104 | 166 | 36  | 70  | 659 | 50.7 |

| <b>Score by Periods</b> | <b>1st</b> | <b>2nd</b> | <b>Totals</b> |
|-------------------------|------------|------------|---------------|
| Virginia                | 395        | 447        | 842           |
| Opponents               | 292        | 367        | 659           |

2012-13 Virginia Basketball  
Virginia Overall Team Statistics (as of Dec 30, 2012)  
All games

| TEAM STATISTICS        | VA      | OPP     |
|------------------------|---------|---------|
| SCORING                | 842     | 659     |
| Points per game        | 64.8    | 50.7    |
| Scoring margin         | +14.1   | -       |
| FIELD GOALS-ATT        | 308-666 | 232-658 |
| Field goal pct         | .462    | .353    |
| 3 POINT FG-ATT         | 72-189  | 66-228  |
| 3-point FG pct         | .381    | .289    |
| 3-pt FG made per game  | 5.5     | 5.1     |
| FREE THROWS-ATT        | 154-213 | 129-185 |
| Free throw pct         | .723    | .697    |
| F-Throws made per game | 11.8    | 9.9     |
| REBOUNDS               | 446     | 390     |
| Rebounds per game      | 34.3    | 30.0    |
| Rebounding margin      | +4.3    | -       |
| ASSISTS                | 199     | 104     |
| Assists per game       | 15.3    | 8.0     |
| TURNOVERS              | 150     | 166     |
| Turnovers per game     | 11.5    | 12.8    |
| Turnover margin        | +1.2    | -       |
| Assist/turnover ratio  | 1.3     | 0.6     |
| STEALS                 | 74      | 70      |
| Steals per game        | 5.7     | 5.4     |
| BLOCKS                 | 64      | 36      |
| Blocks per game        | 4.9     | 2.8     |
| WINNING STREAK         | 1       | -       |
| Home win streak        | 8       | -       |
| ATTENDANCE             | 75106   | 33474   |
| Home games-Avg/Game    | 10-7511 | 2-13265 |
| Neutral site-Avg/Game  | -       | 1-6944  |

| Score by Periods | 1st | 2nd | Totals |
|------------------|-----|-----|--------|
| Virginia         | 395 | 447 | 842    |
| Opponents        | 292 | 367 | 659    |

2012-13 Virginia Basketball  
Virginia Team Game-by-Game (as of Dec 30, 2012)  
All games

TEAM STATISTICS

| Opponent               | Date     | Score |   | Total   |      | 3-Pointers |      | Free throws |       | Rebounds |     |     |      | pf  | a   | t/o | blk | stl | pts | avg  |
|------------------------|----------|-------|---|---------|------|------------|------|-------------|-------|----------|-----|-----|------|-----|-----|-----|-----|-----|-----|------|
|                        |          |       |   | fg-fga  | pct  | 3fg-fga    | pct  | ft-fta      | pct   | off      | def | tot | avg  |     |     |     |     |     |     |      |
| at George Mason        | 11/9/12  | 59-63 | L | 21-52   | .404 | 8-21       | .381 | 9-15        | .600  | 11       | 21  | 32  | 32.0 | 20  | 12  | 12  | 1   | 3   | 59  | 59.0 |
| FAIRFIELD              | 11/12/12 | 54-45 | W | 19-47   | .404 | 2-8        | .250 | 14-20       | .700  | 11       | 21  | 32  | 32.0 | 8   | 14  | 9   | 4   | 5   | 54  | 56.5 |
| DELAWARE               | 11/13/12 | 53-59 | L | 20-57   | .351 | 4-21       | .190 | 9-15        | .600  | 16       | 19  | 35  | 33.0 | 17  | 10  | 12  | 4   | 5   | 53  | 55.3 |
| SEATTLE                | 11/17/12 | 83-43 | W | 28-50   | .560 | 6-14       | .429 | 21-24       | .875  | 9        | 32  | 41  | 35.0 | 13  | 21  | 19  | 6   | 7   | 83  | 62.2 |
| LAMAR                  | 11/19/12 | 63-44 | W | 23-53   | .434 | 6-16       | .375 | 11-11       | 1.000 | 7        | 22  | 29  | 33.8 | 16  | 12  | 9   | 8   | 9   | 63  | 62.4 |
| NORTH TEXAS            | 11/20/12 | 80-64 | W | 27-46   | .587 | 8-11       | .727 | 18-24       | .750  | 9        | 19  | 28  | 32.8 | 20  | 18  | 15  | 5   | 7   | 80  | 65.3 |
| at Wisconsin           | 11/28/12 | 60-54 | W | 21-46   | .457 | 4-12       | .333 | 14-17       | .824  | 8        | 28  | 36  | 33.3 | 12  | 12  | 10  | 4   | 3   | 60  | 64.6 |
| GREEN BAY              | 12/01/12 | 67-51 | W | 26-52   | .500 | 7-14       | .500 | 8-11        | .727  | 4        | 28  | 32  | 33.1 | 14  | 20  | 10  | 5   | 7   | 67  | 64.9 |
| TENNESSEE              | 12/05/12 | 46-38 | W | 19-53   | .358 | 1-8        | .125 | 7-10        | .700  | 10       | 27  | 37  | 33.6 | 15  | 10  | 8   | 8   | 2   | 46  | 62.8 |
| MISSISSIPPI VALLEY STA | 12/08/12 | 67-39 | W | 28-56   | .500 | 3-12       | .250 | 8-14        | .571  | 7        | 35  | 42  | 34.4 | 17  | 17  | 10  | 8   | 9   | 67  | 63.2 |
| MORGAN STATE           | 12/19/12 | 75-57 | W | 25-54   | .463 | 6-16       | .375 | 19-29       | .655  | 16       | 23  | 39  | 34.8 | 17  | 18  | 16  | 2   | 8   | 75  | 64.3 |
| vs Old Dominion        | 12/22/12 | 61-63 | L | 21-53   | .396 | 9-21       | .429 | 10-13       | .769  | 8        | 24  | 32  | 34.6 | 19  | 13  | 8   | 7   | 1   | 61  | 64.0 |
| WOFFORD                | 12/30/12 | 74-39 | W | 30-47   | .638 | 8-15       | .533 | 6-10        | .600  | 4        | 27  | 31  | 34.3 | 12  | 22  | 12  | 2   | 8   | 74  | 64.8 |
| Virginia               |          | 842   |   | 308-666 | .462 | 72-189     | .381 | 154-213     | .723  | 120      | 326 | 446 | 34.3 | 200 | 199 | 150 | 64  | 74  | 842 | 64.8 |
| Opponents              |          | 659   |   | 232-658 | .353 | 66-228     | .289 | 129-185     | .697  | 125      | 265 | 390 | 30.0 | 203 | 104 | 166 | 36  | 70  | 659 | 50.7 |

Games played: 13  
Points/game: 64.8  
FG Pct: 46.2  
3FG Pct: 38.1  
FT Pct: 72.3

Rebounds/game: 34.3  
Assists/game: 15.3  
Turnovers/game: 11.5  
Assist/turnover ratio: 1.3  
Steals/game: 5.7  
Blocks/game: 4.9

**2012-13 Virginia Basketball**  
**Virginia Team Game-by-Game Comparison (as of Dec 30, 2012)**  
**All games**

| Opponent                 | 1st   | 2nd   | Score | Mar | Total FG    | FG Pct    | 3-Pointers | 3FG Pct   | Free Throws | FT Pct    | Rebounds  | A |
|--------------------------|-------|-------|-------|-----|-------------|-----------|------------|-----------|-------------|-----------|-----------|---|
| George Mason             | 25/28 | 34/35 | 59-63 | (4) | 21-52/24-44 | .404/.545 | 8-21/7-14  | .381/.500 | 9-15/8-19   | .600/.421 | 32/26 +6  | 1 |
| FAIRFIELD                | 28/30 | 26/15 | 54-45 | +9  | 19-47/17-47 | .404/.362 | 2-8/7-21   | .250/.333 | 14-20/4-6   | .700/.667 | 32/30 +2  | 1 |
| DELAWARE                 | 15/28 | 38/31 | 53-59 | (6) | 20-57/20-47 | .351/.426 | 4-21/5-16  | .190/.313 | 9-15/14-17  | .600/.824 | 35/33 +2  | 1 |
| SEATTLE                  | 44/13 | 39/30 | 83-43 | +40 | 28-50/15-59 | .560/.254 | 6-14/5-19  | .429/.263 | 21-24/8-14  | .875/.571 | 41/29 +12 | 2 |
| LAMAR                    | 32/18 | 31/26 | 63-44 | +19 | 23-53/15-46 | .434/.326 | 6-16/3-6   | .375/.500 | 11-11/11-12 | 1000/.917 | 29/28 +1  | 1 |
| NORTH TEXAS              | 42/22 | 38/42 | 80-64 | +16 | 27-46/21-58 | .587/.362 | 8-11/3-19  | .727/.158 | 18-24/19-26 | .750/.731 | 28/34 (6) | 1 |
| Wisconsin                | 24/23 | 36/31 | 60-54 | +6  | 21-46/21-55 | .457/.382 | 4-12/8-22  | .333/.364 | 14-17/4-5   | .824/.800 | 36/25 +11 | 1 |
| GREEN BAY                | 31/27 | 36/24 | 67-51 | +16 | 26-52/18-53 | .500/.340 | 7-14/5-17  | .500/.294 | 8-11/10-13  | .727/.769 | 32/31 +1  | 2 |
| TENNESSEE                | 25/16 | 21/22 | 46-38 | +8  | 19-53/15-52 | .358/.288 | 1-8/3-19   | .125/.158 | 7-10/5-8    | .700/.625 | 37/36 +1  | 1 |
| MISSISSIPPI VALLEY STATE | 36/22 | 31/17 | 67-39 | +28 | 28-56/11-58 | .500/.190 | 3-12/3-23  | .250/.130 | 8-14/14-18  | .571/.778 | 42/39 +3  | 1 |
| MORGAN STATE             | 37/28 | 38/29 | 75-57 | +18 | 25-54/21-45 | .463/.467 | 6-16/3-10  | .375/.300 | 19-29/12-18 | .655/.667 | 39/21 +18 | 1 |
| Old Dominion             | 25/20 | 36/43 | 61-63 | (2) | 21-53/20-52 | .396/.385 | 9-21/9-23  | .429/.391 | 10-13/14-19 | .769/.737 | 32/39 (7) | 1 |
| WOFFORD                  | 31/17 | 43/22 | 74-39 | +35 | 30-47/14-42 | .638/.333 | 8-15/5-19  | .533/.263 | 6-10/6-10   | .600/.600 | 31/19 +12 | 2 |

Note: Game totals are displayed in the format TEAM/OPPONENT for each category

**2012-13 Virginia Basketball**  
**Virginia Points-Rebounds-Assists (as of Dec 30, 2012)**  
**All games**

| Opponent                | Date     | Score |   | 00         | 01         | 02         | 04         | 05         | 10         | 11         |
|-------------------------|----------|-------|---|------------|------------|------------|------------|------------|------------|------------|
|                         |          |       |   | BROWMAN,DO | EVANS,JONT | JESPERSON, | BARNETTE,T | JONES,TEVE | TOBEY,MIKE | NOLTE,EVAN |
| at George Mason         | 11/9/12  | 59-63 | L | 0-3-2      | DNP        | 2-2-1      | 5-0-0      | DNP        | 5-1-0      | 6-2-3      |
| FAIRFIELD               | 11/12/12 | 54-45 | w | 0-0-1      | DNP        | 6-1-2      | 0-1-0      | DNP        | 6-3-0      | 11-1-2     |
| DELAWARE                | 11/13/12 | 53-59 | L | 0-1-1      | 0-1-0      | 2-5-2      | 0-0-0      | DNP        | 0-1-0      | 3-1-0      |
| SEATTLE                 | 11/17/12 | 83-43 | w | 1-2-0      | DNP        | 3-1-5      | 8-2-4      | 4-3-1      | 17-4-1     | 10-1-3     |
| LAMAR                   | 11/19/12 | 63-44 | w | 0-0-0      | DNP        | 9-5-1      | 2-1-1      | 6-0-2      | 6-1-0      | 2-0-1      |
| NORTH TEXAS             | 11/20/12 | 80-64 | w | DNP        | DNP        | 5-1-2      | 0-0-0      | 13-1-4     | 5-0-1      | 13-4-3     |
| at Wisconsin            | 11/28/12 | 60-54 | w | DNP        | 0-4-0      | 0-3-0      | DNP        | 2-0-3      | 0-0-0      | 8-3-1      |
| GREEN BAY               | 12/01/12 | 67-51 | w | DNP        | 2-3-7      | 8-1-1      | DNP        | 0-0-2      | 3-1-1      | 2-2-2      |
| TENNESSEE               | 12/05/12 | 46-38 | w | DNP        | 4-0-4      | 2-4-0      | DNP        | 2-0-3      | 2-2-0      | 2-2-0      |
| MISSISSIPPI VALLEY STAT | 12/08/12 | 67-39 | w | 0-2-0      | DNP        | 3-1-1      | 3-1-4      | 2-3-2      | 5-3-0      | 2-4-1      |
| MORGAN STATE            | 12/19/12 | 75-57 | w | 0-1-0      | DNP        | 11-3-1     | 0-3-2      | 2-2-2      | 6-3-1      | 5-1-1      |
| vs Old Dominion         | 12/22/12 | 61-63 | L | 0-0-0      | DNP        | 3-4-2      | 3-0-2      | 4-4-3      | 6-0-1      | 15-3-0     |
| WOFFORD                 | 12/30/12 | 74-39 | w | 0-2-6      | DNP        | 3-1-1      | 3-1-1      | 6-1-3      | 19-6-1     | 7-6-2      |

| Opponent                | Date     | Score |   | 12         | 23         | 24         | 25         | 30         | 32         |
|-------------------------|----------|-------|---|------------|------------|------------|------------|------------|------------|
|                         |          |       |   | HARRIS,JOE | ANDERSON,J | KIRVEN,CAI | MITCHELL,A | ROGERS,THO | ATKINS,DAR |
| at George Mason         | 11/9/12  | 59-63 | L | 19-8-3     | 4-3-3      | DNP        | 11-7-0     | DNP        | 7-4-0      |
| FAIRFIELD               | 11/12/12 | 54-45 | w | 15-7-3     | 4-5-4      | DNP        | 12-8-2     | DNP        | 0-1-0      |
| DELAWARE                | 11/13/12 | 53-59 | L | 20-4-1     | 2-1-2      | DNP        | 15-13-3    | DNP        | 11-3-1     |
| SEATTLE                 | 11/17/12 | 83-43 | w | 7-1-0      | 11-2-4     | DNP        | 14-16-1    | 0-0-1      | 8-6-1      |
| LAMAR                   | 11/19/12 | 63-44 | w | 17-5-2     | 6-3-2      | DNP        | 10-8-2     | 0-0-0      | 5-1-1      |
| NORTH TEXAS             | 11/20/12 | 80-64 | w | 12-2-2     | 14-4-4     | DNP        | 8-4-1      | DNP        | 10-9-1     |
| at Wisconsin            | 11/28/12 | 60-54 | w | 22-5-5     | 3-4-0      | DNP        | 11-10-2    | DNP        | 14-7-1     |
| GREEN BAY               | 12/01/12 | 67-51 | w | 20-2-2     | 5-1-0      | DNP        | 20-9-2     | DNP        | 7-11-3     |
| TENNESSEE               | 12/05/12 | 46-38 | w | 13-6-1     | 0-0-1      | DNP        | 13-12-1    | DNP        | 8-5-0      |
| MISSISSIPPI VALLEY STAT | 12/08/12 | 67-39 | w | 3-3-6      | 15-9-2     | 0-0-0      | 20-5-1     | 0-1-0      | 14-7-0     |
| MORGAN STATE            | 12/19/12 | 75-57 | w | 14-2-3     | 5-2-1      | DNP        | 15-12-7    | 0-0-0      | 17-4-0     |
| vs Old Dominion         | 12/22/12 | 61-63 | L | 18-3-2     | 0-2-2      | DNP        | 8-9-1      | DNP        | 4-4-0      |
| WOFFORD                 | 12/30/12 | 74-39 | w | 15-4-3     | 6-2-3      | 0-1-0      | 15-6-2     | 0-1-0      | 0-0-0      |

**2012-13 Virginia Basketball**  
**Virginia Game-by-Game Highs (as of Dec 30, 2012)**  
**All games**

| <b>Opponent</b>         | <b>Date</b> | <b>Score</b> | <b>Points</b>                  | <b>Rebounds</b>                             | <b>Assists</b>  | <b>Steals</b>                  | <b>Blocked shots</b>  |
|-------------------------|-------------|--------------|--------------------------------|---|---|--------------------------------|---|
| at George Mason         | 11/9/12     | 59-63        | 19-Joe Harris                  | 8-Joe Harris                                | 3-Joe Harris<br>Justin Anderson<br>Evan Nolte                   | 2-Akil Mitchell                | 1-Akil Mitchell   |
| FAIRFIELD               | 11/12/12    | 54-45        | 15-Joe Harris                  | 8-Akil Mitchell                             | 4-Justin Anderson   | 3-Evan Nolte                   | 1-Akil Mitchell<br>Joe Harris<br>Darion Atkins<br>Justin Anderson   |
| DELAWARE                | 11/13/12    | 53-59        | 20-Joe Harris                  | 13-Akil Mitchell                            | 3-Akil Mitchell   | 3-Evan Nolte                   | 1-Mike Tobey<br>Justin Anderson<br>Paul Jespersion<br>Akil Mitchell |
| SEATTLE                 | 11/17/12    | 83-43        | 17-Mike Tobey                  | 16-Akil Mitchell                            | 5-Paul Jespersion   | 3-Akil Mitchell                | 4-Darion Atkins   |
| LAMAR                   | 11/19/12    | 63-44        | 17-Joe Harris                  | 8-Akil Mitchell                             | 2-Joe Harris<br>Justin Anderson<br>Teven Jones<br>Akil Mitchell | 3-Joe Harris<br>Evan Nolte     | 2-Paul Jespersion<br>Joe Harris                                     |
| NORTH TEXAS             | 11/20/12    | 80-64        | 14-Justin Anderson             | 9-Darion Atkins                             | 4-Teven Jones<br>Justin Anderson                                | 3-Justin Anderson              | 2-Darion Atkins   |
| at Wisconsin            | 11/28/12    | 60-54        | 22-Joe Harris                  | 10-Akil Mitchell                            | 5-Joe Harris  | 2-Teven Jones                  | 2-Darion Atkins   |
| GREEN BAY               | 12/01/12    | 67-51        | 20-Joe Harris<br>Akil Mitchell | 11-Darion Atkins                            | 7-Jontel Evans  | 5-Jontel Evans                 | 4-Darion Atkins   |
| TENNESSEE               | 12/05/12    | 46-38        | 13-Joe Harris<br>Akil Mitchell | 12-Akil Mitchell                            | 4-Jontel Evans  | 1-Darion Atkins<br>Teven Jones | 3-Darion Atkins   |
| MISSISSIPPI VALLEY STAT | 12/08/12    | 67-39        | 20-Akil Mitchell               | 9-Justin Anderson                           | 6-Joe Harris  | 4-Akil Mitchell                | 3-Mike Tobey  |
| MORGAN STATE            | 12/19/12    | 75-57        | 17-Darion Atkins               | 12-Akil Mitchell                            | 7-Akil Mitchell   | 3-Teven Jones<br>Darion Atkins | 1-Justin Anderson<br>Darion Atkins                                  |
| vs Old Dominion         | 12/22/12    | 61-63        | 18-Joe Harris                  | 9-Akil Mitchell                             | 3-Teven Jones   | 1-Darion Atkins                | 2-Darion Atkins   |
| WOFFORD                 | 12/30/12    | 74-39        | 19-Mike Tobey                  | 6-Evan Nolte<br>Akil Mitchell<br>Mike Tobey | 6-Doug Browman  | 4-Akil Mitchell                | 1-Mike Tobey<br>Paul Jespersion                                     |