



VIRGINIA

2012-13 CAVALIER MEN'S BASKETBALL GAME NOTES

2012-13 Schedule/Results

11/9	at George Mason	[MASN]	L, 63-59
11/12	FAIRFIELD ¹	[ESPN3]	W, 54-45
11/13	DELAWARE ¹	[ESPN3]	L, 59-53
11/17	SEATTLE	[ESPN3]	W, 83-43
11/19	LAMAR ¹		W, 63-44
11/20	NORTH TEXAS ¹		W, 80-64
11/28	at Wisconsin ²	[ESPN2]	W, 60-54
12/1	GREEN BAY	[RSN]	W, 67-51
12/5	TENNESSEE	[ESPN3]	W, 46-38
12/8	MISS. VALLEY STATE	[ESPN3]	W, 67-39
12/19	MORGAN STATE	[ESPN3]	W, 75-57
12/22	vs. Old Dominion ³	[NBCSN]	L, 63-61
12/30	WOFFORD	[RSN]	W, 74-39
1/6	NORTH CAROLINA [*]	[ESPNU]	W, 61-52
1/9	at Wake Forest [*]	[RSN]	L, 55-52
1/12	at Clemson [*]	[ACCN]	L, 59-44
1/19	FLORIDA STATE [*]	[ACCN]	W, 56-36
1/24	at Virginia Tech [*]	[ACCN]	W, 74-58
1/26	BOSTON COLLEGE [*]	[RSN]	W, 65-51
1/29	#19 NC STATE [*]	[ESPN2]	W, 58-55
2/3	at Georgia Tech [*]	[ESPNU]	L, 66-60
2/7	CLEMSON [*]	[ESPN2]	W, 78-41
2/10	at Maryland [*]	[ACCN]	W, 80-69
2/12	VIRGINIA TECH [*]	[ESPNU]	W, 73-55
2/16	at North Carolina [*]	[ACCN]	L, 93-81
2/19	at #2/2 Miami [*]	[ESPNU]	9 p.m.
2/24	GEORGIA TECH [*]	[ACCN]	2 p.m.
2/28	DUKE [*]	[ESPN or ESPN2]	9 p.m.
3/3	at Boston College [*]	[ACCN]	4 p.m.
3/7	at Florida State [*]	[ESPN or ESPN2]	7 p.m.
3/10	MARYLAND [*]	[ESPNU]	6 p.m.
3/14-17 at ACC Tournament, Greensboro, N.C.			

* ACC game

1 NIT Season Tip-Off, Charlottesville, Va.

2 ACC/Big Ten Challenge, Madison, Wis.

3 Governor's Holiday Hoops Classic, Richmond, Va.

[MASN] - Mid-Atlantic Sports Network

[NBCSN] - NBC Sports Network

[ACCN] - ACC Network

[RSN] - Regional Sports Networks

All Times Eastern

Rankings are Associated Press

70

BY THE NUMBERS

The Cavaliers have scored at least 70 points in four straight games for the first time since a six-game span in 2009-10.

Game #26 - February 19, 2013

Coral Gables, Fla. • BankUnited Center (7,200) • 9 p.m. •

Twitter: @UVAMensHoops & @erichjbacher



Virginia Cavaliers (18-7, 8-4 ACC) at No. 2/2 **Miami Hurricanes** (21-3, 12-0 ACC)

VIRGINIA (Dave Koehn, Ted Jeffries)

(Tom Hart, Len Elmore, Allison Williams)

Online: **ESPN3**

FOR OPENERS

- UVa aims for its first win against Miami in Coral Gables.
- The Cavaliers rank fourth nationally in scoring defense at 54.0 points per game as of Feb. 18.
- Virginia is 1-0 vs. ranked opponents this season, defeating then-No. 19 NC State on Jan. 29.
- UVa is 6-12 against ranked opponents, including a 0-3 mark vs. top five opponents, in the Tony Bennett era.
- Virginia has held its ACC opponents under 60 points in nine of 12 games.
- Junior guard Joe Harris is the only player in the ACC ranked in the top 10 in 3-point field goal percentage (1st), field goal percentage (4th) and free throw percentage (8th).
- Harris is bidding to become the first Cavalier since Todd Billet (.418) in 2002-03 to lead the ACC in 3-point FG percentage (.492).
- Harris is the first Cavalier to score 20 or more points in four consecutive games since Roger Mason, Jr. in 2001-02 (24 vs. Wagner, 20 vs. ETSU, 21 vs. Howard and 22 vs. Virginia Tech).
- Freshman forward/center Mike Tobey has missed four games with mononucleosis and is out indefinitely.
- The Cavaliers are third in the ACC at 8-4, while Miami is first at 12-0 as of Feb. 18.
- Virginia is 3-6 away from John Paul Jones Arena.

ALL-TIME VS. MIAMI

- Virginia is 5-9 all-time against Miami in a series that dates back to 1965-66.
- Virginia is 5-7 against the Hurricanes since Miami joined the ACC in 2004-05.
- The Cavaliers are 0-5 against Miami in Coral Gables, including a 0-4 mark at BankUnited Center.
- Virginia defeated Miami, 52-51, in the only meeting last season.
- The Cavaliers are 2-3 in their last five games against Miami and 4-6 in their last 10.

SUNSHINE STATE WOES

- Virginia has lost its last 15 games in the state of Florida (9 at FSU, 4 at Miami, 1 at USF and 1 in the ACC Tournament in Tampa).
- The Cavaliers' last win in the Sunshine State was a 69-66 win at Florida State on Feb. 17, 2001.

LAST TIME OUT

- Virginia lost 93-81 at North Carolina, marking the most points allowed by the Cavaliers in an ACC game during the Tony Bennett era.
- The Cavaliers shot 58.5 percent (31-53) from the field, marking its first loss since March 14, 2003 (Duke) when shooting 55 percent or better from the field.

Starting Lineup at North Carolina (2/16/13)

G	1	Jontel Evans	Sr.	4.1 ppg	2.4 rpg	5.0 apg
---	---	--------------	-----	---------	---------	---------

• Ranks third in the ACC with 5.8 assists per game in league games

G	12	Joe Harris	Jr.	16.7 ppg	4.0 rpg	2.2 apg
---	----	------------	-----	----------	---------	---------

• Averaging 24 points in the last four games

G	2	Paul Jespersion	So.	4.9 ppg	2.1 rpg	1.1 apg
---	---	-----------------	-----	---------	---------	---------

• Has made nine 3-pointers in the last three games

F	25	Akil Mitchell	Jr.	12.6 ppg	8.8 rpg	1.3 spg
---	----	---------------	-----	----------	---------	---------

• Has eight double-doubles this season and nine career

F	23	Justin Anderson	Fr.	6.8 ppg	3.2 rpg	2.2 apg
---	----	-----------------	-----	---------	---------	---------

• Has reached double figures in scoring in five of the last eight games

Virginia Athletics Media Relations • 154 John Paul Jones Arena, PO Box 400853, Charlottesville, VA 22904 • Office: (434) 982-5500 • Fax: (434) 982-5525

Erich Bacher (Primary Men's Basketball Contact)
Steve Kirkland (Secondary Men's Basketball Contact)

Office: (434) 982-5530
Office: (434) 982-5535

Cell: (720) 318-5538
Cell: (434) 825-5241

Email: bacher@virginia.edu
Email: skirkland@virginia.edu

National Rankings

ASSOCIATED PRESS (Monday, Feb. 18)

1	Indiana (43)	23-3	1,597
2	Miami (FL) (20)	21-3	1,571
3	Gonzaga (2)	25-2	1,428
4	Michigan State	22-4	1,416
5	Florida	21-3	1,387
6	Duke	22-3	1,308
7	Michigan	22-4	1,264
8	Syracuse	21-4	1,125
9	Kansas	21-4	1,077
10	Louisville	21-5	1,011
11	Georgetown	19-4	952
12	Arizona	21-4	924
13	Kansas State	20-5	848
14	Oklahoma State	19-5	786
15	Butler	21-5	659
16	New Mexico	22-4	654
17	Marquette	18-6	524
18	Ohio State	18-7	458
19	Wisconsin	18-8	406
20	Pittsburgh	20-6	370
21	Memphis	22-3	362
22	Colorado State	21-4	307
23	Oregon	21-5	216
24	Virginia Commonwealth	21-5	123
25	Notre Dame	20-6	79

Others receiving votes: Saint Louis 58, Minnesota 52, Louisiana Tech 48, Illinois 46, Cincinnati 20, **North Carolina State 20**, Akron 16, Missouri 4, Middle Tennessee 3, Saint Mary's 2, Maryland 2, Creighton 1, Wichita State 1

ESPN/USA TODAY COACHES (Monday, Feb. 18)

1	Indiana (19)	23-3	757
2	Miami (FL) (7)	21-3	728
3	Gonzaga (3)	25-2	710
4	Florida (2)	21-3	685
5	Michigan State	22-4	658
6	Duke	22-3	594
7	Michigan	22-4	561
8	Syracuse	21-4	541
9	Kansas	21-4	518
10	Louisville	21-5	511
11	Georgetown	19-4	457
12	Arizona	21-4	415
13	Kansas State	20-5	365
14	Oklahoma State	19-5	351
15	Butler	21-5	321
16	New Mexico	22-4	299
17	Wisconsin	18-8	258
18	Ohio State	18-7	239
19	Memphis	22-3	191
20	Marquette	18-6	190
21	Colorado State	21-4	182
22	Pittsburgh	20-6	161
23	Oregon	21-5	92
24	Virginia Commonwealth	21-5	91
25	Notre Dame	20-6	50

Others receiving votes: Saint Louis 23, Saint Mary's 19, Akron 19, Cincinnati 16, Creighton 16, Middle Tennessee 15, Louisiana Tech 12, Illinois 9, Minnesota 7, San Diego State 3, UCLA 3, Wichita State 3, Missouri 2, Oklahoma 2, Kentucky 1

2012-13 Opponents in Bold

- Joe Harris had a career-high 27 points on 10-13 shooting from the field and 3-3 from the charity stripe.
- Jontel Evans added a season-high 12 points.

EMBRACE THE PACE

- The Cavaliers rank in the top 10 nationally in six defensive categories: points per game (4th), fouls per game (4th), assists per game (5th), field goals made (7th), points per possession (8th) and possessions per 40 minutes (9th).
- The Cavaliers have held 19 of their 25 opponents under 60 points this season.
- Virginia has held eight opponents under 50 points this season.
- The Cavaliers have held four opponents (Tennessee, Mississippi Valley State, Wofford and Florida State) under 40 points this season.
- UVa has held its opponent under 43 percent shooting from the field in 18 of 25 games.
- The Cavaliers have held an opponent under 20 points in a half eight times this season:
 - 10, 1st half, vs. Clemson, Feb. 7, 2013
 - 13, 1st half, vs. Seattle, Nov. 17, 2012
 - 15, 2nd half, vs. Fairfield, Nov. 12, 2012
 - 15, 1st half vs. Florida State, Jan. 19, 2013
 - 16, 1st half, vs. Tennessee, Dec. 5, 2012
 - 17, 2nd half, vs. MVSU, Dec. 8, 2012
 - 17, 1st half, vs. Wofford, Dec. 30, 2012
 - 18, 1st half, vs. Lamar, Nov. 19, 2012

HEAD COACH TONY BENNETT

- Head coach Tony Bennett has posted a 71-48 mark in four seasons at UVa.
- Bennett has a 140-81 career record in seven seasons of collegiate coaching, including a 29-31 mark in ACC action.
- Bennett is 2-3 vs. Miami as head coach of Virginia.
- Duke is the only ACC opponent that Bennett hasn't defeated at UVa.
- Bennett guided the Cavaliers to their first NCAA Tournament since 2007 last season with a 22-10 record, and UVa's 22 wins were its most since 25 in 1994-95.
- UVa's nine ACC wins in 2011-12 were its most since 11 in 2006-07.
- Bennett is one of 18 Division I head coaches who played in the NBA.

NO ORDINARY JOE

- Joe Harris is averaging a career-high 16.7 points, 4.0 rebounds and 2.2 assists per game.
- Harris ranks first all-time at UVa in career 3-point shooting accuracy at 42.9 percent.
- Harris ranks seventh on UVa's career 3-pointer list with 177.
- Harris ranks 40th at UVa with 1,103 career points and needs two points to rank 39th and 29 to rank 38th.
- Harris has led UVa in scoring 29 times and has scored in double figures 58 times in 88 career games.
- Harris has led UVa in scoring 17 times this season (19 points at George Mason, 15 vs. Fairfield, 20 vs. Delaware, 17 vs. Lamar, 22 at Wisconsin, 20 vs. Green Bay, 13 vs. Tennessee, 18 vs. Old Dominion, 19 vs. North Carolina, 14 at Clemson, 17 vs. Florida State, 22 vs. NC State, 18 at Georgia Tech, 21 vs. Clemson, 22 at Maryland, 26 vs. Virginia Tech and a career-high 27 at North Carolina).

ACC INDIVIDUAL RANKINGS (AS OF FEB. 18)

- Joe Harris ranks first in the ACC in 3-point shooting accuracy (49.2%), fourth in made 3-point field goals per game (2.5), scoring (16.7 ppg) and field goal percentage (50.4%), and eighth in free throw percentage (76.8%).
- Akil Mitchell ranks third in rebounding (8.8 rpg) and defensive rebounds per game (6.2), ninth in offensive rebounds per game (2.5), 10th in steals per game (1.3), and 21st in scoring (12.8 ppg).
- Darion Atkins ranks eighth in blocked shots per game (1.3).

ACC NOTES

- The Cavaliers rank first in the ACC in scoring defense (54.0), 3-point field goal percentage defense (29.8%) and 3-point field goal percentage (41.1%).
- In 12 ACC games, Joe Harris ranks first in 3-point field goal percentage (51.5%), second in scoring, (18.6 ppg) and third in field goal percentage (53.6%).

NATIONAL DEFENSIVE RANKINGS

Points/Game	54.0	4th
Fouls/Game	14.8	4th
Assists/Game	8.8	5th
Field Goals Made	470	7th
Points/Possession	0.88	8th
Possessions/40 Minutes	61.1	9th

- Jontel Evans ranks third in assists at 5.8 per game.
- Harris has led UVa in scoring in eight ACC games (14 at Clemson, 17 vs. Florida State, 22 vs. NC State, 18 at Georgia Tech, 21 vs. Clemson, 22 at Maryland, 26 vs. Virginia Tech and 27 at North Carolina).

AKIL HAS A FEEL

- Akil Mitchell is averaging career highs in points (12.8) and rebounds (8.8).
- Mitchell has eight double-doubles this season (15-13 vs. Delaware, 14-16 vs. Seattle, 11-10 at Wisconsin, 13-12 vs. Tennessee, 15-12 vs. Morgan State, 10-10 at Wake Forest, 14-12 vs. NC State and 13-12 at Georgia Tech).
- Mitchell has scored in double figures in 20 of 25 games.
- Mitchell has scored a career-high 20 points two times.
- Mitchell has led UVa in rebounds in 18 games.

RECORDS WATCH

- Jontel Evans needs 29 assists to move into eighth on UVa's career list.
- Evans needs 20 steals to tie for 10th on UVa's career list.
- Joe Harris needs three 3-pointers to rank sixth on UVa's career list.

FOUNTAIN OF YOUTH

- Five Virginia freshmen (Justin Anderson, Taylor Barnette, Teven Jones, Evan Nolte and Mike Tobey) have started at least one game this season.
- Anderson's ACC Rookie of the Week honor was Virginia's first since K.T. Harrell in 2010-11.
- Nolte leads the newcomers in scoring at 6.9 points per game, followed by Anderson (6.8), Tobey (6.5), Jones (3.0) and Barnette (2.5).
- UVa freshmen are averaging 23.4 points per game, which marks the most since Cavalier freshmen averaged 27.3 ppg in 2003-04.
- Three different freshmen have led UVa in scoring six times:
 - Mike Tobey (19) vs. Wofford (12/30/12)
 - Evan Nolte (18) at Virginia Tech (1/24/13)
 - Mike Tobey (17) vs. Seattle (11/17/12)
 - Justin Anderson (16) vs. Boston College (1/26/13)
 - Justin Anderson (14) vs. North Texas (11/20/12)
 - Mike Tobey (14) at Wake Forest (1/9/13)
- A freshman has led UVa in rebounding four times:
 - Justin Anderson (9) at Maryland (2/10/13)
 - Justin Anderson (9) vs. North Texas (11/20/12)
 - Evan Nolte (7) vs. Florida State, Jan. 19, 2013
 - Mike Tobey (6) and Evan Nolte (6) vs. Wofford, Dec. 30, 2012
- UVa started three freshmen (Anderson, Tobey and Barnette) in a game vs. George Mason for the first time in school history.

JUST-IN (ANDERSON) TIME

- Virginia is 3-1 since Justin Anderson was inserted into the starting lineup vs. Clemson (2/7/13).
- Anderson earned ACC Rookie of the Week honors after averaging 15.5 points, 5.0 rebounds, 2.5 assists and 1.5 steals in the wins over Clemson and Maryland (2/10/13).
- Anderson has scored 10 or more points in five of the last eight games and is averaging 10.3 ppg during that span.

CARRYING ON WITH DARION

- Forward Darion Atkins has missed five of the last nine games with a right leg injury.
- Atkins has started 12 games and is averaging 5.8 points, 3.9 rebounds and 1.3 blocks per game.
- He scored a career-best 17 points vs. Morgan State (12/19/12) and grabbed a career-high 11 rebounds vs. Green Bay (12/1/12).
- UVa is 9-3 with Atkins in the starting lineup.
- Atkins led UVa with 19 blocked shots last year and already has a team-leading 25 this season.

UVa Records Watch
CAREER ASSISTS

	Name	Career Assists
1.	John Crotty (1988-91)	683
2.	Jeff Jones (1979-82)	598
3.	Sean Singletary (2005-08)	587
4.	Donald Hand (1998-01)	529
5.	Othell Wilson (1981-84)	493
6.	Harold Deane (1994-97)	468
7.	John Johnson (1985-88)	426
8.	Cory Alexander (1992-95)	401
9.	Jontel Evans (2010-pres.)	373
10.	Barry Parkhill (1971-73)	369

CAREER STEALS

	Name	Career Steals
1.	Othell Wilson (1981-84)	222
2.	Sean Singletary (2005-08)	200
3.	Jeff Jones (1979-82)	189
	Chris Williams (1999-02)	189
5.	Harold Deane (1994-97)	179
	Donald Hand (1998-01)	179
7.	Bryant Stith (1989-92)	177
8.	Richard Morgan (1986-89)	160
9.	Adam Hall (1999-02)	157
10.	Sammy Zeglinski (2008-12)	156
	* Jontel Evans (2010-pres.)	136

CAREER 3-POINTERS

	Name	Career 3FGs
1.	Curtis Staples (1995-98)	413
2.	Harold Deane (1994-97)	237
3.	Sean Singletary (2005-08)	222
4.	J.R. Reynolds (2004-07)	221
5.	Sammy Zeglinski (2008-12)	200
6.	John Crotty (1988-91)	179
7.	Joe Harris (2011-pres.)	177
8.	Devin Smith (2003-05)	161
9.	Adrian Joseph (2005-08)	158
10.	Donald Hand (1998-01)	156
	Todd Billet (2003-04)	156

**CAREER 3FG PERCENTAGE
(MIN 100 3FG MADE)**

	Name	FG-FGA	FG%
1.	Joe Harris (2011-pres.)	177-413	.429
2.	Keith Friel (2000-01)	107-254	.421
3.	Todd Billet (2003-04)	156-398	.392
4.	Curtis Staples (1995-98)	413-1079	.383
5.	Roger Mason, Jr. (2000-02)	137-365	.375
6.	J.R. Reynolds (2004-07)	221-610	.362
	Sean Singletary (2005-08)	222-614	.362
8.	Bryant Stith (1989-92)	114-323	.353
	Devin Smith (2003-05)	161-456	.353
10.	Richard Morgan (1986-89)	132-375	.352
	Chris Williams (1999-02)	130-369	.352
	Sammy Zeglinski (2008-12)	200-568	.352

HOLDING FOES UNDER 50

- Virginia is 8-0 this season when holding opponents under 50 points.
- Virginia is 25-1 when holding opponents under 50 points in the Tony Bennett era.
- Last season, Virginia set an ACC record during the shot clock era by holding 11 opponents under 50 points last season.
- The 11 games of holding opponents under 50 points were the most for the Cavaliers in a season since holding 16 opponents under 50 points in 1945-46.

THE ELECTRIC 70s

- Virginia is 33-3 when scoring at least 70 points under Tony Bennett.
- The Cavaliers are 38-45 over the past four seasons when scoring under 70 points.

60 IS THE NEW 70

- UVa is 14-3 when scoring at least 60 points and 4-4 when scoring under 60 points.
- Last season, Virginia was 18-2 when scoring at least 60 points and 4-8 when scoring under 60 points.

NOT SO FAST BREAK

- Virginia has held 24 of its 25 opponents to fewer than 10 fast break points.
- The Cavaliers held Wisconsin, Mississippi Valley State, Wake Forest, Clemson, Florida State and Virginia Tech without a fast break point.

CLEANING THE GLASS

- Virginia, which is averaging 32.3 rebounds per game, has outrebounded its opponent in 15 of 25 games and is 12-3 in those games.
- The Cavaliers have grabbed eight or more offensive rebounds in 13 games.
- Akil Mitchell leads Virginia in offensive rebounds (63), defensive rebounds (156) and total rebounds (219).

THERE'S NO PLACE LIKE HOME AT JPJ

- Virginia is 88-32 (.733) in seven seasons at John Paul Jones Arena.
- The Cavs are 15-1 this season at JPJA after posting a 13-3 record last season.
- UVa's current 14-game home winning streak established a new record at JPJA and is the longest home winning streak by the Cavaliers since a 14-game streak over two seasons, from Jan. 2001 to Dec. 2001.
- Virginia is 50-16 (.757) at home under head coach Tony Bennett.

NOTE WORTHY

- The Cavs are 18-5 when limiting opponents to less than 50 percent shooting from the field.
- UVa is 11-2 when shooting 70 percent or better from the free throw line.
- Virginia reserves have scored 10 or more points in 24 of 25 games.
- UVa has used eight different starting lineups this season.
- Joe Harris and Akil Mitchell have started every game.
- UVa has more blocked shots this season (110) than all of last season (88).
- The 84 combined points in the Virginia-Tennessee game tied for the lowest total in UVa history during the shot-clock era.
- UVa allowed under 40 points for two straight games (vs. Tennessee and Mississippi Valley State) for the first time since 1948-49 (38 by Langley Field, 39 by Richmond Royals).
- The Cavaliers held Florida State to 36 points, tying a school record for least points allowed to an ACC opponent (NC State, 36, Feb. 10, 1982)

LONG RANGE BOMBERS

- Virginia is shooting a school-record 41.1 percent from 3-point land, eclipsing the 38.8 percent accuracy set in 2010-11.
- The Cavaliers made a season-high 12 3-pointers at North Carolina (2/16/13).
- Virginia has made 10 or more 3-pointers in three of its last four games and five overall.
- Virginia has shot 50 percent or better from 3-point range in seven games (North Texas, Green Bay, Wofford, North Carolina (2), Florida State and Maryland).
- Harris has made at least one 3-pointer in 15 consecutive games and in 23-of-25 games.
- The Cavaliers set a John Paul Jones Arena team record for 3-point shooting percentage in a game by drilling 8-of-11 (72.7%) shots beyond the arc vs. North Texas (11/20/12).

MEDIA INFORMATION**PRESS CREDENTIALS**

Media members interested in obtaining season or game credentials should contact Erich Bacher via email at bacher@virginia.edu, office phone (434) 982-5530 or cell phone (720) 318-5538. Please allow ample time for credentials to be mailed to you. We would like to receive credential requests no later than 10 days prior to the game if at all possible. Credentials that can't be mailed will be held for pickup at the will call window at John Paul Jones Arena. You must have a press pass to be admitted to the media area and the press room.

PHOTO CREDENTIALS

All photographers and camera operators must wear a visible credential issued by the Virginia athletics media relations office. Photographers work from the baselines at both ends of the court at John Paul Jones Arena. Live television is given top priority for court-side space.

PRESS PARKING

Press parking passes are provided upon request on a limited basis. If you need a parking pass, please be sure to inform the UVa athletics media relations office when making your press or photo credential request.

INTERVIEWS

All requests for interviews with Virginia basketball coaches and players should be made through Erich Bacher in the athletics media relations office. It is requested you allow the athletics media relations staff at least one day, preferably longer, to arrange an interview.

POSTGAME INTERVIEWS

Virginia head coach Tony Bennett and the visiting head coach will meet with media representatives in the press room after each game at John Paul Jones Arena. The first coach will be available in the press room approximately 10 minutes after the conclusion of the game and the second coach will be in the press room approximately 20 minutes after the game. Virginia players will be available in the team meeting room adjacent to the men's basketball locker room after home games.

RADIO

Each visiting school is allowed one free radio broadcast from John Paul Jones Arena. The Virginia athletics media relations office provides two ISDN lines and three business touchtone lines for use by the visiting broadcast crew. Radio network crews work from a court-side location at the scorer's table. Three seats are available at the table and one seat behind the visitor's broadcast location.

GAME SERVICES

Information packets are available before each game at John Paul Jones Arena, and a full statistical summary and play-by-play sheets are distributed at halftime and after the game. Quotes from both coaches and two or three players from each team will be available at the conclusion of the game. A pregame meal is served for working members of the media in the press room on the event level of John Paul Jones Arena.

TELEPHONES/WIRELESS

The Virginia athletics media relations office will have a limited number of telephones available for postgame reporting. Should you require your own telephone for game coverage, please contact Darlene Craig or Jim Daves in the Virginia athletics media relations office. A wireless network is available at John Paul Jones Arena for visiting media. A UVa media relations representative will provide login directions.

ALL-TIME VS. ACC OPPONENTS

• Virginia is 509-679 all-time against current ACC members (9-6 vs. Boston College, 69-52 vs. Clemson, 84-53 vs. Virginia Tech, 48-115 vs. Duke, 18-21 vs. Florida State, 34-39 vs. Georgia Tech, 72-106 vs. Maryland, 5-9 vs. Miami, 50-128 vs. UNC, 59-81 vs. NC State and 60-70 vs. Wake Forest.)

VIRGINIA PICKED 7TH IN THE ACC

• Virginia was selected seventh in the preseason poll at ACC Operation Basketball.
 • The Cavaliers, who were picked fourth and finished fourth last season, have finished at or higher than their predicted finish in each of the last four seasons.
 • NC State is the preseason favorite, followed by Duke, North Carolina, Florida State, Miami, Maryland, Virginia, Clemson, Georgia Tech, Virginia Tech, Wake Forest and Boston College.

INSIDE THE EIGHT-GAME WINNING STREAK

• UVA's eight-game winning streak was its best since last year's 11-game winning streak from Nov. 19, 2011-Jan. 7, 2012.
 • UVA shot 48 percent from the floor, 39.8 percent from the 3-point line and 75.7 percent from the free-throw line during the streak.
 • UVA averaged 67.6 points per game and allowed 48.8 points per game during the streak.
 • The Cavaliers limited opponents to 32.2 percent shooting from the floor and 24.4 percent from the 3-point line during the streak.
 • Akil Mitchell led UVA in scoring during the streak at 13.9 points per game.

NONCONFERENCE RECAP

• UVA is 10-3 in nonconference action this season and 42-17 in nonconference play in four years under head coach Tony Bennett.
 • UVA started the season 1-2 in nonconference action without point guards Jontel Evans and Teven Jones.
 • UVA has posted nonconference wins vs. Fairfield (54-45), Seattle (83-43), Lamar (63-44), North Texas (80-64), Wisconsin (60-54), Green Bay (67-51), Tennessee (46-38), Mississippi Valley State (67-39), Morgan State (75-57) and Wofford (74-39).

BROGDON TO REDSHIRT THIS SEASON

• Sophomore guard Malcolm Brogdon is redshirting this season while recovering from successful foot surgery performed on March 7.
 • Brogdon averaged 6.7 points and 2.8 rebounds per game in 28 games last season.

PERRANTES AND HALL SIGN WITH VIRGINIA

• Virginia signed standout guards London Perrantes (Woodland Hills, Calif.) and Devon Hall (Virginia Beach, Va.) to National Letters of Intent on Nov. 14.
 • Perrantes is ranked No. 86 on ESPN's Top 100 recruiting list for 2013, while Hall is ranked No. 77 on Rivals.com's Prospect Ranking list.

ABOUT THE 2012-13 SCHEDULE

• Three of Virginia's opponents are ranked in this week's national polls (No. 2/2 Miami, Fla., No. 6/6 Duke and No. 19/17 Wisconsin), while one is receiving votes (NC State).
 • Six opponents earned 2012 NCAA Tournament berths, while three participated in the College Basketball Invitational and two in the National Invitation Tournament.

EUROPEAN TOUR RECAP

• The Cavaliers posted a 2-3 mark during their five-game European Tour this past August.
 • UVA competed against teams from the Netherlands, Belgium and France. Joe Harris led Virginia in scoring in Europe, averaging 15.6 points per game, while Jontel Evans averaged 7.8 assists per game. Akil Mitchell was UVA's top rebounder, pulling down 50 boards in the five games.

ON THE HORIZON

• Virginia hosts Georgia Tech on Sunday, Feb. 24. Tipoff at John Paul Jones Arena is set for 2 p.m. and the game will be televised by the ACC Network.

Virginia's Record When...

	All	ACC
Leading at the half:	14-2	5-1
Trailing at the half:	4-4	3-2
Tied at the half:	0-1	0-1
Playing Overtime	-	-
Shooting 50% or better	9-1	4-1
Shooting between 40-49.9%	8-1	4-1
Shooting less than 40%	1-5	0-2
Opponents shoot 50% or better	0-2	0-1
Opponents shoot less than 50%	18-5	8-3
UVA outrebounds its opponent	12-3	3-1
Opponent outrebounds UVA	5-4	4-3
Teams are tied in rebounds	1-0	1-0
UVA has 10 or more steals	-	-
UVA shoots 70% FT or better	11-2	4-1
UVA shoots less than 70% FT	7-5	4-3
Scoring less than 50 points	1-1	0-1
Scoring 50-59 points	3-3	2-1
Scoring 60-69 points	6-2	2-1
Scoring 70-79 points	5-0	3-0
Scoring 80-89 points	3-1	1-1
Scoring more than 90 points	-	-
Allowing less than 50 points	8-0	2-0
Allowing 50-59 points	8-3	5-2
Allowing 60-69 points	2-3	1-1
Allowing 70-79 points	-	-
Allowing 80-89 points	-	-
Allowing 90 or more points	0-1	0-1
Playing in John Paul Jones Arena	15-1	6-0
Playing on the road	3-5	2-4
Playing on a neutral court	0-1	-
Game decided by 1-4 points	1-3	1-1
Game decided by 5-10 points	4-2	1-1
Game decided by 11 or more pts	13-2	6-2
Playing at night	11-4	5-1
Playing in the afternoon	7-3	3-3
Playing on Monday	2-0	-
Playing on Tuesday	3-1	2-0
Playing on Wednesday	3-1	0-1
Playing on Thursday	2-0	2-0
Playing on Friday	0-1	-
Playing on Saturday	5-3	2-2
Playing on Sunday	3-1	2-1
Playing in November	5-2	-
Playing in December	5-1	-
Playing in January	5-2	5-2
Playing in February	3-2	3-2
Playing in March	-	-
Playing on TV	11-6	8-4
Playing Online	5-1	-

ON THE AIR THIS SEASON

- Most of Virginia's games this season will be broadcast either on television or online this season. The only games that were not broadcast were the NIT Season Tip-Off consolation games on Nov. 19-20.
- All games will be broadcast on the Virginia Sports Radio Network with Dave Koehn (play-by-play) and Ted Jeffries (analyst) calling the action.

ACC COACHES TELECONFERENCE


The 12 ACC head basketball coaches will be featured on nine Monday teleconferences during the 2012-13 season. The season's first teleconference took place on Monday, January 7, 2013, and continues through Monday, March 11. Each coach will have 10 minutes to make an opening statement and answer questions. There will be an instant replay of each teleconference on the Conference's internet site TheACC.com each Monday afternoon.

Jeff Bzdelik, Wake Forest	10:30
James Johnson, Virginia Tech	10:40
Tony Bennett, Virginia	10:50
Mark Gottfried, NC State	11:00
Roy Williams, North Carolina	11:10
Jim Larranaga, Miami	11:20
Mark Turgeon, Maryland	11:30
Brian Gregory, Georgia Tech	11:40
Leonard Hamilton, Florida State	11:50
Mike Krzyzewski, Duke	12:00
Brad Brownell, Clemson	12:10
Steve Donahue, Boston College	12:20

If you need the telephone number to access the teleconference, please contact the Virginia athletics media relations office.

Head Coach Tony Bennett
4TH SEASON AT VIRGINIA

Alma Mater: Green Bay '92
Hometown: Green Bay, Wis.


CAREER HEAD COACHING RECORD

71-48 4 seasons at Virginia
69-33 3 seasons at Washington State
140-81 7 seasons

AT VIRGINIA

- First coach in Virginia history to win his first three ACC games
- Has improved Virginia's record in each of his first three seasons (15 wins in 2009-10, 16 wins in 2010-11 and 22 wins in 2011-12)
- Recorded his 100th career win at Maryland in the 2010-11 regular-season finale

AT WASHINGTON STATE

- 2007 National Coach of the Year
- Led WSU to the 2007 and 2008 NCAA Tournaments
- 2008 NCAA Sweet Sixteen
- Led WSU to the highest ranking in school history (No. 4)

PLAYING CAREER

- Played for his father, Dick Bennett, at Green Bay
- Two-time Mid-Continent Conference Player of the Year
- Finished career as the all-time leading scorer in conference history with 2,285 points
- Still the NCAA career 3-point percentage leader at 49.7 percent
- 1992 Frances Pomeroy Naismith Award (best senior player under six-feet tall)
- 1992 GTE Academic All-American of the Year
- Played three seasons in the NBA with Charlotte Hornets (1992-95)
- One of 18 active Division I head coaches who played in the NBA

Bennett's Year-by-Year Coaching Record

Year	School	Record	Conference	Postseason
2006-07	Washington State	26-8	13-5	NCAA 2nd Round
2007-08	Washington State	26-9	11-7	NCAA Sweet 16
2008-09	Washington State	17-16	8-10	NIT First Round
2009-10	Virginia	15-16	5-11	
2010-11	Virginia	16-15	7-9	
2011-12	Virginia	22-10	9-7	NCAA Second Round
2012-13	Virginia	18-7	8-4	
Totals		140-81	61-53	

Coach's Corner Radio Show

- The Farm Bureau Insurance Coach's Corner with Tony Bennett and the "Voice of the Cavaliers" Dave Koehn at the Wild Wing Cafe in Charlottesville airs on the Virginia Sports Radio Network and at VirginiaSports.com throughout the basketball season.
- The schedule for the Coach's Corner is as follows: Dec. 3, 10, 17; Jan. 2, 7, 14, 21, 28; Feb. 4, 11, 20, 25; March 4, 11, 18, 25 and April 1.

No.	Player	Pos.	Yr.	Ht.	Wt.	Hometown	PPG	RBG	A	BLK	STL	MPG
0	Doug Browman (<i>Brow-man</i>) • Has played in seven ACC games	G	Sr.	5-11	171	Midlothian, Va.	0.1	0.9	13	0	1	6.8
1	Jontel Evans • Scored a season-high 12 points at North Carolina (2/16/13) and has missed nine games with a foot injury	G	Sr.	5-11	193	Hampton, Va.	4.1	2.4	80	0	12	26.3
2	Paul Jespersen (<i>JESS-per-sen</i>) • Averaging 9.7 points per game in the last three games	G	So.	6-6	198	Merrill, Wis.	4.9	2.1	28	13	15	25.8
4	Taylor Barnette • Has made six 3-pointers in his last five games	G	Fr.	6-3	172	Lexington, Ky.	2.5	0.6	15	0	0	11.0
5	Teven Jones • Has started nine games and is now backing up Evans at point guard	G	R-Fr.	6-0	180	Kannapolis, N.C.	3.0	0.8	32	2	14	16.1
10	Mike Tobey • Has missed the last four games and is out indefinitely with mononucleosis	F/C	Fr.	6-11	227	Monroe, N.Y.	6.5	2.5	10	12	2	13.5
11	Evan Nolte • Established career high in points (18), 3-pointers (5) and steals (4) at Virginia Tech (1/24/13)	F	Fr.	6-8	207	Milton, Ga.	6.9	2.7	29	13	21	21.5
12	Joe Harris • Leads the team in scoring, 3-point field goals (63) and 3-point field goal percentage (49.2%)	G	Jr.	6-6	223	Chelan, Wash.	16.7	4.0	56	14	21	31.4
13	Anthony Gill • Sitting out 2012-13 season after transferring from South Carolina	F	So.	6-8	229	Charlotte, N.C.	--	--	--	--	--	--
21	Justin Miller • Joined the team as a walk-on after transferring from Missouri. Has not played yet this season	G	Fr.	6-1	175	Columbia, Mo.	--	--	--	--	--	--
22	Malcolm Brogdon • Redshirting the 2012-13 season while recovering from foot surgery	G	So.	6-5	210	Norcross, Ga.	--	--	--	--	--	--
23	Justin Anderson • Named ACC Rookie of the Week Feb. 12 and scored a career-high 17 points at Maryland (2/10/13)	G	Fr.	6-6	226	Montross, Va.	6.8	3.2	57	21	20	21.9
24	Caid Kirven • Has seen action in three ACC games	F	Fr.	6-8	217	Raleigh, N.C.	0.0	0.6	0	0	0	2.4
25	Akil Mitchell (<i>Ah-keel</i>) • Averaging a career-high 12.6 points, 8.8 rebounds and 1.3 steals per game	F	Jr.	6-8	230	Charlotte, N.C.	12.8	8.8	38	10	33	30.0
30	Thomas Rogers • Played in seven games	G	Jr.	6-6	206	Farmville, Va.	0.0	0.6	2	0	0	2.4
32	Darion Atkins (<i>Derry-on</i>) • Leads the team with 25 blocked shots and is third in rebounding at 3.9 per game	F	So.	6-8	225	Clinton, Md.	5.8	3.9	9	25	10	18.4

Head Coach:
Tony Bennett (Green Bay '92 / fourth season at Virginia)

Associate Head Coach:
Ritchie McKay (Seattle Pacific '87 / fourth season at Virginia)

Assistant Coaches:
Ron Sanchez (SUNY-Oneonta '97 / fourth season at Virginia)

Jason Williford (Virginia '95 / fourth season at Virginia)

Director of Basketball Operations:
Brad Soucie (Christian Heritage '91 / fourth season at Virginia)

Asst. AD for Men's Basketball Administration:
Ronnie Wideman (Washington State '06 / fourth season at Virginia)

Graduate Manager:
Mark Vershaw (Wisconsin '01 / first season at Virginia)

Technology & Scouting Assistant:
Marlon Stewart (Washington State '08 / first season at Virginia)

Strength and Conditioning Coach:
Mike Curtis (Virginia '98 / fourth season at Virginia)

Athletic Trainer:
Ethan Saliba (Kansas '79 / 30th year at Virginia)

Virginia's Game-by-Game Starting Lineup

Opponent	Guard	Guard	Guard	Forward	Forward	Record	Opponent	Guard	Guard	Guard	Forward	Forward	Record
@ GMU	Barnette	Harris	Anderson	Mitchell	Tobey	0-1	North Carolina	Jones	Harris	Jespersen	Mitchell	Atkins	7-1
Fairfield	Barnette	Harris	Jespersen	Mitchell	Atkins	1-0	@ Wake Forest	Evans	Harris	Jespersen	Mitchell	Atkins	1-1
Delaware	Anderson	Harris	Jespersen	Mitchell	Nolte	0-1	@ Clemson	Evans	Harris	Jespersen	Mitchell	Atkins	1-2
Seattle	Anderson	Harris	Jespersen	Mitchell	Nolte	1-1	Florida State	Evans	Harris	Jespersen	Mitchell	Nolte	1-0
Lamar	Jones	Harris	Jespersen	Mitchell	Nolte	1-0	@ Virginia Tech	Evans	Harris	Jespersen	Mitchell	Nolte	2-0
North Texas	Jones	Harris	Jespersen	Mitchell	Atkins	1-0	Boston College	Evans	Harris	Jespersen	Mitchell	Nolte	3-0
@ Wisconsin	Jones	Harris	Jespersen	Mitchell	Atkins	2-0	NC State	Evans	Harris	Jespersen	Mitchell	Nolte	4-0
Green Bay	Jones	Harris	Jespersen	Mitchell	Atkins	3-0	@ Georgia Tech	Evans	Harris	Jespersen	Mitchell	Nolte	4-1
Tennessee	Evans	Harris	Jespersen	Mitchell	Atkins	1-0	Clemson	Evans	Harris	Jespersen	Mitchell	Anderson	1-0
MVSU	Jones	Harris	Jespersen	Mitchell	Atkins	4-0	@ Maryland	Evans	Harris	Jespersen	Mitchell	Anderson	2-0
Morgan State	Jones	Harris	Jespersen	Mitchell	Atkins	5-0	Virginia Tech	Evans	Harris	Jespersen	Mitchell	Anderson	3-0
vs. ODU	Jones	Harris	Jespersen	Mitchell	Atkins	5-1	@ No. Carolina	Evans	Harris	Jespersen	Mitchell	Anderson	3-1
Wofford	Jones	Harris	Jespersen	Mitchell	Atkins	6-1							

The Last Time

VIRGINIA INDIVIDUALS

- **Scored 30 points:** Mike Scott (35) at Maryland (3/4/12)
- **Scored 40 points:** Sean Singletary (41) at Miami (3/1/08)
- **Two players with 20 points:** Joe Harris (20) and Akil Mitchell (20) vs. Green Bay (12/1/12)
- **Three players with 20 points:** Chris Williams (27), Roger Mason, Jr. (22) and Donald Hand (20) vs. Duke (1/5/00)
- **Four players with 20 points:** Chris Williams (23), Donald Hand (22), Adam Hall (21), and Travis Watson (20) vs. Georgetown (3/15/00)
- **A player with back-to-back 25-point games:** Joe Harris, 26 vs. Virginia Tech (2/12/13), 27 at North Carolina (2/16/13)
- **One player scored in double figures:** Joe Harris (14) at Clemson (1/12/13)
- **No players scored in double figures:** vs. Maryland (1/27/11)
- **Five players scored in double figures:** Justin Anderson (14), Teven Jones (13), Evan Nolte (13), Joe Harris (12), Darion Mitchell (10) vs. North Texas (11/20/12)
- **Six players scored in double figures:** Sean Singletary (27), Adrian Joseph (13), Jamil Tucker (13), Mamadi Diane (12), Calvin Baker (11), Laurynas Mikalauskas (11), vs. Maryland (3/9/08)
- **Seven players scored in double figures:** Cornel Parker (20), Junior Burrough (15), Ted Jeffries (14), Cory Alexander (13), Jason Williford (12), Yuri Barnes (11) and Doug Smith (11) vs. Clemson (1/13/93)
- **Had 15 rebounds:** Akil Mitchell (16) vs. Seattle (11/17/12)
- **Had 20 rebounds:** Travis Watson (20) vs. Wofford (1/2/03)
- **Had 25 rebounds:** Bob Mortell (25) vs. Washington & Lee (2/27/60)
- **Two players with 10 rebounds:** Akil Mitchell (12) and Mike Scott (10) vs. NC State (3/9/11)
- **Three players with 10 rebounds:** Yuri Barnes (13), Jason Williford (12) and Junior Burrough (11) vs. Rice (12/4/93)
- **Double-Double:** Akil Mitchell (13 pts, 12 rebs) at Georgia Tech (2/3/13)
- **Two players had a double-double:** Mike Scott (23 pts, 10 rebs) and Akil Mitchell (10 pts, 12 rebs) vs. NC State (3/9/12)
- **Three players had a double-double:** Jason Williford (10 pts, 15 rebs), Ted Jeffries (23 pts, 10 rebs), and Cornel Parker (11 pts, 11 rebs) at William & Mary (1/25/93)
- **Double-Double with points and assists:** Sean Singletary (22 pts, 10 assts) vs. Old Dominion (3/24/08)
- **Triple-Double:** Ralph Sampson (15 pts, 22 rebs, 10 blks) vs. Old Dominion (12/29/79)
- **Four Double-Doubles in a row:** Mike Scott [5 in a row] (27 pts, 15 rebs) vs. Oklahoma (11/23/10), (16 pts, 10 rebs) vs. Wichita State (11/24/10), (17 pts, 12 rebs) at Minnesota (11/29/10), (21 pts, 13 rebs) at Virginia Tech (12/5/10), (10 pts, 13 rebs) vs. Radford (12/7/10)
- **20 points and 20 rebounds:** Travis Watson (21 pts, 20 rebs) vs. Wofford (1/2/03)
- **10 assists:** Jontel Evans (10) vs. Howard (1/4/11)
- **5 Blocked Shots:** Assane Sene (5) at Boston College (1/19/11)
- **5 Steals:** Jontel Evans (5) vs. Green Bay (12/1/12)
- **Led UVA in Points, Rebounds and Assists:** Joe Harris (19 pts, 8 rebs, 3 assts) vs. at George Mason (11/9/12)
- **Hit a last second shot to win a game:** Sean Singletary vs. Duke (2/1/07) [jumper with one second in OT]; J.R. Reynolds vs. Loyola Marymount (12/23/04) [layup with 1.5 seconds in regulation]
- **Played every minute:** Sylvan Landesberg (45) vs. Clemson (2/15/09)
- **Played 40 or more minutes:** Mike Scott (44), Sammy Zeglinski (44), Jontel Evans (42) at Maryland (3/4/12)

VIRGINIA TEAM

- **Won in Overtime:** at Maryland, 75-72 (3/4/12)
- **Lost in Overtime:** vs. Miami, 62-69 (3/10/11)
- **Played Two Overtimes:** vs. Maryland, L 89-92 (2/19/05)
- **Played Three Overtimes:** vs. Georgetown, L 111-115 (3/15/00)
- **Shot 70 percent for a Half:** 77.3% (17-22) vs. Boston College - 2nd Half (1/26/13)
- **Shot 60 percent in a Game:** 63.8% (30-47) vs. Wofford (12/30/12)
- **Shot less than 30 percent in a Game:** 28.6% (16-56) vs. Duke (2/16/11)
- **Shot 90 percent from the free throw line:** 100% (11-11) vs. Lamar (11/19/12)
- **Shot 50 percent from 3-point line:** 57.1% (12-21) at North Carolina (2/16/13)
- **Shot less than 30 percent in a half:** 28.6% (8-28) in 2nd Half at Georgia Tech (2/3/13)
- **Shot less than 20 percent in a half:** 16.7% (4-24) in 2nd Half vs. Radford (12/7/10)
- **Shot 55 percent or better and lost:** 58.5% (31-53) at North Carolina (2/16/13)
- **Attempted 50 FTs:** 52 (made 34) vs. Howard (12/12/94)
- **Made 30 FTs:** 31 (36 att.) vs. Tennessee (3/18/07)
- **Made 10 3-pt FGs:** 12 at North Carolina (2/16/13)
- **Failed to make a 3-pt FG:** vs. Drake (11/21/11)
- **Had 50 rebounds:** 50 vs. North Carolina (1/15/09)
- **Had 25 assists:** 27 vs. Howard (11/21/01)
- **Had 15 steals:** 16 vs. NC State (2/24/08)
- **Had 10 blocks:** 10 at Virginia Tech (1/10/09)
- **Scored 50 pts in a half:** 58 at Minnesota, 2nd half (11/29/10)
- **Scored 60 pts in a half:** 60 vs. Gonzaga, 1st half (1/3/07)
- **Scored 70 pts in a half:** 70 vs. Coastal Carolina, 2nd half (11/20/00)
- **Scored 100 pts (ACC):** 103 vs. Maryland (1/16/07)
- **Scored 100 pts (non-conf):** 107 vs. VMI (11/16/08)
- **Scored under 20 pts in 1st half:** 15 vs. Delaware (11/13/12)
- **Scored under 20 pts in 2nd half:** 16 vs. BC (2/26/11)
- **Scored under 50 pts in a game:** 46 vs. Tennessee (12/5/12)

OPPONENT INDIVIDUALS

- **Scored 30 points:** Erick Green (35), Virginia Tech (1/24/13)
- **Scored 35 points:** Erick Green (35), Virginia Tech (1/24/13)
- **Scored 40 points:** J.J. Redick (40), Duke (1/28/06)
- **Scored 50 points:** Len Chappell (50), Wake (2/12/62)
- **Two players with 20 points:** Kyle Singler (21) and Jon Scheyer (20), Duke (2/28/10)
- **Three players with 20 points:** Seth Curry (26), Kyle Ohman (26), Anthony Smith (21), Liberty (11/25/08)
- **Two players with 30 points:** Trevor Powell (31) and Tony Smith (31), Marquette (2/3/90)
- **No players scored in double figures:** Florida State (1/19/13)
- **Five players scored in double figures:** Isaiah Thomas (18), C.J. Wilcox (17), Abdul Gaddy (12), Terrence Ross (12), Justin Holiday (11), Washington (11/22/10)
- **Six players scored in double figures:** C.J. Harris (15), Ari Stewart (12), Travis McKie (12), J.T. Terrell (11), Ty Walker (11), Gary Clark (10), at Wake Forest (1/29/11)
- **Seven players scored in double figures:** Stanley Burrell (15), Drew Lavender (13), C.J. Anderson (12), B.J. Raymond (12), Josh Duncan (11), Charles Bronson (11), and Jason Love (10), at Xavier (1/3/08)
- **Double-Double:** C.J. Leslie (20 pts, 14 rebs) & Richard Howell (12 pts, 11 rebs), NC State (1/29/13)

- **Double-Double with points and assists:** Eric Hayes (10 pts, 11 assts), at Maryland (1/20/09)
- **Two players had a double-double:** C.J. Leslie (20 pts, 14 rebs) & Richard Howell (12 pts, 11 rebs), NC State (1/29/13)
- **Had 15 rebounds:** Janelle Hagins (16), Delaware (11/13/12)
- **Had 20 rebounds:** Tim Duncan (23), Wake (2/22/97)
- **Had 10 assists:** Eric Hayes (11), at Maryland (1/20/09)
- **5 Blocked Shots:** Alex Len (5), at Maryland (2/10/13)
- **5 Steals:** Seth Allen (5), at Maryland (2/10/13)
- **Hit a last second shot to win a game:** Ian Miller of Florida State (3/1/12) [0.8 seconds in regulation]

OPPONENT TEAM

- **Shot less than 30 percent in a Game:** 19% (11-58), Mississippi Valley State (12/8/12)
- **Shot less than 30 percent in a Game (ACC):** 26.9% (14-52), Maryland (2/18/12)
- **Shot 60 percent in a Game:** 63.8% (37-58), at Xavier (1/3/08)
- **Shot 55 percent or better and lost:** 55.3% (26-47), Cleveland State (1/25/09)
- **Scored 100 pts:** 106, Washington (11/22/10)
- **Scored 90 pts in an ACC game:** 93, North Carolina (2/16/13)
- **Scored 60 pts in a half:** 60, at Miami, 2nd half (3/1/08)
- **Scored 50 pts in a half:** 53, at North Carolina, 2nd half (2/16/13)
- **Scored under 20 pts in 1st half:** 10, Clemson (2/7/13)
- **Scored under 20 pts in 2nd half:** 17, Mississippi Valley State (12/8/12)
- **Scored under 50 pts in a game:** 41, Clemson (2/7/13)
- **Had 25 assists:** 27, at Xavier (1/3/08)
- **Had 15 steals:** 15, VMI (11/16/08)
- **Had 10 blocks:** 10 at Maryland (3/5/11)
- **Failed to make a 3-pt FG:** vs. Arizona State (11/27/99)

VIRGINIA 81 February 16, 2013
NO. CAROLINA 93 Dean Smith Center • Chapel Hill, N.C.

VIRGINIA (18-7, 8-4 ACC)

Player	FG	3FG	FT	O-D	Reb	PF	Pts	A	TO	Blk	Stl	Min
Mitchell (F)	3-7	0-0	3-4	0-9	9	4	9	0	2	0	0	29
Jespersion (G)	3-5	3-5	0-0	0-2	2	4	9	0	1	0	2	26
Harris (G)	10-13	4-6	3-3	0-2	2	4	27	1	3	1	2	33
Anderson (G)	4-9	0-1	0-2	0-2	2	1	8	5	1	1	0	32
Evans (G)	5-7	1-2	1-2	0-1	1	3	12	5	6	0	2	33
Nolte	2-5	2-5	0-0	0-2	2	3	6	0	0	0	1	26
Barnette	1-1	1-1	0-0	0-0	0	1	3	0	0	0	0	4
Jones	1-2	1-2	0-0	0-0	0	1	3	1	1	0	0	8
Atkins	2-4	0-0	0-0	2-1	3	0	4	0	0	0	0	8
Browman	0-0	0-0	0-0	0-0	0	0	0	0	0	0	0	1
				1-2	3							
TOTALS	31-53	12-21	7-11	3-21	24	21	81	12	14	2	7	200
	.585	.571	.636									


NORTH CAROLINA (17-8, 7-5 ACC)

Player	FG	3FG	FT	O-D	Reb	PF	Pts	A	TO	Blk	Stl	Min
Bullock (F)	3-8	3-7	2-4	2-1	3	2	11	4	1	1	4	36
McAdoo (F)	4-10	0-0	1-4	2-8	10	3	9	1	3	1	1	30
Hairston (G)	8-14	6-12	7-8	2-5	7	3	29	0	0	0	1	29
Strickland (G)	3-5	0-0	6-8	0-1	1	1	12	6	1	0	1	30
Paige (G)	4-9	3-5	6-6	1-3	4	0	17	3	2	0	2	30
Johnson	3-4	0-0	0-0	1-3	4	1	6	0	0	0	1	11
McDonald	3-7	1-4	0-0	1-0	1	0	7	2	0	0	0	18
Tokoto	0-0	0-0	0-0	0-0	0	0	0	1	0	0	0	3
Hubert	0-0	0-0	0-0	0-0	0	0	0	0	0	0	1	1
Simmons	0-0	0-0	0-0	1-0	1	1	0	0	0	0	0	8
Moody	0-0	0-0	0-0	1-0	1	0	1	1	0	0	0	1
Tanner	1-1	0-0	0-0	0-0	0	0	2	0	0	0	0	1
Manor	0-1	0-0	0-0	0-0	0	0	0	0	0	0	0	1
Robinson	0-0	0-0	0-0	0-0	0	0	0	0	0	0	0	1
				1-0	1							
TOTALS	29-59	13-28	22-30	11-22	33	11	93	18	7	2	11	200
	.492	.464	.733									

VIRGINIA	40	41	81	Officials:	Les Jones, Tim Kelly, Jerry Heater
NORTH CAROLINA	40	53	93	Technicals:	None
				Attendance:	20,616

DOUG BROWMAN

#0



Senior • Guard • 5-11 • 176 • Midlothian, Va. • Montrose Christian

2012-13 SEASON:

- Had three rebounds and two assists in 11 minutes off the bench at George Mason (11/9/12)
- Played eight minutes vs. Delaware (11/13/12)
- Played a career-high 13 minutes vs. Mississippi Valley State (12/8/12)
- Contributed career bests in assists (6) and minutes (23) vs. Wofford (12/30/12)
- Earned a scholarship for the Spring Semester of 2013
- Has played in seven ACC games

SINGLE GAME BESTS

POINTS

Season: 1 vs. Seattle (11/17/12)
 Career: 3 on three occasions
 ACC: 3 vs. Maryland (2/18/12)

REBOUNDS

Season: 3 at George Mason (11/9/12)
 Career: 3, 2x last at George Mason (11/9/12)
 ACC: 3 at Georgia Tech (1/19/12)

FG MADE

Season: --
 Career: 1 on four occasions
 ACC: 1 vs. Maryland (2/18/12)

FG ATTEMPTS

Season: 2 vs. Delaware (11/13/12)
 Career: 2, 3x last vs. Delaware (11/13/12)
 ACC: 1 vs. Maryland (2/18/12)

3 PT FG MADE

Season: --
 Career: 1 on three occasions
 ACC: 1 vs. Maryland (2/18/12)

3 PT FG ATTEMPTS

Season: 2 vs. Delaware (11/13/12)
 Career: 2, 2x last vs. Delaware (11/13/12)
 ACC: 1 vs. Maryland (2/18/12)

FT MADE

Season: 1 vs. Seattle (11/17/12)
 Career: 1 at Georgia Tech (1/19/12)
 ACC: 1 at Georgia Tech (1/19/12)

FT ATTEMPTS

Season: 2, 2x last vs. Clemson (2/7/13)
 Career: 2, 2x last vs. Clemson (2/7/13)
 ACC: 2, 2x last vs. Clemson (2/7/13)

ASSISTS

Season: 6 vs. Wofford (12/30/12)
 Career: 6 vs. Wofford (12/30/12)
 ACC: 2 vs. Maryland (2/18/12)

TURNOVERS

Season: 3, 2x last vs. Wofford (12/30/12)
 Career: 3, 2x last vs. Wofford (12/30/12)
 ACC: 1, 2x last vs. Florida State (1/19/13)

BLOCKS

Season: --
 Career: --
 ACC: --

STEALS

Season: 1 vs. Boston College (1/26/13)
 Career: 2 vs. SC State (11/13/11)
 ACC: 1 vs. Boston College (1/26/13)

MINUTES

Season: 23 vs. Wofford (12/30/12)
 Career: 23 vs. Wofford (12/30/12)
 ACC: 11, 2x last vs. Boston College (1/26/13)

2012-13 GAME-BY-GAME:

Opponent	GP-GS	FG-FGA	3FG-3FGA	FT-FTA	Off-Def	Total	A	TO	Blk	Stl	PF	Min	Pts
at G.Mason	1-0	0-0	0-0	0-0	0-3	3	2	0	0	0	1	11	0
Fairfield	2-0	0-0	0-0	0-0	0-0	0	1	3	0	0	0	6	0
Delaware	3-0	0-2	0-2	0-0	0-1	1	1	0	0	0	0	8	0
Seattle	4-0	0-0	0-0	1-2	0-2	2	0	0	0	0	0	7	1
Lamar	5-0	0-0	0-0	0-0	0-0	0	0	0	0	0	0	3	0
North Texas	DNP												
at Wisconsin	DNP												
Green Bay	DNP												
Tennessee	DNP												
Miss. Valley St.	6-0	0-1	0-1	0-0	0-2	2	0	1	0	0	2	13	0
Morgan State	7-0	0-0	0-0	0-0	1-0	1	0	0	0	0	1	2	0
vs. Old Dominion	8-0	0-0	0-0	0-0	0-0	0	0	0	0	0	0	1	0
Wofford	9-0	0-0	0-0	0-0	0-2	2	6	3	0	0	1	23	0
North Carolina	DNP												
at Wake Forest	DNP												
at Clemson	DNP												
Florida State	10-0	0-0	0-0	0-0	0-0	0	1	1	0	0	0	2	0
at Virginia Tech	11-0	0-1	0-1	0-0	0-1	1	1	0	0	0	3	11	0
Boston College	12-0	0-0	0-0	0-0	0-2	2	1	0	0	1	2	11	0
NC State	13-0	0-0	0-0	0-0	0-1	1	0	1	0	0	0	0	0
at Georgia Tech	DNP												
Clemson	14-0	0-0	0-0	0-2	0-0	0	0	0	0	0	1	6	0
at Maryland	DNP												
Virginia Tech	15-0	0-0	0-0	0-0	0-1	1	0	0	0	0	0	2	0
at North Carolina	16-0	0-0	0-0	0-0	0-0	0	0	0	0	0	0	1	0

CAREER STATISTICS

Year	G-GS	Min-Avg.	FG-FGA	Pct.	3FG-3FGA	Pct.	FT-FTA	Pct.	Off-Def.	Reb-Avg.	PF-DQ	Ast	TO	Blk	Stl	Pts-Avg
2009-10	4-0	7-1.8	0-0	.000	0-0	.000	0-0	.000	0-1	1-0.3	2-0	0	1	0	0	0-0.0
ACC	1-0	1-1.0	0-0	.000	0-0	.000	0-0	.000	0-0	0-0.0	0-0	0	0	0	0	0-0.0
2010-11	0-0	0-0.0	--	--	--	--	--	--	--	--	--	--	--	--	--	--
ACC	0-0	0-0.0	--	--	--	--	--	--	--	--	--	--	--	--	--	--
2011-12	11-0	35-3.2	4-6	.667	3-5	.600	1-2	.500	1-4	5-0.5	6-0	5	3	0	3	12-1.1
ACC	5-0	15-3.0	1-1	1.000	1-1	1.000	1-2	.500	1-2	3-0.6	0-0	4	1	0	0	4-0.8
2012-13	16-0	108-6.8	0-4	.000	0-4	.000	1-4	.250	1-14	15-0.9	11-0	13	9	0	1	1-0.1
ACC	7-0	35-5.0	0-1	.000	0-1	.000	0-2	.000	0-4	4-0.6	6-0	3	2	0	1	0-0.0
CAREER	31-0	150-4.8	4-10	.400	3-9	.333	2-6	.333	2-19	21-0.7	19-0	18	13	0	4	13-0.4
ACC	13-0	51-3.9	1-2	.500	1-2	.500	1-4	.250	1-6	7-0.5	6-0	7	3	0	1	4-0.3

JONTELEEVANS

#1



Senior • Guard • 5-11 • 188 • Hampton, Va. • Bethel

2012-13 SEASON:

- Missed nine of the first 13 games with a foot injury.
- Posted a career-high five steals and seven assists in 23 minutes vs. Green Bay (12/1/12)
- Had four points and four assists in first start of the season vs. Tennessee (12/5/12)
- Contributed eight points and six assists vs. North Carolina (1/6/13)
- Returned to the starting lineup at Wake Forest (1/9/13) and led Virginia with three assists
- Played 33 minutes at Clemson (1/12/13)
- Grabbed five rebounds and seven assists vs. Florida State (1/19/13)
- Had six assists vs. Virginia Tech (1/24/13) and Boston College (1/26/13)
- Led Virginia with seven assists and a season-high minutes (36) vs. NC State (1/29/13)
- Had a season-high and ACC career-high eight assists vs. Clemson (2/7/13) and Maryland (2/10/13)
- Had a season-high seven rebounds and eight points, and six assists vs. Virginia Tech (2/12/13)
- Scored a season-high 12 points and had five assists at North Carolina (2/16/13)

SINGLE GAME BESTS

POINTS

Season: 12 at North Carolina (2/16/13)
 Career: 17, 2x last at Clemson (2/14/12)
 ACC: 17 at Clemson (2/14/12)

REBOUNDS

Season: 7 vs. Virginia Tech (2/12/13)
 Career: 7, 2x last vs. Virginia Tech (2/12/13)
 ACC: 7, 2x last vs. Virginia Tech (2/12/13)

FG MADE

Season: 5 at North Carolina (2/16/13)
 Career: 8 at Clemson (2/14/12)
 ACC: 8 at Clemson (2/14/12)

FG ATTEMPTS

Season: 8 vs. Florida State (1/19/13)
 Career: 14 at Boston College (1/19/11)
 ACC: 14 at Boston College (1/19/11)

3 PT FG MADE

Season: 1 at North Carolina (2/16/13)
 Career: 2 vs. Winthrop (11/15/11)
 ACC: 1, 7x last at North Carolina (2/16/13)

3 PT FG ATTEMPTS

Season: 1, 2x last at North Carolina (2/16/13)
 Career: 3 vs. Virginia Tech (2/19/11)
 ACC: 3 vs. Virginia Tech (2/19/11)

FT MADE

Season: 2, 2x last vs. NC State (1/29/13)
 Career: 5 vs. Winthrop (11/15/11)
 ACC: 4 at UNC (2/11/12), at VT (2/21/12)

FT ATTEMPTS

Season: 5 at Virginia Tech (1/24/13)
 Career: 8 vs. Wichita State (11/24/10)
 ACC: 6 on three occasions

ASSISTS

Season: 8, 2x last at Maryland (2/10/13)
 Career: 10 vs. Howard (1/4/11)
 ACC: 8, 2x last at Maryland (2/10/13)

TURNOVERS

Season: 6 at North Carolina (2/16/13)
 Career: 6, 2x last at North Carolina (2/16/13)
 ACC: 6 at North Carolina (2/16/13)

BLOCKS

Season: --
 Career: 1 on eight occasions
 ACC: 1 on three occasions

STEALS

Season: 5 vs. Green Bay (12/1/12)
 Career: 5 vs. Green Bay (12/1/12)
 ACC: 4 at Maryland (3/4/12)

MINUTES

Season: 36, 2x last at Maryland (2/10/13)
 Career: 42 at Maryland (3/4/12)
 ACC: 42 at Maryland (3/4/12)

2012-13 GAME-BY-GAME:

Opponent	GP-GS	FG-FGA	3FG-3FGA	FT-FTA	Off-Def	Total	A	TO	Blk	Stl	PF	Min	Pts
at G. Mason	DNP												
Fairfield	DNP												
Delaware	1-0	0-0	0-0	.000	0-1	1	0	2	0	0	1	3	0
Seattle	DNP												
Lamar	DNP												
North Texas	DNP												
at Wisconsin	2-0	0-2	0-0	0-0	0-4	4	0	1	0	0	0	16	0
Green Bay	3-0	1-5	0-0	0-0	0-3	3	7	2	0	5	1	23	2
Tennessee	4-1	2-6	0-0	0-0	0-0	0	4	0	0	0	2	18	4
Miss. Valley St.	DNP												
Morgan State	DNP												
vs. Old Dominion	DNP												
Wofford	DNP												
North Carolina	5-1	4-7	0-0	0-0	0-0	0	6	1	0	2	2	21	8
at Wake Forest	6-2	1-4	0-0	0-0	1-3	4	3	4	0	0	3	24	2
at Clemson	7-3	1-1	0-0	0-2	0-1	1	3	5	0	0	1	33	2
Florida State	8-4	3-8	0-0	0-0	2-3	5	7	5	0	1	1	28	6
at Virginia Tech	9-5	1-5	0-0	2-5	0-2	2	6	0	0	0	3	28	4
Boston College	10-6	1-3	0-0	1-2	0-2	2	6	3	0	2	4	30	3
NC State	11-7	1-4	0-0	2-5	0-1	1	7	3	0	0	0	36	4
at Georgia Tech	12-8	2-5	0-0	0-0	1-0	1	4	4	0	1	1	33	4
Clemson	13-9	1-4	0-0	0-0	0-1	1	8	0	0	1	2	29	2
at Maryland	14-10	2-3	0-0	1-2	1-4	5	8	4	0	0	4	36	4
Virginia Tech	15-11	4-7	0-1	0-0	1-6	7	6	1	0	0	3	30	8
at North Carolina	16-12	5-7	1-1	1-2	0-1	1	5	6	0	2	3	33	12

CAREER STATISTICS

Year	G-GS	Min-Avg.	FG-FGA	Pct.	3FG-3FGA	Pct.	FT-FTA	Pct.	Off-Def.	Reb-Avg.	PF-DQ	Ast	TO	Blk	Stl	Pts-Avg
2009-10	31-11	512-16.5	31-84	.369	2-12	.167	9-16	.563	6-40	46-1.5	55-1	60	27	1	34	73-2.4
ACC	16-10	287-17.9	14-53	.264	0-7	.000	6-12	.500	5-18	23-1.4	34-1	31	13	1	19	34-2.1
2010-11	31-27	846-27.3	71-182	.390	5-14	.357	31-52	.596	13-60	73-2.4	72-0	109	58	2	40	178-5.7
ACC	16-14	432-27.0	39-108	.361	4-9	.444	11-18	.611	6-31	37-2.3	39-0	52	25	0	18	93-5.8
2011-12	32-32	984-30.8	97-206	.471	5-14	.357	36-58	.621	7-58	65-2.0	67-1	124	77	5	50	235-7.3
ACC	16-16	508-31.8	57-124	.460	2-7	.286	18-32	.563	4-31	35-2.2	34-1	67	40	2	24	134-8.4
2012-13	16-12	421-26.3	29-71	.408	1-2	.500	7-18	.389	6-32	38-2.4	31-0	80	43	0	12	66-4.1
ACC	12-11	361-30.1	26-58	.448	1-2	.500	7-18	.389	6-24	30-2.5	27-0	69	38	0	7	60-5.0
CAREER	110-82	2763-25.1	228-543	.420	13-42	.310	83-144	.576	32-190	222-2.0	225-2	373	205	8	136	552-5.0
ACC	60-51	1588-26.5	136-343	.397	7-25	.280	42-80	.525	21-104	125-2.1	134-2	219	116	3	68	321-5.4

PAUL JESPERSON

#2



Sophomore • Guard • 6-6 • 197 • Merrill, Wis. • Merrill

2012-13 SEASON:

- Has started the past 24 games
- Tallied six points during first career start vs. Fairfield (11/12/12)
- Grabbed five rebounds in 34 minutes vs. Delaware (11/13/12)
- Recorded a career-high five assists vs. Seattle (11/17/12)
- Scored nine points and added five rebounds, two blocked shots and one steal vs. Lamar (11/19/12)
- Tallied eight points vs. Green Bay (12/1/12) including a pair of three-pointers
- Scored 11 points, including three three-pointers vs. Morgan State (12/19/12)
- Had seven points and two assists vs. North Carolina (1/6/13)
- Contributed eight points, including two 3-pointers, vs. Florida State (1/19/13)
- Grabbed a career-high seven rebounds and had three steals vs. Boston College (1/26/13)
- Scored a career-high 12 points on a career-best four three-pointers at Maryland (2/10/13)
- Recorded nine points on three 3-pointers at North Carolina (2/16/13)

SINGLE GAME BESTS

POINTS

Season: 12 at Maryland (2/10/13)
 Career: 12 at Maryland (2/10/13)
 ACC: 12 at Maryland (2/10/13)

REBOUNDS

Season: 7 vs. Boston College (1/26/13)
 Career: 7 vs. Boston College (1/26/13)
 ACC: 7 vs. Boston College (1/26/13)

FG MADE

Season: 4, 2x at Maryland (2/10/13)
 Career: 4, 2x at Maryland (2/10/13)
 ACC: 4 at Maryland (2/10/13)

FG ATTEMPTS

Season: 8 vs. Clemson (2/7/13)
 Career: 8 vs. Clemson (2/7/13)
 ACC: 8 vs. Clemson (2/7/13)

3 PT FG MADE

Season: 4 at Maryland (2/10/13)
 Career: 4 at Maryland (2/10/13)
 ACC: 4 at Maryland (2/10/13)

3 PT FG ATTEMPTS

Season: 7 vs. Clemson (2/7/13)
 Career: 7 vs. Clemson (2/7/13)
 ACC: 7 vs. Clemson (2/7/13)

FT MADE

Season: 2, 4x last vs. Boston College (1/26/13)
 Career: 2, 4x last vs. Boston College (1/26/13)
 ACC: 2, 3x last vs. Boston College (1/26/13)

FT ATTEMPTS

Season: 2, 4x last vs. Boston College (1/26/13)
 Career: 2, 4x last vs. Boston College (1/26/13)
 ACC: 2, 3x last vs. Boston College (1/26/13)

ASSISTS

Season: 5 vs. Seattle (11/17/12)
 Career: 5 vs. Seattle (11/17/12)
 ACC: 3 at Virginia Tech (2/21/12)

TURNOVERS

Season: 3 vs. North Texas (11/20/12)
 Career: 3 vs. North Texas (11/20/12)
 ACC: 2, 5x last vs. Clemson (2/7/13)

BLOCKS

Season: 2, 3x last vs. Virginia Tech (2/12/13)
 Career: 2, 3x last vs. Virginia Tech (2/12/13)
 ACC: 2, 2x last vs. Virginia Tech (2/12/13)

STEALS

Season: 3 vs. Boston College (1/26/13)
 Career: 3 vs. Boston College (1/26/13)
 ACC: 3 vs. Boston College (1/26/13)

MINUTES

Season: 37 vs. Boston College (1/26/13)
 Career: 37 vs. Boston College (1/26/13)
 ACC: 37 vs. Boston College (1/26/13)

2012-13 GAME-BY-GAME:

Opponent	GP-GS	FG-FGA	3FG-3FGA	FT-FTA	Off-Def	Total	A	TO	Blk	Stl	PF	Min	Pts
at G. Mason	1-0	1-3	0-1	0-0	1-1	2	1	0	0	0	1	19	2
Fairfield	2-1	2-4	1-3	1-2	0-1	1	2	1	0	0	1	29	6
Delaware	3-2	1-4	0-3	0-0	0-5	5	2	0	1	0	2	34	2
Seattle	4-3	1-6	1-4	0-0	0-1	1	5	2	0	0	2	20	3
Lamar	5-4	3-6	3-5	0-0	0-5	5	1	2	2	1	0	32	9
North Texas	6-5	2-2	1-1	0-0	0-1	1	2	3	1	1	3	24	5
at Wisconsin	7-6	0-3	0-1	0-0	1-2	3	0	0	0	0	2	24	0
Green Bay	8-7	3-5	2-4	0-0	0-1	1	1	0	0	1	2	26	8
Tennessee	9-8	0-2	0-2	2-2	0-4	4	0	1	1	0	1	28	2
Miss. Valley St.	10-9	1-3	1-2	0-0	0-1	1	1	1	0	1	2	20	3
Morgan State	11-10	4-5	3-4	0-0	1-2	3	1	1	0	0	2	30	11
vs. Old Dominion	12-11	1-5	1-3	0-0	0-4	4	2	0	0	0	2	33	3
Wofford	13-12	1-1	1-1	0-0	0-1	1	1	1	1	0	1	15	3
North Carolina	14-13	2-6	1-2	2-2	0-1	1	2	0	0	0	3	20	7
at Wake Forest	15-14	0-2	0-1	0-0	0-0	0	0	2	0	0	1	21	0
at Clemson	16-15	1-6	1-4	2-2	0-0	0	0	0	0	0	1	27	5
Florida State	17-16	3-5	2-2	0-0	1-1	2	0	2	0	1	1	28	8
at Virginia Tech	18-17	1-4	0-2	1-1	0-0	0	1	0	1	0	3	19	3
Boston College	19-18	2-5	0-2	2-2	0-7	7	2	2	1	3	0	37	6
NC State	20-19	0-4	0-3	0-0	0-1	1	1	1	1	1	1	31	0
at Georgia Tech	21-20	1-3	1-3	0-0	0-1	1	1	1	0	2	2	31	3
Clemson	22-21	2-8	1-7	0-0	0-2	2	1	2	2	1	1	26	5
at Maryland	23-22	4-6	4-4	0-1	1-2	3	0	1	0	1	2	23	12
Virginia Tech	24-23	3-5	2-3	0-0	0-2	2	1	0	2	0	2	22	8
at North Carolina	25-24	3-5	3-5	0-0	0-2	2	0	1	0	2	4	26	9

CAREER STATISTICS

Year	G-GS	Min-Avg.	FG-FGA	Pct.	3FG-3FGA	Pct.	FT-FTA	Pct.	Off-Def.	Reb-Avg.	PF-DQ	Ast	TO	Blk	Stl	Pts-Avg
2011-12	21-0	220-10.5	12-43	.279	7-31	.226	0-0	.000	2-15	17-0.8	18-0	5	9	1	3	31-1.5
ACC	16-0	171-10.7	9-31	.290	5-23	.217	0-0	.000	1-15	16-1.0	15-0	5	6	1	3	23-1.4
2012-13	25-24	645-25.8	42-108	.389	29-72	.403	10-12	.833	5-48	53-2.1	42-0	28	24	13	15	123-4.9
ACC	12-12	311-25.9	22-59	.373	15-38	.395	7-8	.875	2-19	21-1.8	21-0	9	12	7	11	66-5.5
CAREER	46-24	865-18.8	54-151	.358	36-103	.350	10-12	.833	7-63	70-1.5	60-0	33	33	14	18	154-3.3
ACC	28-12	482-17.2	31-90	.344	20-61	.328	7-8	.875	3-34	37-1.3	36-0	14	18	8	14	89-3.2

TAYLOR BARNETTE

#4



Freshman • Guard • 6-3 • 172 • Lexington, Ky. • Lexington Christian

2012-13 SEASON:

- Has seen action in 17 games, including two starts (George Mason and Fairfield)
- Posted five points as starter in 27 minutes during collegiate debut at George Mason
- Scored eight points and had four assists vs. Seattle (11/17/12)
- Tied a season-high with four assists vs. Mississippi Valley State (12/8/12)
- Grabbed a season-high three rebounds in 19 minutes vs. Morgan State (12/19/12)
- Scored a career-high nine points on three 3-pointers vs. Clemson (2/7/13)

SINGLE GAME BESTS

POINTS

Season: 9 vs. Clemson (2/7/13)
 Career: 9 vs. Clemson (2/7/13)
 ACC: 9 vs. Clemson (2/7/13)

REBOUNDS

Season: 3 vs. Morgan State (12/19/12)
 Career: 3 vs. Morgan State (12/19/12)
 ACC: 1, 2x last vs. Virginia Tech (2/12/13)

FG MADE

Season: 3, 2x last vs. Clemson (2/7/13)
 Career: 3, 2x last vs. Clemson (2/7/13)
 ACC: 3 vs. Clemson (2/7/13)

FG ATTEMPTS

Season: 6 at George Mason (11/9/12)
 Career: 6 at George Mason (11/9/12)
 ACC: 4 vs. Clemson (2/7/13)

3 PT FG MADE

Season: 3 vs. Clemson (2/7/13)
 Career: 3 vs. Clemson (2/7/13)
 ACC: 3 vs. Clemson (2/7/13)

3 PT FG ATTEMPTS

Season: 5 at George Mason (11/9/12)
 Career: 5 at George Mason (11/9/12)
 ACC: 4 vs. Clemson (2/7/13)

FT MADE

Season: --
 Career: --
 ACC: --

FT ATTEMPTS

Season: 2 vs. Morgan State (12/19/12)
 Career: 2 vs. Morgan State (12/19/12)
 ACC: --

ASSISTS

Season: 4, 2x last vs. Miss. Valley State (12/8/12)
 Career: 4, 2x last vs. Miss. Valley State (12/8/12)
 ACC: 1 vs. Clemson (2/7/13)

TURNOVERS

Season: 4, 2x last vs. Miss. Valley State (12/8/12)
 Career: 4, 2x last vs. Miss. Valley State (12/8/12)
 ACC: 2 at Maryland (2/10/13)

BLOCKS

Season: --
 Career: --
 ACC: --

STEALS

Season: --
 Career: --
 ACC: --

MINUTES

Season: 27 at George Mason (11/9/12)
 Career: 27 at George Mason (11/9/12)
 ACC: 15 vs. Clemson (2/7/13)

2012-13 GAME-BY-GAME:


Opponent	GP-GS	FG-FGA	3FG-3FGA	FT-FTA	Off-Def	Total	A	TO	Blk	Stl	PF	Min	Pts
at G. Mason	1-1	2-6	1-5	0-0	0-0	0	0	1	0	0	1	27	5
Fairfield	2-2	0-0	0-0	0-0	0-1	1	0	0	0	0	1	18	0
Delaware	3-2	0-1	0-1	0-0	0-0	0	0	0	0	0	1	5	0
Seattle	4-2	3-4	2-3	0-0	0-2	2	4	3	0	0	1	22	8
Lamar	5-2	1-2	0-1	0-0	0-1	1	1	1	0	0	1	10	2
North Texas	6-2	0-0	0-0	0-0	0-0	0	0	0	0	0	0	8	0
at Wisconsin	DNP												
Green Bay	DNP												
Tennessee	DNP												
Miss. Valley St.	7-2	1-2	1-2	0-0	0-1	1	4	3	0	0	2	18	3
Morgan State	8-2	0-2	0-2	0-2	1-2	3	2	0	0	0	0	19	0
vs. Old Dominion	9-2	1-4	1-3	0-0	0-0	0	2	1	0	0	0	11	3
Wofford	10-2	1-2	1-2	0-0	0-1	1	1	0	0	0	1	10	3
North Carolina	DNP												
at Wake Forest	11-2	0-0	0-0	0-0	0-0	0	0	0	0	0	0	1	0
at Clemson	DNP												
Florida State	12-2	0-0	0-0	0-0	0-0	0	0	0	0	0	0	1	0
at Virginia Tech	DNP												
Boston College	DNP												
NC State	DNP												
at Georgia Tech	13-2	1-1	1-1	0-0	0-0	0	0	0	0	0	0	1	3
Clemson	14-2	3-4	3-4	0-0	0-1	1	1	0	0	0	1	15	9
at Maryland	15-2	1-2	1-2	0-0	0-0	0	0	2	0	0	0	6	3
Virginia Tech	16-2	0-1	0-1	0-0	0-1	1	0	0	0	0	0	11	0
at North Carolina	17-2	1-1	1-1	0-0	0-0	0	0	0	0	0	1	4	3

CAREER STATISTICS

Year	G-GS	Min-Avg.	FG-FGA	Pct.	3FG-3FGA	Pct.	FT-FTA	Pct.	Off-Def.	Reb-Avg.	PF-DQ	Ast	TO	Blk	Stl	Pts-Avg
2012-13	17-2	187-11.0	15-32	.469	12-28	.429	0-2	.000	1-10	11-0.6	10-0	15	11	0	0	42-2.5
ACC	7-0	39-5.6	6-9	.667	6-9	.667	0-0	.000	0-2	2-0.3	2-0	1	2	0	0	18-2.6
CAREER	17-2	187-11.0	15-32	.469	12-28	.429	0-2	.000	1-10	11-0.6	10-0	15	11	0	0	42-2.5
ACC	7-0	39-5.6	6-9	.667	6-9	.667	0-0	.000	0-2	2-0.3	2-0	1	2	0	0	18-2.6

TEVEN JONES

#5



R-Freshman • Guard • 6-0 • 180 • Kannapolis, N.C. • Fishburne Military School

2012-13 SEASON:

- Has started nine games at point guard
- Team is 17-5 since he made his collegiate debut vs. Seattle (11/17/12)
- Missed the first game at George Mason (11/9/12) and two exhibition due to team suspension
- Missed the Fairfield (11/12/12) and Delaware (11/13/12) games due to injury
- Had four points and three rebounds in collegiate debut against Seattle (11/17/12)
- Tallied six points, two assists, one blocked shot and one steal in first career start vs. Lamar (11/19/12)
- Recorded a season-high 13 points and four assists in 31 minutes vs. North Texas (11/20/12)
- Had a season-high three steals in 23 minutes vs. Morgan State (12/19/12)
- Tied a career-best with a pair of 3-pointers vs. North Carolina in his ACC debut (1/6/12)

SINGLE GAME BESTS

POINTS

Season: 13 vs. North Texas (11/20/12)
 Career: 13 vs. North Texas (11/20/12)
 ACC: 6 vs. North Carolina (1/6/13)

REBOUNDS

Season: 4 vs. Old Dominion (12/22/12)
 Career: 4 vs. Old Dominion (12/22/12)
 ACC: 2 vs. North Carolina (1/6/13)

FG MADE

Season: 3 vs. North Texas (11/20/12)
 Career: 3 vs. North Texas (11/20/12)
 ACC: 2 vs. North Carolina (1/6/13)

FG ATTEMPTS

Season: 6 vs. North Texas (11/20/12)
 Career: 6 vs. North Texas (11/20/12)
 ACC: 4 vs. North Carolina (1/6/13)

3 PT FG MADE

Season: 2, 2x last vs. North Carolina (1/6/13)
 Career: 2, 2x last vs. North Carolina (1/6/13)
 ACC: 2 vs. North Carolina (1/6/13)

3 PT FG ATTEMPTS

Season: 3 vs. Virginia Tech (2/12/13)
 Career: 3 vs. Virginia Tech (2/12/13)
 ACC: 3 vs. Virginia Tech (2/12/13)

FT MADE

Season: 6 vs. North Texas (11/20/12)
 Career: 6 vs. North Texas (11/20/12)
 ACC: 2 vs. Virginia Tech (2/12/13)

FT ATTEMPTS

Season: 7 vs. North Texas (11/20/12)
 Career: 7 vs. North Texas (11/20/12)
 ACC: 2 vs. Virginia Tech (2/12/13)

ASSISTS

Season: 4 vs. North Texas (11/20/12)
 Career: 4 vs. North Texas (11/20/12)
 ACC: 2 vs. Virginia Tech (2/12/13)

TURNOVERS

Season: 4 at Wisconsin (11/28/12)
 Career: 4 at Wisconsin (11/28/12)
 ACC: 3 vs. North Carolina (1/6/13)

BLOCKS

Season: 1, 2x last at Wisconsin (11/28/12)
 Career: 1, 2x last at Wisconsin (11/28/12)
 ACC: --

STEALS

Season: 3 vs. Morgan State (12/19/12)
 Career: 3 vs. Morgan State (12/19/12)
 ACC: 2 at Wake Forest (1/9/13)

MINUTES

Season: 31 vs. North Texas (11/20/12)
 Career: 31 vs. North Texas (11/20/12)
 ACC: 20 vs. North Carolina (1/6/13)

2012-13 GAME-BY-GAME:


Opponent	GP-GS	FG-FGA	3FG-3FGA	FT-FTA	Off-Def	Total	A	TO	Blk	Stl	PF	Min	Pts
at G. Mason	DNP												
Fairfield	DNP												
Delaware	DNP												
Seattle	1-0	1-3	0-1	2-2	0-3	3	1	2	0	0	3	25	4
Lamar	2-1	2-5	0-1	2-2	0-0	0	2	1	1	1	3	27	6
North Texas	3-2	3-6	1-2	6-7	0-1	1	4	3	0	1	3	31	13
at Wisconsin	4-3	1-2	0-0	0-0	0-0	0	3	4	1	2	2	25	2
Green Bay	5-4	0-1	0-0	0-0	0-0	0	2	1	0	1	3	19	0
Tennessee	6-4	0-4	0-1	2-2	0-0	0	3	1	0	1	3	24	2
Miss. Valley St.	7-5	1-4	0-2	0-0	0-3	3	2	1	0	0	2	21	2
Morgan State	8-6	0-3	0-1	2-2	1-1	2	2	2	0	3	2	23	2
vs. Old Dominion	9-7	1-2	0-1	2-2	0-4	4	3	1	0	0	4	25	4
Wofford	10-8	2-4	2-2	0-2	0-1	1	3	1	0	0	2	17	6
North Carolina	11-9	2-4	2-2	0-0	0-2	2	0	0	0	1	0	20	6
at Wake Forest	12-9	0-1	0-0	0-0	0-1	1	1	1	0	2	1	15	0
at Clemson	13-9	1-3	0-2	0-0	0-0	0	0	0	0	1	1	10	2
Florida State	14-9	0-0	0-0	0-0	0-0	0	0	0	0	0	1	9	0
at VirginiaTech	15-9	1-3	1-2	0-0	0-0	0	1	0	0	0	0	3	3
Boston College	DNP												
NC State	16-9	0-1	0-1	0-0	0-0	0	0	1	0	0	0	4	0
at Georgia Tech	17-9	1-1	0-0	0-0	0-0	0	1	0	0	0	2	6	2
Clemson	18-9	1-3	0-1	0-0	0-0	0	0	0	0	0	3	11	2
at Maryland	19-9	0-1	0-1	0-0	0-0	0	0	0	0	0	0	7	0
Virginia Tech	20-9	1-3	1-3	2-2	0-0	0	2	0	0	0	2	9	5
at North Carolina	21-9	1-2	1-2	0-0	0-0	0	1	1	0	0	1	8	3

CAREER STATISTICS

Year	G-GS	Min-Avg.	FG-FGA	Pct.	3FG-3FGA	Pct.	FT-FTA	Pct.	Off-Def.	Reb-Avg.	PF-DQ	Ast	TO	Blk	Stl	Pts-Avg
2012-13	21-9	339-16.1	19-56	.339	8-25	.320	18-21	.857	1-16	17-0.8	38-0	32	23	2	14	64-3.0
ACC	11-1	102-9.3	8-22	.364	5-14	.357	2-2	1.000	0-3	3-0.3	11-0	7	6	0	5	23-2.1
CAREER	21-9	339-16.1	19-56	.339	8-25	.320	18-21	.857	1-16	17-0.8	38-0	32	23	2	14	64-3.0
ACC	11-1	102-9.3	8-22	.364	5-14	.357	2-2	1.000	0-3	3-0.3	11-0	7	6	0	5	23-2.1

MIKE TOBEY

#10



Freshman • Forward/Center • 6-11 • 227 • Monroe, N.Y. • Blair Academy

2012-13 SEASON:

- Has missed the past four games with mononucleosis and is out indefinitely
- Tallied five points and one rebound as starter in collegiate debut at George Mason (11/9/12)
- Led Virginia scoring with a 17 points in 15 minutes vs. Seattle (11/17/12)
- Tallied five points and a season-high three blocks in 12 minutes vs. Mississippi Valley State (12/8/12)
- Registered a career-high 19 points (9-10 shooting) and six rebounds vs. Wofford (12/30/12)
- Led Virginia with 14 points and had a career-high seven rebounds at Wake Forest (1/9/13)
- Scored 10 points (5-5 from the field) with three rebounds at Virginia Tech (1/24/13)
- Tallied 13 points and tied a season high with with seven rebounds vs. NC State (1/29/13)

SINGLE GAME BESTS

POINTS

Season: 19 vs. Wofford (12/30/12)
 Career: 19 vs. Wofford (12/30/12)
 ACC: 14 at Wake Forest (1/9/13)

REBOUNDS

Season: 7, 2x last vs. NC State (1/29/13)
 Career: 7, 2x last vs. NC State (1/29/13)
 ACC: 7, 2x last vs. NC State (1/29/13)

FG MADE

Season: 9 vs. Wofford (12/30/12)
 Career: 9 vs. Wofford (12/30/12)
 ACC: 6, 2x last vs. NC State (1/29/13)

FG ATTEMPTS

Season: 10, 2x last vs. NC State (1/29/13)
 Career: 10, 2x last vs. NC State (1/29/13)
 ACC: 10 vs. NC State (1/24/13)

3 PT FG MADE

Season: 1, 2x last vs. Wofford (12/30/12)
 Career: 1, 2x last vs. Wofford (12/30/12)
 ACC: --

3 PT FG ATTEMPTS

Season: 1, 4x last vs. Wofford (12/30/12)
 Career: 1, 4x last vs. Wofford (12/30/12)
 ACC: --

FT MADE

Season: 7 vs. Seattle (11/17/12)
 Career: 7 vs. Seattle (11/17/12)
 ACC: 2 at Wake Forest (1/9/13)

FT ATTEMPTS

Season: 8 vs. Seattle (11/17/12)
 Career: 8 vs. Seattle (11/17/12)
 ACC: 2, 2x last at Georgia Tech (2/3/13)

ASSISTS

Season: 1, 9x last at Georgia Tech (2/3/13)
 Career: 1, 9x last at Georgia Tech (2/3/13)
 ACC: 1, 4x last at Georgia Tech (2/3/13)

TURNOVERS

Season: 3 vs. North Carolina (1/6/13)
 Career: 3 vs. North Carolina (1/6/13)
 ACC: 3 vs. North Carolina (1/6/13)

BLOCKS

Season: 3 vs. Mississippi Valley State (12/8/12)
 Career: 3 vs. Mississippi Valley State (12/8/12)
 ACC: 2 vs. NC State (1/24/13)

STEALS

Season: 1, 2x last vs. NC State (1/29/13)
 Career: 1, 2x last vs. NC State (1/29/13)
 ACC: 1 vs. NC State (1/29/13)

MINUTES

Season: 27 vs. Wofford (12/30/12)
 Career: 27 vs. Wofford (12/30/12)
 ACC: 21 at Wake Forest (1/9/13)

2012-13 GAME-BY-GAME:

Opponent	GP-GS	FG-FGA	3FG-3FGA	FT-FTA	Off-Def	Total	A	TO	Blk	Stl	PF	Min	Pts
at G. Mason	1-1	2-6	1-1	0-0	0-1	1	0	1	0	0	2	18	5
Fairfield	2-1	3-8	0-1	0-0	1-2	3	0	0	0	0	1	16	6
Delaware	3-1	0-2	0-0	0-0	0-1	1	0	1	1	0	0	5	0
Seattle	4-1	5-8	0-0	7-8	0-4	4	1	2	0	0	0	15	17
Lamar	5-1	3-8	0-1	0-0	0-1	1	0	2	1	0	2	17	6
North Texas	6-1	2-2	0-0	1-2	0-0	0	1	0	0	0	0	9	5
at Wisconsin	7-1	0-1	0-0	0-0	0-0	0	0	0	0	0	1	4	0
Green Bay	8-1	1-3	0-0	1-1	1-0	1	1	1	0	0	1	8	3
Tennessee	9-1	1-4	0-0	0-0	0-2	2	0	1	1	0	2	8	2
Miss. Valley St.	10-1	2-4	0-0	1-1	1-2	3	0	1	3	0	0	12	5
Morgan State	11-1	2-5	0-0	2-2	2-1	3	1	1	0	1	0	10	6
vs. Old Dominion	12-1	3-3	0-0	0-1	0-0	0	1	1	1	0	1	9	6
Wofford	13-1	9-10	1-1	0-0	1-5	6	1	1	1	0	1	27	19
North Carolina	14-1	1-5	0-0	0-0	1-2	3	0	3	1	0	0	14	2
at Wake Forest	15-1	6-9	0-0	2-2	4-3	7	0	0	0	0	1	21	14
at Clemson	16-1	3-9	0-0	0-0	1-1	2	1	0	0	0	2	15	6
Florida State	17-1	1-2	0-0	0-0	0-1	1	0	0	0	0	2	13	2
at Virginia Tech	18-1	5-5	0-0	0-0	1-2	3	1	0	0	0	2	15	10
Boston College	19-1	4-7	0-0	0-0	2-1	3	0	2	1	0	2	18	8
NC State	20-1	6-10	0-0	1-1	3-4	7	1	0	2	1	4	20	13
at Georgia Tech	21-1	0-0	0-0	1-2	0-2	2	1	1	0	0	3	9	1
Clemson	DNP												
at Maryland	DNP												
Virginia Tech	DNP												
at North Carolina	DNP												

CAREER STATISTICS

Year	G-GS	Min-Avg.	FG-FGA	Pct.	3FG-3FGA	Pct.	FT-FTA	Pct.	Off-Def.	Reb-Avg.	PF-DQ	Ast	TO	Blk	Stl	Pts-Avg
2012-13	21-1	283-13.5	59-111	.532	2-4	.500	16-20	.800	18-35	53-2.5	27-0	10	18	12	2	136-6.5
ACC	8-0	125-15.6	26-47	.553	0-0	.000	4-5	.800	12-16	28-3.5	16-0	4	6	4	1	56-7.0
CAREER	21-1	283-13.5	59-111	.532	2-4	.500	16-20	.800	18-35	53-2.5	27-0	10	18	12	2	136-6.5
ACC	8-0	125-15.6	26-47	.553	0-0	.000	4-5	.800	12-16	28-3.5	16-0	4	6	4	1	56-7.0

EVAN NOLTE

#11



Freshman • Forward • 6-8 • 207 • Milton, Ga. • Milton

2012-13 SEASON:

- Has played in every game, including eight starts
- Leads Virginia freshmen in scoring at 6.9 ppg
- Tallied six points on a pair of three-pointers in collegiate debut at George Mason (11/9/12)
- Recorded 11 points and three steals in 28 minutes off the bench vs. Fairfield (11/12/12)
- Had three steals vs. Fairfield (11/12/12), Delaware (11/13/12) and Lamar (11/19/12)
- Scored 10 points vs. Seattle (11/17/12)
- Registered 13 points on 5-5 shooting, including 3-3 from 3-point range, vs. North Texas (11/20/12)
- Recorded a season-high 15 points, including 3-5 from 3-point range, vs. Old Dominion (12/22/12)
- Tallied seven points and a season-high six rebounds vs. Wofford (12/30/12)
- Scored nine points and tied a career-high with three 3-pointers in ACC debut vs. North Carolina (1/6/13)
- Had a career-high seven rebounds in 30 minutes in his first ACC start vs. Florida State (1/19/13)
- Established career highs in points (18), 3-pointers (5) and steals (4) at Virginia Tech (1/24/13)
- Tallied nine points and five rebounds vs. Clemson (2/7/13)
- Had eight points and five rebounds at Maryland (2/10/13)

2012-13 GAME-BY-GAME:

Opponent	GP-GS	FG-FGA	3FG-3FGA	FT-FTA	Off-Def	Total	A	TO	Blk	Stl	PF	Min	Pts
at G. Mason	1-0	2-6	2-4	0-0	1-1	2	3	2	0	0	4	17	6
Fairfield	2-0	4-6	1-2	2-2	0-1	1	2	1	0	3	0	28	11
Delaware	3-1	1-8	1-5	0-0	1-0	1	0	1	0	3	1	24	3
Seattle	4-2	4-7	2-3	0-0	1-0	1	3	1	0	1	1	22	10
Lamar	5-3	1-4	0-2	0-0	0-0	0	1	0	0	3	3	22	2
North Texas	6-3	5-5	3-3	0-0	0-4	4	3	3	0	1	2	29	13
at Wisconsin	7-3	2-2	2-2	2-2	0-3	3	1	1	1	0	2	19	8
Green Bay	8-3	0-1	0-1	2-2	0-2	2	2	0	0	0	2	15	2
Tennessee	9-3	0-1	0-1	2-2	0-2	2	0	1	2	0	1	10	2
Miss. Valley St.	10-3	1-1	0-0	0-0	1-3	4	1	0	1	1	2	18	2
Morgan State	11-3	2-5	0-2	1-1	1-0	1	1	1	0	0	3	14	5
vs. Old Dominion	12-3	4-7	3-5	4-5	1-2	3	0	0	1	0	3	23	15
Wofford	13-3	3-6	1-3	0-0	1-5	6	2	0	0	0	3	22	7
North Carolina	14-3	3-5	3-5	0-0	0-1	1	2	0	1	1	2	23	9
at Wake Forest	15-3	1-7	1-7	3-4	0-3	3	0	1	1	1	3	20	6
at Clemson	16-3	2-4	2-3	0-0	1-0	1	0	0	0	0	2	24	6
Florida State	17-4	1-6	0-2	0-0	1-6	7	1	2	1	0	2	30	2
at Virginia Tech	18-5	6-12	5-9	1-2	0-2	2	2	1	2	4	1	34	18
Boston College	19-6	4-5	1-2	0-0	2-0	2	0	0	1	0	4	11	9
NC State	20-7	1-5	1-4	0-0	0-1	1	0	1	0	1	3	13	3
at Georgia Tech	21-8	2-9	2-8	0-0	1-3	4	0	0	0	0	4	24	6
Clemson	22-8	3-4	3-4	0-0	0-5	5	2	0	2	1	5	22	9
at Maryland	23-8	3-7	2-5	0-0	1-4	5	3	1	0	0	4	22	8
Virginia Tech	24-8	1-3	1-3	2-2	1-3	4	0	0	0	0	1	26	5
at North Carolina	25-8	2-5	2-5	0-0	0-2	2	0	0	0	1	3	26	6

SINGLE GAME BESTS

POINTS

Season: 18 at Virginia Tech (1/24/13)
 Career: 18 at Virginia Tech (1/24/13)
 ACC: 18 at Virginia Tech (1/24/13)

REBOUNDS

Season: 7 vs. Florida State (1/19/13)
 Career: 7 vs. Florida State (1/19/13)
 ACC: 7 vs. Florida State (1/19/13)

FG MADE

Season: 6 at Virginia Tech (1/24/13)
 Career: 6 at Virginia Tech (1/24/13)
 ACC: 6 at Virginia Tech (1/24/13)

FG ATTEMPTS

Season: 12 at Virginia Tech (1/24/13)
 Career: 12 at Virginia Tech (1/24/13)
 ACC: 12 at Virginia Tech (1/24/13)

3 PT FG MADE

Season: 5 at Virginia Tech (1/24/13)
 Career: 5 at Virginia Tech (1/24/13)
 ACC: 5 at Virginia Tech (1/24/13)

3 PT FG ATTEMPTS

Season: 9 at Virginia Tech (1/24/13)
 Career: 9 at Virginia Tech (1/24/13)
 ACC: 9 at Virginia Tech (1/24/13)

FT MADE

Season: 4 vs. Old Dominion (12/22/12)
 Career: 4 vs. Old Dominion (12/22/12)
 ACC: 3 at Wake Forest (1/9/13)

FT ATTEMPTS

Season: 5 vs. Old Dominion (12/22/12)
 Career: 5 vs. Old Dominion (12/22/12)
 ACC: 4, 2x last at Maryland (2/10/13)

ASSISTS

Season: 3, 4x last at Maryland (2/10/13)
 Career: 3, 4x last at Maryland (2/10/13)
 ACC: 3 at Maryland (2/10/13)

TURNOVERS

Season: 3 vs. North Texas (11/20/12)
 Career: 3 vs. North Texas (11/20/12)
 ACC: 2 vs. Florida State (1/19/13)

BLOCKS

Season: 2, 3x last vs. Clemson (2/7/13)
 Career: 2, 3x last vs. Clemson (2/7/13)
 ACC: 2, 2x last vs. Clemson (2/7/13)

STEALS

Season: 4 at Virginia Tech (1/24/13)
 Career: 4 at Virginia Tech (1/24/13)
 ACC: 4 at Virginia Tech (1/24/13)

MINUTES

Season: 34 at Virginia Tech (1/24/13)
 Career: 34 at Virginia Tech (1/24/13)
 ACC: 34 at Virginia Tech (1/24/13)

CAREER STATISTICS

Year	G-GS	Min-Avg.	FG-FGA	Pct.	3FG-3FGA	Pct.	FT-FTA	Pct.	Off-Def.	Reb-Avg.	PF-DQ	Ast	TO	Blk	Stl	Pts-Avg
2012-13	25-8	538-21.5	58-131	.443	38-90	.422	19-22	.864	14-53	67-2.7	61-1	29	17	13	21	173-6.9
ACC	12-5	275-22.9	29-72	.403	23-57	.404	6-8	.750	7-30	37-3.1	34-1	10	6	8	9	87-7.3
CAREER	25-8	538-21.5	58-131	.443	38-90	.422	19-22	.864	14-53	67-2.7	61-1	29	17	13	21	173-6.9
ACC	12-5	275-22.9	29-72	.403	23-57	.404	6-8	.750	7-30	37-3.1	34-1	10	6	8	9	87-7.3

JOE HARRIS

#12



Junior • Guard • 6-6 • 211 • Chelan, Wash. • Chelan

2012-13 SEASON:

- Has led Virginia in scoring in 17 games
- Averaging a career-high 16.7 points per game
- Has scored in double figures in 22 of 25 games
- Tallied 19 points and eight rebounds at George Mason (11/9/12)
- Led team with 15 points vs. Fairfield (11/12/12)
- Scored a team-high 20 points vs. Delaware (11/13/12)
- Led UVa with 17 points and had two blocked shots and three steals vs. Lamar (11/19/12)
- Scored 22 points and had five rebounds and five assists at Wisconsin (11/28/12)
- Scored 20 points and was 4-7 from three-point range vs. Green Bay (12/1/12)
- Had a career-high six assists vs. Mississippi Valley State (12/8/12)
- Led UVa with 18 points vs. Old Dominion (12/22/12)
- Recorded 15 points, four rebounds and three assists vs. Wofford (12/30/12)
- Led UVa with 19 points in ACC opener vs. North Carolina (1/6/13)
- Tallied a team-leading 17 points and tied a career-high with four steals vs. Florida State (1/19/13)
- Blocked a career-high three shots vs. Boston College (1/26/13)
- Scored 22 points vs. NC State (1/29/13)
- Led UVa with 21 points vs. Clemson (2/7/13)
- Contributed 22 points at Maryland (2/10/13)
- Scored 26 points and tied a career high with five three-pointers vs. Virginia Tech (2/12/13)
- Scored a career-high 27 points, including four three-pointers at North Carolina (2/16/13)

2012-13 GAME-BY-GAME:

Opponent	GP-GS	FG-FGA	3FG-3FGA	FT-FTA	Off-Def	Total	A	TO	Blk	Stl	PF	Min	Pts
at G. Mason	1-1	6-15	4-7	3-4	1-7	8	3	4	0	0	3	35	19
Fairfield	2-2	5-11	0-0	5-6	2-5	7	3	1	1	1	2	34	15
Delaware	3-3	7-19	3-9	3-4	2-2	4	1	3	0	0	5	38	20
Seattle	4-4	2-5	1-2	2-3	0-1	1	0	2	0	0	3	20	7
Lamar	5-5	7-11	3-5	0-0	0-5	5	2	0	2	3	1	25	17
North Texas	6-6	3-6	3-4	3-4	0-2	2	2	1	1	0	3	21	12
at Wisconsin	7-7	8-19	1-7	5-6	1-4	5	5	0	0	0	1	35	22
Green Bay	8-8	8-14	4-7	0-0	0-2	2	2	3	0	0	1	35	20
Tennessee	9-9	6-11	1-3	0-1	1-5	6	1	1	0	0	1	34	13
Miss. Valley St.	10-10	0-4	0-2	3-4	0-3	3	6	1	1	0	1	27	3
Morgan State	11-11	3-4	2-3	6-9	0-2	2	3	4	0	0	2	21	14
vs. Old Dominion	12-12	6-15	4-9	2-2	0-3	3	2	2	1	0	1	33	18
Wofford	13-13	6-7	2-2	3-4	0-4	4	3	3	0	2	1	25	15
North Carolina	14-14	7-11	2-4	3-6	1-4	5	1	1	0	2	2	36	19
at Wake Forest	15-15	5-14	2-3	1-1	2-2	4	2	4	1	1	4	34	13
at Clemson	16-16	5-13	2-7	2-2	0-5	5	3	0	0	1	3	31	14
Florida State	17-17	5-12	3-6	4-4	3-1	4	1	1	1	4	2	32	17
at Virginia Tech	18-18	6-9	4-6	1-3	1-2	3	2	2	0	1	2	35	17
Boston College	19-19	3-9	1-4	0-0	1-4	5	4	2	3	0	2	34	7
NC State	20-20	7-15	3-8	5-6	1-3	4	1	0	0	0	3	31	22
at Georgia Tech	21-21	6-14	4-9	2-4	4-2	6	4	6	1	1	4	37	18
Clemson	22-22	7-10	2-4	5-6	1-3	4	2	1	0	1	2	27	21
at Maryland	23-23	7-8	3-4	5-6	1-1	2	1	3	0	2	2	37	22
Virginia Tech	24-24	7-12	5-7	7-7	0-4	4	1	1	1	0	2	32	26
at North Carolina	25-25	10-13	4-6	3-3	0-2	2	1	3	1	2	4	33	27

SINGLE GAME BESTS

POINTS

Season: 27 at North Carolina (2/16/13)
 Career: 27 at North Carolina (2/16/13)
 ACC: 27 at North Carolina (2/16/13)

REBOUNDS

Season: 8 at George Mason (11/9/12)
 Career: 10 vs. Boston College (2/26/11)
 ACC: 10 vs. Boston College (2/26/11)

FG MADE

Season: 10 at North Carolina (2/16/13)
 Career: 10 at North Carolina (2/16/13)
 ACC: 10 at North Carolina (2/16/13)

FG ATTEMPTS

Season: 19, 2x last at Wisconsin (11/28/12)
 Career: 19, 2x last at Wisconsin (11/28/12)
 ACC: 15 vs. NC State (1/29/13)

3 PT FG MADE

Season: 5 vs. Virginia Tech (2/12/13)
 Career: 5, 3x last vs. Virginia Tech (2/12/13)
 ACC: 5, 2x last vs. Virginia Tech (2/12/13)

3 PT FG ATTEMPTS

Season: 9, 3x last at Georgia Tech (2/3/13)
 Career: 10 vs. Radford (12/7/10)
 ACC: 9, 3x last at Georgia Tech (2/3/13)

FT MADE

Season: 7 vs. Virginia Tech (2/12/13)
 Career: 7, 2x last vs. Virginia Tech (2/12/13)
 ACC: 7, 2x last vs. Virginia Tech (2/12/13)

FT ATTEMPTS

Season: 9 vs. Morgan State (12/19/12)
 Career: 9 vs. Morgan State (12/19/12)
 ACC: 7, 2x last vs. Virginia Tech (2/12/13)

ASSISTS

Season: 6 vs. Mississippi Valley State (12/8/12)
 Career: 6 vs. Mississippi Valley State (12/8/12)
 ACC: 5 vs. Florida State (3/1/12)

TURNOVERS

Season: 6 at Georgia Tech (2/3/13)
 Career: 6 at Georgia Tech (2/3/13)
 ACC: 6 at Georgia Tech (2/3/13)

BLOCKS

Season: 3 vs. Boston College (1/26/13)
 Career: 3, 2x last vs. Boston College (1/26/13)
 ACC: 3, 2x last vs. Boston College (1/26/13)

STEALS

Season: 3 vs. Lamar (11/19/12)
 Career: 4, 2x last vs. Michigan (11/29/11)
 ACC: 4 vs. Florida State (1/19/13)

MINUTES


Season: 38 vs. Delaware (11/13/12)
 Career: 41 at Miami (2/5/11)
 ACC: 41 at Miami (2/5/11)

CAREER STATISTICS

Year	G-GS	Min-Avg.	FG-FGA	Pct.	3FG-3FGA	Pct.	FT-FTA	Pct.	Off-Def.	Reb-Avg.	PF-DQ	Ast	TO	Blk	Stl	Pts-Avg
2010-11	31-25	910-29.4	107-256	.418	65-156	.417	44-58	.759	35-100	135-4.4	69-2	39	49	11	27	323-10.4
ACC	16-13	512-32.0	55-140	.393	39-93	.419	30-39	.769	18-63	81-5.1	35-2	22	25	6	13	179-11.2
2011-12	32-31	969-30.3	121-274	.442	49-129	.380	71-92	.772	29-95	124-3.9	68-2	55	46	12	23	362-11.3
ACC	16-15	472-29.5	56-129	.434	25-57	.439	18-28	.643	20-44	64-4.0	38-1	30	27	8	8	155-9.7
2012-13	25-25	785-31.4	141-280	.504	63-128	.492	73-95	.768	22-78	100-4.0	57-1	56	49	14	21	418-16.7
ACC	12-12	402-33.5	75-140	.536	35-68	.515	38-48	.792	15-33	48-4.0	32-0	23	24	8	15	223-18.6
CAREER	88-81	2664-30.3	369-810	.456	177-413	.429	188-245	.767	86-273	359-4.1	194-5	150	144	37	71	1103-12.5
ACC	44-40	1386-31.5	186-409	.455	99-218	.454	86-115	.748	53-140	193-4.4	105-3	75	76	22	36	557-12.7

JUSTIN ANDERSON

#23



Freshman • Guard • 6-6 • 226 • Montross, Va. • Montrose Christian

2012-13 SEASON:

- Has played in all 25 games and has started the last four games
- Tallied four points, three rebounds and three assists as starter in collegiate debut at George Mason (11/9/12)
- Contributed 11 points vs. Seattle (11/17/12)
- Had six points, three rebounds and two assists vs. Lamar (11/19/12)
- Scored 14 points and added four rebounds, four assists and three steals vs. North Texas (11/20/12)
- Recorded 15 points and nine rebounds vs. Mississippi Valley State (12/8/12)
- Scored five points and grabbed eight rebounds at Wake Forest (1/9/13)
- Sank a career-high two 3-pointers and had a career-high three blocked shots vs. Florida State (1/19/13)
- Tallied 11 points and had a career-high six assists and three steals at Virginia Tech (1/24/13)
- Scored a career-high 16 points vs. Boston College (1/26/13)
- Recorded 10 points, four assists and three rebounds at Georgia Tech (2/3/13)
- Had 14 points and three steals in start vs. Clemson (2/7/13)
- Recorded career-highs in points (17), rebounds (9), and minutes (35) at Maryland (2/10/13)
- Named ACC Rookie of the Week on Feb. 11

SINGLE GAME BESTS

POINTS

Season: 17 at Maryland (2/10/13)
 Career: 17 at Maryland (2/10/13)
 ACC: 17 at Maryland (2/10/13)

REBOUNDS

Season: 9, 2x last at Maryland (2/10/13)
 Career: 9, 2x last at Maryland (2/10/13)
 ACC: 9 at Maryland (2/10/13)

FG MADE

Season: 7 vs. Boston College (1/26/13)
 Career: 7 vs. Boston College (1/26/13)
 ACC: 7 vs. Boston College (1/26/13)

FG ATTEMPTS

Season: 14 at Maryland (2/10/13)
 Career: 14 at Maryland (2/10/13)
 ACC: 14 at Maryland (2/10/13)

3 PT FG MADE

Season: 2 vs. Florida State (1/19/13)
 Career: 2 vs. Florida State (1/19/13)
 ACC: 2 vs. Florida State (1/19/13)

3 PT FG ATTEMPTS

Season: 4 vs. Clemson (2/7/13)
 Career: 4 vs. Clemson (2/7/13)
 ACC: 4 vs. Clemson (2/7/13)

FT MADE

Season: 6, 2x last at Maryland (2/10/13)
 Career: 6, 2x last at Maryland (2/10/13)
 ACC: 6 at Maryland (2/10/13)

FT ATTEMPTS

Season: 8 vs. North Texas (11/20/12)
 Career: 8 vs. North Texas (11/20/12)
 ACC: 6 at Maryland (2/10/13)

ASSISTS

Season: 6 at Virginia Tech (1/24/13)
 Career: 6 at Virginia Tech (1/24/13)
 ACC: 6 at Virginia Tech (1/24/13)

TURNOVERS

Season: 4 vs. Delaware (11/12/12)
 Career: 4 vs. Delaware (11/12/12)
 ACC: 2, 4x last vs. Virginia Tech (2/12/13)

BLOCKS

Season: 3 vs. Florida State (1/19/13)
 Career: 3 vs. Florida State (1/19/13)
 ACC: 3 vs. Florida State (1/19/13)

STEALS

Season: 3, 3x last vs. Clemson (2/7/13)
 Career: 3, 3x last vs. Clemson (2/7/13)
 ACC: 3, 2x last vs. Clemson (2/7/13)

MINUTES

Season: 35 at Maryland (2/10/13)
 Career: 35 at Maryland (2/10/13)
 ACC: 35 at Maryland (2/10/13)

2012-13 GAME-BY-GAME:

Opponent	GP-GS	FG-FGA	3FG-3FGA	FT-FTA	Off-Def	Total	A	TO	Blk	Stl	PF	Min	Pts
at G. Mason	1-1	1-5	0-3	2-5	2-1	3	3	1	0	1	3	27	4
Fairfield	2-1	1-5	0-2	2-4	2-3	5	4	1	1	0	1	27	4
Delaware	3-2	1-3	0-1	0-0	1-0	1	2	4	1	2	3	30	2
Seattle	4-3	4-5	0-1	3-3	0-2	2	4	3	2	1	0	21	11
Lamar	5-3	2-6	0-1	2-2	0-3	3	2	2	1	1	0	20	6
North Texas	6-3	4-10	0-1	6-8	3-1	4	4	0	1	3	2	23	14
at Wisconsin	7-3	1-2	1-2	0-0	0-4	4	0	0	0	0	0	9	3
Green Bay	8-3	2-5	1-2	0-0	1-0	1	0	0	0	0	0	12	5
Tennessee	9-3	0-2	0-1	0-0	0-0	0	1	0	1	0	0	11	0
Miss. Valley St.	10-3	6-11	1-3	2-2	1-8	9	2	0	2	2	1	27	15
Morgan State	11-3	1-5	1-2	2-2	0-2	2	1	1	1	0	0	22	5
vs. Old Dominion	12-3	0-1	0-0	0-0	1-1	2	2	0	1	0	1	11	0
Wofford	13-3	3-7	0-3	0-0	1-1	2	3	1	0	2	1	25	6
North Carolina	14-3	0-2	0-1	1-2	1-3	4	2	0	2	0	0	19	1
at Wake Forest	15-3	2-5	0-0	1-2	4-4	8	2	1	0	0	3	17	5
at Clemson	16-3	0-4	0-1	0-0	1-1	2	0	2	0	0	2	14	0
Florida State	17-3	3-5	2-3	0-0	1-2	3	1	2	3	1	1	21	8
at Virginia Tech	18-3	3-6	1-3	4-4	2-0	2	6	1	0	3	0	24	11
Boston College	19-3	7-9	0-1	2-2	0-2	2	2	1	0	0	0	25	16
NC State	20-3	1-3	0-0	0-0	0-2	2	1	0	1	1	3	18	2
at Georgia Tech	21-3	3-8	1-1	3-4	2-1	3	4	1	1	0	3	25	10
Clemson	22-4	6-9	1-4	1-2	0-1	1	2	1	1	3	1	24	14
at Maryland	23-5	5-14	1-3	6-6	1-8	9	3	2	1	0	1	35	17
Virginia Tech	24-6	0-4	0-1	4-4	0-3	3	1	2	0	0	3	28	4
at North Carolina	25-7	4-9	0-1	0-2	0-2	2	5	1	1	0	1	32	8

CAREER STATISTICS

Year	G-GS	Min-Avg.	FG-FGA	Pct.	3FG-3FGA	Pct.	FT-FTA	Pct.	Off-Def.	Reb-Avg.	PF-DQ	Ast	TO	Blk	Stl	Pts-Avg
2012-13	25-7	547-21.9	60-145	.414	10-41	.244	41-54	.759	24-55	79-3.2	30-0	57	27	21	20	171-6.8
ACC	12-4	282-23.5	34-78	.436	6-19	.316	22-28	.786	12-29	41-3.4	18-0	29	14	10	8	96-8.0
CAREER	25-7	547-21.9	60-145	.414	10-41	.244	41-54	.759	24-55	79-3.2	30-0	57	27	21	20	171-6.8
ACC	12-4	282-23.5	34-78	.436	6-19	.316	22-28	.786	12-29	41-3.4	18-0	29	14	10	8	96-8.0

CAID KIRVEN

#24



Freshman • Forward • 6-8 • 217 • Raleigh, N.C. • Woodberry Forest

2012-13 SEASON:

- Made his collegiate debut vs. Mississippi Valley State (12/8/12)
- Played two minutes vs. Wofford (12/30/12)
- Made his ACC debut vs. Florida State (1/19/13)
- Played five minutes vs. Clemson (2/7/13)
- Played two minutes vs. Virginia Tech (2/12/13)

SINGLE GAME BESTS

POINTS

Season: --
 Career: --
 ACC: --

REBOUNDS

Season: 2 vs. Clemson (2/7/13)
 Career: 2 vs. Clemson (2/7/13)
 ACC: 2 vs. Clemson (2/7/13)

FG MADE

Season: --
 Career: --
 ACC: --

FG ATTEMPTS

Season: 1 vs. Clemson (2/7/13)
 Career: 1 vs. Clemson (2/7/13)
 ACC: 1 vs. Clemson (2/7/13)

3 PT FG MADE

Season: --
 Career: --
 ACC: --

3 PT FG ATTEMPTS

Season: --
 Career: --
 ACC: --

FT MADE

Season: --
 Career: --
 ACC: --

FT ATTEMPTS

Season: --
 Career: --
 ACC: --

ASSISTS

Season: --
 Career: --
 ACC: --

TURNOVERS

Season: 1, 3x last vs. Clemson (2/7/13)
 Career: 1, 3x last vs. Clemson (2/7/13)
 ACC: 1, 2x last vs. Clemson (2/7/13)

BLOCKS

Season: --
 Career: --
 ACC: --

STEALS

Season: --
 Career: --
 ACC: --

MINUTES

Season: 5 vs. Clemson (2/7/13)
 Career: 5 vs. Clemson (2/7/13)
 ACC: 5 vs. Clemson (2/7/13)

2012-13 GAME-BY-GAME:

Opponent	GP-GS	FG-FGA	3FG-3FGA	FT-FTA	Off-Def	Total	A	TO	Blk	Stl	PF	Min	Pts
at G. Mason	DNP												
Fairfield	DNP												
Delaware	DNP												
Seattle	DNP												
Lamar	DNP												
North Texas	DNP												
at Wisconsin	DNP												
Green Bay	DNP												
Tennessee	DNP												
Miss. Valley St.	1-0	0-1	0-0	0-0	0-0	0	0	1	0	0	1	2	0
Morgan State	DNP												
vs. Old Dominion	DNP												
Wofford	2-0	0-0	0-0	0-0	0-1	1	0	0	0	0	0	2	0
North Carolina	DNP												
at Wake Forest	DNP												
at Clemson	DNP												
Florida State	3-0	0-0	0-0	0-0	0-0	0	0	1	0	0	0	1	0
at Virginia Tech	DNP												
Boston College	DNP												
NC State	DNP												
at Georgia Tech	DNP												
Clemson	4-0	0-1	0-0	0-0	0-2	2	0	1	0	0	0	5	0
at Maryland	DNP												
Virginia Tech	5-0	0-0	0-0	0-0	0-0	0	0	0	0	0	0	2	0
at North Carolina	DNP												

CAREER STATISTICS

Year	G-GS	Min-Avg.	FG-FGA	Pct.	3FG-3FGA	Pct.	FT-FTA	Pct.	Off-Def.	Reb-Avg.	PF-DQ	Ast	TO	Blk	Stl	Pts-Avg
2012-13	5-0	12-2.4	0-2	.000	0-0	.000	0-0	.000	0-3	3-0.6	1-0	0	3	0	0	0-0.0
ACC	3-0	8-2.7	0-1	.000	0-0	.000	0-0	.000	0-2	2-0.7	0-0	0	2	0	0	0-0.0
CAREER	5-0	12-2.4	0-2	.000	0-0	.000	0-0	.000	0-3	3-0.6	1-0	0	3	0	0	0-0.0
ACC	3-0	8-2.7	0-1	.000	0-0	.000	0-0	.000	0-2	2-0.7	0-0	0	2	0	0	0-0.0

AKIL MITCHELL

#25



Junior • Forward • 6-8 • 234 • Charlotte, N.C. • Charlotte Christian School

2012-13 SEASON:

- Averaging a career-high 12.6 points and 8.8 rebounds per game
- Shooting a career-high 53.8 percent from the field and 67.6 percent from the free throw line
- Posted 15 points and 13 rebounds for his second career double-double vs. Delaware (11/13/12)
- Had 14 points and a career-high 16 rebounds for his third career double-double vs. Seattle (11/17/12)
- Posted 11 points and 10 rebounds for his fourth career double-double at Wisconsin (11/28/12)
- Scored a career-high 20 points and had nine rebounds vs. Green Bay (12/1/12)
- Recorded 13 points and 12 rebounds for his fifth career double-double vs. Tennessee (12/5/12)
- Tied a career-high with 20 points and had four steals in 16 minutes vs. Mississippi Valley State (12/8/12)
- Tallied a career-high seven assists and recorded his sixth career double-double with 15 points and 12 rebounds vs. Morgan State (12/19/12)
- Had 15 points, six rebounds and career-high-tying four steals vs. Wofford (12/30/12)
- Tallied 10 points and 10 rebounds at Wake Forest (1/9/13) for his seventh career double-double
- Scored an ACC-best 16 points vs. Boston College (1/26/13)
- Recorded his eighth career double-double with 14 points and 12 rebounds vs. NC State (1/29/13)
- Posted 13 points and 12 rebounds for ninth career double-double at Georgia Tech (2/3/13)
- Scored 16 points and tied a career-high with four steals vs. Clemson (2/7/13)
- Contributed an ACC career-high 17 points and eight rebounds vs. Virginia Tech (2/12/13)

2012-13 GAME-BY-GAME:

Opponent	GP-GS	FG-FGA	3FG-3FGA	FT-FTA	Off-Def	Total	A	TO	Blk	Stl	PF	Min	Pts
at G.Mason	1-1	4-6	0-0	3-5	3-4	7	0	1	1	2	1	30	11
Fairfield	2-2	4-11	0-0	4-6	3-5	8	2	1	1	1	2	33	12
Delaware	3-3	5-11	0-0	5-8	5-8	13	3	1	1	0	4	30	15
Seattle	4-4	5-7	0-0	4-4	6-10	16	1	2	0	3	2	26	14
Lamar	5-5	2-7	0-0	6-6	3-5	8	2	0	0	0	2	23	10
North Texas	6-6	3-5	0-0	2-3	0-4	4	1	4	0	0	4	24	8
at Wisconsin	7-7	3-6	0-0	5-6	3-7	10	2	3	0	0	2	33	11
Green Bay	8-8	9-12	0-0	2-2	0-9	9	2	1	1	0	2	26	20
Tennessee	9-9	6-13	0-0	1-3	5-7	12	1	2	0	0	2	34	13
Miss. Valley St.	10-10	9-14	0-0	2-3	2-3	5	1	1	0	4	2	16	20
Morgan State	11-11	5-12	0-1	5-8	4-8	12	7	2	0	1	3	33	15
vs. Old Dominion	12-12	3-10	0-0	2-3	4-5	9	1	1	1	0	2	33	8
Wofford	13-13	6-7	0-0	3-4	1-5	6	2	1	0	4	1	25	15
North Carolina	14-14	2-5	0-0	3-8	2-9	11	1	1	0	2	3	31	7
at Wake Forest	15-15	5-9	0-0	0-1	5-5	10	0	3	1	2	1	31	10
at Clemson	16-16	3-5	0-0	1-2	3-6	9	3	4	1	2	2	31	7
Florida State	17-17	6-7	0-0	1-2	1-4	5	3	2	0	2	4	34	13
at Virginia Tech	18-18	3-6	0-0	2-3	1-7	8	1	2	0	1	4	31	8
Boston College	19-19	6-10	0-0	4-5	2-4	6	0	3	1	1	2	34	16
NC State	20-20	6-12	0-0	2-3	1-11	12	2	0	0	0	0	36	14
at Georgia Tech	21-21	6-14	0-0	1-1	3-9	12	0	1	1	0	3	34	13
Clemson	22-22	7-11	0-0	2-2	2-4	6	0	1	1	4	1	31	16
at Maryland	23-23	4-6	0-0	5-8	2-2	4	0	2	0	2	2	27	13
Virginia Tech	24-24	6-12	0-0	5-8	2-6	8	3	0	0	2	0	34	17
at North Carolina	25-25	3-7	0-0	3-4	0-9	9	0	2	0	0	4	29	9

SINGLE GAME BESTS

POINTS

Season: 20, 2x last vs. Miss. Valley State (12/8/12)
 Career: 20, 2x last vs. Miss. Valley State (12/8/12)
 ACC: 17 vs. Virginia Tech (2/12/13)

REBOUNDS

Season: 16 vs. Seattle (11/17/12)
 Career: 16 vs. Seattle (11/17/12)
 ACC: 12, 2x last at Georgia Tech (2/3/13)

FG MADE

Season: 9, 2x last vs. Miss. Valley State (12/8/12)
 Career: 9, 2x last vs. Miss. Valley State (12/8/12)
 ACC: 7 vs. Clemson (2/7/13)

FG ATTEMPTS

Season: 14, 2x last at Georgia Tech (2/3/13)
 Career: 14, 2x last at Georgia Tech (2/3/13)
 ACC: 14 at Georgia Tech (2/3/13)

3 PT FG MADE

Season: --
 Career: 1 vs. North Carolina (1/8/11)
 ACC: 1 vs. North Carolina (1/8/11)

3 PT FG ATTEMPTS

Season: 1 vs. Morgan State (12/19/12)
 Career: 1 on eight occasions
 ACC: 1 on five occasions

FT MADE

Season: 6 vs. Lamar (11/19/12)
 Career: 6 vs. Lamar (11/19/12)
 ACC: 5 vs. Virginia Tech (2/12/13)

FT ATTEMPTS

Season: 8, 4x last vs. Virginia Tech (2/12/13)
 Career: 8, 4x last vs. Virginia Tech (2/12/13)
 ACC: 8, 2x last vs. Virginia Tech (2/12/13)

ASSISTS

Season: 7 vs. Morgan State (12/19/12)
 Career: 7 vs. Morgan State (12/19/12)
 ACC: 4 vs. Wake Forest (2/8/12)

TURNOVERS

Season: 4, 2x last at Clemson (1/12/13)
 Career: 4, 2x last at Clemson (1/12/13)
 ACC: 4 at Clemson (1/12/13)

BLOCKS

Season: 1, 8x last vs. Clemson (2/7/13)
 Career: 2, 2x last at North Carolina (2/11/12)
 ACC: 2, 2x last at North Carolina (2/11/12)

STEALS

Season: 4, 3x last vs. Clemson (2/7/13)
 Career: 4, 3x last vs. Clemson (2/7/13)
 ACC: 4 vs. Clemson (2/7/13)

MINUTES


Season: 36 vs. NC State (1/29/13)
 Career: 38 vs. NC State (3/9/12)
 ACC: 38 vs. NC State (3/9/12)

CAREER STATISTICS

Year	G-GS	Min-Avg.	FG-FGA	Pct.	3FG-3FGA	Pct.	FT-FTA	Pct.	Off-Def.	Reb-Avg.	PF-DQ	Ast	TO	Blk	Stl	Pts-Avg
2010-11	29-1	438-15.1	27-80	.338	1-8	.125	15-29	.517	22-64	86-3.0	51-1	24	17	6	18	70-2.4
ACC	16-0	254-15.9	15-43	.349	1-5	.200	12-18	.667	11-25	36-2.3	30-1	12	9	4	11	43-2.7
2011-12	32-15	705-22.0	52-103	.505	0-0	.000	27-53	.509	39-102	141-4.4	71-1	27	26	10	21	131-4.1
ACC	16-13	383-23.9	26-57	.456	0-0	.000	16-27	.593	22-52	74-4.6	42-1	16	16	4	14	68-4.3
2012-13	25-25	749-30.0	121-225	.538	0-1	.000	73-108	.676	63-156	219-8.8	55-0	38	41	10	33	315-12.6
ACC	12-12	383-31.9	57-104	.548	0-0	.000	29-47	.617	24-76	100-8.3	26-0	13	21	5	18	143-11.9
CAREER	86-41	1892-22.0	200-408	.490	1-9	.111	115-190	.605	124-322	446-5.2	177-2	89	84	26	72	516-6.0
ACC	44-25	1020-23.2	98-204	.480	1-5	.200	57-92	.620	57-153	210-4.8	98-2	41	46	13	43	254-5.8

THOMAS ROGERS

#30



Junior • Guard • 6-6 • 209 • Farmville, Va. • Fork Union Military Academy

2012-13 SEASON:

- Made his season debut vs. Seattle (11/17/12)
- Played two minutes vs. Lamar (11/19/12)
- Played three minutes vs. Mississippi Valley State (12/8/12)
- Played one minute vs. Morgan State (12/19/12)
- Saw two minutes of action vs. Wofford (12/30/12)
- Played one minute vs. Florida State (1/19/13)
- Played four minutes vs. Clemson (2/7/13)
- Played two minutes vs. Virginia Tech (2/12/13)

SINGLE GAME BESTS

POINTS

Season: --
Career: --
ACC: --

REBOUNDS

Season: 2 vs. Clemson (2/7/13)
Career: 2 vs. Clemson (2/7/13)
ACC: 2 vs. Clemson (2/7/13)

FG MADE

Season: --
Career: --
ACC: --

FG ATTEMPTS

Season: 2, 2x last vs. Virginia Tech (2/12/13)
Career: 2, 4x last vs. Virginia Tech (2/12/13)
ACC: 2 vs. Virginia Tech (2/12/13)

3 PT FG MADE

Season: --
Career: --
ACC: --

3 PT FG ATTEMPTS

Season: 1, 2x last vs. Wofford (12/30/12)
Career: 2, 2x last vs. Green Bay (11/25/11)
ACC: 1, 2x last vs. Wake Forest (2/8/12)

FT MADE

Season: --
Career: --
ACC: --

FT ATTEMPTS

Season: 2 vs. Mississippi Valley State (12/8/12)
Career: 2 vs. Mississippi Valley State (12/8/12)
ACC: --

ASSISTS

Season: 1, 2x last vs. Clemson (2/7/13)
Career: 1, 3x last vs. Clemson (2/7/13)
ACC: 1 vs. Clemson (2/7/13)

TURNOVERS

Season: 1 vs. Morgan State (12/19/12)
Career: 1, 2x last vs. Morgan State (12/19/12)
ACC: --

BLOCKS

Season: --
Career: --
ACC: --

STEALS

Season: --
Career: --
ACC: --

MINUTES

Season: 4, 2x last vs. Clemson (2/7/13)
Career: 4, 3x last vs. Clemson (2/7/13)
ACC: 4 vs. Clemson (2/7/13)

2012-13 GAME-BY-GAME:

Opponent	GP-GS	FG-FGA	3FG-3FGA	FT-FTA	Off-Def	Total	A	TO	Blk	Stl	PF	Min	Pts
at G. Mason	DNP												
Fairfield	DNP												
Delaware	DNP												
Seattle	1-0	0-0	0-0	0-0	0-0	0	1	0	0	0	1	4	0
Lamar	2-0	0-0	0-0	0-0	0-0	0	0	0	0	0	0	2	0
North Texas	DNP												
at Wisconsin	DNP												
Green Bay	DNP												
Tennessee	DNP												
Miss. Valley St.	3-0	0-0	0-0	0-2	0-1	1	0	0	0	0	0	3	0
Morgan State	4-0	0-1	0-1	0-0	0-0	0	0	1	0	0	0	1	0
vs. Old Dominion	DNP												
Wofford	5-0												
North Carolina	DNP												
at Wake Forest	DNP												
at Clemson	DNP												
Florida State	6-0	0-0	0-0	0-0	0-1	1	0	0	0	0	0	1	0
at Virginia Tech	DNP												
Boston College	DNP												
NC State	DNP												
at Georgia Tech	DNP												
Clemson	7-0	0-0	0-0	0-0	0-2	2	1	0	0	0	0	4	0
at Maryland	DNP												
Virginia Tech	8-0	0-2	0-0	0-0	0-0	0	0	0	0	0	0	2	0
at North Carolina	DNP												

CAREER STATISTICS

Year	G-GS	Min-Avg.	FG-FGA	Pct.	3FG-3FGA	Pct.	FT-FTA	Pct.	Off-Def.	Reb-Avg.	PF-DQ	Ast	TO	Blk	Stl	Pts-Avg
2010-11	6-0	8-1.3	0-2	.000	0-2	.000	0-0	.000	0-0	0-0.0	0-0	0	0	0	0	0-0.0
ACC	2-0	2-1.0	0-0	.000	0-0	.000	0-0	.000	0-0	0-0.0	0-0	0	0	0	0	0-0.0
2011-12	7-0	19-2.7	0-6	.000	0-6	.000	0-0	.000	0-3	3-0.4	3-0	1	1	0	0	0-0.0
ACC	3-0	8-2.7	0-2	.000	0-2	.000	0-0	.000	0-2	2-0.7	1-0	0	0	0	0	0-0.0
2012-13	8-0	19-2.4	0-6	.000	0-2	.000	0-2	.000	0-5	5-0.6	1-0	2	1	0	0	0-0.0
ACC	3-0	7-2.3	0-2	.000	0-0	.000	0-0	.000	0-3	3-1.0	0-0	1	0	0	0	0-0.0
CAREER	21-0	46-2.2	0-14	.000	0-10	.000	0-2	.000	0-8	8-0.4	4-0	3	2	0	0	0-0.0
ACC	8-0	17-2.1	0-4	.000	0-2	.000	0-0	.000	0-5	5-0.6	1-0	1	0	0	0	0-0.0

DARION ATKINS

#32



Sophomore • Forward • 6-8 • 222 • Clinton, Md. • Landon School

2012-13 SEASON:

- Missed Florida State, Virginia Tech, Boston College, Georgia Tech and Clemson games due to injury
- Tallied seven points and four rebounds in 16 minutes off the bench at George Mason (11/9/12)
- Made his first career start vs. Fairfield (11/12/12)
- Scored 11 points against Delaware (11/13/12)
- Earned six rebounds and a career-high four blocked shots vs. Seattle (11/17/12)
- Tallied five points in 19 minutes vs. Lamar (11/19/12)
- Added 10 points and a career-high nine rebounds vs. North Texas (11/20/12)
- Scored 14 points and had seven rebounds at Wisconsin (11/28/12)
- Grabbed a career-high 11 rebounds and blocked four shots vs. Green Bay (12/1/12)
- Tallied eight points, five rebounds and three blocked shots vs. Tennessee (12/5/12)
- Recorded 14 points in 23 minutes vs. Mississippi Valley State (12/8/12)
- Led Virginia scoring with a career-high 17 points and three steals vs. Morgan State (12/19/12)
- Played a season-low seven minutes vs. Wofford (12/30/12)
- Made his first career ACC start vs. North Carolina (1/6/13)
- Blocked two shots in 15 minutes at Clemson (1/12/13)

2012-13 GAME-BY-GAME:

Opponent	GP-GS	FG-FGA	3FG-3FGA	FT-FTA	Off-Def	Total	A	TO	Blk	Stl	PF	Min	Pts
at G. Mason	1-0	3-5	0-0	1-1	3-1	4	0	2	0	0	4	16	7
Fairfield	2-1	0-2	0-0	0-0	0-1	1	0	1	1	0	0	9	0
Delaware	3-1	5-7	0-0	1-3	3-0	3	1	0	0	0	0	23	11
Seattle	4-1	3-4	0-0	2-2	2-4	6	1	2	4	2	0	18	8
Lamar	5-1	2-4	0-0	1-1	0-1	1	1	1	1	0	4	19	5
North Texas	6-2	5-10	0-0	0-0	5-4	9	1	1	2	1	3	31	10
at Wisconsin	7-3	6-9	0-0	2-3	3-4	7	1	1	2	1	2	35	14
Green Bay	8-4	2-6	0-0	3-6	2-9	11	3	2	4	0	2	36	7
Tennessee	9-5	4-10	0-0	0-0	0-5	5	0	1	3	1	3	33	8
Miss. Valley St.	10-6	7-11	0-0	0-2	2-5	7	0	0	1	1	2	23	14
Morgan State	11-7	8-12	0-0	1-3	3-1	4	0	3	1	3	4	25	17
vs. Old Dominion	12-8	2-6	0-0	0-0	1-3	4	0	2	2	1	5	22	4
Wofford	13-9	0-2	0-0	0-0	0-0	0	0	1	0	0	0	7	0
North Carolina	14-10	1-4	0-0	0-0	0-3	3	0	0	2	0	2	16	2
at Wake Forest	15-11	0-4	0-0	2-2	0-2	2	0	1	0	0	2	16	2
at Clemson	16-12	1-3	0-0	0-0	0-1	1	1	0	2	0	3	15	2
Florida State	DNP												
at Virginia Tech	DNP												
Boston College	DNP												
NC State	17-12	0-0	0-0	0-0	0-2	2	0	1	0	0	0	6	0
at Georgia Tech	DNP												
Clemson	DNP												
at Maryland	18-12	0-1	0-0	0-0	1-2	3	0	1	0	0	1	7	0
Virginia Tech	19-12	0-1	0-0	0-0	1-0	1	0	1	0	0	0	2	0
at North Carolina	20-12	2-4	0-0	0-0	2-1	3	0	0	0	0	0	8	4

SINGLE GAME BESTS

POINTS

Season: 17 vs. Morgan State (12/19/12)
 Career: 17 vs. Morgan State (12/19/12)
 ACC: 6 vs. Boston College (1/26/12)

REBOUNDS

Season: 11 vs. Green Bay (12/1/12)
 Career: 11 vs. Green Bay (12/1/12)
 ACC: 6 vs. North Carolina (2/25/12)

FG MADE

Season: 8 vs. Morgan State (12/19/12)
 Career: 8 vs. Morgan State (12/19/12)
 ACC: 2 on four occasions

FG ATTEMPTS

Season: 12 vs. Morgan State (12/19/12)
 Career: 12 vs. Morgan State (12/19/12)
 ACC: 5 vs. Wake Forest (2/8/12)

3 PT FG MADE

Season: --
 Career: --
 ACC: --

3 PT FG ATTEMPTS

Season: --
 Career: --
 ACC: --

FT MADE

Season: 3 vs. Green Bay (12/1/12)
 Career: 4 vs. Longwood (12/3/11)
 ACC: 2 at GT (1/19/12), vs. BC (1/26/12)

FT ATTEMPTS

Season: 6 vs. Green Bay (12/1/12)
 Career: 6, 2x last vs. Green Bay (12/1/12)
 ACC: 2 on four occasions

ASSISTS

Season: 3 vs. Green Bay (12/1/12)
 Career: 3 vs. Green Bay (12/1/12)
 ACC: 1, 3x last at Clemson (1/12/13)

TURNOVERS

Season: 3 vs. Morgan State (12/19/12)
 Career: 3 vs. Morgan State (12/19/12)
 ACC: 2 at Maryland (3/4/12)

BLOCKS

Season: 4, 2x last vs. Green Bay (12/1/12)
 Career: 4, 2x last vs. Green Bay (12/1/12)
 ACC: 2, 8x last at Clemson (1/12/13)

STEALS

Season: 3 vs. Morgan State (12/19/12)
 Career: 3 vs. Morgan State (12/19/12)
 ACC: 2 vs. Wake Forest (2/8/12)

MINUTES

Season: 36 vs. Green Bay (12/1/12)
 Career: 36 vs. Green Bay (12/1/12)
 ACC: 22 at Maryland (3/4/12)

CAREER STATISTICS

Year	G-GS	Min-Avg.	FG-FGA	Pct.	3FG-3FGA	Pct.	FT-FTA	Pct.	Off-Def.	Reb-Avg.	PF-DQ	Ast	TO	Blk	Stl	Pts-Avg
2011-12	27-0	275-10.2	25-43	.581	0-0	.000	11-19	.579	23-39	62-2.3	50-1	3	5	19	12	61-2.3
ACC	16-0	190-11.9	15-27	.556	0-0	.000	5-8	.625	14-25	39-2.4	36-1	2	3	14	8	35-2.2
2012-13	20-12	367-18.4	51-105	.486	0-0	.000	13-23	.565	28-49	77-3.9	37-1	9	21	25	10	115-5.8
ACC	7-3	70-10.0	4-17	.235	0-0	.000	2-2	1.000	4-11	15-2.1	8-0	1	4	4	0	10-1.4
CAREER	47-12	642-13.7	76-148	.514	0-0	.000	24-42	.571	51-88	139-3.0	87-2	12	26	44	22	176-3.7
ACC	23-3	260-11.3	19-44	.432	0-0	.000	7-10	.700	18-36	54-2.3	44-1	3	7	18	8	45-2.0

2012-13 Virginia Basketball
Virginia Season Schedule/Results & Leaders (as of Feb 16, 2013)
All games

RECORD:	OVERALL	HOME	AWAY	NEUTRAL
ALL GAMES	18-7	15-1	3-5	0-1
CONFERENCE	8-4	6-0	2-4	0-0
NON-CONFERENCE	10-3	9-1	1-1	0-1

Date	Opponent	Score	Att.	High Points	High Rebounds
11/9/12	at George Mason	59-63 L	9840	(19)Joe Harris	(8)Joe Harris
11/12/12	FAIRFIELD	W 54-45	8568	(15)Joe Harris	(8)Akil Mitchell
11/13/12	DELAWARE	53-59 L	8490	(20)Joe Harris	(13)Akil Mitchell
11/17/12	SEATTLE	W 83-43	9160	(17)Mike Tobey	(16)Akil Mitchell
11/19/12	LAMAR	W 63-44	1444	(17)Joe Harris	(8)Akil Mitchell
11/20/12	NORTH TEXAS	W 80-64	1745	(14)Justin Anderson	(9)Darion Atkins
11/28/12	at Wisconsin	W 60-54	16690	(22)Joe Harris	(10)Akil Mitchell
12/01/12	GREEN BAY	W 67-51	9600	(20)Akil Mitchell	(11)Darion Atkins
12/05/12	TENNESSEE	W 46-38	9702	(13)Akil Mitchell (13)Joe Harris	(12)Akil Mitchell
12/08/12	MISSISSIPPI VALLEY STATE	W 67-39	8691	(20)Akil Mitchell	(9)Justin Anderson
12/19/12	MORGAN STATE	W 75-57	8319	(17)Darion Atkins	(12)Akil Mitchell
12/22/12	vs Old Dominion	61-63 L	6944	(18)Joe Harris	(9)Akil Mitchell
12/30/12	WOFFORD	W 74-39	9387	(19)Mike Tobey	(6)Mike Tobey (6)Akil Mitchell (6)Evan Nolte
01/06/13	*NORTH CAROLINA	W 61-52	12117	(19)Joe Harris	(11)Akil Mitchell
01/09/13	*at Wake Forest	52-55 L	9217	(14)Mike Tobey	(10)Akil Mitchell
1/12/13	*at Clemson	44-59 L	7795	(14)Joe Harris	(9)Akil Mitchell
01/19/13	*FLORIDA STATE	W 56-36	12303	(17)Joe Harris	(7)Evan Nolte
01/24/13	*at Virginia Tech	W 74-58	7222	(18)Evan Nolte	(8)Akil Mitchell
01/26/13	*BOSTON COLLEGE	W 65-51	11660	(16)Justin Anderson (16)Akil Mitchell	(7)Paul Jespersen
01/29/13	*NC STATE	W 58-55	10977	(22)Joe Harris	(12)Akil Mitchell
2/3/13	*at Georgia Tech	60-66 L	7128	(18)Joe Harris	(12)Akil Mitchell
02/07/13	*CLEMSON	W 78-41	9942	(21)Joe Harris	(6)Akil Mitchell
02/10/13	*at Maryland	W 80-69	16895	(22)Joe Harris	(9)Justin Anderson
02/12/13	*VIRGINIA TECH	W 73-55	11764	(26)Joe Harris	(8)Akil Mitchell
02/16/13	*at North Carolina	81-93 L	20616	(27)Joe Harris	(9)Akil Mitchell

* - Conference game

Attendance Summary	Games	Attend	Avg/Game
Home	16	143869	8992
Away	8	95403	11925
Neutral	1	6944	6944
Total	25	246216	9849

2012-13 Virginia Basketball
Virginia Season Box Score (as of Feb 16, 2013)
All games

RECORD:	OVERALL	HOME	AWAY	NEUTRAL
ALL GAMES	18-7	15-1	3-5	0-1
CONFERENCE	8-4	6-0	2-4	0-0
NON-CONFERENCE	10-3	9-1	1-1	0-1

##	Player	gp-gs	min	avg	Total		3-Point		F-Throw		Rebounds				pf	dq	a	to	blk	stl	pts	avg
					fg-fga	fg%	3fg-fga	3fg%	ft-fa	ft%	off	def	tot	avg								
12	Joe Harris	25-25	785	31.4	141-280	.504	63-128	.492	73-95	.768	22	78	100	4.0	57	1	56	49	14	21	418	16.7
25	Akil Mitchell	25-25	749	30.0	121-225	.538	0-1	.000	73-108	.676	63	156	219	8.8	55	0	38	41	10	33	315	12.6
11	Evan Nolte	25-8	538	21.5	58-131	.443	38-90	.422	19-22	.864	14	53	67	2.7	61	1	29	17	13	21	173	6.9
23	Justin Anderson	25-7	547	21.9	60-145	.414	10-41	.244	41-54	.759	24	55	79	3.2	30	0	57	27	21	20	171	6.8
10	Mike Tobey	21-1	283	13.5	59-111	.532	2-4	.500	16-20	.800	18	35	53	2.5	27	0	10	18	12	2	136	6.5
32	Darion Atkins	20-12	367	18.4	51-105	.486	0-0	.000	13-23	.565	28	49	77	3.9	37	1	9	21	25	10	115	5.8
02	Paul Jespersion	25-24	645	25.8	42-108	.389	29-72	.403	10-12	.833	5	48	53	2.1	42	0	28	24	13	15	123	4.9
01	Jontel Evans	16-12	421	26.3	29-71	.408	1-2	.500	7-18	.389	6	32	38	2.4	31	0	80	43	0	12	66	4.1
05	Teven Jones	21-9	339	16.1	19-56	.339	8-25	.320	18-21	.857	1	16	17	0.8	38	0	32	23	2	14	64	3.0
04	Taylor Barnette	17-2	187	11.0	15-32	.469	12-28	.429	0-2	.000	1	10	11	0.6	10	0	15	11	0	0	42	2.5
00	Doug Browman	16-0	108	6.8	0-4	.000	0-4	.000	1-4	.250	1	14	15	0.9	11	0	13	9	0	1	1	0.1
30	Thomas Rogers	8-0	19	2.4	0-6	.000	0-2	.000	0-2	.000	0	5	5	0.6	1	0	2	1	0	0	0	0.0
24	Caid Kirven	5-0	12	2.4	0-2	.000	0-0	.000	0-0	.000	0	3	3	0.6	1	0	0	3	0	0	0	0.0
Team											31	40	71				2					
Total.....		25	5000		595-1276	.466	163-397	.411	271-381	.711	214	594	808	32.3	401	3	369	289	110	149	1624	65.0
Opponents.....		25	5000		470-1239	.379	131-439	.298	278-411	.676	234	519	753	30.1	369	3	220	326	79	132	1349	54.0

Score by Periods	1st	2nd	Totals
Virginia	762	862	1624
Opponents	597	752	1349

2012-13 Virginia Basketball
Virginia Overall Team Statistics (as of Feb 16, 2013)
All games

TEAM STATISTICS	VA	OPP
SCORING	1624	1349
Points per game	65.0	54.0
Scoring margin	+11.0	-
FIELD GOALS-ATT	595-1276	470-1239
Field goal pct	.466	.379
3 POINT FG-ATT	163-397	131-439
3-point FG pct	.411	.298
3-pt FG made per game	6.5	5.2
FREE THROWS-ATT	271-381	278-411
Free throw pct	.711	.676
F-Throws made per game	10.8	11.1
REBOUNDS	808	753
Rebounds per game	32.3	30.1
Rebounding margin	+2.2	-
ASSISTS	369	220
Assists per game	14.8	8.8
TURNOVERS	289	326
Turnovers per game	11.6	13.0
Turnover margin	+1.5	-
Assist/turnover ratio	1.3	0.7
STEALS	149	132
Steals per game	6.0	5.3
BLOCKS	110	79
Blocks per game	4.4	3.2
WINNING STREAK	0	-
Home win streak	14	-
ATTENDANCE	143869	102347
Home games-Avg/Game	16-8992	8-11925
Neutral site-Avg/Game	-	1-6944

Score by Periods	1st	2nd	Totals
Virginia	762	862	1624
Opponents	597	752	1349

2012-13 Virginia Basketball
Virginia Team Game-by-Game (as of Feb 16, 2013)
All games

TEAM STATISTICS

Opponent	Date	Score		Total		3-Pointers		Free throws		Rebounds				pf	a	t/o	blk	stl	pts	avg
				fg-fga	pct	3fg-fga	pct	ft-fta	pct	off	def	tot	avg							
at George Mason	11/9/12	59-63	L	21-52	.404	8-21	.381	9-15	.600	11	21	32	32.0	20	12	12	1	3	59	59.0
FAIRFIELD	11/12/12	54-45	W	19-47	.404	2-8	.250	14-20	.700	11	21	32	32.0	8	14	9	4	5	54	56.5
DELAWARE	11/13/12	53-59	L	20-57	.351	4-21	.190	9-15	.600	16	19	35	33.0	17	10	12	4	5	53	55.3
SEATTLE	11/17/12	83-43	W	28-50	.560	6-14	.429	21-24	.875	9	32	41	35.0	13	21	19	6	7	83	62.2
LAMAR	11/19/12	63-44	W	23-53	.434	6-16	.375	11-11	1.000	7	22	29	33.8	16	12	9	8	9	63	62.4
NORTH TEXAS	11/20/12	80-64	W	27-46	.587	8-11	.727	18-24	.750	9	19	28	32.8	20	18	15	5	7	80	65.3
at Wisconsin	11/28/12	60-54	W	21-46	.457	4-12	.333	14-17	.824	8	28	36	33.3	12	12	10	4	3	60	64.6
GREEN BAY	12/01/12	67-51	W	26-52	.500	7-14	.500	8-11	.727	4	28	32	33.1	14	20	10	5	7	67	64.9
TENNESSEE	12/05/12	46-38	W	19-53	.358	1-8	.125	7-10	.700	10	27	37	33.6	15	10	8	8	2	46	62.8
MISSISSIPPI VALLEY STA	12/08/12	67-39	W	28-56	.500	3-12	.250	8-14	.571	7	35	42	34.4	17	17	10	8	9	67	63.2
MORGAN STATE	12/19/12	75-57	W	25-54	.463	6-16	.375	19-29	.655	16	23	39	34.8	17	18	16	2	8	75	64.3
vs Old Dominion	12/22/12	61-63	L	21-53	.396	9-21	.429	10-13	.769	8	24	32	34.6	19	13	8	7	1	61	64.0
WOFFORD	12/30/12	74-39	W	30-47	.638	8-15	.533	6-10	.600	4	27	31	34.3	12	22	12	2	8	74	64.8
NORTH CAROLINA	01/06/13	61-52	W	22-49	.449	8-14	.571	9-18	.500	5	27	32	34.1	14	14	11	6	6	61	64.5
at Wake Forest	01/09/13	52-55	L	20-55	.364	3-11	.273	9-12	.750	17	23	40	34.5	19	8	17	3	6	52	63.7
at Clemson	1/12/13	44-59	L	17-48	.354	5-17	.294	5-8	.625	7	16	23	33.8	17	11	12	3	4	44	62.4
FLORIDA STATE	01/19/13	56-36	W	22-45	.489	7-13	.538	5-6	.833	10	20	30	33.6	14	15	16	5	9	56	62.1
at Virginia Tech	01/24/13	74-58	W	26-51	.510	11-23	.478	11-18	.611	5	19	24	33.1	18	21	6	3	9	74	62.7
BOSTON COLLEGE	01/26/13	65-51	W	27-48	.563	2-9	.222	9-11	.818	7	22	29	32.8	16	15	13	7	7	65	62.8
NC STATE	01/29/13	58-55	W	22-54	.407	4-16	.250	10-15	.667	7	26	33	32.8	14	13	8	4	4	58	62.6
at Georgia Tech	2/3/13	60-66	L	22-55	.400	9-22	.409	7-11	.636	13	18	31	32.8	22	15	14	3	4	60	62.5
CLEMSON	02/07/13	78-41	W	30-54	.556	10-24	.417	8-12	.667	5	24	29	32.6	17	17	6	6	12	78	63.2
at Maryland	02/10/13	80-69	W	26-48	.542	11-19	.579	17-23	.739	9	25	34	32.7	16	15	16	1	5	80	63.9
VIRGINIA TECH	02/12/13	73-55	W	22-50	.440	9-19	.474	20-23	.870	6	27	33	32.7	13	14	6	3	2	73	64.3
at North Carolina	02/16/13	81-93	L	31-53	.585	12-21	.571	7-11	.636	3	21	24	32.3	21	12	14	2	7	81	65.0
Virginia		1624		595-1276	.466	163-397	.411	271-381	.711	214	594	808	32.3	401	369	289	110	149	1624	65.0
Opponents		1349		470-1239	.379	131-439	.298	278-411	.676	234	519	753	30.1	369	220	326	79	132	1349	54.0

Games played: 25
Points/game: 65.0
FG Pct: 46.6
3FG Pct: 41.1
FT Pct: 71.1

Rebounds/game: 32.3
Assists/game: 14.8
Turnovers/game: 11.6
Assist/turnover ratio: 1.3
Steals/game: 6.0
Blocks/game: 4.4

2012-13 Virginia Basketball
Virginia Points-Rebounds-Assists (as of Feb 16, 2013)
All games

Opponent	Date	Score		00	01	02	04	05	10	11
				BROWMAN,DO	EVANS,JONT	JESPERSON,	BARNETTE,T	JONES,TEVE	TOBEY,MIKE	NOLTE,EVAN
at George Mason	11/9/12	59-63	L	0-3-2	DNP	2-2-1	5-0-0	DNP	5-1-0	6-2-3
FAIRFIELD	11/12/12	54-45	W	0-0-1	DNP	6-1-2	0-1-0	DNP	6-3-0	11-1-2
DELAWARE	11/13/12	53-59	L	0-1-1	0-1-0	2-5-2	0-0-0	DNP	0-1-0	3-1-0
SEATTLE	11/17/12	83-43	W	1-2-0	DNP	3-1-5	8-2-4	4-3-1	17-4-1	10-1-3
LAMAR	11/19/12	63-44	W	0-0-0	DNP	9-5-1	2-1-1	6-0-2	6-1-0	2-0-1
NORTH TEXAS	11/20/12	80-64	W	DNP	DNP	5-1-2	0-0-0	13-1-4	5-0-1	13-4-3
at Wisconsin	11/28/12	60-54	W	DNP	0-4-0	0-3-0	DNP	2-0-3	0-0-0	8-3-1
GREEN BAY	12/01/12	67-51	W	DNP	2-3-7	8-1-1	DNP	0-0-2	3-1-1	2-2-2
TENNESSEE	12/05/12	46-38	W	DNP	4-0-4	2-4-0	DNP	2-0-3	2-2-0	2-2-0
MISSISSIPPI VALLEY STAT	12/08/12	67-39	W	0-2-0	DNP	3-1-1	3-1-4	2-3-2	5-3-0	2-4-1
MORGAN STATE	12/19/12	75-57	W	0-1-0	DNP	11-3-1	0-3-2	2-2-2	6-3-1	5-1-1
vs Old Dominion	12/22/12	61-63	L	0-0-0	DNP	3-4-2	3-0-2	4-4-3	6-0-1	15-3-0
WOFFORD	12/30/12	74-39	W	0-2-6	DNP	3-1-1	3-1-1	6-1-3	19-6-1	7-6-2
NORTH CAROLINA	01/06/13	61-52	W	DNP	8-0-6	7-1-2	DNP	6-2-0	2-3-0	9-1-2
at Wake Forest	01/09/13	52-55	L	DNP	2-4-3	0-0-0	0-0-0	0-1-1	14-7-0	6-3-0
at Clemson	1/12/13	44-59	L	DNP	2-1-3	5-0-0	DNP	2-0-0	6-2-1	6-1-0
FLORIDA STATE	01/19/13	56-36	W	0-0-1	6-5-7	8-2-0	0-0-0	0-0-1	2-1-0	2-7-1
at Virginia Tech	01/24/13	74-58	W	0-1-1	4-2-6	3-0-1	DNP	3-0-1	10-3-1	18-2-2
BOSTON COLLEGE	01/26/13	65-51	W	0-2-1	3-2-6	6-7-2	DNP	DNP	8-3-0	9-2-0
NC STATE	01/29/13	58-55	W	0-0-0	4-1-7	0-1-1	DNP	0-0-0	13-7-1	3-1-0
at Georgia Tech	2/3/13	60-66	L	DNP	4-1-4	3-1-1	3-0-0	2-0-1	1-2-1	6-4-0
CLEMSON	02/07/13	78-41	W	0-0-0	2-1-8	5-2-1	9-1-1	2-0-0	DNP	9-5-2
at Maryland	02/10/13	80-69	W	DNP	5-5-8	12-3-0	3-0-0	0-0-0	DNP	8-5-3
VIRGINIA TECH	02/12/13	73-55	W	0-1-0	8-7-6	8-2-1	0-1-0	5-0-2	DNP	5-4-0
at North Carolina	02/16/13	81-93	L	0-0-0	12-1-5	9-2-0	3-0-0	3-0-1	DNP	6-2-0

Opponent	Date	Score		12	23	24	25	30	32
				HARRIS,JOE	ANDERSON,J	KIRVEN,CAI	MITCHELL,A	ROGERS,THO	ATKINS,DAR
at George Mason	11/9/12	59-63	L	19-8-3	4-3-3	DNP	11-7-0	DNP	7-4-0
FAIRFIELD	11/12/12	54-45	W	15-7-3	4-5-4	DNP	12-8-2	DNP	0-1-0
DELAWARE	11/13/12	53-59	L	20-4-1	2-1-2	DNP	15-13-3	DNP	11-3-1
SEATTLE	11/17/12	83-43	W	7-1-0	11-2-4	DNP	14-16-1	0-0-1	8-6-1
LAMAR	11/19/12	63-44	W	17-5-2	6-3-2	DNP	10-8-2	0-0-0	5-1-1
NORTH TEXAS	11/20/12	80-64	W	12-2-2	14-4-4	DNP	8-4-1	DNP	10-9-1
at Wisconsin	11/28/12	60-54	W	22-5-5	3-4-0	DNP	11-10-2	DNP	14-7-1
GREEN BAY	12/01/12	67-51	W	20-2-2	5-1-0	DNP	20-9-2	DNP	7-11-3
TENNESSEE	12/05/12	46-38	W	13-6-1	0-0-1	DNP	13-12-1	DNP	8-5-0
MISSISSIPPI VALLEY STAT	12/08/12	67-39	W	3-3-6	15-9-2	0-0-0	20-5-1	0-1-0	14-7-0
MORGAN STATE	12/19/12	75-57	W	14-2-3	5-2-1	DNP	15-12-7	0-0-0	17-4-0
vs Old Dominion	12/22/12	61-63	L	18-3-2	0-2-2	DNP	8-9-1	DNP	4-4-0
WOFFORD	12/30/12	74-39	W	15-4-3	6-2-3	0-1-0	15-6-2	0-1-0	0-0-0
NORTH CAROLINA	01/06/13	61-52	W	19-5-1	1-4-2	DNP	7-11-1	DNP	2-3-0
at Wake Forest	01/09/13	52-55	L	13-4-2	5-8-2	DNP	10-10-0	DNP	2-2-0
at Clemson	1/12/13	44-59	L	14-5-3	0-2-0	DNP	7-9-3	DNP	2-1-1
FLORIDA STATE	01/19/13	56-36	W	17-4-1	8-3-1	0-0-0	13-5-3	0-1-0	DNP
at Virginia Tech	01/24/13	74-58	W	17-3-2	11-2-6	DNP	8-8-1	DNP	DNP
BOSTON COLLEGE	01/26/13	65-51	W	7-5-4	16-2-2	DNP	16-6-0	DNP	DNP
NC STATE	01/29/13	58-55	W	22-4-1	2-2-1	DNP	14-12-2	DNP	0-2-0
at Georgia Tech	2/3/13	60-66	L	18-6-4	10-3-4	DNP	13-12-0	DNP	DNP
CLEMSON	02/07/13	78-41	W	21-4-2	14-1-2	0-2-0	16-6-0	0-2-1	DNP
at Maryland	02/10/13	80-69	W	22-2-1	17-9-3	DNP	13-4-0	DNP	0-3-0
VIRGINIA TECH	02/12/13	73-55	W	26-4-1	4-3-1	0-0-0	17-8-3	0-0-0	0-1-0
at North Carolina	02/16/13	81-93	L	27-2-1	8-2-5	DNP	9-9-0	DNP	4-3-0

2012-13 Virginia Basketball
Virginia Game-by-Game Highs (as of Feb 16, 2013)
All games

Opponent	Date	Score	Points	Rebounds	Assists	Steals	Blocked shots
at George Mason	11/9/12	59-63	19-Joe Harris	8-Joe Harris	3-Joe Harris Justin Anderson Evan Nolte	2-Akil Mitchell	1-Akil Mitchell
FAIRFIELD	11/12/12	54-45	15-Joe Harris	8-Akil Mitchell	4-Justin Anderson	3-Evan Nolte	1-Akil Mitchell Joe Harris Darion Atkins Justin Anderson
DELAWARE	11/13/12	53-59	20-Joe Harris	13-Akil Mitchell	3-Akil Mitchell	3-Evan Nolte	1-Mike Tobey Justin Anderson Paul Jesperson Akil Mitchell
SEATTLE	11/17/12	83-43	17-Mike Tobey	16-Akil Mitchell	5-Paul Jesperson	3-Akil Mitchell	4-Darion Atkins
LAMAR	11/19/12	63-44	17-Joe Harris	8-Akil Mitchell	2-Joe Harris Justin Anderson Teven Jones Akil Mitchell	3-Joe Harris Evan Nolte	2-Paul Jesperson Joe Harris
NORTH TEXAS	11/20/12	80-64	14-Justin Anderson	9-Darion Atkins	4-Teven Jones Justin Anderson	3-Justin Anderson	2-Darion Atkins
at Wisconsin	11/28/12	60-54	22-Joe Harris	10-Akil Mitchell	5-Joe Harris	2-Teven Jones	2-Darion Atkins
GREEN BAY	12/01/12	67-51	20-Joe Harris Akil Mitchell	11-Darion Atkins	7-Jontel Evans	5-Jontel Evans	4-Darion Atkins
TENNESSEE	12/05/12	46-38	13-Joe Harris Akil Mitchell	12-Akil Mitchell	4-Jontel Evans	1-Darion Atkins Teven Jones	3-Darion Atkins
MISSISSIPPI VALLEY STAT	12/08/12	67-39	20-Akil Mitchell	9-Justin Anderson	6-Joe Harris	4-Akil Mitchell	3-Mike Tobey
MORGAN STATE	12/19/12	75-57	17-Darion Atkins	12-Akil Mitchell	7-Akil Mitchell	3-Teven Jones Darion Atkins	1-Justin Anderson Darion Atkins
vs Old Dominion	12/22/12	61-63	18-Joe Harris	9-Akil Mitchell	3-Teven Jones	1-Darion Atkins	2-Darion Atkins
WOFFORD	12/30/12	74-39	19-Mike Tobey	6-Evan Nolte Akil Mitchell Mike Tobey	6-Doug Browman	4-Akil Mitchell	1-Mike Tobey Paul Jesperson
NORTH CAROLINA	01/06/13	61-52	19-Joe Harris	11-Akil Mitchell	6-Jontel Evans	2-Joe Harris Akil Mitchell	2-Darion Atkins Justin Anderson
at Wake Forest	01/09/13	52-55	14-Mike Tobey	10-Akil Mitchell	3-Jontel Evans	2-Teven Jones Akil Mitchell	1-Akil Mitchell Joe Harris Evan Nolte
at Clemson	1/12/13	44-59	14-Joe Harris	9-Akil Mitchell	3-Akil Mitchell Joe Harris Jontel Evans	2-Akil Mitchell	2-Darion Atkins
FLORIDA STATE	01/19/13	56-36	17-Joe Harris	7-Evan Nolte	7-Jontel Evans	4-Joe Harris	3-Justin Anderson
at Virginia Tech	01/24/13	74-58	18-Evan Nolte	8-Akil Mitchell	6-Justin Anderson Jontel Evans	4-Evan Nolte	2-Evan Nolte
BOSTON COLLEGE	01/26/13	65-51	16-Akil Mitchell Justin Anderson	7-Paul Jesperson	6-Jontel Evans	3-Paul Jesperson	3-Joe Harris
NC STATE	01/29/13	58-55	22-Joe Harris	12-Akil Mitchell	7-Jontel Evans	1-Mike Tobey Evan Nolte Justin Anderson Paul Jesperson	2-Mike Tobey
at Georgia Tech	2/3/13	60-66	18-Joe Harris	12-Akil Mitchell	4-Justin Anderson Joe Harris Jontel Evans	2-Paul Jesperson	1-Joe Harris Akil Mitchell Justin Anderson
CLEMSON	02/07/13	78-41	21-Joe Harris	6-Akil Mitchell	8-Jontel Evans	4-Akil Mitchell	2-Evan Nolte Paul Jesperson
at Maryland	02/10/13	80-69	22-Joe Harris	9-Justin Anderson	8-Jontel Evans	2-Joe Harris	1-Justin Anderson

2012-13 Virginia Basketball
 Virginia Game-by-Game Highs (as of Feb 16, 2013)
 All games

Opponent	Date	Score	Points	Rebounds	Assists	Steals	Blocked shots
VIRGINIA TECH	02/12/13	73-55	26-Joe Harris	8-Akil Mitchell	6-Jontel Evans	Akil Mitchell	2-Paul Jespersen
at North Carolina	02/16/13	81-93	27-Joe Harris	9-Akil Mitchell	5-Jontel Evans Justin Anderson	2-Akil Mitchell 2-Paul Jespersen Jontel Evans Joe Harris	1-Justin Anderson Joe Harris