



VIRGINIA

2012-13 CAVALIER MEN'S BASKETBALL GAME NOTES

2012-13 Schedule/Results

11/9	at George Mason	[MASN]	L, 63-59
11/12	FAIRFIELD ¹	[ESPN3]	W, 54-45
11/13	DELAWARE ¹	[ESPN3]	L, 59-53
11/17	SEATTLE	[ESPN3]	W, 83-43
11/19	LAMAR ¹		W, 63-44
11/20	NORTH TEXAS ¹		W, 80-64
11/28	at Wisconsin ²	[ESPN2]	W, 60-54
12/1	GREEN BAY	[RSN]	4 p.m.
12/5	TENNESSEE	[ESPN3]	7 p.m.
12/8	MISS. VALLEY STATE	[ESPN3]	4 p.m.
12/19	MORGAN STATE	[ESPN3]	7 p.m.
12/22	vs. Old Dominion ³	[NBCSN]	5:30 p.m.
12/30	WOFFORD	[RSN]	1 p.m.
1/6	NORTH CAROLINA *	[ESPNU]	8 p.m.
1/9	at Wake Forest *	[RSN]	9 p.m.
1/12	at Clemson *	[ACCN]	12 p.m.
1/19	FLORIDA STATE *	[ACCN]	4 p.m.
1/24	at Virginia Tech *	[ACCN]	8 p.m.
1/26	BOSTON COLLEGE *	[RSN]	1 p.m.
1/29	NC STATE *	[ESPN2]	7 p.m.
2/3	at Georgia Tech *	[ESPNU]	2 p.m.
2/7	CLEMSON * [ESPN or ESPN2]		7 p.m.
2/10	at Maryland *	[ACCN]	1 p.m.
2/12	VIRGINIA TECH *	[ESPNU]	7 p.m.
2/16	at North Carolina *	[ACCN]	12 p.m.
2/19	at Miami *	[ESPNU]	9 p.m.
2/24	GEORGIA TECH *	[ACCN]	2 p.m.
2/28	DUKE * [ESPN or ESPN2]		9 p.m.
3/3	at Boston College *	[ACCN]	4 p.m.
3/7	at Florida State * [ESPN or ESPN2]		7 p.m.
3/10	MARYLAND *	[ESPNU]	6 p.m.
3/13-16	at ACC Tournament, Greensboro, N.C.		

* ACC game

1 NIT Season Tip-Off, Charlottesville, Va.

2 ACC/Big Ten Challenge, Madison, Wis.

3 Governor's Holiday Hoops Classic, Richmond, Va.

[MASN] - Mid-Atlantic Sports Network

[NBCSN] - NBC Sports Network

[ACCN] - ACC Network

[RSN] - Regional Sports Networks

All Times Eastern

Rankings are Associated Press

Game #8 - December 1, 2012

John Paul Jones Arena (14,593) • Charlottesville, Va. • 4 p.m.



Virginia Cavaliers (5-2, 0-0 ACC)

vs.

Green Bay Phoenix (3-3, 0-0 Horizon League)

 **VIRGINIA** Radio: Dave Koehn, Ted Jeffries

TV - Regional Sports Networks: Rich Waltz, Daymeon Fishback

FOR OPENERS

- Virginia meets Green Bay for the second time in the series that started in the 2011-12 season.
- Cavalier head coach Tony Bennett starred for his father, Dick Bennett, at Green Bay from 1988-92 and finished his four-year career as the Mid-Continent Conference's all-time leader in career points (2,285) and assists (601).
- Virginia has a four-game winning streak and is 4-1 at home this season.

LAST TIME OUT

- Virginia beat Wisconsin, 60-54, in the ACC/Big Ten Challenge on Nov. 28.
- The Cavaliers out-rebounded the Badgers, 36-25, and went 14-17 from the free-throw line.
- Joe Harris had a season-high 22 points and Darion Atkins added a career-best 14 points as UVa improved to 8-5 all-time in the ACC/Big Ten Challenge.
- Akil Mitchell added 11 points and 10 rebounds for his third double-double of the season and fourth career.

LAST YEAR VS. THE PHOENIX

- Virginia defeated Green Bay, 68-42, in Charlottesville on Nov. 25, 2011.
- Mike Scott tallied 15 points and 10 rebounds to lead UVa as 11 players scored.
- UVa shot 51 percent from the field and out-rebounded Green Bay, 37-26.

NON-CONFERENCE NO PROBLEM

- UVa is 5-2 in nonconference action this season and 37-16 in nonconference play in four years under head coach Tony Bennett.
- UVa is 3-0 all-time vs. Horizon League opponents (1-0 vs. Cleveland State, 1-0 vs. Green Bay and 1-0 vs. Loyola).

Starting Lineup at Wisconsin (11/28/12)

G 5 Teven Jones R-Fr. **6.3 ppg** **1.0 rpg** **2.5 apg**

• Scored season-high 13 points vs. North Texas (11/20/12)

G 12 Joe Harris Jr. **16.0 ppg** **4.6 rpg** **2.3 apg**

• Had a season-high 22 points at Wisconsin and has led team in scoring in five games

G 2 Paul Jespersion So. **3.9 ppg** **2.6 rpg** **1.8 apg**

• Was held scoreless at Wisconsin

F 25 Akil Mitchell Jr. **11.6 ppg** **9.4 rpg** **0.9 spg**

• Posted third double-double of the season with 11 points and 10 rebounds at Wisconsin

F 32 Darion Atkins So. **7.9 ppg** **4.4 rpg** **1.4 bpg**

• Tallied a career-high 14 points at Wisconsin

Virginia Athletics Media Relations • 154 John Paul Jones Arena, PO Box 400853, Charlottesville, VA 22904 • Office: (434) 982-5500 • Fax: (434) 982-5525

Erich Bacher (Primary Men's Basketball Contact)
Steve Kirkland (Secondary Men's Basketball Contact)

Office: (434) 982-5530
Office: (434) 982-5535

Cell: (720) 318-5538
Cell: (434) 825-5241

Email: bacher@virginia.edu
Email: skirkland@virginia.edu

National Rankings

ASSOCIATED PRESS (Monday, Nov. 26)

1.	Indiana (47)	6-0
2.	Duke (18)	6-0
3.	Michigan	5-0
4.	Ohio State	4-0
5.	Louisville	5-1
6.	Syracuse	4-0
7.	Florida	5-0
8.	Kentucky	4-1
9.	Arizona	3-0
10.	Kansas	4-1
11.	Creighton	6-0
12.	Gonzaga	6-0
13.	Michigan State	5-1
14.	North Carolina	5-1
15.	Oklahoma State	5-0
16.	Missouri	5-1
17.	Cincinnati	6-0
18.	North Carolina State	4-1
19.	Colorado	5-0
20.	Georgetown	4-1
21.	Minnesota	6-1
22.	Illinois	7-0
23.	San Diego State	4-1
24.	UNLV	3-1
25.	New Mexico	6-0

Receiving votes: Alabama 108, Wichita State 99, Connecticut 93, UCLA 85, Pittsburgh 55, Oregon 44, Notre Dame 42, Memphis 23, Butler 20, **Wisconsin 16**, California 12, **Florida State 10**, Saint Joseph's 9, Ohio 8, Marquette 7, Murray State 5, Temple 5, Baylor 4, **Tennessee 3**, Virginia Commonwealth 1, Colorado State 1

ESPN/USA TODAY COACHES (Monday, Nov. 26)

1.	Indiana (27)	6-0
2.	Duke (4)	6-0
3.	Michigan	5-0
4.	Ohio State	4-0
5.	Syracuse	4-0
6.	Louisville	5-1
7.	Florida	5-0
8.	Kentucky	4-1
9.	Arizona	3-0
10.	Kansas	4-1
11.	Creighton	6-0
12.	Gonzaga	6-0
13.	North Carolina	5-1
14.	Michigan State	5-1
15.	Missouri	5-1
16.	Cincinnati	6-0
17.	Oklahoma State	5-0
18.	North Carolina State	4-1
19.	Colorado	5-0
20.	UNLV	3-1
21.	San Diego State	4-1
22.	Illinois	7-0
23.	New Mexico	6-0
24.	UCLA	4-2
25.	Georgetown	4-1

Receiving votes: Minnesota 48, Pittsburgh 41, Connecticut 38, Alabama 38, Notre Dame 36, **Florida State 26**, **Wisconsin 24**, Wichita State 16, Memphis 16, California 14, Murray State 13, Kansas State 12, Oregon 12, Saint Joseph's 10, Ohio 10, Saint Mary's 8, **Tennessee 5**, Butler 5, Marquette 4, Baylor 3, **Maryland 2**, Virginia Commonwealth 2, Texas 1, Colorado State 1, Davidson 1, Ole Miss 1

2012-13 Opponents in Bold

SHOOTING TO A FOUR-GAME WINNING STREAK

- UVA's four-game winning streak is its best since last year's 11-game winning streak from Nov. 19, 2011-Jan. 7, 2012.
- UVA is shooting 50.8 percent from the floor, 45.3 percent from the three-point line and 84.2 percent from the free-throw line during the streak.
- UVA is averaging 71.5 points per game and allowing 51.2 points per game during the streak.
- The Cavaliers are limiting opponents to 33 percent shooting from the floor and 28.8 percent from the three-point line during the streak.

HEAD COACH TONY BENNETT

- Head coach Tony Bennett has posted a 58-43 mark in four seasons at UVA.
- Bennett is 37-16 vs. nonconference opponents at Virginia.
- Bennett has a 127-76 career record, including a 69-33 record at Washington State, in seven seasons of collegiate coaching.
- Bennett guided the Cavaliers to their first NCAA Tournament since 2007 last season with a 22-10 record, and UVA's 22 wins were the most since 25 in 1994-95.
- UVA's nine ACC wins in 2011-12 were its most since 11 in 2006-07.
- Bennett is one of 18 Division I head coaches who played in the NBA.

NO ORDINARY JOE

- Joe Harris is averaging a career-high 16 points, 4.6 rebounds and 2.3 assists per game this season.
- Harris led UVA with 19 points at George Mason, 15 points vs. Fairfield, 20 vs. Delaware, 17 vs. Lamar and a season-high 22 at Wisconsin.
- Harris has led the team in scoring 17 times and scored in double figures 43 times in 70 career games at Virginia.
- Harris is also shooting a career-high 44.1 percent (15-34) from three-point range.
- He ranks fifth in the ACC in scoring as of Nov. 29.

AKIL HAS A FEEL

- Akil Mitchell is averaging career highs in points (11.6) and rebounds (9.4).
- Mitchell has three double-doubles this season (15-13 vs. Delaware 14-16 vs. Seattle and 11-10 at Wisconsin).
- Mitchell established a new career high in scoring in each of the first three games.
- Mitchell has led UVA in rebounds in five games.
- Mitchell is also shooting a career-best 76.3 percent (29-38) from the free-throw line.

CARRY ON DARION

- Darion Atkins has started the past two games and scored in double figures in both contests.
- He grabbed a career-high nine rebounds vs. North Texas (11/20/12) and scored a career-best 14 points at Wisconsin (11/28/12).
- UVA is 3-0 with Atkins in the starting lineup.
- Atkins leads the team in field goal percentage at 58.5 percent and is second on the team in rebounding at 4.4 per game.

FOUNTAIN OF YOUTH

- Five Virginia freshmen (Justin Anderson, Taylor Barnette, Teven Jones, Evan Nolte and Mike Tobey) have started at least one game this season.
- Nolte leads the newcomers in scoring at 7.6 points per game, followed by Jones (6.3), Anderson (6.3), Tobey (5.6) and Barnette (2.5).
- Anderson leads the team with 19 assists at 3.1 per game, while Nolte leads the team with 11 steals.
- UVA started three freshmen (Anderson, Tobey and Barnette) in its season-opening game vs. George Mason for the first time in school history.

EVANS RETURNS TO ACTION

- Senior guard Jontel Evans, an ACC All-Defensive Team member last season, returned to action at Wisconsin (11/28/12) after missing five of the first six games due to a foot injury.
- Evans had four rebounds in 16 minutes at Wisconsin (11/28/12) and played three minutes vs. Delaware (11/13/12).

BROGDON TO REDSHIRT THIS SEASON

- Sophomore guard Malcolm Brogdon will redshirt the 2012-13 season while recovering from successful foot surgery performed on March 7, it was announced Nov. 28, 2012.
- Brogdon averaged 6.7 points and 2.8 rebounds per game in 28 games last season.

CLEANING THE GLASS

- Virginia, who is averaging 33.3 rebounds per game, has outrebounded its opponents in six of seven games.
- The Cavaliers have grabbed eight or more offensive rebounds in six games.
- Akil Mitchell has led Virginia in rebounding in five games.
- Mitchell leads Virginia in offensive rebounds (23), defensive rebounds (43) and total rebounds (66).
- Mitchell ranks fourth in the ACC in rebounding at 9.4 per game as of Nov. 29.

LONG RANGE BOMBERS

- The Cavaliers set a John Paul Jones Arena team record for three-point shooting percentage in a game by drilling 8-of-11 shots beyond the arc vs. North Texas (11/20/12).
- Virginia has made six or more three-pointers in four games.
- Joe Harris ranks tied for sixth in the ACC in 3-point field goal percentage at 44.1 percent (15-34), while Evan Nolte is shooting 52.4 percent (11-21).

PERRANTES AND HALL SIGN WITH VIRGINIA

- Virginia signed standout guards London Perrantes (Woodland Hills, Calif.) and Devon Hall (Virginia Beach, Va.) to National Letters of Intent on Nov. 14.
- Perrantes is ranked No. 86 on ESPN's Top 100 recruiting list for 2013, while Hall is ranked No. 77 on Rivals.com's Prospect Ranking list.

THERE'S NO PLACE LIKE HOME AT JPJ

- Virginia is 76-32 (.704) in seven seasons at John Paul Jones Arena.
- The Cavs are 4-1 this season at JPJ after posting a 13-3 record last season.
- Virginia is 39-16 (.710) at home under head coach Tony Bennett.

NOTE WORTHY

- The Cavs rank 13th in the nation in scoring defense at 53.1 points per game.
- UVa has used five starting lineups this season.
- Joe Harris and Akil Mitchell have started every game.
- UVa is 5-0 when shooting 70 percent or better from the free throw line.
- The Cavs are 5-1 when limiting opponents to less than 50 percent shooting from the field.
- Evan Nolte is 5-5 from three-point range in the last two games.

HOLDING FOES UNDER 50

- Virginia is 3-0 this season when holding opponents under 50 points.
- Virginia is 20-1 when holding opponents under 50 points in the Tony Bennett era.
- Last season, Virginia set an ACC record during the shot clock era by holding 11 opponents under 50 points last season.
- The 11 games of holding opponents under 50 points were the most for the

MEDIA INFORMATION**PRESS CREDENTIALS**

Media members interested in obtaining season or game credentials should contact Erich Bacher via email at bacher@virginia.edu, office phone (434) 982-5530 or cell phone (720) 318-5538. Please allow ample time for credentials to be mailed to you. We would like to receive credential requests no later than 10 days prior to the game if at all possible. Credentials that can't be mailed will be held for pickup at the will call window at John Paul Jones Arena. You must have a press pass to be admitted to the media area and the press room.

PHOTO CREDENTIALS

All photographers and camera operators must wear a visible credential issued by the Virginia athletics media relations office. Photographers work from the baselines at both ends of the court at John Paul Jones Arena. Live television is given top priority for courtside space.

PRESS PARKING

Press parking passes are provided upon request on a limited basis. If you need a parking pass, please be sure to inform the UVa athletics media relations office when making your press or photo credential request.

INTERVIEWS

All requests for interviews with Virginia basketball coaches and players should be made through Erich Bacher in the athletics media relations office. It is requested you allow the athletics media relations staff at least one day, preferably longer, to arrange an interview.

POSTGAME INTERVIEWS

Virginia head coach Tony Bennett and the visiting head coach will meet with media representatives in the press room after each game at John Paul Jones Arena. The first coach will be available in the press room approximately 10 minutes after the conclusion of the game and the second coach will be in the press room approximately 20 minutes after the game. Virginia players will be available in the team meeting room adjacent to the men's basketball locker room after home games.

RADIO

Each visiting school is allowed one free radio broadcast from John Paul Jones Arena. The Virginia athletics media relations office provides two ISDN lines and three business touchtone lines for use by the visiting broadcast crew. Radio network crews work from a courtside location at the scorer's table. Three seats are available at the table and one seat behind the visitor's broadcast location.

GAME SERVICES

Information packets are available before each game at John Paul Jones Arena, and a full statistical summary and play-by-play sheets are distributed at halftime and after the game. Quotes from both coaches and two or three players from each team will be available at the conclusion of the game. A pregame meal is served for working members of the media in the press room on the event level of John Paul Jones Arena.

TELEPHONES/WIRELESS

The Virginia athletics media relations office will have a limited number of telephones available for postgame reporting. Should you require your own telephone for game coverage, please contact Darlene Craig or Jim Daves in the Virginia athletics media relations office. A wireless network is available at John Paul Jones Arena for visiting media. A UVa media relations representative will provide login directions.

Cavaliers in a season since holding 16 opponents under 50 points in 1945-46.

70 IS A MAGIC NUMBER

- Virginia is 27-2 when scoring at least 70 points under Tony Bennett.
- The Cavaliers are 31-41 over the past four seasons when scoring under 70 points.

60 IS THE NEW 70

- UVa is 4-0 when scoring at least 60 points and 1-2 when scoring under 60 points.
- Last season, Virginia was 18-2 when scoring at least 60 points and 4-8 when scoring under 60 points.

VIRGINIA PICKED 7TH IN THE ACC

- Virginia was selected seventh in the preseason poll at ACC Operation Basketball.
- The Cavaliers, who were picked fourth and finished fourth last season, have finished at or higher than their predicted finish in each of the last four seasons.
- NC State is the preseason favorite, followed by Duke, North Carolina, Florida State, Miami, Maryland, Virginia, Clemson, Georgia Tech, Virginia Tech, Wake Forest and Boston College.

ABOUT THE 2012-13 SCHEDULE

- Five of Virginia's opponents were ranked in the preseason polls (NC State, Duke, North Carolina, Wisconsin and Florida State), while another two received votes (Tennessee and Miami, Fla.).
- Six opponents earned 2012 NCAA Tournament berths, while three participated in the College Basketball Invitational and two in the National Invitation Tournament.

EUROPEAN TOUR RECAP

- The Cavaliers posted a 2-3 mark during their five-game European Tour this past August.
- UVa competed against teams from the Netherlands, Belgium and France. Joe Harris led Virginia in scoring in Europe, averaging 15.6 points per game, while Akil Mitchell averaged 13.4 ppg, Mike Tobey 11.2 ppg and Jontel Evans 9.6 ppg. • Evans averaged 7.8 assists per games, while Mitchell was UVa's top rebounder, pulling down 50 boards in the five games.

SCOTT WILL BE TOUGH TO REPLACE

- UVa will miss the 2011-12 third-team All-American Mike Scott, who is now a member of the NBA's Atlanta Hawks.
- Scott, who led Virginia in scoring and rebounding last season, was the first Cavalier to earn All-America honors since Ralph Sampson in 1983.
- Scott totaled 1,538 points and 944 rebounds in 130 career games at UVa.

ON THE AIR THIS SEASON

- Most all of Virginia's games this season will be broadcast either on television or online this season. The only games that will not be broadcast are the NIT Season Tip-Off consolation games on Nov. 19-20.
- All games will be broadcast on the Virginia Sports Radio Network with David Koehn (play-by-play) and Ted Jeffries (analyst) calling the action.

RECORDS WATCH

- Jontel Evans needs 25 assists and 25 steals to rank 10th on the UVa career lists. Joe Harris needs 26 three-pointers to rank 10th on the all-time career list.

ON THE HORIZON

Virginia continues nonconference action vs. Tennessee on Wednesday, Dec. 5. Tipoff is set for 7 p.m. at John Paul Jones Arena.

Virginia's Record When...

	All	ACC
Leading at the half:	4-0	-
Trailing at the half:	1-2	-
Tied at the half:	-	-
Playing Overtime	-	-
Shooting 50% or better	2-0	-
Shooting between 40-49.9%	3-0	-
Shooting less than 40%	0-2	-
Opponents shoot 50% or better	0-1	-
Opponents shoot less than 50%	5-1	-
UVa outrebounds its opponent	4-2	-
Opponent outrebounds UVa	1-0	-
Teams are tied in rebounds	-	-
UVa has 10 or more steals	-	-
UVa shoots 70% FT or better	5-0	-
UVa shoots less than 70% FT	0-2	-
Scoring less than 50 points	-	-
Scoring 50-59 points	1-2	-
Scoring 60-69 points	2-0	-
Scoring 70-79 points	-	-
Scoring 80-89 points	2-0	-
Scoring more than 90 points	-	-
Allowing less than 50 points	3-0	-
Allowing 50-59 points	1-1	-
Allowing 60-69 points	1-1	-
Allowing 70-79 points	-	-
Allowing 80-89 points	-	-
Allowing 90 or more points	-	-
Playing in John Paul Jones Arena	4-1	-
Playing on the road	1-1	-
Playing on a neutral court	-	-
Game decided by 1-4 points	0-1	-
Game decided by 5-10 points	2-1	-
Game decided by 11 or more pts	3-0	-
Playing at night	5-2	-
Playing in the afternoon	-	-
Playing on Monday	2-0	-
Playing on Tuesday	1-1	-
Playing on Wednesday	1-0	-
Playing on Thursday	-	-
Playing on Friday	0-1	-
Playing on Saturday	1-0	-
Playing on Sunday	-	-
Playing in November	5-2	-
Playing in December	-	-
Playing in January	-	-
Playing in February	-	-
Playing in March	-	-
Playing on TV	1-1	-
Playing Online	2-1	-

No.	Player	Pos.	Yr.	Ht.	Hometown	PPG	RBG	Other	Minutes
0	Doug Browman (<i>Brow-man</i>) • Averaging seven minutes per game off the bench	G	Sr.	5-11	Midlothian, Va.	0.2	1.2	0.8 apg	7.0
1	Jontel Evans • Grabbed four rebounds in 16 minutes of action at Wisconsin (11/28/12)	G	Sr.	5-11	Hampton, Va.	0.0	2.5	0.0 apg	9.5
2	Paul Jespersion (<i>JESS-per-sen</i>) • Scored a career-high nine points vs. Lamar (11/19/12)	G	So.	6-6	Merrill, Wis.	3.9	2.6	1.8 apg	26.0
4	Taylor Barnette • Tallied eight points, including 2-for-3 from 3-point range, and had four assists off the bench vs. Seattle (11/17/12)	G	Fr.	6-3	Lexington, Ky.	2.5	0.7	0.8 apg	15.0
5	Teven Jones • Has started the last three games and had a season-high 13 points and four assists vs. North Texas (11/20/12)	G	R-Fr.	6-0	Kannapolis, N.C.	6.3	1.0	2.5 apg	27.0
10	Mike Tobey • Scored a season-high 17 points in 15 minutes against Seattle (11/17/12)	F/C	Fr.	6-11	Monroe, N.Y.	5.6	1.4	0.3 bpg	12.0
11	Evan Nolte • Had a season-high 13 points vs. North Texas (11/20/12) and is shooting 52.4 percent (11-21) from three-point range	F	Fr.	6-8	Milton, Ga.	7.6	1.7	1.5 spg	23.0
12	Joe Harris • Had a season-high 22 points at Wisconsin (11/28/12) and has led Virginia in scoring in five of seven games	G	Jr.	6-6	Chelan, Wash.	16.0	4.6	2.3 apg	29.7
13	Anthony Gill • Will sit out 2012-13 season after transferring from South Carolina	F	So.	6-8	Charlotte, N.C.	7.6	4.7	1.0 apg	25.3
21	Justin Miller • Joined the team as a walk-on after transferring from Missouri. Has not played yet this season	G	Fr.	6-1	Columbia, Mo.	--	--	--	--
22	Malcolm Brogdon • Will redshirt the 2012-13 season while recovering from foot surgery	G	So.	6-5	Norcross, Ga.	--	--	--	--
23	Justin Anderson • Tallied a season-high 14 points vs. North Texas and leads team in assists	G	Fr.	6-6	Montross, Va.	6.3	3.1	2.7 apg	22.4
24	Caid Kirven • Has not played this season	F	Fr.	6-8	Raleigh, N.C.	--	--	--	--
25	Akil Mitchell (<i>Ah-keel</i>) • Averaging a career-high 11.6 points and 9.4 rebounds per game	F	Jr.	6-8	Charlotte, N.C.	11.6	9.4	0.9 spg	28.4
30	Thomas Rogers • Played four minutes vs. Seattle (11/17/12)	G	Jr.	6-6	Farmville, Va.	0.0	0.0	1.0 apg	4.0
32	Darion Atkins (<i>Derry-on</i>) • Tallied a career-high 14 points at Wisconsin (11/28/12) and a career-high nine rebounds vs. North Texas (11/20/12)	F	So.	6-8	Clinton, Md.	7.9	4.4	1.4 bpg	21.6

Head Coach:
Associate Head Coach:
Assistant Coaches:
Director of Basketball Operations:
Asst. AD for Men's Basketball Administration:
Strength and Conditioning Coach:
Athletic Trainer:
Tony Bennett (Green Bay '92 / fourth season at Virginia)

Ritchie McKay (Seattle Pacific '87 / fourth season at Virginia)

Ron Sanchez (SUNY-Oneonta '97 / fourth season at Virginia)

Jason Williford (Virginia '95 / fourth season at Virginia)

Brad Soucie (Christian Heritage '91 / fourth season at Virginia)

Ronnie Wideman (Washington State '06 / fourth season at Virginia)

Mike Curtis (Virginia '98 / fourth season at Virginia)

Ethan Saliba (Kansas '79 / 30th year at Virginia)

University of Virginia Head Coach Tony Bennett

FOURTH SEASON AT VIRGINIA

Alma Mater: Green Bay '92
Hometown: Green Bay, Wis.

CAREER RECORD

at Virginia	58-43	4 seasons
at Washington State	69-33	3 seasons
CAREER	127-76	7 seasons

AT VIRGINIA

- First coach in UVa history to win his first three ACC games
- Has improved Virginia's record in each of his first three seasons (15 wins in 2009-10, 16 wins in 2010-11 and 22 wins in 2011-12)
- Recorded his 100th career win at Maryland in the 2010-11 regular season finale

AT WASHINGTON STATE

- 2007 National Coach of the Year
- Led the Cougars to the 2007 and 2008 NCAA Tournaments
- 2008 NCAA Sweet Sixteen
- Led WSU to the highest ranking in school history (No. 4)

PLAYING CAREER

- Played for his father, Dick Bennett, at Green Bay
- Two-time Mid-Continent Conference Player of the Year
- Finished career as the all-time leading scorer in conference history with 2,285 points
- Still the NCAA career 3-point percentage leader at 49.7 percent
- 1992 Frances Pomeroy Naismith Award (best senior player under six-feet tall)
- 1992 GTE Academic All-American of the Year
- Played three seasons in the NBA with Charlotte Hornets (1992-95)
- One of 18 active Division I head coaches who played in the NBA



The Last Time

VIRGINIA INDIVIDUALS

- **Scored 30 points:** Mike Scott (35) at Maryland (3/4/12)
- **Scored 40 points:** Sean Singletary (41) at Miami (3/1/08)
- **Two players with 20 points:** Mike Scott (35) and Sammy Zeglinski (20) at Maryland (3/4/12)
- **Three players with 20 points:** Chris Williams (27), Roger Mason, Jr. (22) and Donald Hand (20) vs. Duke (1/5/00)
- **Four players with 20 points:** Chris Williams (23), Donald Hand (22), Adam Hall (21), and Travis Watson (20) vs. Georgetown (3/15/00)
- **A player with back-to-back 25-point games:** Mike Scott, 28 vs. Florida State (3/1/12), 35 at Maryland (3/4/12)
- **One player scored in double figures:** Mike Scott (15) vs. Florida (3/16/12)
- **No players scored in double figures:** vs. Maryland (1/27/11)
- **Five players scored in double figures:** Justin Anderson (14), Teven Jones (13), Evan Nolte (13), Joe Harris (12), Darion Mitchell (10) vs. North Texas (11/20/12)
- **Six players scored in double figures:** Sean Singletary (27), Adrian Joseph (13), Jamil Tucker (13), Mamadi Diane (12), Calvin Baker (11), Laurynas Mikalauskas (11), vs. Maryland (3/9/08)
- **Seven players scored in double figures:** Cornel Parker (20), Junior Burrough (15), Ted Jeffries (14), Cory Alexander (13), Jason Williford (12), Yuri Barnes (11) and Doug Smith (11) vs. Clemson (1/13/93)
- **Had 15 rebounds:** Akil Mitchell (16) vs. Seattle (11/17/12)
- **Had 20 rebounds:** Travis Watson (20) vs. Wofford (1/2/03)
- **Had 25 rebounds:** Bob Mortell (25) vs. Washington & Lee (2/27/60)
- **Two players with 10 rebounds:** Akil Mitchell (12) and Mike Scott (10) vs. NC State (3/9/11)
- **Three players with 10 rebounds:** Yuri Barnes (13), Jason Williford (12) and Junior Burrough (11) vs. Rice (12/4/93)
- **Double-Double:** Akil Mitchell (11 pts, 10 rebs) at Wisconsin (11/28/12)
- **Two players had a double-double:** Mike Scott (23 pts, 10 rebs) and Akil Mitchell (10 pts, 12 rebs) vs. NC State (3/9/12)
- **Three players had a double-double:** Jason Williford (10 pts, 15 rebs), Ted Jeffries (23 pts, 10 rebs), and Cornel Parker (11 pts, 11 rebs) at William & Mary (1/25/93)
- **Double-Double with points and assists:** Sean Singletary (22 pts, 10 assts) vs. Old Dominion (3/24/08)
- **Triple-Double:** Ralph Sampson (15 pts, 22 rebs, 10 blks) vs. Old Dominion (12/29/79)
- **Four Double-Doubles in a row:** Mike Scott [5 in a row] (27 pts, 15 rebs) vs. Oklahoma (11/23/10), (16 pts, 10 rebs) vs. Wichita State (11/24/10), (17 pts, 12 rebs) at Minnesota (11/29/10), (21 pts, 13 rebs) at Virginia Tech (12/5/10), (10 pts, 13 rebs) vs. Radford (12/7/10)
- **20 points and 20 rebounds:** Travis Watson (21 pts, 20 rebs) vs. Wofford (1/2/03)
- **10 assists:** Jontel Evans (10) vs. Howard (1/4/11)
- **5 Blocked Shots:** Assane Sene (5) at Boston College (1/19/11)
- **5 Steals:** Sammy Zeglinski (5) vs. Florida State (1/24/09)
- **Led UVA in Points, Rebounds and Assists:** Joe Harris (19 pts, 8 rebs, 3 assts) vs. at George Mason (11/9/12)
- **Hit a last second shot to win a game:** Sean Singletary vs. Duke (2/1/07) [jumper with one second in OT]; J.R. Reynolds vs. Loyola Marymount (12/23/04) [layup with 1.5 seconds in regulation]
- **Played every minute:** Sylvan Landesberg (45) vs. Clemson (2/15/09)
- **Played 40 or more minutes:** Mike Scott (44), Sammy Zeglinski (44), Jontel Evans (42) at Maryland (3/4/12)

VIRGINIA TEAM

- **Won in Overtime:** at Maryland, 75-72 (3/4/12)
- **Lost in Overtime:** vs. Miami, 62-69 (3/10/11)
- **Played Two Overtimes:** vs. Maryland, L 89-92 (2/19/05)
- **Played Three Overtimes:** vs. Georgetown, L 111-115 (3/15/00)
- **Shot 70 percent for a Half:** 70.8% (17-24) vs. Wake Forest 1st Half (2/8/12)
- **Shot 60 percent in a Game:** 60.5% (26-43) vs. George Mason (12/6/11)
- **Shot less than 30 percent in a Game:** 28.6% (16-56) vs. Duke (2/16/11)
- **Shot 90 percent from the free throw line:** 100.0 % (11-11) vs. Lamar (11/19/12)
- **Shot 50 percent from 3-point line:** 72.7% (8-11) vs. North Texas (11/20/12)
- **Shot less than 30 percent in a half:** 22.2% (6-27) in 1st Half vs. Delaware (11/13/12)
- **Shot less than 20 percent in a half:** 16.7% (4-24) in 2nd Half vs. Radford (12/7/10)
- **Shot 55 percent or better and lost:** 56.9% (29-51) vs. Duke (3/14/03)
- **Attempted 50 FTs:** 52 (made 34) vs. Howard (12/12/94)
- **Made 30 FTs:** 31 (36 att.) vs. Tennessee (3/18/07)
- **Made 10 3-pt FGs:** 10 vs. NC State (3/1/11)
- **Failed to make a 3-pt FG:** vs. Drake (11/21/11)
- **Had 50 rebounds:** 50 vs. North Carolina (1/15/09)
- **Had 25 assists:** 27 vs. Howard (11/21/01)
- **Had 15 steals:** 16 vs. NC State (2/24/08)
- **Had 10 blocks:** 10 at Virginia Tech (1/10/09)
- **Scored 50 pts in a half:** 58 at Minnesota, 2nd half (11/29/10)
- **Scored 60 pts in a half:** 60 vs. Gonzaga, 1st half (1/3/07)
- **Scored 70 pts in a half:** 70 vs. Coastal Carolina, 2nd half (11/20/00)
- **Scored 100 pts (ACC):** 103 vs. Maryland (1/16/07)
- **Scored 100 pts (non-conf):** 107 vs. VMI (11/16/08)
- **Scored under 20 pts in 1st half:** 15 vs. Delaware (11/13/12)
- **Scored under 20 pts in 2nd half:** 16 vs. BC (2/26/11)
- **Scored under 50 pts in a game:** 45 vs. Florida (3/16/12)

OPPONENT INDIVIDUALS

- **Scored 30 points:** Greivis Vasquez (30), Maryland (2/15/10)
- **Scored 35 points:** J.J. Redick (40), Duke (1/28/06)
- **Scored 40 points:** J.J. Redick (40), Duke (1/28/06)
- **Scored 50 points:** Len Chappell (50), Wake (2/12/62)
- **Two players with 20 points:** Kyle Singler (21) and Jon Scheyer (20), Duke (2/28/10)
- **Three players with 20 points:** Seth Curry (26), Kyle Ohman (26), Anthony Smith (21), Liberty (11/25/08)
- **Two players with 30 points:** Trevor Powell (31) and Tony Smith (31), Marquette (2/3/90)
- **No players scored in double figures:** George Mason (12/6/11)
- **Five players scored in double figures:** Isaiah Thomas (18), C.J. Wilcox (17), Abdul Gaddy (12), Terrence Ross (12), Justin Holiday (11), Washington (11/22/10)
- **Six players scored in double figures:** C.J. Harris (15), Ari Stewart (12), Travis McKie (12), J.T. Terrell (11), Ty Walker (11), Gary Clark (10), at Wake Forest (1/29/11)
- **Seven players scored in double figures:** Stanley Burrell (15), Drew Lavender (13), C.J. Anderson (12), B.J. Raymond (12), Josh Duncan (11), Charles Bronson (11), and Jason Love (10), at Xavier (1/3/08)
- **Double-Double:** Bradley Beal (14 pts, 11 rebs), Florida (3/16/12)

- **Double-Double with points and assists:** Eric Hayes (10 pts, 11 assts), at Maryland (1/20/09)
- **Two players had a double-double:** Harrison Barnes (14 pts, 11 rebs) and John Henson (10 pts, 10 rebs), at North Carolina (2/11/12)
- **Had 15 rebounds:** Richard Howell (18), NC State (1/28/12)
- **Had 20 rebounds:** Tim Duncan (23), Wake (2/22/97)
- **Had 10 assists:** Eric Hayes (11), at Maryland (1/20/09)
- **5 Blocked Shots:** Robert Nwankwo (5), Towson (12/30/11)
- **5 Steals:** Allen Tate (5), at Seattle (12/21/11)
- **Hit a last second shot to win a game:** Ian Miller of Florida State (3/1/12) [0.8 seconds in regulation]

OPPONENT TEAM

- **Shot less than 30 percent in a Game:** 25.4% (15-59), Seattle (11/17/12)
- **Shot less than 30 percent in a Game (ACC):** 26.9% (14-52), Maryland (2/18/12)
- **Shot 60 percent in a Game:** 63.8% (37-58), at Xavier (1/3/08)
- **Shot 55 percent or better and lost:** 55.3% (26-47), Cleveland State (1/25/09)
- **Scored 100 pts:** 106, Washington (11/22/10)
- **Scored 60 pts in a half:** 60, at Miami, 2nd half (3/1/08)
- **Scored under 20 pts in 1st half:** 18, Lamar (11/19/12)
- **Scored under 20 pts in 2nd half:** 15, Fairfield (11/12/12)
- **Scored under 50 pts in a game:** 44, Lamar (11/19/20)
- **Had 25 assists:** 27, at Xavier (1/3/08)
- **Had 15 steals:** 15, VMI (11/16/08)
- **Had 10 blocks:** 10 at Maryland (3/5/11)
- **Failed to make a 3-pt FG:** vs. Arizona State (11/27/99)

John Paul Jones Arena Records

VIRGINIA PLAYERS

Points:	40, J.R. Reynolds vs. Wake Forest, 1/21/07
Most 1st Half Points:	23, Sean Singletary vs. Virginia Tech, 1/16/08
Most 2nd Half Points:	26, Sylvan Landesberg vs. Boston College, 2/4/09
Rebounds:	18, Mike Scott vs. VMI, 11/16/08
Field Goals:	13, Sylvan Landesberg vs. Boston College, 2/4/09
Field Goal Attempts:	23, Sylvan Landesberg vs. Boston College, 2/4/09
Field Goal Pct.:	1.000 (9-9), Mike Scott vs. Wake Forest, 2/8/12
3-Point Field Goals:	8, Mustapha Farrakhan vs. Howard, 1/4/11
3-Point FG Attempts:	12, Sean Singletary vs. Gonzaga, 1/3/07
	12, Sean Singletary vs. Georgia Tech, 2/24/07
3-Point FG Pct.:	1.000 (3-3), 3x last Evan Nolte vs. North Texas (11/20/12)
Free Throws Made:	14, Sean Singletary vs. Hampton, 12/16/06
	14, Sylvan Landesberg vs. Florida State, 1/24/09
Free Throw Attempts:	16, Sean Singletary vs. Hampton, 12/16/06
FT Pct.:	1.000 (14-14), Sylvan Landesberg vs. Florida State, 1/24/09
Assists:	10, three times by Sean Singletary last vs. Old Dominion, 3/24/08
	10, Jontel Evans vs. Howard, 1/4/11
Steals:	7, Sean Singletary vs. NC State, 2/24/08
Blocks:	5, Assane Sene vs. Hampton, 12/23/09

VIRGINIA TEAM

Most Points:	108 vs. Gonzaga, 1/3/07
Fewest Points:	41 vs. Duke, 2/16/11
Most 1st Half:	60 vs. Gonzaga, 1/3/07
Fewest 1st Half:	15, vs. Iowa State, 12/30/10
Most 2nd Half:	57 vs. Arizona, 11/12/06
Fewest 2nd Half:	15 vs. Duke, 2/16/11
Rebounds:	54 vs. UMES, 11/26/06
Field Goals:	43 vs. VMI, 11/16/08
Field Goal Attps.:	82 vs. UNC, 1/15/09
Field Goal Pct.:	.667 (32-48) vs. Howard, 1/4/11
3-Pt. FG:	18 vs. Gonzaga, 1/3/07
3-Pt. FG Attempts:	36 vs. Georgia Tech, 1/27/08
3-Point FG Pct.:	.727 (8-11) vs. North Texas, 11/20/12
Free Throws:	39 vs. Maryland, 1/16/07
FT Attempted:	49 vs. Maryland, 1/16/07
Free Throw Pct.:	1.000 (19-19) vs. Winthrop, 11/15/11
Assists:	24 vs. Howard, 11/14/07
	24 vs. VMI, 11/16/08
Steals:	16 vs. NC State, 2/24/08
Blocks:	12 vs. Longwood, 2/13/07
Most Turnovers:	21 vs. Longwood, 12/7/07
	21 vs. Hampton, 12/19/07
Fewest Turnovers:	4 vs. North Carolina, 2/25/12

OPPONENT PLAYERS

Points:	32, K.C. Rivers Clemson, 2/7/08
	32, Talor Battle Penn State, 11/30/09
Most 1st Half Points:	17, four times Last by Elijah Millsap UAB, 12/30/09
Most 2nd Half Points:	28, Talor Battle Penn State, 11/30/09
Rebounds:	16, 2x last Janelle Hagins Delaware, 11/13/12
Field Goals:	13, Elijah Millsap UAB, 12/30/09
Field Goal Attempts:	24, Malcolm Delaney Virginia Tech, 1/28/10
Field Goal Pct.:	.875 (7-8), Ahmed Grant UNC Wilmington, (1/18/10)
3-Point Field Goals:	8, K.C. Rivers Clemson, 2/7/08
3-Pt. FG Attempts:	15, Malcolm Delaney Virginia Tech, 2/19/11
3-Pt. FG Pct.:	1.000 (5-5), Tony Dukes USC Upstate, 11/15/10
Free Throws Made:	15, Tyler Hansbrough North Carolina, 1/15/09
FT Attempted:	17, Tyler Hansbrough North Carolina, 1/15/09
FT Pct.:	1.000 (8-8), Tyrese Rice Boston College, 2/4/09
	1.000 (8-8), Sean Mosley Maryland, 3/6/10
Assists:	11, Cliff Hammonds Clemson, 2/7/08
Steals:	5, Jon Scheyer Duke, 2/28/10
Blocks:	6, Eric Hall Radford, 11/21/08

OPPONENT TEAM

Most Points:	97, VMI, 11/16/08
Fewest Points:	37, NJIT, 12/21/09
Most 1st Half:	50, North Carolina, 1/15/09
Fewest 1st Half:	13, 2x last vs. Seattle, 11/17/12
Most 2nd Half:	61, Gonzaga, 1/3/07
Fewest 2nd Half:	13, Maryland, 2/18/12
Rebounds:	48, North Carolina, 2/25/12
Field Goals:	37, VMI, 11/16/08
Field Goal Attps.:	79, VMI, 11/16/08
Field Goal Pct.:	.566 (30-53) Liberty, 11/25/08
3-Pt. FG:	16, Clemson, 2/7/08
3-Pt. FG Attempts:	39, Hartford, 12/30/07
3-Point FG Pct.:	.615 (16-26) Clemson, (2/7/08)
Free Throws:	26, Boston College, 2/4/09
FT Attempted:	31, Boston College, 2/4/09
Free Throw Pct.:	.944 (17-18) American, 12/28/06
Assists:	22, Clemson, 2/7/08
Steals:	15, VMI, 11/16/08
Blocks:	10, Radford, 11/21/08
	North Carolina, 1/15/09
Most Turnovers:	25, NC State, 2/24/08
Fewest Turnovers:	4, Clemson, 1/31/12

RECORD AT JPJA

2006-07 to present 104 games 75-32

LONGEST WIN STREAK

12 games
from 1/16/07 vs. Maryland
through 11/27/07 vs. Northwestern

LONGEST LOSING STREAK


4 games
from 2/6/10 vs. Wake Forest
through 3/6/10 vs. Maryland

MISCELLANEOUS

Biggest Comeback:	19 points vs. Arizona, 11/12/06
Biggest Lead Given up in a Loss:	14 points vs. Bradley, 3/26/08
Largest Lead:	45 points vs. Northwestern, 11/27/07
Biggest Deficit:	38 points vs. Clemson, 2/7/08
Largest Margin of Victory:	42 points, vs. Northwestern, 11/27/07
Largest Margin of Defeat:	31 points, vs. Clemson, 2/7/08
Overtime Games (Record):	6 (2-4) Last: 61-64 loss vs. Wake Forest, 2/6/10

DOUG BROWMAN

#0



Senior • Guard • 5-11 • 176 • Midlothian, Va. • Montrose Christian

2012-13 SEASON:

- Had three rebounds and two assists in 11 minutes off the bench at George Mason (11/9/12)
- Played eight minutes vs. Delaware (11/13/12)

SINGLE GAME BESTS

POINTS

Season: 1 vs. Seattle (11/17/12)
 Career: 3 on three occasions
 ACC: 3 vs. Maryland (2/18/12)

REBOUNDS

Season: 3 at George Mason (11/9/12)
 Career: 3, 2x last at George Mason (11/9/12)
 ACC: 3 at Georgia Tech (1/19/12)

FG MADE

Season: --
 Career: 1 on four occasions
 ACC: 1 vs. Maryland (2/18/12)

FG ATTEMPTS

Season: 2 vs. Delaware (11/13/12)
 Career: 2, 3x last vs. Delaware (11/13/12)
 ACC: 1 vs. Maryland (2/18/12)

3 PT FG MADE

Season: --
 Career: 1 on three occasions
 ACC: 1 vs. Maryland (2/18/12)

3 PT FG ATTEMPTS

Season: 2 vs. Delaware (11/13/12)
 Career: 2, 2x last vs. Delaware (11/13/12)
 ACC: 1 vs. Maryland (2/18/12)

FT MADE

Season: 1 vs. Seattle (11/17/12)
 Career: 1 at Georgia Tech (1/19/12)
 ACC: 1 at Georgia Tech (1/19/12)

FT ATTEMPTS

Season: 2 vs. Seattle (11/17/12)
 Career: 2 at Georgia Tech (1/19/12)
 ACC: 2 at Georgia Tech (1/19/12)

ASSISTS

Season: 2 at George Mason (11/9/12)
 Career: 2, 2x last at George Mason (11/9/12)
 ACC: 2 vs. Maryland (2/18/12)

TURNOVERS

Season: 3 vs. Fairfield (11/12/12)
 Career: 3 vs. Fairfield (11/12/12)
 ACC: 1 vs. Wake Forest (2/8/12)

BLOCKS

Season: --
 Career: --
 ACC: --

STEALS

Season: --
 Career: 2 vs. SC State (11/13/11)
 ACC: --

MINUTES

Season: 11 at George Mason (11/9/12)
 Career: 11 at George Mason (11/9/12)
 ACC: 6 vs. Wake Forest (2/8/12)

2012-13 GAME-BY-GAME:

Opponent	GP-GS	FG-FGA	3FG-3FGA	FT-FTA	Off-Def	Total	A	TO	Blk	Stl	PF	Min	Pts
at G.Mason	1-0	0-0	0-0	0-0	0-3	3	2	0	0	0	1	11	0
Fairfield	2-0	0-0	0-0	0-0	0-0	0	1	3	0	0	0	6	0
Delaware	3-0	0-2	0-2	0-0	0-1	1	1	0	0	0	0	8	0
Seattle	4-0	0-0	0-0	1-2	0-2	2	0	0	0	0	0	7	1
Lamar	5-0	0-0	0-0	0-0	0-0	0	0	0	0	0	0	3	0
North Texas	DNP												
at Wisconsin	DNP												

CAREER STATISTICS

Year	G-GS	Min-Avg.	FG-FGA	Pct.	3FG-3FGA	Pct.	FT-FTA	Pct.	Off-Def.	Reb-Avg.	PF-DQ	Ast	TO	Blk	Stl	Pts-Avg
2009-10	4-0	7-1.8	0-0	.000	0-0	.000	0-0	.000	0-1	1-0.3	2-0	0	1	0	0	0-0.0
ACC	1-0	1-1.0	0-0	.000	0-0	.000	0-0	.000	0-0	0-0.0	0-0	0	0	0	0	0-0.0
2010-11	0-0	0-0.0	--	--	--	--	--	--	--	--	--	--	--	--	--	--
ACC	0-0	0-0.0	--	--	--	--	--	--	--	--	--	--	--	--	--	--
2011-12	11-0	35-3.2	4-6	.667	3-5	.600	1-2	.500	1-4	5-0.5	6-0	5	3	0	3	12-1.1
ACC	5-0	15-3.0	1-1	1.000	1-1	1.000	1-2	.500	1-2	3-0.6	0-0	4	1	0	0	4-0.8
2012-13	5-0	35-7.0	0-2	.000	0-2	.000	1-2	.500	0-6	6-1.2	1-0	4	3	0	0	1-0.2
ACC	--	--	--	--	--	--	--	--	--	--	--	--	--	--	--	--
CAREER	20-0	77-3.9	4-8	.500	3-7	.429	2-4	.500	1-11	12-0.6	9-0	9	7	0	3	13-0.7
ACC	6-0	16-2.7	1-1	1.000	1-1	1.000	1-2	.500	1-2	3-0.5	0-0	4	1	0	0	4-0.7

JONTELEEVANS

#1



Senior • Guard • 5-11 • 188 • Hampton, Va. • Bethel

2012-13 SEASON:

- Has missed five games due to a foot injury
- Played three minutes vs. Delaware (11/13/12)
- Recorded four rebounds in 16 minutes of action at Wisconsin (11/28/12)

SINGLE GAME BESTS

POINTS

Season: --
 Career: 17 vs. Winth (11/15/11), at Clem (2/14/12)
 ACC: 17 at Clemson (2/14/12)

REBOUNDS

Season: 4 at Wisconsin (11/28/12)
 Career: 7 vs. Miami (1/16/10)
 ACC: 7 vs. Miami (1/16/10)

FG MADE

Season: --
 Career: 8 at Clemson (2/14/12)
 ACC: 8 at Clemson (2/14/12)

FG ATTEMPTS

Season: 2 at Wisconsin (11/28/12)
 Career: 14 at Boston College (1/19/11)
 ACC: 14 at Boston College (1/19/11)

3 PT FG MADE

Season: --
 Career: 2 vs. Winthrop (11/15/11)
 ACC: 1 on six occasions

3 PT FG ATTEMPTS

Season: --
 Career: 3 vs. Virginia Tech (2/19/11)
 ACC: 3 vs. Virginia Tech (2/19/11)

FT MADE

Season: --
 Career: 5 vs. Winthrop (11/15/11)
 ACC: 4 at UNC (2/11/12), at VT (2/21/12)

FT ATTEMPTS

Season: --
 Career: 8 vs. Wichita State (11/24/10)
 ACC: 6 on three occasions

ASSISTS

Season: --
 Career: 10 vs. Howard (1/4/11)
 ACC: 7 at Georgia Tech (2/23/11)

TURNOVERS

Season: 2 vs. Delaware (11/13/12)
 Career: 6 vs. Washington (11/22/10)
 ACC: 5 at FSU (2/12/11), vs. Clemson (1/31/12)

BLOCKS

Season: --
 Career: 1 on eight occasions
 ACC: 1 on three occasions

STEALS

Season: --
 Career: 4 vs. UMES, at Md (3/4/12)
 ACC: 4 at Maryland (3/4/12)

MINUTES

Season: 16 at Wisconsin (11/28/12)
 Career: 42 at Maryland (3/4/12)
 ACC: 42 at Maryland (3/4/12)

2012-13 GAME-BY-GAME:


Opponent	GP-GS	FG-FGA	3FG-3FGA	FT-FTA	Off-Def	Total	A	TO	Blk	Stl	PF	Min	Pts
at G. Mason	DNP												
Fairfield	DNP												
Delaware	1-0	0-0	0-0	.000	0-1	1	0	2	0	0	1	3	0
Seattle	DNP												
Lamar	DNP												
North Texas	DNP												
at Wisconsin	2-0	0-2	0-0	0-0	0-4	4	0	1	0	0	0	16	0

CAREER STATISTICS

Year	G-GS	Min-Avg.	FG-FGA	Pct.	3FG-3FGA	Pct.	FT-FTA	Pct.	Off-Def.	Reb-Avg.	PF-DQ	Ast	TO	Blk	Stl	Pts-Avg
2009-10	31-11	512-16.5	31-84	.369	2-12	.167	9-16	.563	6-40	46-1.5	55-1	60	27	1	34	73-2.4
ACC	16-10	287-17.9	14-53	.264	0-7	.000	6-12	.500	5-18	23-1.4	34-1	31	13	1	19	34-2.1
2010-11	31-27	846-27.3	71-182	.390	5-14	.357	31-52	.596	13-60	73-2.4	72-0	109	58	2	40	178-5.7
ACC	16-14	432-27.0	39-108	.361	4-9	.444	11-18	.611	6-31	37-2.3	39-0	52	25	0	18	93-5.8
2011-12	32-32	984-30.8	97-206	.471	5-14	.357	36-58	.621	7-58	65-2.0	67-1	124	77	5	50	235-7.3
ACC	16-16	508-31.8	57-124	.460	2-7	.286	18-32	.563	4-31	35-2.2	34-1	67	40	2	24	134-8.4
2012-13	2-0	19-9.5	0-2	.000	0-0	.000	0-0	.000	0-5	5-2.5	1-0	0	3	0	0	0-0.0
ACC	--	--	--	--	--	--	--	--	--	--	--	--	--	--	--	--
CAREER	96-70	2361-24.6	199-474	.420	12-40	.300	76-126	.603	26-163	189-2.0	195-2	293	165	8	124	486-5.1
ACC	48-40	1227-25.6	110-285	.386	6-23	.261	35-62	.565	15-80	95-2.0	107-2	150	78	3	61	261-5.4

PAUL JESPERSON

#2



Sophomore • Guard • 6-6 • 197 • Merrill, Wis. • Merrill

2012-13 SEASON:

- Has started the past six games
- Contributed two points, two rebounds and one assist in 19 minutes off the bench at George Mason (11/9/12)
- Tallied six points during first career start vs. Fairfield (11/12/12)
- Grabbed five rebounds in 34 minutes vs. Delaware (11/13/12)
- Recorded a career-high five assists vs. Seattle (11/17/12)
- Scored a career-high nine points and had five rebounds, two blocked shots and one steal vs. Lamar (11/19/12)
- Held scoreless in 24 minutes at Wisconsin (11/28/12)

2012-13 GAME-BY-GAME:

Opponent	GP-GS	FG-FGA	3FG-3FGA	FT-FTA	Off-Def	Total	A	TO	Blk	Stl	PF	Min	Pts
at G. Mason	1-0	1-3	0-1	0-0	1-1	2	1	0	0	0	1	19	2
Fairfield	2-1	2-4	1-3	1-2	0-1	1	2	1	0	0	1	29	6
Delaware	3-2	1-4	0-3	0-0	0-5	5	2	0	1	0	2	34	2
Seattle	4-3	1-6	1-4	0-0	0-1	1	5	2	0	0	2	20	3
Lamar	5-4	3-6	3-5	0-0	0-5	5	1	2	2	1	0	32	9
North Texas	6-5	2-2	1-1	0-0	0-1	1	2	3	1	1	3	24	5
at Wisconsin	7-6	0-3	0-1	0-0	1-2	3	0	0	0	0	2	24	0

SINGLE GAME BESTS

POINTS

Season: 9 vs. Lamar (11/19/12)
 Career: 9 vs. Lamar (11/19/12)
 ACC: 7 at Virginia Tech (2/21/12)

REBOUNDS

Season: 5, 2x last vs. Lamar (11/19/12)
 Career: 5, 2x last vs. Lamar (11/19/12)
 ACC: 3 on three occasions

FG MADE

Season: 3, 2x last vs. Lamar (11/19/12)
 Career: 3, 2x last vs. Lamar (11/19/12)
 ACC: 3 at Virginia Tech (2/21/12)

FG ATTEMPTS

Season: 6, 2x last vs. Lamar (11/19/12)
 Career: 6, 3x last vs. Lamar (11/19/12)
 ACC: 5 on three occasions

3 PT FG MADE

Season: 3 vs. Lamar (11/19/12)
 Career: 3 vs. Lamar (11/19/12)
 ACC: 2 at Georgia Tech (1/19/12)

3 PT FG ATTEMPTS

Season: 5 vs. Lamar (11/19/12)
 Career: 5 vs. Lamar (11/19/12)
 ACC: 5 at Georgia Tech (1/19/12)

FT MADE

Season: 1 vs. Fairfield (11/12/12)
 Career: 1 vs. Fairfield (11/12/12)
 ACC: --

FT ATTEMPTS

Season: 2 vs. Fairfield (11/12/12)
 Career: 2 vs. Fairfield (11/12/12)
 ACC: --

ASSISTS

Season: 5 vs. Seattle (11/17/12)
 Career: 5 vs. Seattle (11/17/12)
 ACC: 3 at Virginia Tech (2/21/12)

TURNOVERS

Season: 3 vs. North Texas (11/20/12)
 Career: 3 vs. North Texas (11/20/12)
 ACC: 2 at Georgia Tech (1/19/12)

BLOCKS

Season: 2 vs. Lamar (11/19/12)
 Career: 2 vs. Lamar (11/19/12)
 ACC: 1 vs. Wake Forest (2/8/12)

STEALS

Season: 1, 2x last vs. North Texas (11/20/12)
 Career: 1, 5x last vs. North Texas (11/20/12)
 ACC: 1 on three occasions

MINUTES


Season: 34 vs. Delaware (11/13/12)
 Career: 34 vs. Delaware (11/13/12)
 ACC: 28 at Virginia Tech (2/21/12)

CAREER STATISTICS

Year	G-GS	Min-Avg.	FG-FGA	Pct.	3FG-3FGA	Pct.	FT-FTA	Pct.	Off-Def.	Reb-Avg.	PF-DQ	Ast	TO	Blk	Stl	Pts-Avg
2011-12	21-0	220-10.5	12-43	.279	7-31	.226	0-0	.000	2-15	17-0.8	18-0	5	9	1	3	31-1.5
ACC	16-0	171-10.7	9-31	.290	5-23	.217	0-0	.000	1-15	16-1.0	15-0	5	6	1	3	23-1.4
2012-13	7-6	182-26.0	10-28	.357	6-18	.333	1-2	.500	2-16	18-2.6	11-0	13	8	4	2	27-3.9
ACC	--	--	--	--	--	--	--	--	--	--	--	--	--	--	--	--
CAREER	28-6	402-14.4	22-71	.310	13-49	.265	1-2	.500	4-31	35-1.3	29-0	18	17	5	5	58-2.1
ACC	16-0	171-10.7	9-31	.290	5-23	.217	0-0	.000	1-15	16-1.0	15-0	5	6	1	3	23-1.4

JOE HARRIS

#12



Junior • Guard • 6-6 • 211 • Chelan, Wash. • Chelan

2012-13 SEASON:

- Has led Virginia in scoring in five games
- Averaging a career-high 16 points and 4.6 rebounds per game
- Tallied 19 points and eight rebounds at George Mason (11/9/12)
- Led team with 15 points vs. Fairfield (11/12/12)
- Scored 20 points vs. Delaware (11/13/12)
- Led UVa with 17 points and had two blocked shots and three steals vs. Lamar (11/19/12)
- Tallied 12 points vs. North Texas (11/20/12)
- Scored a season-high 22 points and had five rebounds and five assists at Wisconsin (11/28/12)

SINGLE GAME BESTS

POINTS

Season: 22 at Wisconsin (11/28/12)
 Career: 24 at Minnesota (11/29/10)
 ACC: 19, 2x last vs. Clemson (1/31/12)

REBOUNDS

Season: 8 at George Mason (11/9/12)
 Career: 10 vs. Boston College (2/26/11)
 ACC: 10 vs. Boston College (2/26/11)

FG MADE

Season: 8 at Wisconsin (11/28/12)
 Career: 8, 3x last at Wisconsin (11/28/12)
 ACC: 7, 2x last vs. Clemson (1/31/12)

FG ATTEMPTS

Season: 19, 2x last at Wisconsin (11/28/12)
 Career: 19, 2x last at Wisconsin (11/28/12)
 ACC: 14 at Florida State (2/12/11)

3 PT FG MADE

Season: 4 at George Mason (11/9/12)
 Career: 5, 2x last vs. Clemson (1/31/12)
 ACC: 5 vs. Clemson (1/31/12)

3 PT FG ATTEMPTS

Season: 9 vs. Delaware (11/13/12)
 Career: 10 vs. Radford (12/7/10)
 ACC: 9, 2x last at Georgia Tech (2/23/11)

FT MADE

Season: 5, 2x last at Wisconsin (11/28/12)
 Career: 5, 2x last at Wisconsin (11/28/12)
 ACC: 7 vs. NC State (3/1/11)

FT ATTEMPTS

Season: 6, 2x last at Wisconsin (11/28/12)
 Career: 6, 2x last at Wisconsin (11/28/12)
 ACC: 7 vs. NC State (3/1/11)

ASSISTS

Season: 5 at Wisconsin (11/28/12)
 Career: 5, 2x last at Wisconsin (11/28/12)
 ACC: 5 vs. Florida State (3/1/12)

TURNOVERS

Season: 4 at George Mason (11/9/12)
 Career: 5 vs. Florida State (3/1/12)
 ACC: 5 vs. Florida State (3/1/12)

BLOCKS

Season: 2 vs. Lamar (11/19/12)
 Career: 3 vs. North Carolina (2/25/12)
 ACC: 3 vs. North Carolina (2/25/12)

STEALS

Season: 3 vs. Lamar (11/19/12)
 Career: 4, 2x last vs. Michigan (11/29/11)
 ACC: 3, 2x last vs. Virginia Tech (2/19/11)

MINUTES

Season: 38 vs. Delaware (11/13/12)
 Career: 41 at Miami (2/5/11)
 ACC: 41 at Miami (2/5/11)

2012-13 GAME-BY-GAME:

Opponent	GP-GS	FG-FGA	3FG-3FGA	FT-FTA	Off-Def	Total	A	TO	Blk	Stl	PF	Min	Pts
at G. Mason	1-1	6-15	4-7	3-4	1-7	8	3	4	0	0	3	35	19
Fairfield	2-2	5-11	0-0	5-6	2-5	7	3	1	1	1	2	34	15
Delaware	3-3	7-19	3-9	3-4	2-2	4	1	3	0	0	5	38	20
Seattle	4-4	2-5	1-2	2-3	0-1	1	0	2	0	0	3	20	7
Lamar	5-5	7-11	3-5	0-0	0-5	5	2	0	2	3	1	25	17
North Texas	6-6	3-6	3-4	3-4	0-2	2	2	1	1	0	3	21	12
at Wisconsin	7-7	8-19	1-7	5-6	1-4	5	5	0	0	0	1	35	22

CAREER STATISTICS

Year	G-GS	Min-Avg.	FG-FGA	Pct.	3FG-3FGA	Pct.	FT-FTA	Pct.	Off-Def.	Reb-Avg.	PF-DQ	Ast	TO	Blk	Stl	Pts-Avg
2010-11	31-25	910-29.4	107-256	.418	65-156	.417	44-58	.759	35-100	135-4.4	69-2	39	49	11	27	323-10.4
ACC	16-13	512-32.0	55-140	.393	39-93	.419	30-39	.769	18-63	81-5.1	35-2	22	25	6	13	179-11.2
2011-12	32-31	969-30.3	121-274	.442	49-129	.380	71-92	.772	29-95	124-3.9	68-2	55	46	12	23	362-11.3
ACC	16-15	472-29.5	56-129	.434	25-57	.439	18-28	.643	20-44	64-4.0	38-1	30	27	8	8	155-9.7
2012-13	7-7	208-29.7	38-86	.442	15-34	.441	21-27	.778	6-26	32-4.6	18-1	16	11	4	4	112-16.0
ACC	--	--	--	--	--	--	--	--	--	--	--	--	--	--	--	--
CAREER	70-63	2087-29.8	266-616	.432	129-319	.404	136-177	.768	70-221	291-4.2	155-5	110	106	27	54	797-11.4
ACC	32-28	984-30.8	111-269	.413	64-150	.427	48-67	.716	38-107	145-4.5	73-3	52	52	14	21	334-10.4

AKIL MITCHELL

#25



Junior • Forward • 6-8 • 234 • Charlotte, N.C. • Charlotte Christian School

2012-13 SEASON:

- Averaging a career-high 11.6 points and 9.4 rebounds per game
- Posted 11 points, seven rebounds and two steals at George Mason (11/9/12)
- Tallied 12 points and eight rebounds vs. Fairfield (11/12/12)
- Posted a career high 15 points and 13 rebounds for his second career double-double vs. Delaware (11/13/12)
- Had 14 points and a career-high 16 rebounds for his third career double-double vs. Seattle (11/17/12)
- Had 10 points and eight rebounds vs. Lamar (11/19/12)
- Posted 11 points and 10 rebounds for his fourth career double-double at Wisconsin (11/28/12)

2012-13 GAME-BY-GAME:

Opponent	GP-GS	FG-FGA	3FG-3FGA	FT-FTA	Off-Def	Total	A	TO	Blk	Stl	PF	Min	Pts
at G.Mason	1-1	4-6	0-0	3-5	3-4	7	0	1	1	2	1	30	11
Fairfield	2-2	4-11	0-0	4-6	3-5	8	2	1	1	1	2	33	12
Delaware	3-3	5-11	0-0	5-8	5-8	13	3	1	1	0	4	30	15
Seattle	4-4	5-7	0-0	4-4	6-10	16	1	2	0	3	2	26	14
Lamar	5-5	2-7	0-0	6-6	3-5	8	2	0	0	0	2	23	10
North Texas	6-6	3-5	0-0	2-3	0-4	4	1	4	0	0	4	24	8
at Wisconsin	7-7	3-6	0-0	5-6	3-7	10	2	3	0	0	2	33	11

SINGLE GAME BESTS

POINTS

Season: 15 vs. Delaware (11/13/12)
 Career: 15 vs. Delaware (11/13/12)
 ACC: 10 vs. BC (1/26/12), vs. WF (2/8/12)

REBOUNDS

Season: 16 vs. Seattle (11/17/12)
 Career: 16 vs. Seattle (11/17/12)
 ACC: 10 vs. Maryland (2/18/12)

FG MADE

Season: 5, 2x last vs. Seattle (11/17/12)
 Career: 5, 2x last vs. Seattle (11/17/12)
 ACC: 4 vs. BC (1/26/12), vs. WF (2/8/12)

FG ATTEMPTS

Season: 11, 2x last vs. Delaware (11/13/12)
 Career: 11, 2x last vs. Delaware (11/13/12)
 ACC: 10 vs. Wake Forest (2/8/12)

3 PT FG MADE

Season: --
 Career: 1 vs. North Carolina (1/8/11)
 ACC: 1 vs. North Carolina (1/8/11)

3 PT FG ATTEMPTS

Season: --
 Career: 1 on eight occasions
 ACC: 1 on five occasions

FT MADE

Season: 6 vs. Lamar (11/19/12)
 Career: 6 vs. Lamar (11/19/12)
 ACC: 4 vs. Clemson (1/31/12)

FT ATTEMPTS

Season: 8 vs. Delaware (11/13/12)
 Career: 8 vs. Delaware (11/13/12)
 ACC: 6, 2x last at Maryland (3/4/12)

ASSISTS

Season: 3 vs. Delaware (11/13/12)
 Career: 4 vs. Wake Forest (2/8/12)
 ACC: 4 vs. Wake Forest (2/8/12)

TURNOVERS

Season: 4 vs. North Texas (11/20/12)
 Career: 4 vs. North Texas (11/20/12)
 ACC: 3, 2x last at Clemson (2/14/12)

BLOCKS

Season: 1, 3x last vs. Delaware (11/13/12)
 Career: 2, 2x last at North Carolina (2/11/12)
 ACC: 2, 2x last at North Carolina (2/11/12)

STEALS

Season: 3 vs. Seattle (11/17/12)
 Career: 3, 5x last vs. Seattle (11/17/12)
 ACC: 3 on three occasions

MINUTES


Season: 33, 2x last at Wisconsin (11/28/12)
 Career: 38 vs. NC State (3/9/12)
 ACC: 35, 2x last vs. Wake Forest (2/8/12)

CAREER STATISTICS

Year	G-GS	Min-Avg.	FG-FGA	Pct.	3FG-3FGA	Pct.	FT-FTA	Pct.	Off-Def.	Reb-Avg.	PF-DQ	Ast	TO	Blk	Stl	Pts-Avg
2010-11	29-1	438-15.1	27-80	.338	1-8	.125	15-29	.517	22-64	86-3.0	51-1	24	17	6	18	70-2.4
ACC	16-0	254-15.9	15-43	.349	1-5	.200	12-18	.667	11-25	36-2.3	30-1	12	9	4	11	43-2.7
2011-12	32-15	705-22.0	52-103	.505	0-0	.000	27-53	.509	39-102	141-4.4	71-1	27	26	10	21	131-4.1
ACC	16-13	383-23.9	26-57	.456	0-0	.000	16-27	.593	22-52	74-4.6	42-1	16	16	4	14	68-4.3
2012-13	7-7	199-28.4	26-53	.491	0-0	.000	29-38	.763	23-43	66-9.4	17-0	11	12	3	6	81-11.6
ACC	--	--	--	--	--	--	--	--	--	--	--	--	--	--	--	--
CAREER	68-23	1342-19.7	105-236	.445	1-8	.125	71-120	.592	84-209	293-4.3	139-2	62	55	19	45	282-4.1
ACC	32-13	637-19.9	41-100	.410	1-5	.200	28-45	.622	33-77	110-3.4	72-2	28	25	8	25	111-3.5

THOMAS ROGERS

#30



Junior • Guard • 6-6 • 209 • Farmville, Va. • Fork Union Military Academy

2012-13 SEASON:

- Made his season debut vs. Seattle (11/17/12)
- Played two minutes vs. Lamar (11/19/12)

SINGLE GAME BESTS

POINTS

Season: --
 Career: --
 ACC: --

REBOUNDS

Season: --
 Career: 1 on three occasions
 ACC: 1 at GT (1/19/12), vs. Md. (2/18/12)

FG MADE

Season: --
 Career: --
 ACC: --

FG ATTEMPTS

Season: --
 Career: 2 vs. Howard (1/4/11), Green Bay (11/25/11)
 ACC: 1 at GT (1/19/12), vs. WF (2/8/12)

3 PT FG MADE

Season: --
 Career: --
 ACC: --

3 PT FG ATTEMPTS

Season: --
 Career: 2 vs. Howard (1/4/11), Green Bay (11/25/11)
 ACC: 1 at GT (1/19/12), vs. WF (2/8/12)

FT MADE

Season: --
 Career: --
 ACC: --

FT ATTEMPTS

Season: --
 Career: --
 ACC: --

ASSISTS

Season: 1 vs. Seattle (11/17/12)
 Career: 1, 2x last vs. Seattle (11/17/12)
 ACC: --

TURNOVERS

Season: --
 Career: 1 vs. SC State (11/13/11)
 ACC: --

BLOCKS

Season: --
 Career: --
 ACC: --

STEALS

Season: --
 Career: --
 ACC: --

MINUTES

Season: 4 vs. Seattle (11/17/12)
 Career: 4, 2x last vs. Seattle (11/17/12)
 ACC: 3 vs. WF (2/8/12), Md (2/18/12)

2012-13 GAME-BY-GAME:

Opponent	GP-GS	FG-FGA	3FG-3FGA	FT-FTA	Off-Def	Total	A	TO	Blk	Stl	PF	Min	Pts
at G. Mason	DNP												
Fairfield	DNP												
Delaware	DNP												
Seattle	1-0	0-0	0-0	0-0	0-0	0	1	0	0	0	1	4	0
Lamar	2-0	0-0	0-0	0-0	0-0	0	0	0	0	0	0	0	0
North Texas	DNP												
at Wisconsin	DNP												

CAREER STATISTICS

Year	G-GS	Min-Avg.	FG-FGA	Pct.	3FG-3FGA	Pct.	FT-FTA	Pct.	Off-Def.	Reb-Avg.	PF-DQ	Ast	TO	Blk	Stl	Pts-Avg
2010-11	6-0	8-1.3	0-2	.000	0-2	.000	0-0	.000	0-0	0-0.0	0-0	0	0	0	0	0-0.0
ACC	2-0	2-1.0	0-0	.000	0-0	.000	0-0	.000	0-0	0-0.0	0-0	0	0	0	0	0-0.0
2011-12	7-0	19-2.7	0-6	.000	0-6	.000	0-0	.000	0-3	3-0.4	3-0	1	1	0	0	0-0.0
ACC	3-0	8-2.7	0-2	.000	0-2	.000	0-0	.000	0-2	2-0.7	1-0	0	0	0	0	0-0.0
2012-13	2-0	6-3.0	0-1	.000	0-0	.000	0-0	.000	0-0	0-0.0	1-0	1	0	0	0	0-0.0
ACC	--	--	--	--	--	--	--	--	--	--	--	--	--	--	--	--
CAREER	15-0	33-2.2	0-9	.000	0-8	.000	0-0	.000	0-3	3-0.2	4-0	2	1	0	0	0-0.0
ACC	5-0	10-2.0	0-2	.000	0-2	.000	0-0	.000	0-2	2-0.4	1-0	0	0	0	0	0-0.0

DARION ATKINS

#32



Sophomore • Forward • 6-8 • 222 • Clinton, Md. • Landon School

2012-13 SEASON:

- Tallied seven points and four rebounds in 16 minutes off the bench at George Mason (11/9/12)
- Made his first career start vs. Fairfield (11/12/12)
- Scored 11 points against Delaware (11/13/12)
- Earned six rebounds and a career-high four blocked shots vs. Seattle (11/17/12)
- Tallied five points in 19 minutes vs. Lamar (11/19/12)
- Added 10 points and a career-high nine rebounds vs. North Texas (11/20/12)
- Scored career-high 14 points and had seven rebounds at Wisconsin (11/28/12)

2012-13 GAME-BY-GAME:

Opponent	GP-GS	FG-FGA	3FG-3FGA	FT-FTA	Off-Def	Total	A	TO	Blk	Stl	PF	Min	Pts
at G. Mason	1-0	3-5	0-0	1-1	3-1	4	0	2	0	0	4	16	7
Fairfield	2-1	0-2	0-0	0-0	0-1	1	0	1	1	0	0	9	0
Delaware	3-1	5-7	0-0	1-3	3-0	3	1	0	0	0	0	23	11
Seattle	4-1	3-4	0-0	2-2	2-4	6	1	2	4	2	0	18	8
Lamar	5-1	2-4	0-0	1-1	0-1	1	1	1	1	0	4	19	5
North Texas	6-2	5-10	0-0	0-0	5-4	9	1	1	2	1	3	31	10
at Wisconsin	7-3	6-9	0-0	2-3	3-4	7	1	1	2	1	2	35	14

SINGLE GAME BESTS

POINTS

Season: 14 at Wisconsin (11/28/12)
 Career: 14 at Wisconsin (11/28/12)
 ACC: 6 vs. Boston College (1/26/12)

REBOUNDS

Season: 9 vs. North Texas (11/20/12)
 Career: 9 vs. North Texas (11/20/12)
 ACC: 6 vs. North Carolina (2/25/12)

FG MADE

Season: 6 at Wisconsin (11/28/12)
 Career: 6, 2x last at Wisconsin (11/28/12)
 ACC: 2 on four occasions

FG ATTEMPTS

Season: 10 vs. North Texas (11/20/12)
 Career: 10 vs. North Texas (11/20/12)
 ACC: 5 vs. Wake Forest (2/8/12)

3 PT FG MADE

Season: --
 Career: --
 ACC: --

3 PT FG ATTEMPTS

Season: --
 Career: --
 ACC: --

FT MADE

Season: 2, 2x last at Wisconsin (11/28/12)
 Career: 4 vs. Longwood (12/3/11)
 ACC: 2 at GT (1/19/12), vs. BC (1/26/12)

FT ATTEMPTS

Season: 3, 2x last at Wisconsin (11/28/12)
 Career: 6 vs. Longwood (12/3/11)
 ACC: 2 on four occasions

ASSISTS

Season: 1, 5x last at Wisconsin (11/28/12)
 Career: 1, 8x last at Wisconsin (11/28/12)
 ACC: 1, 2x last vs. Wake Forest (2/8/12)

TURNOVERS

Season: 2, 2x last vs. Seattle (11/17/12)
 Career: 2, 2x last vs. Seattle (11/17/12)
 ACC: 2 at Maryland (3/4/12)

BLOCKS

Season: 4 vs. Seattle (11/17/12)
 Career: 4 vs. Seattle (11/17/12)
 ACC: 2 on six occasions

STEALS

Season: 2 vs. Seattle (11/17/12)
 Career: 2, 2x last vs. Seattle (11/17/12)
 ACC: 2 vs. Wake Forest (2/8/12)

MINUTES

Season: 35 at Wisconsin (11/28/12)
 Career: 35 at Wisconsin (11/28/12)
 ACC: 22 at Maryland (3/4/12)

CAREER STATISTICS

Year	G-GS	Min-Avg.	FG-FGA	Pct.	3FG-3FGA	Pct.	FT-FTA	Pct.	Off-Def.	Reb-Avg.	PF-DQ	Ast	TO	Blk	Stl	Pts-Avg
2011-12	27-0	275-10.2	25-43	.581	0-0	.000	11-19	.579	23-39	62-2.3	50-1	3	5	19	12	61-2.3
ACC	16-0	190-11.9	15-27	.556	0-0	.000	5-8	.625	14-25	39-2.4	36-1	2	3	14	8	35-2.2
2012-13	7-3	151-21.6	24-41	.585	0-0	.000	7-10	.700	16-15	31-4.4	13-0	5	8	10	4	55-7.9
ACC	--	--	--	--	--	--	--	--	--	--	--	--	--	--	--	--
CAREER	34-3	426-12.5	49-84	.583	0-0	.000	18-29	.621	39-54	93-2.7	63-1	8	13	29	16	116-3.4
ACC	16-0	190-11.9	15-27	.556	0-0	.000	5-8	.625	14-25	39-2.4	36-1	2	3	14	8	35-2.2

VIRGINIA 59 November 9, 2012
GEORGE MASON 63 Patriot Center • Fairfax, Va.

VIRGINIA (0-1)

Player	FG	3FG	FT	O-D	Reb	PF	Pts	A	TO	Blk	Stl	Min
Tobey (F)	2-6	1-1	0-0	0-1	1	2	5	0	1	0	0	18
Mitchell (F)	4-6	0-0	3-5	3-4	7	1	11	0	1	1	2	30
Barnette (G)	2-6	1-5	0-0	0-0	0	1	5	0	1	0	0	27
Harris (G)	6-15	4-7	3-4	1-7	8	3	19	3	4	0	0	35
Anderson (G)	1-5	0-3	2-5	2-1	3	3	4	3	1	0	1	27
Browman	0-0	0-0	0-0	0-3	3	1	0	2	0	0	0	11
Jespersion	1-3	0-1	0-0	1-1	2	1	2	1	0	0	0	19
Nolte	2-6	2-4	0-0	1-1	2	4	6	3	2	0	0	17
Atkins	3-5	0-0	1-1	3-1	4	4	7	0	2	0	0	16
				0-2	2							
TOTALS	21-52	8-21	9-15	11-21	32	20	59	12	12	1	3	200
	.404	.381	.600									

GEORGE MASON (1-0)

Player	FG	3FG	FT	O-D	Reb	PF	Pts	A	TO	Blk	Stl	Min
Williams (F)	5-7	0-0	1-2	0-3	3	2	11	0	2	2	3	37
Arledge (F)	2-2	0-0	0-0	0-3	3	4	4	2	1	0	0	13
Okoloji (F)	3-5	1-1	1-2	0-4	4	1	8	0	1	0	1	24
Allen (G)	4-7	2-2	3-4	0-4	4	1	13	5	1	0	1	32
Wright (G)	6-9	2-4	1-5	0-2	2	2	15	2	2	0	0	33
Bennett	1-1	0-0	0-0	1-0	1	0	2	0	1	0	0	5
Holloway	0-2	0-1	0-0	0-1	1	0	0	0	0	0	0	4
Vaughns	0-4	0-2	0-0	0-0	0	2	0	0	1	0	0	19
Edwards	1-1	0-0	2-2	0-0	0	1	4	2	0	0	0	8
Gujanovic	2-6	2-4	0-4	2-5	7	3	6	3	1	0	0	25
		1-4	5									
TOTALS	24-44	7-14	8-19	3-23	26	16	63	14	10	2	5	200
	.545	.500	.421									

VIRGINIA	25	34	59
GEORGE MASON	28	35	63

 Officials: Roger Ayers, Bernard Clinton, Tim Kelly
 Technicals: none
 Attendance: 9,840

FAIRFIELD 45 November 12, 2012
VIRGINIA 54 John Paul Jones Arena • Charlottesville, Va.

FAIRFIELD (1-1)

Player	FG	3FG	FT	O-D	Reb	PF	Pts	A	TO	Blk	Stl	Min
Barrow (F)	1-7	0-0	0-0	1-0	1	3	2	0	0	1	1	29
Mikulic (F)	5-7	3-5	0-0	1-6	7	4	13	0	4	3	0	21
Matthews (F)	1-3	0-1	2-2	2-2	4	2	4	0	0	1	0	22
Needham (G)	4-11	2-8	0-0	0-4	4	2	10	4	3	0	1	37
Wade (G)	3-10	2-5	2-2	2-4	6	1	10	4	3	0	1	33
Jenkins	0-3	0-0	0-0	0-0	0	0	0	0	0	0	0	7
Gilbert	0-0	0-0	0-0	0-0	0	0	0	0	0	0	0	2
Sidibe	2-3	0-0	0-0	2-1	3	1	4	0	0	0	0	11
Nickerson	1-3	0-2	0-2	1-2	3	3	2	1	3	0	2	28
				1-1	2							
TOTALS	17-47	7-21	4-6	10-20	30	16	45	9	13	5	5	200
	.362	.333	.667									

VIRGINIA (1-1)

Player	FG	3FG	FT	O-D	Reb	PF	Pts	A	TO	Blk	Stl	Min
Mitchell (F)	4-11	0-0	4-6	3-5	8	2	12	2	1	1	1	33
Atkins (F)	0-2	0-0	0-0	0-1	1	0	0	0	1	1	0	9
Jespersion (G)	2-4	1-3	1-2	0-1	1	1	6	2	1	0	0	29
Barnette (G)	0-0	0-0	0-0	0-1	1	1	0	0	0	0	0	18
Harris (G)	5-11	0-0	5-6	2-5	7	2	15	3	1	1	1	34
Browman	0-0	0-0	0-0	0-0	0	0	0	1	3	0	0	6
Tobey	3-8	0-1	0-0	1-2	3	1	6	0	0	0	0	16
Nolte	4-6	1-2	2-2	0-1	1	0	11	2	1	0	3	28
Anderson	1-5	0-2	2-4	2-3	5	1	4	4	1	1	0	27
				3-2	5							
TOTALS	19-47	2-8	14-20	11-21	32	8	54	14	9	4	5	200
	.404	.250	.700									

FAIRFIELD	30	15	45
VIRGINIA	28	26	54

 Officials: Karl Hess, Les Jones, Alfred Smith
 Technicals: none
 Attendance: 8,568

DELAWARE 59 November 13, 2012
VIRGINIA 53 John Paul Jones Arena • Charlottesville, Va.

DELAWARE (2-1)

Player	FG	3FG	FT	O-D	Reb	PF	Pts	A	TO	Blk	Stl	Min
Brinkley (F)	3-4	0-0	0-0	1-0	1	2	6	0	4	1	0	26
Hagins (F)	4-6	0-0	2-2	5-11	16	1	10	1	2	1	1	38
Threath (G)	6-12	1-3	1-3	0-5	5	2	14	3	4	0	3	36
Saddler (G)	3-12	2-6	7-8	0-4	4	3	15	2	2	0	0	30
Anderson (G)	2-6	2-6	0-0	1-2	3	1	6	0	1	0	1	33
Rogers	1-5	0-1	2-2	0-0	0	0	4	1	1	0	1	21
Baptiste	1-2	0-0	2-2	2-1	3	4	4	0	0	0	1	16
				1-0	1							
TOTALS	20-47	5-16	14-17	10-23	33	13	59	7	14	2	7	200
	.426	.313	.824									

VIRGINIA (1-2)

Player	FG	3FG	FT	O-D	Reb	PF	Pts	A	TO	Blk	Stl	Min
Nolte (F)	1-8	1-5	0-0	1-0	1	1	3	0	1	0	3	24
Mitchell (F)	5-11	0-0	5-8	5-8	13	4	15	3	1	1	0	30
Jespersion (G)	1-4	0-3	0-0	0-5	5	2	2	2	0	1	0	34
Harris (G)	7-19	3-9	3-4	2-2	4	5	20	1	3	0	0	38
Anderson (G)	1-3	0-1	0-0	1-0	1	3	2	2	4	1	2	30
Browman	0-2	0-2	0-0	0-1	1	0	0	1	0	0	0	8
Evans	0-0	0-0	0-0	0-1	1	1	0	0	2	0	0	3
Barnette	0-1	0-1	0-0	0-0	0	1	0	0	0	0	0	5
Tobey	0-2	0-0	0-0	0-1	1	0	0	0	1	1	0	5
Atkins	5-7	0-0	1-3	3-0	3	0	11	1	0	0	0	23
				4-1	5							
TOTALS	20-57	4-21	9-15	16-19	35	17	53	10	12	4	5	200
	.351	.190	.600									

DELAWARE	28	31	59
VIRGINIA	15	38	53

 Officials: Tim Nestor, Tony Chiazza, Bill Covington, Jr.
 Technicals: none
 Attendance: 8,490

SEATTLE 43 November 17, 2012
VIRGINIA 83 John Paul Jones Arena • Charlottesville, Va.

SEATTLE (1-1)

Player	FG	3FG	FT	O-D	Reb	PF	Pts	A	TO	Blk	Stl	Min
Sunderhaus (F)	4-8	1-2	0-0	3-3	6	3	9	0	1	0	1	20
Trent (F)	1-5	0-1	0-0	1-3	4	3	2	0	6	0	1	17
Green (C)	2-3	0-0	2-3	2-0	2	2	6	0	0	0	0	14
Obasi (G)	1-5	0-0	2-5	0-0	0	0	4	1	0	0	1	18
Carter (G)	3-15	2-8	0-0	1-1	2	1	8	1	4	0	1	24
Tate	0-5	0-1	2-2	3-3	6	3	2	0	3	0	1	22
Pickett	1-5	0-1	0-0	0-1	1	3	2	1	2	0	3	16
Rasmussen	3-6	2-5	0-0	0-1	1	1	8	0	1	0	1	27
Crook	0-2	0-1	1-2	1-0	1	0	1	0	0	0	0	12
Trimble	0-2	0-0	1-2	0-0	0	0	1	1	0	0	0	11
Diop	0-0	0-0	0-0	0-0	0	0	0	0	0	0	0	2
Bidart	0-1	0-0	0-0	0-0	0	2	0	0	0	0	1	4
Flora	0-2	0-0	0-0	0-2	2	1	0	0	2	0	10	13
				3-1	4							
TOTALS	15-59	5-19	8-14	14-15	29	19	43	4	19	0	10	200
	.254	.263	.571									

VIRGINIA (2-2)

Player	FG	3FG	FT	O-D	Reb	PF	Pts	A	TO	Blk	Stl	Min
Nolte (F)	4-7	2-3	0-0	10-	1							

LAMAR 44 November 19, 2012
VIRGINIA 63 John Paul Jones Arena • Charlottesville, Va.

LAMAR (0-4)

Player	FG	3FG	FT	O-D	Reb	PF	Pts	A	TO	Blk	Stl	Min
Mitchell (F)	4-8	0-0	0-0	1-1	2	0	8	1	2	1	1	31
Wilson (F)	0-4	0-0	2-2	1-2	3	1	2	0	2	0	0	15
Brown (F)	3-7	0-0	5-6	0-6	6	1	11	2	1	1	0	33
Minton (G)	1-6	0-1	0-0	2-4	6	2	2	2	2	2	1	28
Minor (G)	0-2	0-0	0-0	0-0	0	1	0	0	2	0	0	11
Blanks	2-8	2-4	2-2	0-3	3	1	8	1	2	0	1	27
Acosta	4-7	0-0	2-2	1-2	3	4	10	1	1	1	0	30
Hancock	1-2	1-1	0-0	0-1	1	1	3	1	1	0	0	20
Webb	0-1	0-0	0-0	0-1	1	1	0	0	1	0	0	2
Ebomwonyi	0-1	0-0	0-0	0-0	0	1	0	0	0	1	0	3
				1-2	3							
TOTALS	15-46	3-6	11-12	6-22	28	13	44	8	14	6	3	200
	.326	.500	.917									

VIRGINIA (3-2)

Player	FG	3FG	FT	O-D	Reb	PF	Pts	A	TO	Blk	Stl	Min
Nolte (F)	1-4	0-2	0-0	0-0	0	3	2	1	0	0	3	22
Mitchell (F)	2-7	0-0	6-6	3-5	8	2	10	2	0	0	0	23
Jespersion (G)	3-6	3-5	0-0	0-5	5	0	9	1	2	2	1	32
Jones (G)	2-5	0-1	2-2	0-0	0	3	6	2	1	1	1	27
Harris (G)	7-11	3-5	0-0	0-5	5	1	17	2	0	2	3	25
Browman	0-0	0-0	0-0	0-0	0	0	0	0	0	0	0	3
Barnette	1-2	0-1	0-0	0-1	1	1	2	1	1	0	0	10
Tobey	3-8	0-1	0-0	0-1	1	2	6	0	2	1	0	17
Anderson	2-6	0-1	2-2	0-3	3	0	6	2	2	1	1	20
Rogers	0-0	0-0	0-0	0-0	0	0	0	0	0	0	0	2
Atkins	2-4	0-0	1-1	0-1	1	4	5	1	1	1	0	19
				4-1	5							
TOTALS	23-53	6-16	11-11	7-22	29	16	63	12	9	8	9	200
	.434	.375	1.000									

LAMAR	18	26	44
VIRGINIA	32	31	63

Officials: Gary Prager, Chris Beaver, Tony Chiazza
 Technicals: none
 Attendance: 1,444

NORTH TEXAS 64 November 20, 2012
VIRGINIA 80 John Paul Jones Arena • Charlottesville, Va.

NORTH TEXAS (3-3)

Player	FG	3FG	FT	O-D	Reb	PF	Pts	A	TO	Blk	Stl	Min
T. Mitchell (F)	4-8	1-5	7-9	4-5	9	3	16	0	3	3	1	34
Franklin (F)	1-5	0-0	3-4	4-2	6	2	5	1	2	2	1	21
A. Williams (G)	4-11	0-0	3-5	1-0	1	2	11	0	1	0	2	33
Jones (G)	3-8	0-2	0-0	2-1	3	4	6	2	1	0	1	23
J. Williams (G)	4-15	0-6	4-5	2-0	2	4	12	0	4	0	0	28
Holmen	1-5	0-2	2-2	2-3	5	2	4	0	0	0	0	15
Hardwick	0-0	0-0	0-1	0-1	1	2	0	2	1	0	0	20
A. Mitchell	0-0	0-0	0-0	0-0	0	0	0	0	0	0	0	1
Patton	1-2	1-2	0-0	0-0	0	0	3	0	0	0	1	6
Overlander	1-2	1-2	0-0	0-0	0	0	3	0	0	0	1	8
Stojiljkovic	0-0	0-0	0-0	0-0	0	1	0	0	1	0	0	4
Coleman	2-2	0-0	0-0	1-0	1	1	4	0	1	0	0	7
				5-1	6							
TOTALS	21-58	3-19	19-26	21-33	34	21	64	5	14	5	7	200
	.362	.158	.731									

VIRGINIA (4-2)

Player	FG	3FG	FT	O-D	Reb	PF	Pts	A	TO	Blk	Stl	Min
Mitchell (F)	3-5	0-0	2-3	0-4	4	4	8	1	4	0	0	24
Atkins (F)	5-10	0-0	0-0	5-4	9	3	10	1	1	2	1	31
Jespersion (G)	2-2	1-1	0-0	0-1	1	3	5	2	3	1	1	24
Jones (G)	3-6	1-2	6-7	0-1	1	3	13	4	3	0	1	31
Harris (G)	3-6	3-4	3-4	0-2	2	3	12	2	1	1	0	21
Barnette	0-0	0-0	0-0	0-0	0	0	0	0	0	0	0	8
Tobey	2-2	0-0	1-2	0-0	0	0	5	1	0	0	0	9
Nolte	5-5	3-3	0-0	0-4	4	2	13	3	3	0	1	29
Anderson	4-10	0-1	6-8	3-1	4	2	14	4	0	1	3	23
				1-2	3							
TOTALS	27-46	8-11	18-24	9-19	28	20	80	18	15	5	7	200
	.587	.727	.750									

NORTH TEXAS	22	42	64
VIRGINIA	42	38	80

Officials: Brian Shey, Alvin Cox, Evon Burroughs
 Technicals: North Texas-Head Coach Tony Benford
 Attendance: 1,745

VIRGINIA 60 November 28, 2012
WISCONSIN 54 Kohl Center • Madison, Wis.

VIRGINIA (5-2)

Player	FG	3FG	FT	O-D	Reb	PF	Pts	A	TO	Blk	Stl	Min
Mitchell (F)	3-6	0-0	5-6	3-7	10	2	11	2	3	0	0	33
Atkins (F)	6-9	0-0	2-3	3-4	7	2	14	1	1	2	1	35
Jespersion (G)	0-3	0-1	0-0	1-2	3	2	0	0	0	0	0	24
Jones (G)	1-2	0-0	0-0	0-0	0	2	2	3	4	1	2	25
Harris (G)	8-19	1-7	5-6	1-4	5	1	22	5	0	0	0	35
Evans	0-2	0-0	0-0	0-4	4	0	0	0	1	0	0	16
Tobey	0-1	0-0	0-0	0-0	0	1	0	0	0	0	0	4
Nolte	2-2	2-2	2-2	0-3	3	2	8	1	1	1	0	19
Anderson	1-2	1-2	0-0	0-4	4	0	3	0	0	0	0	9
				0-0	0							
TOTALS	21-46	4-12	14-17	8-28	36	12	60	12	10	4	3	200
	.457	.333	.824									

WISCONSIN (4-3)

Player	FG	3FG	FT	O-D	Reb	PF	Pts	A	TO	Blk	Stl	Min
Evans (F)	4-12	0-2	0-0	3-3	6	3	8	1	0	2	2	36
Bruesewitz (F)	3-7	0-3	0-1	1-0	1	2	6	4	1	1	0	30
Berggren (F)	4-8	2-3	2-2	1-1	2	0	12	0	1	0	0	30
Brust (G)	6-16	3-9	0-0	0-4	4	2	15	0	1	0	1	37
Jackson (G)	2-7	1-1	0-0	0-4	4	2	5	5	1	0	2	32
Marshall	1-2	1-1	0-0	0-1	1	2	3	1	1	0	0	11
Dekker	1-2	1-2	2-2	0-0	0	4	5	1	0	0	1	21
Kaminsky	0-1	0-1	0-0	0-0	0	0	0	0	0	0	0	3
				2-5	7							
TOTALS	21-55	8-22	4-5	7-18	25	15	54	12	5	3	6	200
	.382	.364	.800									

VIRGINIA	24	36	60
WISCONSIN	23	31	54

Officials: Mike Kitts, Terry Wymer, John Higgins
 Technicals: None
 Attendance: 16,690

2012-13 Virginia Basketball
Virginia Season Schedule/Results & Leaders (as of Nov 28, 2012)
All games

RECORD:	OVERALL	HOME	AWAY	NEUTRAL
ALL GAMES	5-2	4-1	1-1	0-0
CONFERENCE	0-0	0-0	0-0	0-0
NON-CONFERENCE	5-2	4-1	1-1	0-0

Date	Opponent	Score	Att.	High Points	High Rebounds
11/9/12	at George Mason	59-63 L	9840	(19)Joe Harris	(8)Joe Harris
11/12/12	FAIRFIELD	w 54-45	8568	(15)Joe Harris	(8)Akil Mitchell
11/13/12	DELAWARE	53-59 L	8490	(20)Joe Harris	(13)Akil Mitchell
11/17/12	SEATTLE	w 83-43	9160	(17)Mike Tobey	(16)Akil Mitchell
11/19/12	LAMAR	w 63-44	1444	(17)Joe Harris	(8)Akil Mitchell
11/20/12	NORTH TEXAS	w 80-64	1745	(14)Justin Anderson	(9)Darion Atkins
11/28/12	at Wisconsin	w 60-54	16690	(22)Joe Harris	(10)Akil Mitchell

* - Conference game

Attendance Summary	Games	Attend	Avg/Game
Home	5	29407	5881
Away	2	26530	13265
Neutral	0	0	0
Total	7	55937	7991

2012-13 Virginia Basketball
Virginia Season Box Score (as of Nov 28, 2012)
All games

RECORD:	OVERALL	HOME	AWAY	NEUTRAL
ALL GAMES	5-2	4-1	1-1	0-0
CONFERENCE	0-0	0-0	0-0	0-0
NON-CONFERENCE	5-2	4-1	1-1	0-0

##	Player	gp-gs	min	avg	Total		3-Point		F-Throw		Rebounds				pf	dq	a	to	blk	stl	pts	avg		
					fg-fga	fg%	3fg-fga	3fg%	ft-fa	ft%	off	def	tot	avg										
12	Joe Harris	7-7	208	29.7	38-86	.442	15-34	.441	21-27	.778	6	26	32	4.6	18	1	16	11	4	4	112	16.0		
25	Akil Mitchell	7-7	199	28.4	26-53	.491	0-0	.000	29-38	.763	23	43	66	9.4	17	0	11	12	3	6	81	11.6		
32	Darion Atkins	7-3	151	21.6	24-41	.585	0-0	.000	7-10	.700	16	15	31	4.4	13	0	5	8	10	4	55	7.9		
11	Evan Nolte	7-3	161	23.0	19-38	.500	11-21	.524	4-4	1.000	3	9	12	1.7	13	0	13	9	1	11	53	7.6		
23	Justin Anderson	7-3	157	22.4	14-36	.389	1-11	.091	15-22	.682	8	14	22	3.1	9	0	19	11	6	8	44	6.3		
05	Teven Jones	4-3	108	27.0	7-16	.438	1-4	.250	10-11	.909	0	4	4	1.0	11	0	10	10	2	4	25	6.3		
10	Mike Tobey	7-1	84	12.0	15-35	.429	1-3	.333	8-10	.800	1	9	10	1.4	6	0	2	6	2	0	39	5.6		
02	Paul Jespersion	7-6	182	26.0	10-28	.357	6-18	.333	1-2	.500	2	16	18	2.6	11	0	13	8	4	2	27	3.9		
04	Taylor Barnette	6-2	90	15.0	6-13	.462	3-10	.300	0-0	.000	0	4	4	0.7	5	0	5	5	0	0	15	2.5		
00	Doug Browman	5-0	35	7.0	0-2	.000	0-2	.000	1-2	.500	0	6	6	1.2	1	0	4	3	0	0	1	0.2		
30	Thomas Rogers	2-0	6	3.0	0-1	.000	0-0	.000	0-0	.000	0	0	0	0.0	1	0	1	0	0	0	0	0.0		
01	Jontel Evans	2-0	19	9.5	0-2	.000	0-0	.000	0-0	.000	0	5	5	2.5	1	0	0	3	0	0	0	0.0		
Team											12	11	23											
Total.....		7	1400		159-351	.453	38-103	.369	96-126	.762	71	162	233	33.3	106	1	99	86	32	39	452	64.6		
Opponents.....		7	1400		133-356	.374	38-117	.325	68-99	.687	71	134	205	29.3	113	0	59	89	23	43	372	53.1		

Score by Periods	1st	2nd	Totals
Virginia	210	242	452
Opponents	162	210	372

2012-13 Virginia Basketball
Virginia Overall Team Statistics (as of Nov 28, 2012)
All games

TEAM STATISTICS	VA	OPP
SCORING	452	372
Points per game	64.6	53.1
Scoring margin	+11.4	-
FIELD GOALS-ATT	159-351	133-356
Field goal pct	.453	.374
3 POINT FG-ATT	38-103	38-117
3-point FG pct	.369	.325
3-pt FG made per game	5.4	5.4
FREE THROWS-ATT	96-126	68-99
Free throw pct	.762	.687
F-Throws made per game	13.7	9.7
REBOUNDS	233	205
Rebounds per game	33.3	29.3
Rebounding margin	+4.0	-
ASSISTS	99	59
Assists per game	14.1	8.4
TURNOVERS	86	89
Turnovers per game	12.3	12.7
Turnover margin	+0.4	-
Assist/turnover ratio	1.2	0.7
STEALS	39	43
Steals per game	5.6	6.1
BLOCKS	32	23
Blocks per game	4.6	3.3
WINNING STREAK	4	-
Home win streak	3	-
ATTENDANCE	29407	26530
Home games-Avg/Game	5-5881	2-13265
Neutral site-Avg/Game	-	0-0

Score by Periods	1st	2nd	Totals
Virginia	210	242	452
Opponents	162	210	372

2012-13 Virginia Basketball
Virginia Team Game-by-Game (as of Nov 28, 2012)
All games

TEAM STATISTICS

Opponent	Date	Score		Total		3-Pointers		Free throws		Rebounds				pf	a	t/o	blk	stl	pts	avg
				fg-fga	pct	3fg-fga	pct	ft-fta	pct	off	def	tot	avg							
at George Mason	11/9/12	59-63	L	21-52	.404	8-21	.381	9-15	.600	11	21	32	32.0	20	12	12	1	3	59	59.0
FAIRFIELD	11/12/12	54-45	W	19-47	.404	2-8	.250	14-20	.700	11	21	32	32.0	8	14	9	4	5	54	56.5
DELAWARE	11/13/12	53-59	L	20-57	.351	4-21	.190	9-15	.600	16	19	35	33.0	17	10	12	4	5	53	55.3
SEATTLE	11/17/12	83-43	W	28-50	.560	6-14	.429	21-24	.875	9	32	41	35.0	13	21	19	6	7	83	62.2
LAMAR	11/19/12	63-44	W	23-53	.434	6-16	.375	11-11	1.000	7	22	29	33.8	16	12	9	8	9	63	62.4
NORTH TEXAS	11/20/12	80-64	W	27-46	.587	8-11	.727	18-24	.750	9	19	28	32.8	20	18	15	5	7	80	65.3
at Wisconsin	11/28/12	60-54	W	21-46	.457	4-12	.333	14-17	.824	8	28	36	33.3	12	12	10	4	3	60	64.6
Virginia		452		159-351	.453	38-103	.369	96-126	.762	71	162	233	33.3	106	99	86	32	39	452	64.6
Opponents		372		133-356	.374	38-117	.325	68-99	.687	71	134	205	29.3	113	59	89	23	43	372	53.1

Games played: 7
Points/game: 64.6
FG Pct: 45.3
3FG Pct: 36.9
FT Pct: 76.2

Rebounds/game: 33.3
Assists/game: 14.1
Turnovers/game: 12.3
Assist/turnover ratio: 1.2
Steals/game: 5.6
Blocks/game: 4.6

2012-13 Virginia Basketball
Virginia Team Game-by-Game Comparison (as of Nov 28, 2012)
All games

Opponent	1st	2nd	Score	Mar	Total FG	FG Pct	3-Pointers	3FG Pct	Free Throws	FT Pct	Rebounds	A
George Mason	25/28	34/35	59-63	(4)	21-52/24-44	.404/.545	8-21/7-14	.381/.500	9-15/8-19	.600/.421	32/26	+6
FAIRFIELD	28/30	26/15	54-45	+9	19-47/17-47	.404/.362	2-8/7-21	.250/.333	14-20/4-6	.700/.667	32/30	+2
DELAWARE	15/28	38/31	53-59	(6)	20-57/20-47	.351/.426	4-21/5-16	.190/.313	9-15/14-17	.600/.824	35/33	+2
SEATTLE	44/13	39/30	83-43	+40	28-50/15-59	.560/.254	6-14/5-19	.429/.263	21-24/8-14	.875/.571	41/29	+12
LAMAR	32/18	31/26	63-44	+19	23-53/15-46	.434/.326	6-16/3-6	.375/.500	11-11/11-12	1000/.917	29/28	+1
NORTH TEXAS	42/22	38/42	80-64	+16	27-46/21-58	.587/.362	8-11/3-19	.727/.158	18-24/19-26	.750/.731	28/34	(6)
Wisconsin	24/23	36/31	60-54	+6	21-46/21-55	.457/.382	4-12/8-22	.333/.364	14-17/4-5	.824/.800	36/25	+11

Note: Game totals are displayed in the format TEAM/OPPONENT for each category

2012-13 Virginia Basketball
Virginia Points-Rebounds-Assists (as of Nov 28, 2012)
All games

Opponent	Date	Score		00	01	02	04	05	10	11
				BROWMAN,DO	EVANS,JONT	JESPERSON,	BARNETTE,T	JONES,TEVE	TOBEY,MIKE	NOLTE,EVAN
at George Mason	11/9/12	59-63	L	0-3-2	DNP	2-2-1	5-0-0	DNP	5-1-0	6-2-3
FAIRFIELD	11/12/12	54-45	w	0-0-1	DNP	6-1-2	0-1-0	DNP	6-3-0	11-1-2
DELAWARE	11/13/12	53-59	L	0-1-1	0-1-0	2-5-2	0-0-0	DNP	0-1-0	3-1-0
SEATTLE	11/17/12	83-43	w	1-2-0	DNP	3-1-5	8-2-4	4-3-1	17-4-1	10-1-3
LAMAR	11/19/12	63-44	w	0-0-0	DNP	9-5-1	2-1-1	6-0-2	6-1-0	2-0-1
NORTH TEXAS	11/20/12	80-64	w	DNP	DNP	5-1-2	0-0-0	13-1-4	5-0-1	13-4-3
at Wisconsin	11/28/12	60-54	w	DNP	0-4-0	0-3-0	DNP	2-0-3	0-0-0	8-3-1

Opponent	Date	Score		12	23	25	30	32
				HARRIS,JOE	ANDERSON,J	MITCHELL,A	ROGERS,THO	ATKINS,DAR
at George Mason	11/9/12	59-63	L	19-8-3	4-3-3	11-7-0	DNP	7-4-0
FAIRFIELD	11/12/12	54-45	w	15-7-3	4-5-4	12-8-2	DNP	0-1-0
DELAWARE	11/13/12	53-59	L	20-4-1	2-1-2	15-13-3	DNP	11-3-1
SEATTLE	11/17/12	83-43	w	7-1-0	11-2-4	14-16-1	0-0-1	8-6-1
LAMAR	11/19/12	63-44	w	17-5-2	6-3-2	10-8-2	0-0-0	5-1-1
NORTH TEXAS	11/20/12	80-64	w	12-2-2	14-4-4	8-4-1	DNP	10-9-1
at Wisconsin	11/28/12	60-54	w	22-5-5	3-4-0	11-10-2	DNP	14-7-1

2012-13 Virginia Basketball
Virginia Game-by-Game Highs (as of Nov 28, 2012)
All games

Opponent	Date	Score	Points	Rebounds	Assists	Steals	Blocked shots
at George Mason	11/9/12	59-63	19-Joe Harris	8-Joe Harris	3-Joe Harris Justin Anderson Evan Nolte	2-Akil Mitchell	1-Akil Mitchell
FAIRFIELD	11/12/12	54-45	15-Joe Harris	8-Akil Mitchell	4-Justin Anderson	3-Evan Nolte	1-Akil Mitchell Joe Harris Darion Atkins Justin Anderson
DELAWARE	11/13/12	53-59	20-Joe Harris	13-Akil Mitchell	3-Akil Mitchell	3-Evan Nolte	1-Mike Tobey Justin Anderson Paul Jespersen Akil Mitchell
SEATTLE	11/17/12	83-43	17-Mike Tobey	16-Akil Mitchell	5-Paul Jespersen	3-Akil Mitchell	4-Darion Atkins
LAMAR	11/19/12	63-44	17-Joe Harris	8-Akil Mitchell	2-Joe Harris Justin Anderson Teven Jones Akil Mitchell	3-Joe Harris Evan Nolte	2-Paul Jespersen Joe Harris
NORTH TEXAS	11/20/12	80-64	14-Justin Anderson	9-Darion Atkins	4-Teven Jones Justin Anderson	3-Justin Anderson	2-Darion Atkins
at Wisconsin	11/28/12	60-54	22-Joe Harris	10-Akil Mitchell	5-Joe Harris	2-Teven Jones	2-Darion Atkins