

2010-11 VIRGINIA MEN'S BASKETBALL GAME NOTES

**GAME
#8**



VIRGINIA CAVALIERS (4-3, 0-0 ACC)
AT VIRGINIA TECH HOKIES (4-3, 0-0 ACC)



DECEMBER 5, 2010 • CASSELL COLISEUM • BLACKSBURG, VA.



Rich Waltz, Mike Gminski, Jenn Hildreth

TONIGHT'S GAME

- UVA opens ACC play as it visits in-state rival Virginia Tech
- The Cavaliers open ACC play away from home for the fourth consecutive season
- The game concludes a span of six straight games away from home for UVA

SERIES HISTORY

- Virginia leads all-time series 79-52 (Virginia Tech leads 28-15 in Blacksburg)
- The Hokies have won the last four meetings at Cassell Coliseum
- Five of the last six meetings have been decided by seven points or less (two in OT)

ACC OPENERS

- Virginia has won three of its last four ACC openers, but is 3-12 in conference openers over the past 15 seasons
- Last season the Cavaliers won their ACC opener 70-62 at NC State
- This season marks the fourth consecutive season and the seventh time in nine seasons Virginia has opened its conference schedule on the road

EARLY CONFERENCE OPENER

- Today's game is the earliest ACC opener for the Cavaliers since 2006-07 (a 67-62 win vs. NC State on Dec. 3, the first conference game at JPJA)
- Virginia has won its last two December ACC games
- Prior to those wins, UVA lost seven straight December ACC games from 1984-85 to 2005-06

LAST TIME OUT

- Virginia topped No. 15 Minnesota 87-79 Monday night in Minneapolis
- It was the Gophers' first non-conference home loss under Tubby Smith (27-1)
- The win improved the Cavaliers' record in the ACC/Big Ten Challenge to 6-5
- It was Virginia's first ranked road win since 2007-08 (a 75-72 win at #17 Arizona)
- The 15th-ranked Gophers were the highest ranked team UVA has beaten since topping No. 12 Clemson 85-81 in overtime in 2009

70 IS A MAGIC NUMBER

- Under Tony Bennett, Virginia is 15-1 when scoring at least 70 points
- The only loss was a 76-71 overtime loss to Virginia Tech last season at JPJA
- The Cavaliers are 4-18 over the past two seasons when scoring under 70 points

2010-11 SCHEDULE/RESULTS

Nov. 6	ROANOKE COLLEGE (ex)	W 82-50
Nov. 12	WILLIAM & MARY	W 76-52
Nov. 15	USC UPSTATE	W 74-54
Nov. 18	at Stanford	[FSN] L 60-81
Nov. 22	vs. #13 Washington ¹	[ESPN2] L 63-106
Nov. 23	vs. Oklahoma ¹	[ESPN2] W 74-56
Nov. 24	vs. Wichita State ¹	[ESPN2] L 58-70
Nov. 29	at #15 Minnesota ²	[ESPN2] W 87-79
Dec. 5	at Virginia Tech *	[FSN] 6:00 pm
Dec. 7	RADFORD	7:00 pm
Dec. 17	OREGON	[CSN] 8:00 pm
Dec. 20	NORFOLK STATE	7:00 pm
Dec. 22	SEATTLE	7:00 pm
Dec. 30	IOWA STATE	[CSN] 8:00 pm
Jan. 2	LSU	[FSN] 5:30 pm
Jan. 4	HOWARD	7:00 pm
Jan. 8	NORTH CAROLINA *	[ACC] 12:00 pm
Jan. 15	at Duke *	[ESPN] 2:00 pm
Jan. 19	at Boston College *	7:00 pm
Jan. 22	GEORGIA TECH *	[ACC] 12:00 pm
Jan. 27	MARYLAND *	[CSN] 7:00 pm
Jan. 29	at Wake Forest *	[ACC] 4:00 pm
Feb. 2	CLEMSON *	[ESPNU] 9:00 pm
Feb. 5	at Miami *	2:00 pm
Feb. 12	at Florida State *	[RSN] 3:00 pm
Feb. 16	DUKE *	[ESPN or ESPN2] 7:00 pm
Feb. 19	VIRGINIA TECH *	[ACC^{split}] 1:00 pm
Feb. 23	at Georgia Tech *	[ESPNU] 7:00 pm
Feb. 26	BOSTON COLLEGE *	[RSN] 12:00 pm
Mar. 1	NC STATE *	[RSN] 7:00 pm
Mar. 5	at Maryland *	[ACC] 2:00 pm
Mar. 10-13	at ACC Tournament (Greensboro, N.C.)	

¹ EA Sports Maui Invitational (Lahaina, Maui, Hawaii)

² ACC/Big Ten Challenge

* ACC game

[ACC] - ACC Network (formerly Raycom), [RSN] - Regional Sports Networks
[CSN] - Comcast SportsNet Mid-Atlantic

POSSIBLE STARTING LINEUP

G 1 Jontel Evans So. 6.9 ppg 2.7 rbg 4.6 apg

• At least five assists in five of seven games this season

C 5 Assane Sene Jr. 2.6 ppg 1.9 rbg 0.4 blk

• Season-highs of seven points and six rebounds at Minnesota

G 12 Joe Harris Fr. 11.7 ppg 3.6 rpg 1.0 apg

• Shooting 50% (14-28) from 3-point range this season

F 23 Mike Scott Sr. 16.6 ppg 9.7 rbg 1.7 apg

• 22nd career double-double came at Minnesota (17 pts, 12 rebs)

G 24 KT Harrell Fr. 7.4 ppg 2.6 rpg 1.1 apg

• 2009-10 Gatorade Alabama Player of the Year

Virginia Athletics Media Relations • 154 John Paul Jones Arena, PO Box 400853, Charlottesville, VA 22904 • Office: (434) 982-5500 • Fax: (434) 982-5525

Rich Murray (Primary Men's Basketball Contact)
Steve Kirkland (Secondary Men's Basketball Contact)

Office: (434) 982-5530
Office: (434) 982-5535

Cell: (434) 981-4942
Cell: (434) 825-5241

Email: rmurray@virginia.edu
Email: skirkland@virginia.edu

2010-11 VIRGINIA MEN'S BASKETBALL GAME NOTES

RANKINGS (11/29)

ASSOCIATED PRESS

1. Duke	6-0
2. Ohio State	5-0
3. Pittsburgh	7-0
4. Kansas	6-0
5. Kansas State	5-1
6. Michigan State	5-1
7. Connecticut	5-0
8. Syracuse	6-0
9. Missouri	5-0
10. Kentucky	4-1
11. Baylor	4-0
12. Villanova	5-1
13. Tennessee	5-0
14. Memphis	5-0
15. Minnesota	6-0
16. Georgetown	6-0
17. San Diego State	6-0
18. Florida	5-1
19. Texas	5-1
20. Illinois	6-1
21. BYU	6-0
22. Purdue	5-1
23. Washington	3-2
24. UNLV	6-0
25. Notre Dame	7-0

Others receiving votes:
West Virginia, Louisville, Gonzaga, **North Carolina**, Vanderbilt, Richmond, **Virginia Tech**, Saint Mary's, Texas A&M, Arizona, Old Dominion, Cincinnati, VCU, **Wichita State**, **Iowa State**, Cleveland State.

ESPN/USA TODAY

1. Duke	6-0
2. Ohio State	5-0
3. Pittsburgh	7-0
4. Kansas	6-0
5. Kansas State	5-1
6. Michigan State	5-1
7. Syracuse	6-0
8. Missouri	5-0
9. Connecticut	5-0
10. Baylor	4-0
11. Kentucky	4-1
12. Villanova	5-1
13. Minnesota	6-0
14. Georgetown	6-0
15. Memphis	5-0
16. Florida	5-1
17. Tennessee	5-0
18. Purdue	5-1
19. San Diego State	6-0
20. Texas	5-1
21. Illinois	6-1
22. Washington	3-2
23. UNLV	6-0
24. Gonzaga	3-2
25. BYU	6-0

Others receiving votes:
Notre Dame, **North Carolina**, West Virginia, Louisville, **Virginia Tech**, Vanderbilt, Wisconsin, Richmond, New Mexico, Butler, Northwestern, Temple, Arizona, Mississippi State, Saint Mary's, Cincinnati, **Wichita State**, Old Dominion, Utah State.

• 2010-11 Opponents

HOOS ON THE ROAD

- Tonight's game concludes a stretch of six games away from home for the Cavaliers
- It is the first time since 1991-92 that UVa has played six straight regular season games away from home
- The six games are in four different time zones (Pacific, Hawaii, Central, Eastern)
- The road trip will total 11,505 miles

Charlottesville-Stanford	2,368
Stanford-Lahaina	2,356
Lahaina-Charlottesville	4,721
Charlottesville-Minneapolis	910
Minneapolis-Charlottesville	910
Charlottesville-Blacksburg	120
Blacksburg-Charlottesville	120
ROADTRIP TOTAL	11,505

LONG RANGE FIRING

- Virginia shot 76.9 percent (10-13) from 3-point range in the win at Minnesota
- The 76.9 3-point percentage is a school record (min of 10 attempts)
- It is the highest percentage by an ACC team (min. 10 attempts) since Clemson shot 11-13 (84.6%) from 3-point range vs. North Carolina in 2004
- It is the second time this season UVa shot over 50% from 3-point range (52.2%, 12-23) against William & Mary
- 12 3-pointers vs. W&M were the most UVa has made since making 13 vs. Liberty in 2008-09
- Against W&M, Billy Baron had the highest Cavalier three-point shooting percentage in a game (83.3 percent, 5-6) since Mamadi Diane (83.3 percent, 5-6) against Arizona on November 12, 2006 (minimum of five attempts)

HARRIS AND FARRAKHAN SHOOT DOWN GOPHERS

- Joe Harris (24 pts) and Mustapha Farrakhan (23 pts) led Virginia to the 87-79 win at #15 Minnesota
- It was the first time Virginia had two 20-point scorers in a road game since Jan. 24, 2007 at NC State (J.R. Reynolds-29, Sean Singletary-27)
- It was the first career 20-point game for both Farrakhan and Harris

WIN AT MINNESOTA WAS NOTABLE

- Virginia's win at Minnesota in the ACC/Big Ten Challenge was notable for several reasons
- The No. 15 Gophers were the highest ranked opponent the Cavaliers defeated on the road since an 86-78 win at No. 8 Maryland on Feb. 6, 2003
- Virginia's 58 second half points were the most the Cavaliers have scored in a half since scoring 60 first half points in a 108-87 win over Gonzaga on Jan. 3, 2007
- The Cavaliers trailed by 13 points in the second half at Minnesota, the largest deficit they have overcome to win since rallying from 13 down to top Maryland 68-63 on Mar. 7, 2009
- UVa overcame a 10-point halftime deficit, the largest it has overcome in a win since trailing by 13 at the break in a 93-90 win over Arizona on Nov. 12, 2006 (first game at JPJA)
- It was the largest halftime deficit overcome by the Cavaliers on the road since rallying from a 21-point halftime deficit for a 91-88 2OT win at Duke on Jan. 14, 1995

SHARP-SHOOTING 'HOOS

- Virginia shot 50% or better from the field in the first two games this season (50% vs. William & Mary, 53.2% vs. USC Upstate)
- It was the first time the Cavaliers have shot at least 50% from the field in consecutive games since 2004-05 (57.1% vs. Clemson, 50.9% at Virginia Tech)

THEY CALL THEM FREE THROWS FOR A REASON

- Virginia went 11-11 from the free throw line at Stanford on Nov. 18
- It was the Cavaliers' first perfect game from the line since Feb. 28, 2009 vs. Wake (8-8)

YOUNG CAVALIERS

- Seven of Virginia's 13 players are first years
- The seven true freshmen are a program record, breaking the previous high of six in 1989-90 (Blair Ford, Chris Havlicek, Ted Jeffries, Terry Kirby, Doug Smith, Shawn Wilson) and 2004-05 (T.J. Bannister, Jason Cain, Gary Forbes, Donte Minter, Vince Redd and J.R. Reynolds)

2010-11 VIRGINIA MEN'S BASKETBALL GAME NOTES

FIRST-YEARS SHINE IN DEBUT

- The Cavalier first-years made an impact in their collegiate debut against William & Mary
- Billy Baron, KT Harrell, Will Regan, Joe Harris, Akil Mitchell and Thomas Rogers combined for 37 points and 10 rebounds against the Tribe
- It was the most points scored by Cavalier first-years in a season opener since 2003-04 when the Cavalier freshmen combined for 40 points against Mt. St. Mary's (Gary Forbes-21, Donte Minter-12, J.R. Reynolds-7)
- Baron (19 pts) and Harrell (13) were the first Virginia freshman duo to score in double figures in an opener since 2005-06 (Mamadi Diane 17, Lars Mikalauskas 14 vs. Liberty)

CAVALIERS 11TH IN ACC PRESEASON POLL

- Virginia was selected 11th in the preseason poll at ACC Operation Basketball
- Reigning NCAA Champion Duke was the preseason favorite, followed by Virginia Tech, North Carolina, NC State, Florida State, Maryland, Clemson, Miami, Georgia Tech, Boston College, Virginia and Wake Forest

'HOOS BACK

- Six players return from last season's team that went 15-16 (5-11 ACC)
- Mike Scott is UVA's leading returning scorer (12.0 ppg) and rebounder (7.2 rbg)
- Sammy Zeglinski, UVA's leader in assists (80), steals (38) and 3-point field goals (61) also returns
- All six returning players averaged over 12.0 minutes per game last season

SCOTT DOUBLING IT UP

- Mike Scott has 22 career double-doubles (ranks ninth in UVA history)
- He had his fourth double-double of the season, and third consecutive double-double, at Minnesota (17 pts, 12 rebs)

SPREADING THE WEALTH

- Virginia already has seven players with multiple double-figure scoring games this season
- Last year, the Cavaliers had just six players with multiple double-figure scoring games

EVANS DISHES IT OUT

- Jontel Evans has recorded at least five assists in five of seven games this season
- Last season, he had only three five-assist games during his freshman season (31 games)

SENE-DING HIM TO THE LINE

- Assane Sene is shooting 80% (12-15) from the line this season
- Sene entered the season a career 43.6% (17-39) free throw shooter
- His 12 made free throws are already a career high for a season
- He went 7-8 from the line at Minnesota, setting career highs for FTs and FTAs in a game (previous highs were 2 FTs and 4 FTAs)

LETS GET TROPICAL!!!

- Will Sherrill has three career double-figure scoring games, all coming outside the continental United States
- He scored a career-high 18 points last season against Cleveland State in Cancun
- This season, he scored 11 points against both Oklahoma and Wichita State in Maui

SHERRILL INJURED AT MINNESOTA

- Will Sherrill suffered a fractured fibula in his right leg at Minnesota on Nov. 29
- It is uncertain how long he will be out of action
- He will progress as his tolerance to activity indicates and will play when he is functional without pain; it is anticipated that will be in less than six weeks

ZEGLINSKI INJURY

- Sammy Zeglinski had an operation on Oct. 19 involving cartilage work on his left knee
- He returned to practice on Wednesday (Dec. 1)

DOUBLE TIME

DOUBLE-DOUBLES

	2010-11	Career
Mike Scott	4	22

DOUBLE-FIGURE SCORING GAMES

	2010-11	Career
Mike Scott	6	48
Sammy Zeglinski	—	26
Mustapha Farrakhan	5	19
Jontel Evans	3	3
KT Harrell	3	3
Joe Harris	3	3
Will Sherrill	2	3
Billy Baron	2	2

20-POINT SCORING GAMES

	2010-11	Career
Mike Scott	1	5
Mustapha Farrakhan	1	1
Joe Harris	1	1
Sammy Zeglinski	—	2

DOUBLE-FIGURE REBOUNDING GAMES

	2010-11	Career
Mike Scott	4	26
Assane Sene	—	5

UVA CAREER DOUBLE-DOUBLES

Ralph Sampson (80-83)	84
Travis Watson (00-03)	54
Scott McCandlish (70-72)	29
Norman Nolan (95-98)	26
Norm Carmichael (67-69)	25
Bill Gerry (69-71)	25
Junior Burrough (92-95)	25
Gus Gerard (73-74)	24
Mike Scott (08-pres.)	22

2010-11 VIRGINIA MEN'S BASKETBALL GAME NOTES

ON THE LINE

CONSECUTIVE MADE FREE THROWS

	Current	Season High	Career High
Zeglinski	8	--	16
Harris	6	6	6
Scott	2	20	20
Farrakhan	2	8	19
Sene	1	8	8
Harrell	1	4	4
Baron	--	7	7
Evans	--	3	4
Mitchell	--	1	1
Regan	--	1	1
Sherrill	--	--	4

VIRGINIA'S CONSECUTIVE FREE THROW STREAKS OF 10 OR MORE THIS SEASON

20 Mike Scott 11/12-11/23

* active

AND ONES*

	2010-11	Career
Scott	5	13
Evans	2	2
Harrell	2	2
Harris	2	2
Sene	1	1
Farrakhan	--	5
Zeglinski	--	3 (1)

(#) - number of four-point plays

* Times making a basket when fouled and making the ensuing free throw too

JOHNSON TO REDSHIRT

- Freshman forward James Johnson is expected to redshirt this season
- Virginia head coach Tony Bennett indicated that after Virginia's game with William & Mary on Nov. 12

AT JOHN PAUL JONES ARENA

- Virginia is 51-22 all-time at John Paul Jones Arena
- The Cavaliers were 11-6 at JPJA last season

TRI-CAPTAINS NAMED

- Mustapha Farrakhan, Mike Scott and Will Sherrill are the tri-captains for the 2010-11 season
- The three players make up this year's senior class

McKAY PARTICIPATING IN "SHOTS FROM THE HEART"

- Associate Head Coach Ritchie McKay is participating in "Shots from the Heart", a project designed to raise awareness for the growing problem of heart disease
- College basketball coaches are competing against one another in a free throw shooting tournament, which will benefit the American Heart Association
- The event also pays tribute to the late Skip Prosser who passed away on July 26, 2007 of a heart attack
- McKay defeated Charles Baker of Campbell in the first round of the assistant coaches division
- McKay plays Greg Gary of Duquesne in the second round

THREE SIGN WITH VIRGINIA

- UVA signed three players to National Letters of Intent for the 2011 recruiting class
- The three players are 6-8 forward Darion Atkins of Clinton, Md.; 6-5 guard Malcolm Brogdon of Norcross, Ga.; and 6-7 wing Paul Jespersen of Merrill, Wisc.

UP NEXT

- The Cavaliers return home on Tuesday to host Radford
- Game time at John Paul Jones Arena is set for 7 p.m.
- Following the game, the Cavaliers will be off for 10 days for exams

2010-11 VIRGINIA MEN'S BASKETBALL GAME NOTES

2010-11 VIRGINIA CAVALIERS

No.	Player	Pos.	Yr.	Ht.	Hometown	PPG	RBG	Other	Minutes
1	Jontel Evans <i>• At least five assists in five of seven games this season</i>	G	So.	5-11	Hampton, Va.	6.9	2.7	4.6 apg	29.6
2	Mustapha Farrakhan (<i>Moo-sta-fa Fair-uh-con</i>) <i>• Career-high 23 points at Minnesota</i>	G	Sr.	6-4	Harvey, Ill.	10.3	1.7	2.1 apg	26.7
4	Will Regan (<i>Ree-gan</i>) <i>• 2010 New York State Class A Player of the Year</i>	F	Fr.	6-8	Williamsville, N.Y.	1.3	1.0	--	5.5
5	Assane Sene (<i>Uh-Sahn Sen</i>) <i>• 57 career blocks</i>	C	Jr.	7-0	Saint-Louis, Senegal	2.6	1.9	0.4 blk	12.1
12	Joe Harris <i>• Shooting 50% (14-28) from 3-point range this season</i>	G	Fr.	6-6	Chelan, Wash.	11.7	3.6	1.0 apg	26.4
13	Sammy Zeglinski (<i>Zuh-glin-ski</i>) <i>• Out approximately eight weeks due to a knee operation on Oct. 19</i>	G	Jr.	6-1	Philadelphia, Pa.	--	--	--	--
15	Billy Baron <i>• Scored 19 points vs. William & Mary in collegiate debut</i>	G	Fr.	6-2	E. Greenwich, R.I.	6.4	1.3	1.3 apg	17.7
22	Will Sherrill <i>• Scored 11 points against both Oklahoma and Wichita State</i>	F	Sr.	6-9	New York, N.Y.	6.3	3.4	1.0 apg	22.1
23	Mike Scott <i>• 22nd career double-double came at Minnesota (17 pts, 12 rebs)</i>	F	Sr.	6-8	Chesapeake, Va.	16.6	9.7	1.7 apg	33.1
24	KT Harrell <i>• 2009-10 Gatorade Alabama Player of the Year</i>	G	Fr.	6-4	Montgomery, Ala.	7.4	2.6	1.1 apg	21.3
25	Akil Mitchell (<i>Ah-keel</i>) <i>• 2010 North Carolina Independent School Athletic Association All-State</i>	F	Fr.	6-8	Charlotte, N.C.	1.4	2.8	0.4 apg	8.4
32	Thomas Rogers <i>• Joined the program as a walk-on</i>	G	Fr.	6-6	Farmville, Va.	0.0	0.0	--	0.5
34	James Johnson <i>• Top 100 recruit by Scout.com and ESPNU, plans to redshirt this season</i>	F	Fr.	6-9	Wildomar, Calif.	--	--	--	--

HEAD COACH TONY BENNETT

SECOND SEASON AT VIRGINIA

Alma Mater: Wisc.-Green Bay '92
Hometown: Green Bay, Wisc.



CAREER RECORD

at Virginia	19-19	2 seasons
at Washington State	69-33	3 seasons
CAREER	88-52	5 seasons

VS. RANKED OPPONENTS (AP)

at Virginia	4-4
at Washington State	11-13
CAREER	15-17

AT VIRGINIA

- First coach in UVa history to win his first three ACC games

AT WASHINGTON STATE

- 2007 National Coach of the Year
- Led the Cougars to the 2007 and 2008 NCAA Tournaments
- 2008 NCAA Sweet Sixteen
- Led WSU to the highest ranking in school history (No. 4)

PLAYING CAREER

- Played for his father, Dick Bennett, at UWGB
- Two-time Mid-Continent Conference Player of the Year
- Finished career as the all-time leading scorer in conference history with 2,285 points
- Still the NCAA career 3-point percentage leader at 49.7 percent
- 1992 Frances Pomeroy Naismith Award (best senior player under six-feet tall)
- 1992 GTE Academic All-American of the Year
- Played three seasons in the NBA with Charlotte Hornets (1992-95)

2010-11 VIRGINIA MEN'S BASKETBALL GAME NOTES

THE LAST TIME ...

VIRGINIA INDIVIDUALS

- **Scored 30 points:** Sylvan Landesberg (32) vs. Boston College (2/4/09)
- **Scored 40 points:** Sean Singletary (41) at Miami (3/1/08)
- **Two players with 20 points:** Joe Harris (24) and Mustapha Farrakhan (23) at Minnesota (11/29/10)
- **Three players with 20 points:** Chris Williams (27), Roger Mason, Jr. (22) and Donald Hand (20) vs. Duke (1/5/00)
- **Four players with 20 points:** Chris Williams (23), Donald Hand (22), Adam Hall (21), and Travis Watson (20) vs. Georgetown (3/15/00)
- **A player with back-to-back 25-point games:** Sylvan Landesberg, 26 at Georgia Tech (12/28/08), 25 vs. Xavier (1/3/09)
- **One player scored in double figures:** Jerome Meynsse (21) vs. Duke (2/28/10)
- **Five players scored in double figures:** Sammy Zeglinski (21), Jeff Jones (14), Jerome Meynsse (12), Mike Scott (11), Mustapha Farrakhan (10), vs. Boston College (3/11/10)
- **Six players scored in double figures:** Sean Singletary (27), Adrian Joseph (13), Jamil Tucker (13), Mamadi Diane (12), Calvin Baker (11), Laurynas Mikalauskas (11), vs. Maryland (3/9/08)
- **Seven players scored in double figures:** Cornel Parker (20), Junior Burrough (15), Ted Jeffries (14), Cory Alexander (13), Jason Williford (12), Yuri Barnes (11) and Doug Smith (11) vs. Clemson (1/13/93)
- **Had 15 rebounds:** Mike Scott (15) vs. Oklahoma (11/23/10)
- **Had 20 rebounds:** Travis Watson (20) vs. Wofford (1/2/03)
- **Had 25 rebounds:** Bob Mortell (25) vs. Washington & Lee (2/27/60)
- **Two players with 10 rebounds:** Sylvan Landesberg (11) and Mike Scott (10) at Maryland (1/20/09)
- **Three players with 10 rebounds:** Yuri Barnes (13), Jason Williford (12) and Junior Burrough (11) vs. Rice (12/4/93)
- **Double-Double:** Mike Scott (17 pts, 12 rebs) at Minnesota (11/29/10)
- **Two players had a double-double:** Adrian Joseph (23 pts, 11 rebs) and Mike Scott (10 pts, 13 rebs) at Penn (11/23/07)
- **Three players had a double-double:** Jason Williford (10 pts, 15 rebs), Ted Jeffries (23 pts, 10 rebs), and Cornel Parker (11 pts, 11 rebs) at William & Mary (1/25/93)
- **Double-Double with points and assists:** Sean Singletary (22 pts, 10 assts) vs. Old Dominion (3/24/08)
- **Triple-Double:** Ralph Sampson (15 pts, 22 rebs, 10 blks) vs. Old Dominion (12/29/79)
- **Four Double-Doubles in a row:** Travis Watson (29 pts, 12 rebs) at NC State (2/6/02), (20 pts, 10 rebs) vs. Clemson (2/10/02), (17 pts, 10 rebs) vs. UNC (2/12/02), (13 pts, 12 rebs) at Wake (2/17/02)
- **20 points and 20 rebounds:** Travis Watson (21 pts, 20 rebs) vs. Wofford (1/2/03)
- **10 assists:** Sean Singletary (10) vs. Old Dominion (3/24/08)
- **5 Blocked Shots:** Assane Sene (5) vs. Hampton (12/23/09)
- **5 Steals:** Sammy Zeglinski (5) vs. Florida State (1/24/09)
- **Led UVA in Points, Rebounds and Assists:** Sylvan Landesberg (22 pts, 6 rebs, 5 assts) vs. Georgia Tech (1/13/10)
- **Hit a last second shot to win a game:** Sean Singletary vs. Duke (2/1/07) [jumper with one second in OT]; J.R. Reynolds vs. Loyola Marymount (12/23/04) [layup with 1.5 seconds in regulation]
- **Played every minute:** Sylvan Landesberg (45) vs. Clemson (2/15/09)
- **Played 40 or more minutes:** Sammy Zeglinski (40) and Mike Scott (40) vs. Virginia Tech (1/28/10)

VIRGINIA TEAM

- **Won in Overtime:** vs. Clemson, 85-81 (2/15/09)
- **Lost in Overtime:** vs. Wake Forest, 61-64 (2/6/10)
- **Played Two Overtimes:** vs. Maryland, L 89-92 (2/19/05)
- **Played Three Overtimes:** vs. Georgetown, L 111-115 (3/15/00)
- **Shot 70 percent for a Half:** 72.2% (13-18) vs. Wake Forest 2nd Half (2/24/96)
- **Shot 60 percent in a Game:** 60.0% (30-50) vs. Longwood (11/13/09)
- **Shot less than 30 percent in a Game:** 27.9% (17-61) vs. North Carolina (3/10/06)
- **Shot 90 percent from the free throw line:** 100.0% (11-11) at Stanford (11/18/10)
- **Shot 50 percent from 3-point line:** 76.9% (10-13) at Minnesota (11/29/10)
- **Shot less than 30 percent in a half:** 29.6% (8-27) in 2nd Half at Stanford (11/18/10)
- **Shot less than 20 percent in a half:** 13.6% (3-22) in 1st Half vs. Florida State (1/24/09)
- **Shot 55 percent or better and lost:** 56.9% (29-51) vs. Duke (3/14/03)
- **Attempted 50 FTs:** 52 (made 34) vs. Howard (12/12/94)
- **Made 30 FTs:** 31 (36 att.) vs. Tennessee (3/18/07)
- **Made 10 3-pt FGs:** 10 at Minnesota (11/29/10)
- **Failed to make a 3-pt FG:** at Georgia Tech (12/4/05)
- **Had 50 rebounds:** 50 vs. North Carolina (1/15/09)
- **Had 25 assists:** 27 vs. Howard (11/21/01)
- **Had 15 steals:** 16 vs. NC State (2/24/08)
- **Had 10 blocks:** 10 at Virginia Tech (1/10/09)
- **Scored 50 pts in a half:** 58 at Minnesota, 2nd half (11/29/10)
- **Scored 60 pts in a half:** 60 vs. Gonzaga, 1st half (1/3/07)
- **Scored 70 pts in a half:** 70 vs. Coastal Carolina, 2nd half (11/20/00)
- **Scored 100 pts (ACC):** 103 vs. Maryland (1/16/07)
- **Scored 100 pts (non-conf):** 107 vs. VMI (1/16/08)
- **Scored under 20 pts in 1st half:** 15 at Wake (1/23/10)
- **Scored under 20 pts in 2nd half:** 19 vs. Duke (3/12/10)
- **Scored under 50 pts in a game:** 46 vs. Duke (3/12/10)

OPPONENT INDIVIDUALS

- **Scored 30 points:** Greivis Vasquez (30), Maryland (2/15/10)
- **Scored 35 points:** J.J. Redick (40), Duke (1/28/06)
- **Scored 40 points:** J.J. Redick (40), Duke (1/28/06)
- **Scored 50 points:** Len Chappell (50), Wake (2/12/62)
- **Two players with 20 points:** Kyle Singler (21) and Jon Scheyer (20), Duke (2/28/10)
- **Three players with 20 points:** Seth Curry (26), Kyle Ohman (26), Anthony Smith (21), Liberty (11/25/08)
- **Two players with 30 points:** Trevor Powell (31) and Tony Smith (31), Marquette (2/3/90)
- **Five players scored in double figures:** Isaiah Thomas (18), C.J. Wilcox (17), Abdul Gaddy (12), Terrence Ross (12), Justin Holiday (11), Washington (11/22/10)
- **Six players scored in double figures:** Chris Paul (21), Justin Gray (17), Eric Williams (15), Jamaal Levy (12), Taron Downey (11) and Vytas Danelius (10), Wake Forest (1/2/05)
- **Seven players scored in double figures:** Stanley Burrell (15), Drew Lavender (13), C.J. Anderson (12), B.J. Raymond (12), Josh Duncan (11), Charles Bronson (11), and Jason Love (10), at Xavier (1/3/08)
- **Double-Double:** Trevor Mbakwe (18 pts, 11 rebs), at Minnesota (11/29/10)
- **Double-Double with points and assists:** Eric Hayes (10 pts, 11 assts), at Maryland (1/20/09)


- **Two players had a double-double:** Donte Green (20 pts, 10 rebs) and Paul Harris (10 pts, 14 rebs), Syracuse (12/5/07)
- **Had 15 rebounds:** Trevor Booker (15), at Clemson (3/3/09)
- **Had 20 rebounds:** Tim Duncan (23), Wake (2/22/97)
- **Had 10 assists:** Eric Hayes (11), at Maryland (1/20/09)
- **5 Blocked Shots:** Trevor Mbakwe (5), at Minnesota (11/29/10)
- **5 Steals:** Justin Holiday (6), Washington (11/22/10)
- **Hit a last second shot to win a game:** Deron Washington of Virginia Tech (1/16/08) [0.0 seconds in overtime]

OPPONENT TEAM

- **Shot less than 30 percent in a Game:** 27.1% (13-48) NJIT (12/21/09)
- **Shot less than 30 percent in a Game (ACC):** 29.0% (20-69), Wake Forest (2/24/96)
- **Shot 60 percent in a Game:** 63.8% (37-58), at Xavier (1/3/08)
- **Shot 55 percent or better and lost:** 55.3% (26-47), Cleveland State (11/25/09)
- **Scored 100 pts:** 106, Washington (11/22/10)
- **Scored 60 pts in a half:** 60, at Miami, 2nd half (3/1/08)
- **Scored under 20 pts in 1st half:** 19, NJIT (12/21/09)
- **Scored under 20 pts in 2nd half:** 19, NC State (2/3/10)
- **Scored under 50 pts in a game:** 47, NC State (2/3/10)
- **Had 25 assists:** 27, at Xavier (1/3/08)
- **Had 15 steals:** 15, VMI (11/16/08)
- **Had 10 blocks:** 10 vs. North Carolina (1/15/09)
- **Failed to make a 3-pt FG:** vs. Arizona State (11/27/99)

JONTELEEVANS

#1



Sophomore • Guard • 5-11 • 190 • Hampton, Va. • Bethel

2010-11 SEASON:

- Had 10 points and five assists vs. Wichita State
- Had five points, five rebounds, six assists, three steals and no turnovers vs. Oklahoma
- Scored a career-high 11 points at Stanford, playing a career-high 37 minutes
- Had 10 points vs. USC Upstate
- Had six points and a career-high seven assists vs. William & Mary
- Had seven points and six rebounds in the exhibition vs. Roanoke College

SINGLE GAME BESTS

POINTS

Season: 11 at Stanford (11/18/10)
 Career: 11 at Stanford (11/18/10)
 ACC: 6 at Maryland (2/15/10)

REBOUNDS

Season: 5 vs. Oklahoma (11/23/10)
 Career: 7 vs. Miami (1/16/10)
 ACC: 7 vs. Miami (1/16/10)

FG MADE

Season: 4 vs. Upstate (11/15/10), at Stan (11/18/10)
 Career: 4 vs. Upstate (11/15/10), at Stan (11/18/10)
 ACC: 3 at Maryland (2/15/10)

FG ATTEMPTS

Season: 11 vs. Wichita State (11/24/10)
 Career: 11 vs. Wichita State (11/24/10)
 ACC: 6 vs. WF (2/6/10), at Md. (2/15/10)

3 PT FG MADE

Season: --
 Career: 1 vs. UAB (12/30/09), vs. UTPA (1/5/10)
 ACC: --

3 PT FG ATTEMPTS

Season: 2 vs. Wichita State (11/24/10)
 Career: 2 on four occasions
 ACC: 2 vs. GT (1/13/10), at Wake (1/23/10)

FT MADE

Season: 4 vs. Wichita State (11/24/10)
 Career: 4 vs. Wichita State (11/24/10)
 ACC: 3 vs. Duke (2/28/10)

FT ATTEMPTS

Season: 8 vs. Wichita State (11/24/10)
 Career: 8 vs. Wichita State (11/24/10)
 ACC: 4 vs. Duke (2/28/10)

ASSISTS

Season: 7 vs. W&M (11/12/10)
 Career: 7 vs. W&M (11/12/10)
 ACC: 6 at North Carolina (1/31/10)

TURNOVERS

Season: 6 vs. Washington (11/22/10)
 Career: 6 vs. Washington (11/22/10)
 ACC: 4 at North Carolina (1/31/10)

BLOCKS

Season: --
 Career: 1 vs. Duke (2/28/10)
 ACC: 1 vs. Duke (2/28/10)

STEALS

Season: 3 vs. Oklahoma (11/23/10)
 Career: 3 on five occasions
 ACC: 3 at Clemson (2/20/10), vs. Duke (2/28/10)

MINUTES

Season: 37 at Stanford (11/18/10)
 Career: 37 at Stanford (11/18/10)
 ACC: 31 at North Carolina (1/31/10)

2010-11 GAME-BY-GAME:


Opponent	GP-GS	FG-FGA	3FG-3FGA	FT-FTA	Off-Def	Total	A	TO	Blk	Stl	PF	Min	Pts
W&M	1-1	3-4	0-0	0-0	0-2	2	7	1	0	1	0	31	6
USC Upstate	2-2	4-7	0-0	2-4	2-2	4	1	0	0	1	1	30	10
at Stanford	3-3	4-9	0-0	3-3	1-2	3	5	3	0	2	1	37	11
vs. Washington	4-4	1-3	0-0	1-2	1-0	1	3	6	0	0	4	20	3
vs. Oklahoma	5-5	2-3	0-0	1-2	0-5	5	6	0	0	3	1	27	5
vs. Wichita St	6-6	3-11	0-2	4-8	0-3	3	5	4	0	1	4	34	10
at Minnesota	7-7	1-2	0-0	1-2	0-1	1	5	3	0	1	4	28	3

CAREER STATISTICS

Year	G-GS	Min-Avg.	FG-FGA	Pct.	3FG-3FGA	Pct.	FT-FTA	Pct.	Off-Def.	Reb-Avg.	PF-DQ	Ast	TO	Blk	Stl	Pts-Avg
2009-10	31-11	512-16.5	31-84	.369	2-12	.167	9-16	.563	6-40	46-1.5	55-1	60	27	1	34	73-2.4
ACC	16-10	287-17.9	14-53	.264	0-7	.000	6-12	.500	5-18	23-1.4	34-1	31	13	1	19	34-2.1
2010-11	7-7	207-29.6	18-39	.462	0-2	.000	12-21	.571	4-15	19-2.7	15-0	32	17	0	9	48-6.9
ACC	--	--	--	--	--	--	--	--	--	--	--	--	--	--	--	--
2009-10	38-18	719-18.9	49-123	.398	2-14	.143	21-37	.568	10-55	65-1.7	70-1	92	44	1	43	121-3.2
ACC	16-10	287-17.9	14-53	.264	0-7	.000	6-12	.500	5-18	23-1.4	34-1	31	13	1	19	34-2.1

MUSTAPHA FARRAKHAN

#2



Senior • Guard • 6-4 • 181 • Harvey, Ill. • Thornton Township

2010-11 SEASON:

- Tri-captain
- Scored a career-high 23 points (8-14 FG, 4-5 3FG), tied a career high with five rebounds and had four assists at #15 Minnesota
- Had 10 points vs. Oklahoma
- Scored in double figures for three consecutive games for the first time in his career (first three games of the season)
- Had 14 points at Stanford
- Had 11 points vs. USC Upstate
- Had 10 points, four rebounds and two steals vs. William & Mary

SINGLE GAME BESTS

POINTS

Season: 23 at Minnesota (11/29/10)
 Career: 23 at Minnesota (11/29/10)
 ACC: 17 at Virginia Tech (1/10/09)

REBOUNDS

Season: 5 at Minnesota (11/29/10)
 Career: 5 on three occasions
 ACC: 4 at Maryland (1/30/08)

FG MADE

Season: 8 at Minnesota (11/29/10)
 Career: 8 at Minnesota (11/29/10)
 ACC: 5 at Virginia Tech (1/10/09)

FG ATTEMPTS

Season: 14 at Minnesota (11/29/10)
 Career: 15 vs. North Carolina (1/15/09)
 ACC: 15 vs. North Carolina (1/15/09)

3 PT FG MADE

Season: 4 at Minnesota (11/29/10)
 Career: 4 at VT (1/10/09), at Minn (11/29/10)
 ACC: 4 at Virginia Tech (1/10/09)

3 PT FG ATTEMPTS

Season: 7 vs. W&M (11/12/10), at Stan (11/18/10)
 Career: 7 on three occasions
 ACC: 7 vs. North Carolina (1/15/09)

FT MADE

Season: 4 at Stanford (11/18/10)
 Career: 6 vs. Longwood (11/13/09), vs. GT (1/13/10)
 ACC: 6 vs. Georgia Tech (1/13/10)

FT ATTEMPTS

Season: 4 at Stan (11/18/10), at Minn (11/29/10)
 Career: 6 on three occasions
 ACC: 6 vs. GT (1/13/10), vs. Miami (1/16/10)

ASSISTS

Season: 4 at Minnesota (11/29/10)
 Career: 5 vs. Maryland (3/6/10)
 ACC: 5 vs. Maryland (3/6/10)

TURNOVERS

Season: 3 on three occasions
 Career: 4 on three occasions
 ACC: 3 vs. Duke (2/28/10), vs. Maryland (3/6/10)

BLOCKS

Season: 1 vs. Upstate (11/15/10), Wichita St (11/24/10)
 Career: 2 on three occasions
 ACC: 2 vs. UNC (1/15/09), vs. VT (1/28/10)

STEALS

Season: 2 vs. W&M (11/12/10), vs. Okla (11/23/10)
 Career: 3 vs. Georgia Tech (1/13/10)
 ACC: 3 vs. Georgia Tech (1/13/10)

MINUTES

Season: 34 at Minnesota (11/29/10)
 Career: 35 vs. Duke (3/12/10)
 ACC: 31 vs. Maryland (3/6/10)

2010-11 GAME-BY-GAME:

Opponent	GP-GS	FG-FGA	3FG-3FGA	FT-FTA	Off-Def	Total	A	TO	Blk	Stl	PF	Min	Pts
W&M	1-1	3-8	3-7	1-2	0-4	4	1	1	0	2	1	28	10
USC Upstate	2-2	4-8	1-4	2-2	0-1	1	2	3	1	0	3	24	11
at Stanford	3-3	4-10	2-7	4-4	0-1	1	2	3	0	1	2	30	14
vs. Washington	4-4	1-8	0-4	2-2	0-1	1	3	2	0	0	0	25	4
vs. Oklahoma	5-4	5-7	0-0	0-3	0-0	0	3	2	0	2	2	33	10
vs. Wichita St	6-4	0-1	0-0	0-0	0-0	0	0	3	1	1	4	13	0
at Minnesota	7-4	8-14	4-5	3-4	2-3	5	4	0	0	0	1	34	23

CAREER STATISTICS

Year	G-GS	Min-Avg.	FG-FGA	Pct.	3FG-3FGA	Pct.	FT-FTA	Pct.	Off-Def.	Reb-Avg.	PF-DQ	Ast	TO	Blk	Stl	Pts-Avg
2007-08	19-0	115-6.1	7-38	.184	2-16	.125	1-5	.200	4-11	15-0.8	9-0	5	12	0	2	17-0.9
ACC	6-0	43-7.2	1-13	.077	1-7	.143	1-3	.333	2-4	6-1.0	3-0	1	3	0	0	4-0.7
2008-09	23-2	239-10.4	33-95	.347	14-41	.341	18-20	.900	4-12	16-0.7	28-1	14	21	2	4	98-4.3
ACC	12-0	135-11.3	17-54	.315	8-26	.308	9-9	1.000	2-6	8-0.7	16-1	8	9	2	2	51-4.3
2009-10	30-10	631-21.0	62-173	.358	23-74	.311	47-60	.783	12-40	52-1.7	31-0	59	44	7	15	194-6.5
ACC	15-1	295-19.7	32-85	.376	9-34	.265	19-28	.679	7-18	25-1.7	14-0	26	21	4	8	92-6.1
2010-11	7-4	187-26.7	25-56	.446	10-27	.370	12-17	.706	2-10	12-1.7	13-0	15	14	2	6	72-10.3
ACC	--	--	--	--	--	--	--	--	--	--	--	--	--	--	--	--
CAREER	79-16	1172-14.8	127-362	.351	49-158	.310	78-102	.765	22-73	95-1.2	81-1	93	91	11	27	381-4.8
ACC	33-1	473-14.3	50-152	.329	18-67	.269	29-40	.725	11-28	39-1.2	33-1	35	33	6	10	147-4.5

MIKE SCOTT

#23



Senior • Forward • 6-8 • 242 • Chesapeake, Va. • Hargrave Military Academy

2010-11 SEASON:

- Tri-Captain
- Has had a double-double in each of the last three games
- Had 17 pts and 12 rebs at #15 Minnesota for his 22nd career double-double (fourth this season)
- Had 16 pts and 10 rebs vs. Wichita State
- Scored a career-high 27 points and had 15 rebounds vs. Oklahoma
- Had 11 points vs. Washington
- Had 19 points and 12 rebounds vs. USC Upstate
- Had 18 points and nine rebounds vs. William & Mary
- Had a career-high 20 consecutive made free throw streak from 11/12-11/23
- Won the EA SPORTS video game championship at the Maui Invitational, defeating UConn's Kemba Walker in the final

SINGLE GAME BESTS

POINTS

Season: 27 vs. Oklahoma (11/23/10)
 Career: 27 vs. Oklahoma (11/23/10)
 ACC: 21 vs. Virginia Tech (1/28/10)

REBOUNDS

Season: 15 vs. Oklahoma (11/23/10)
 Career: 18 vs. VMI (11/16/08)
 ACC: 13 at Virginia Tech (2/13/10)

FG MADE

Season: 7 on three occasions
 Career: 11 vs. VMI (11/16/08)
 ACC: 8 on three occasions

FG ATTEMPTS

Season: 15 vs. Okla (11/23/10), at Minn (11/29/10)
 Career: 16 vs. VT (1/28/10), at VT (2/13/10)
 ACC: 16 vs. VT (1/28/10), at VT (2/13/10)

3 PT FG MADE

Season: --
 Career: 2 vs. Georgia Tech (3/13/08)
 ACC: 2 vs. Georgia Tech (3/13/08)

3 PT FG ATTEMPTS

Season: --
 Career: 2 on three occasions
 ACC: 2 on three occasions

FT MADE

Season: 13 vs. Oklahoma (11/23/10)
 Career: 13 vs. Oklahoma (11/23/10)
 ACC: 10 at Maryland (1/20/09)

FT ATTEMPTS

Season: 15 vs. Oklahoma (11/23/10)
 Career: 15 vs. Oklahoma (11/23/10)
 ACC: 10 at Maryland (1/20/09)

ASSISTS

Season: 3 vs. Wich St (11/24/10), at Minn (11/29/10)
 Career: 4 at Syracuse (11/28/08)
 ACC: 3 on three occasions

TURNOVERS

Season: 4 vs. USC Upstate (11/15/10)
 Career: 4 on six occasions
 ACC: 4 vs. Maryland (3/7/09)

BLOCKS

Season: 1 vs. W&M (11/12/10), at Stan (11/18/10)
 Career: 3 vs. Duke (3/5/08), vs. Richmond (3/18/08)
 ACC: 3 vs. Duke (3/5/08)

STEALS

Season: 1 vs. W&M (11/12/10), at Stan (11/18/10)
 Career: 3 on four occasions
 ACC: 3 vs. FSU (1/24/09), vs. Clemson (2/15/09)

MINUTES

Season: 38 at Minnesota (11/29/10)
 Career: 40 vs. Clemson (2/15/09), vs. VT (1/28/10)
 ACC: 40 vs. Clemson (2/15/09), vs. VT (1/28/10)

2010-11 GAME-BY-GAME:

Opponent	GP-GS	FG-FGA	3FG-3FGA	FT-FTA	Off-Def	Total	A	TO	Blk	Stl	PF	Min	Pts
W&M	1-1	7-13	0-0	4-6	2-7	9	0	3	1	1	2	32	18
USC Upstate	2-2	6-9	0-0	7-7	6-6	12	2	4	0	0	1	32	19
at Stanford	3-3	2-5	0-0	4-4	1-5	6	2	3	1	1	1	34	8
vs. Washington	4-4	5-12	0-0	1-1	1-3	4	0	1	0	0	3	28	11
vs. Oklahoma	5-5	7-15	0-0	13-15	7-8	15	2	0	0	0	3	34	27
vs. Wichita St	6-6	7-13	0-0	2-2	3-7	10	3	0	0	0	1	34	16
at Minnesota	7-7	6-15	0-0	5-6	3-9	12	3	2	0	0	3	38	17

CAREER STATISTICS

Year	G-GS	Min-Avg.	FG-FGA	Pct.	3FG-3FGA	Pct.	FT-FTA	Pct.	Off-Def.	Reb-Avg.	PF-DQ	Ast	TO	Blk	Stl	Pts-Avg
2007-08	32-21	579-18.1	63-143	.441	4-10	.400	52-74	.703	67-101	168-5.3	69-1	15	25	12	20	182-5.7
ACC	16-14	310-19.4	30-77	.390	1-4	.250	20-33	.606	30-50	80-5.0	39-1	6	15	5	8	81-5.1
2008-09	28-19	774-27.6	111-204	.544	2-6	.333	63-85	.741	95-113	208-7.4	68-2	21	49	9	24	287-10.3
ACC	16-7	431-26.9	59-110	.536	2-2	1.000	39-52	.750	45-50	95-5.9	41-1	11	30	5	14	159-9.9
2009-10	28-25	768-27.4	143-283	.505	3-7	.429	46-64	.719	64-137	201-7.2	54-1	35	46	8	17	335-12.0
ACC	16-15	417-26.1	73-161	.453	3-6	.500	25-30	.833	33-62	95-5.9	26-0	18	27	4	11	174-10.9
2010-11	7-7	232-33.1	40-82	.488	0-0	.000	36-41	.878	23-45	68-9.7	14-0	12	13	2	2	116-16.6
ACC	--	--	--	--	--	--	--	--	--	--	--	--	--	--	--	--
CAREER	95-72	2353-24.8	357-712	.501	9-23	.391	197-264	.746	249-396	645-6.8	205-4	83	133	31	63	920-9.7
ACC	48-36	1158-24.1	162-348	.466	6-12	.500	84-115	.730	108-162	270-5.6	106-2	35	72	14	33	414-8.6

ASSANE SENE

#5



Junior • Center • 7-0 • 239 • Saint-Louis, Senegal • South Kent (Conn.)

2010-11 SEASON:

- Had seven points (7-8 FT) and six rebounds at #15 Minnesota
- Had two points and two rebounds vs. Wichita State
- Had four points vs. Oklahoma
- Had two points vs. USC Upstate
- Had two points and two rebounds vs. William & Mary
- Had eight points, five rebounds and three blocks in the exhibition vs. Roanoke College

SINGLE GAME BESTS

POINTS

Season: 7 at Minnesota (11/29/10)
 Career: 8 vs. ORU (11/21/09), vs. Hampton (12/23/09)
 ACC: 6 at Virginia Tech (1/10/09)

REBOUNDS

Season: 6 at Minnesota (11/29/10)
 Career: 13 vs. Boston College (2/4/09)
 ACC: 13 vs. Boston College (2/4/09)

FG MADE

Season: 1 on three occasions
 Career: 3 on five occasions
 ACC: 3 at Virginia Tech (1/10/09)

FG ATTEMPTS

Season: 2 vs. Upstate (11/15/10), Wichita St (11/24/10)
 Career: 8 vs. Xavier (1/3/09)
 ACC: 6 vs. Boston College (2/4/09)

3 PT FG MADE

Season: --
 Career: --
 ACC: --

3 PT FG ATTEMPTS

Season: --
 Career: --
 ACC: --

FT MADE

Season: 7 at Minnesota (11/29/10)
 Career: 7 at Minnesota (11/29/10)
 ACC: 2 vs. GT (1/13/10), at Md. (2/15/10)

FT ATTEMPTS

Season: 8 at Minnesota (11/29/10)
 Career: 8 at Minnesota (11/29/10)
 ACC: 3 at Duke (2/1/09)

ASSISTS

Season: --
 Career: 2 vs. Auburn (12/20/08)
 ACC: 1 at Md (2/15/10), vs. Duke (2/28/10)

TURNOVERS

Season: 2 vs. Upstate (11/15/10), at Minn (11/29/10)
 Career: 2 on 10 occasions
 ACC: 2 on five occasions

BLOCKS

Season: 1 on three occasions
 Career: 5 vs. Hampton (12/23/09)
 ACC: 4 at Virginia Tech (1/10/09)

STEALS

Season: 1 vs. Oklahoma (11/23/10)
 Career: 1 on five occasions
 ACC: 1 vs. Miami (1/16/10), at Clemson (2/20/10)

MINUTES

Season: 20 at Minnesota (11/29/10)
 Career: 33 vs. Xavier (1/3/09)
 ACC: 28 vs. Boston College (2/4/09)

2010-11 GAME-BY-GAME:


Opponent	GP-GS	FG-FGA	3FG-3FGA	FT-FTA	Off-Def	Total	A	TO	Blk	Stl	PF	Min	Pts
W&M	1-1	1-1	0-0	0-0	0-2	2	0	0	0	0	1	11	2
USC Upstate	2-2	1-2	0-0	0-0	0-0	0	0	2	0	0	3	13	2
at Stanford	3-3	0-1	0-0	0-0	1-1	2	0	0	0	0	4	14	0
vs. Washington	4-3	0-1	0-0	1-2	0-0	0	0	1	1	0	2	6	1
vs. Oklahoma	5-3	1-1	0-0	2-3	1-0	1	0	0	1	1	4	13	4
vs. Wichita St	6-3	0-2	0-0	2-2	2-0	2	0	0	0	0	2	8	2
at Minnesota	7-3	0-1	0-0	7-8	4-2	6	0	2	1	0	3	20	7

CAREER STATISTICS

Year	G-GS	Min-Avg.	FG-FGA	Pct.	3FG-3FGA	Pct.	FT-FTA	Pct.	Off-Def.	Reb-Avg.	PF-DQ	Ast	TO	Blk	Stl	Pts-Avg
2008-09	22-16	381-17.3	25-65	.385	0-0	.000	6-21	.286	36-65	101-4.6	61-2	6	18	35	0	56-2.5
ACC	14-12	245-17.5	15-42	.357	0-0	.000	1-8	.125	24-36	60-4.3	35-1	0	12	20	0	31-2.2
2009-10	25-5	316-12.6	14-42	.333	0-0	.000	11-18	.611	27-63	90-3.6	50-1	4	13	19	4	39-1.6
ACC	14-2	176-12.6	4-15	.267	0-0	.000	4-5	.800	13-33	46-3.3	32-0	2	9	5	2	12-0.9
2010-11	7-3	85-12.1	3-9	.333	0-0	.000	12-15	.800	8-5	13-1.9	19-0	0	5	3	1	18-2.6
ACC	--	--	--	--	--	--	--	--	--	--	--	--	--	--	--	--
CAREER	54-24	782-14.5	42-116	.362	0-0	.000	29-54	.537	71-133	204-3.8	130-3	10	36	57	5	113-2.1
ACC	28-14	421-15.0	19-57	.333	0-0	.000	5-13	.385	37-69	106-3.8	67-1	2	21	25	2	43-1.5

WILL SHERRILL

#22



Senior • Forward • 6-9 • 226 • New York, N.Y. • Phillips Academy Andover

2010-11 SEASON:

- Tri-Captain
- Suffered a fractured fibula in his right leg at Minnesota
- It is uncertain how long he will be out of action
- He will progress as his tolerance to activity indicates and will play when he is functional without pain; it is anticipated that will be in less than six weeks
- Had six points (2-2 3FG), a career-high three assists and tied a career high with three steals at #15 Minnesota
- Had 11 points (his third career double figure game) and five rebounds vs. Wichita State in a career-high 33 minutes
- Had 11 points and five rebounds vs. Oklahoma
- Had three points and two rebounds vs Washington in first start of the season
- Had eight points and five rebounds at Stanford
- Had two points vs. USC Upstate
- Had three points and tied a career high with six rebounds vs. William & Mary

SINGLE GAME BESTS

POINTS

Season: 11 vs. Okla (11/23/10), Wichita St (11/24/10)
 Career: 18 vs. Cleveland State (11/25/09)
 ACC: 9 vs. Maryland (3/6/10)

REBOUNDS

Season: 6 vs. William & Mary (11/12/10)
 Career: 6 on three occasions
 ACC: 5 vs. NC State (2/3/10)

FG MADE

Season: 4 vs. Okla (11/23/10), Wichita St (11/24/10)
 Career: 7 vs. Cleveland State (11/25/09)
 ACC: 4 vs. Maryland (3/6/10)

FG ATTEMPTS

Season: 10 vs. Oklahoma (11/23/10)
 Career: 10 vs. Oklahoma (11/23/10)
 ACC: 9 at Wake Forest (1/23/10)

3 PT FG MADE

Season: 3 vs. Okla (11/23/10), Wichita St (11/24/10)
 Career: 4 vs. Cleveland State (11/25/09)
 ACC: 1 on five occasions

3 PT FG ATTEMPTS

Season: 9 vs. Oklahoma (11/23/10)
 Career: 9 vs. Oklahoma (11/23/10)
 ACC: 5 at Wake Forest (1/23/10)

FT MADE

Season: --
 Career: 2 at USF (11/16/09)
 ACC: 1 at Clemson (3/3/09)

FT ATTEMPTS

Season: --
 Career: 2 on five occasions
 ACC: 2 at Clemson (3/3/09), vs. GT (1/13/10)

ASSISTS

Season: 3 at Minnesota (11/29/10)
 Career: 3 at Minnesota (11/29/10)
 ACC: 2 vs. Duke (2/28/10)

TURNOVERS

Season: 2 at Stanford (11/18/10)
 Career: 3 vs. Florida State (2/17/10)
 ACC: 3 vs. Florida State (2/17/10)

BLOCKS

Season: 1 vs. Wichita State (11/24/10)
 Career: 1 on five occasions
 ACC: 1 at NCSU (1/9/10), vs. FSU (2/17/10)

STEALS

Season: 3 at Minnesota (11/29/10)
 Career: 3 vs. Cleve St (11/25/09), at Minn (11/29/10)
 ACC: 2 on three occasions

MINUTES

Season: 33 vs. Wichita State (11/24/10)
 Career: 33 vs. Wichita State (11/24/10)
 ACC: 25 vs. Wake Forest (2/6/10)

2010-11 GAME-BY-GAME:

Opponent	GP-GS	FG-FGA	3FG-3FGA	FT-FTA	Off-Def	Total	A	TO	Blk	Stl	PF	Min	Pts
W&M	1-0	1-2	1-2	0-0	1-5	6	1	0	0	0	4	20	3
USC Upstate	2-0	1-5	0-2	0-0	0-1	1	1	0	0	0	0	24	2
at Stanford	3-0	3-4	2-2	0-0	1-4	5	0	2	0	0	2	15	8
vs. Washington	4-1	1-2	1-1	0-0	0-2	2	0	1	0	1	2	15	3
vs. Oklahoma	5-2	4-10	3-9	0-0	0-5	5	2	1	0	2	1	27	11
vs. Wichita St	6-3	4-5	3-4	0-0	1-4	5	0	1	1	1	3	33	11
at Minnesota	7-4	2-4	2-2	0-0	0-0	0	3	1	0	3	1	21	6

CAREER STATISTICS

Year	G-GS	Min-Avg.	FG-FGA	Pct.	3FG-3FGA	Pct.	FT-FTA	Pct.	Off-Def.	Reb-Avg.	PF-DQ	Ast	TO	Blk	Stl	Pts-Avg
2007-08	7-0	12-1.7	3-3	1.000	1-1	1.000	0-0	.000	1-2	3-0.4	3-0	1	0	0	1	7-1.0
ACC	1-0	1-1.0	0-0	.000	0-0	.000	0-0	.000	0-0	0-0.0	0-0	0	0	0	0	0-0.0
2008-09	10-0	19-1.9	0-3	.000	0-1	.000	1-2	.500	2-1	3-0.3	2-0	1	2	0	0	1-0.1
ACC	5-0	5-1.0	0-1	.000	0-1	.000	1-2	.500	0-0	0-0.0	1-0	0	0	0	0	1-0.2
2009-10	30-7	462-15.4	35-93	.376	15-53	.283	4-8	.500	38-52	90-3.0	61-1	15	19	4	16	89-3.0
ACC	16-1	232-14.5	16-50	.320	5-28	.179	0-2	.000	21-23	44-2.8	36-1	5	12	2	9	37-2.3
2010-11	7-4	155-22.1	16-32	.500	12-22	.545	0-0	.000	3-21	24-3.4	13-0	7	6	1	7	44-6.3
ACC	--	--	--	--	--	--	--	--	--	--	--	--	--	--	--	--
CAREER	54-11	648-12.0	54-131	.412	28-77	.364	5-10	.500	44-76	120-2.2	79-1	24	27	5	24	141-2.6
ACC	22-1	238-10.8	16-51	.314	5-29	.172	1-4	.250	21-23	44-2.0	37-1	5	12	2	9	38-1.7

SAMMY ZEGLINSKI

#13



Junior • Guard • 6-1 • 185 • Philadelphia, Pa. • The William Penn Charter School

2010-11 SEASON:

- Had an operation on Oct. 19 involving cartilage work on his left knee
- He returned to practice on Wednesday (Dec. 1)

SINGLE GAME BESTS

POINTS

Season: --
 Career: 24 vs. Liberty (11/25/08)
 ACC: 19 at North Carolina (1/31/10)

REBOUNDS

Season: --
 Career: 8 on three occasions
 ACC: 8 at NCSU (1/9/10), at Clemson (2/20/10)

FG MADE

Season: --
 Career: 8 vs. Liberty (11/25/08), vs. BC (3/11/10)
 ACC: 6 vs. Clemson (2/15/09)

FG ATTEMPTS

Season: --
 Career: 15 vs. Boston College (3/11/10)
 ACC: 12 vs. NCSU (2/3/10), at Clem (2/20/10)

3 PT FG MADE

Season: --
 Career: 6 vs. Liberty (11/25/08)
 ACC: 5 at North Carolina (1/31/10)

3 PT FG ATTEMPTS

Season: --
 Career: 10 vs. Liberty (11/25/08), vs. BC (3/11/10)
 ACC: 9 at Georgia Tech (12/28/08)

FT MADE

Season: --
 Career: 4 on four occasions
 ACC: 4 on three occasions

FT ATTEMPTS

Season: --
 Career: 8 vs. Florida State (1/24/09)
 ACC: 8 vs. Florida State (1/24/09)

ASSISTS

Season: --
 Career: 8 at Virginia Tech (1/10/09)
 ACC: 8 at Virginia Tech (1/10/09)

TURNOVERS

Season: --
 Career: 6 vs. Clemson (2/15/09)
 ACC: 6 vs. Clemson (2/15/09)

BLOCKS

Season: --
 Career: 2 vs. NJIT (12/21/09), vs. VT (1/28/10)
 ACC: 2 vs. Virginia Tech (1/28/10)

STEALS

Season: --
 Career: 5 vs. Florida State (1/24/09)
 ACC: 5 vs. Florida State (1/24/09)

MINUTES

Season: --
 Career: 40 vs. Virginia Tech (1/28/10)
 ACC: 40 vs. Virginia Tech (1/28/10)

2010-11 GAME-BY-GAME:

Opponent	GP-GS	FG-FGA	3FG-3FGA	FT-FTA	Off-Def	Total	A	TO	Blk	Stl	PF	Min	Pts
W&M	DNP												
USC Upstate	DNP												
at Stanford	DNP												
vs. Washington	DNP												
vs. Oklahoma	DNP												
vs. Wichita St	DNP												
at Minnesota	DNP												

CAREER STATISTICS

Year	G-GS	Min-Avg.	FG-FGA	Pct.	3FG-3FGA	Pct.	FT-FTA	Pct.	Off-Def.	Reb-Avg.	PF-DQ	Ast	TO	Blk	Stl	Pts-Avg
2007-08	8-0	62-7.8	3-12	.250	1-7	.143	0-2	.000	3-6	9-1.1	8-0	15	9	1	3	7-0.9
ACC	--	--	--	--	--	--	--	--	--	--	--	--	--	--	--	--
2008-09	28-15	669-23.9	82-213	.385	33-105	.314	20-35	.571	9-57	66-2.4	68-2	84	70	2	36	217-7.8
ACC	16-7	362-22.6	32-101	.317	12-56	.214	6-16	.375	6-27	33-2.1	33-0	44	37	0	18	82-5.1
2009-10	31-29	899-29.0	94-252	.373	61-162	.377	27-34	.794	12-107	119-3.8	63-0	80	57	8	38	276-8.9
ACC	16-14	461-28.8	38-128	.297	24-83	.289	15-18	.833	6-61	67-4.2	30-0	41	23	3	14	115-7.2
2010-11	--	--	--	--	--	--	--	--	--	--	--	--	--	--	--	--
ACC	--	--	--	--	--	--	--	--	--	--	--	--	--	--	--	--
CAREER	67-44	1630-24.3	179-477	.375	95-274	.347	47-71	.662	24-170	194-2.9	139-2	179	136	11	77	500-7.5
ACC	32-21	823-25.7	70-229	.306	36-139	.259	21-34	.618	12-88	100-3.1	63-0	85	60	3	32	197-6.2

2010-11 VIRGINIA MEN'S BASKETBALL GAME NOTES

VIRGINIA **76** November 12, 2010
WILLIAM & MARY **52** John Paul Jones Arena • Charlottesville, Va.

WILLIAM & MARY (0-1)

Player	FG	3FG	FT	O-D	Reb	PF	Pts	A	TO	Blk	Stl	Min
McDowell (F)	4-11	3-6	5-8	1-4	5	1	16	1	0	0	1	35
Gaillard (F)	5-8	0-1	0-0	0-3	3	4	10	2	0	0	0	31
Ludwick (F)	4-9	4-9	1-2	3-3	6	1	13	0	2	0	0	26
Brown (G)	1-4	0-3	0-0	0-2	2	1	2	1	2	0	1	30
Rum (G)	0-4	0-2	1-2	0-1	1	1	1	2	2	0	2	30
Boatner	0-3	0-3	0-0	0-1	1	0	0	1	0	0	0	16
Whitlatch	0-1	0-0	0-0	0-0	0	0	0	0	0	0	0	0+
Howard	0-0	0-0	0-0	0-0	0	0	0	0	0	0	0	3
Pavloff	0-1	0-1	0-0	0-1	1	0	0	0	0	0	0	3
Rusthoven	0-1	0-1	0-0	0-2	2	1	0	0	0	0	0	6
Heldring	0-0	0-0	0-0	0-0	0	0	0	0	0	0	0	4
Kitts	4-6	0-0	2-4	0-2	2	4	10	1	2	1	0	16
				1-3	4							
TOTALS	18-48	7-26	9-16	5-22	27	13	52	8	8	1	4	200
	.375	.269	.563									

VIRGINIA (1-0)

Player	FG	3FG	FT	O-D	Reb	PF	Pts	A	TO	Blk	Stl	Min
Scott (F)	7-13	0-0	4-6	2-7	9	2	18	0	3	1	1	32
Sene (C)	1-1	0-0	0-0	0-2	2	1	2	0	0	0	0	11
Evans (G)	3-4	0-0	0-0	0-2	2	0	6	7	1	0	1	31
Farrakhan (G)	3-8	3-7	1-2	0-4	4	1	10	1	1	0	2	28
Harrell (G)	5-13	2-4	1-1	3-2	5	3	13	1	2	0	0	28
Regan	1-1	1-1	0-0	0-0	0	0	3	0	0	0	0	6
Harris	1-4	0-2	0-0	2-2	4	3	2	3	1	0	1	18
Baron	6-8	5-6	2-2	0-0	0	1	19	3	0	0	1	21
Sherrill	1-2	1-2	0-0	1-5	6	4	3	1	0	0	0	20
Mitchell	0-2	0-1	0-0	0-1	1	0	0	1	0	0	0	5
Rogers	0-0	0-0	0-0	0-0	0	0	0	0	0	0	0	0+
				1-3	4							
TOTALS	28-56	12-23	8-11	9-28	37	15	76	17	8	1	6	200
	.500	.522	.727									

WILLIAM & MARY	27	25	52	Officials:	Karl Hess, Bill Covington, Jr., Tim Ebersole
VIRGINIA	28	48	76	Technical:	none
				Attendance:	10,003

STANFORD **81** November 18, 2010
VIRGINIA **60** Maples Pavilion • Stanford, Calif.

VIRGINIA (2-1)

Player	FG	3FG	FT	O-D	Reb	PF	Pts	A	TO	Blk	Stl	Min
Scott (F)	2-5	0-0	4-4	1-5	6	1	8	2	3	1	1	34
Sene (C)	0-1	0-0	0-0	1-1	2	4	0	0	0	0	0	14
Evans (G)	4-9	0-0	3-3	1-2	3	1	11	5	3	0	2	37
Farrakhan (G)	4-10	2-7	4-4	0-1	1	2	14	2	3	0	1	30
Harris (G)	4-7	4-7	0-0	0-1	1	3	12	0	3	0	0	20
Regan	1-1	0-0	0-0	0-1	1	1	2	0	0	1	0	6
Baron	1-5	0-4	0-0	0-1	1	0	2	2	1	0	0	23
Sherrill	3-4	2-2	0-0	1-4	5	2	8	0	2	0	0	15
Harrell	1-5	1-4	0-0	0-0	0	2	3	0	1	0	0	12
Mitchell	0-0	0-0	0-0	0-4	4	2	0	0	0	0	0	9
				1-0	1							
TOTALS	20-47	9-24	11-11	5-20	25	18	60	11	18	2	4	200
	.426	.375	1.000									

STANFORD (2-0)

Player	FG	3FG	FT	O-D	Reb	PF	Pts	A	TO	Blk	Stl	Min
Owens (F)	2-4	0-0	3-3	1-2	3	3	7	1	3	0	0	18
Powell (F)	5-5	0-0	0-0	1-0	1	3	10	1	0	0	0	25
Trotter (C)	1-3	0-1	0-0	0-5	5	4	2	0	1	0	0	23
Mann (G)	1-3	0-1	0-4	0-3	3	0	2	3	3	1	0	22
Green (G)	8-13	5-9	0-0	1-1	2	2	21	1	1	0	0	30
Bright	4-4	4-4	0-0	0-2	2	1	12	4	1	0	1	17
Brown	5-8	2-3	1-1	0-2	2	1	13	1	0	0	1	15
Nastic	0-2	0-0	1-2	2-1	3	1	1	0	1	0	0	7
Harris	0-0	0-0	1-2	0-0	0	0	1	0	1	0	0	9
Huestis	0-3	0-1	0-1	2-1	3	0	0	0	0	0	0	7
Zimmerman	5-12	2-4	0-1	3-2	5	1	12	2	1	1	0	25
Gage	0-0	0-0	0-0	0-0	0	0	0	0	0	0	0	2
				1-3	4							
TOTALS	31-57	13-23	6-14	11-22	33	16	81	13	12	2	2	200
	.544	.565	.429									

VIRGINIA	34	26	60	Officials:	Sean Corbin, Michael Stephens, John Gaffney
STANFORD	37	44	81	Technical:	none
				Attendance:	5,314

VIRGINIA **74** November 15, 2010
USC UPSTATE **54** John Paul Jones Arena • Charlottesville, Va.

USC UPSTATE (0-2)

Player	FG	3FG	FT	O-D	Reb	PF	Pts	A	TO	Blk	Stl	Min
Glenn (F)	2-5	0-1	0-0	2-4	6	2	4	0	0	0	2	24
Rogers (F)	3-4	2-3	0-0	0-1	1	2	8	2	0	1	0	21
Chavis (G)	2-9	2-8	2-2	0-0	0	1	8	2	3	0	1	34
Dukes (G)	6-8	5-5	2-5	0-1	1	1	19	2	1	0	3	27
Cook (G)	2-3	0-0	1-1	0-0	0	4	5	4	1	0	0	17
Porchea	0-0	0-0	0-0	0-0	0	1	0	0	0	0	0	2
Hash	0-1	0-1	0-0	0-0	0	1	0	0	0	0	0	2
Sloan	1-4	0-2	0-0	0-1	1	2	2	2	3	0	0	17
Uzochukwu	0-1	0-0	0-0	0-3	3	2	0	1	2	0	1	19
Craig	2-8	1-3	0-0	0-2	2	2	5	0	2	0	0	21
Olumuyiwa	1-1	0-0	1-2	0-1	1	1	3	0	0	1	0	16
				1-2	3							
TOTALS	19-44	10-23	6-10	3-15	38	19	54	13	13	2	7	200
	.432	.435	.600									

VIRGINIA (2-0)

Player	FG	3FG	FT	O-D	Reb	PF	Pts	A	TO	Blk	Stl	Min
Scott (F)	6-9	0-0	7-7	6-6	12	1	19	2	4	0	0	32
Sene (C)	1-2	0-0	0-0	0-0	0	3	2	0	2	0	0	13
Evans (G)	4-7	0-0	2-4	2-2	4	1	10	1	0	0	1	30
Farrakhan (G)	4-8	1-4	2-2	0-1	1	3	11	2	3	1	0	24
Harrell (G)	2-3	1-2	0-2	0-2	2	3	5	3	2	0	1	19
Harris	3-6	1-4	1-1	0-2	2	1	8	1	1	0	1	22
Baron	3-4	2-3	6-7	0-3	3	2	14	3	0	0	2	25
Sherrill	1-5	0-2	0-0	0-1	1	0	2	1	0	0	0	24
Mitchell	1-3	0-0	1-2	0-4	4	0	3	0	0	0	1	11
				3-3	6							
TOTALS	25-47	5-15	19-25	11-24	35	14	74	13	12	1	6	200
	.532	.333	.760									

USC UPSTATE	28	26	54	Officials:	Ray Natili, Bernard Clinton, Louie Andrakakos
VIRGINIA	31	43	74	Technical:	none
				Attendance:	7,751

#13 WASHINGTON **106** November 22, 2010
VIRGINIA **63** Lahaina Civic Center • Lahaina, Hawaii

VIRGINIA (2-2)

Player	FG	3FG	FT	O-D	Reb	PF	Pts	A	TO	Blk	Stl	Min
Sherrill (F)	1-2	1-1	0-0	0-2	2	2	3	0	1	0	1	15
Scott (F)	5-12	0-0	1-1	1-3	4	3	11	0	1	0	0	28
Evans (G)	1-3	0-0	1-2	1-0	1	4	3	3	6	0	0	20
Farrakhan (G)	1-8	0-4	2-2	0-1	1	0	4	3	2	0	0	25
Harris (G)	8-13	2-4	1-1	4-3	7	2	19	0	3	0	0	32
Regan	0-2	0-0	1-2	1-2	3	0	1	0	0	0	1	11
Sene	0-1	0-0	1-2	0-0	0	2	1	0	1	1	0	6
Baron	1-7	1-6	0-0	0-2	2	1	3	0	0	0	2	21
Harrell	3-6	0-1	8-13	4-4	8	0	14	2	3	0	0	26
Mitchell	2-4	0-0	0-3	2-3	5	3	4	1	0	1	0	15
Rogers	0-0	0-0	0-0	0-0	0	0	0	0	0	0	0	1
				0-1	1							
TOTALS	22-58	4-16	15-26	13-21	34	17	63	9	17	2	4	200
	.379	.250	.577									

WASHINGTON (3-0)

Player	FG	3FG	FT	O-D	Reb	PF	Pts	A	TO	Blk	Stl	Min
Bryan-Amanning (F)	3-4	0-0	2-2	1-3	4	2	8	0	2	0	0	17
Gant (F)	3-7	1-1	0-1	1-3	4	4	7	0	1	1	0	22
Gaddy (G)	6-9	0-2	0-0	0-1	1	1	12	6	1	0	0	26
Thomas (G)	7-11	3-5	1-2	0-6	6	0	18	4	1	0	1	24
Holiday (G)	4-10	2-2	1-2	4-5								

2010-11 VIRGINIA MEN'S BASKETBALL GAME NOTES

VIRGINIA 74 November 23, 2010
OKLAHOMA 56 Lahaina Civic Center • Lahaina, Hawaii

OKLAHOMA (3-2)												
Player	FG	3FG	FT	O-D	Reb	PF	Pts	A	TO	Blk	Stl	Min
Fitzgerald (F)	3-4	0-0	3-3	1-2	3	4	9	0	2	0	0	19
Thompson (F)	0-3	0-0	0-0	0-0	0	0	0	0	2	0	0	9
Pledger (G)	2-7	1-4	0-0	1-0	1	2	5	1	0	0	0	26
Clark (G)	0-2	0-1	0-2	0-2	2	1	0	0	3	1	0	26
Davis (G)	6-12	3-7	0-1	1-4	5	2	15	2	1	1	2	33
Washington	2-6	0-0	0-0	1-4	5	2	4	0	0	3	0	18
Newell	1-3	0-1	0-0	0-3	3	1	2	3	1	0	0	10
Blair	2-2	0-0	0-0	0-2	2	2	4	2	4	0	1	25
Neal	4-6	2-4	6-6	1-5	6	2	16	1	3	0	0	24
Honore	0-0	0-0	1-2	0-3	3	2	1	0	1	0	0	10
				0-0	0							
TOTALS	20-45	6-17	10-14	5-25	30	18	56	9	17	5	3	200
	.444	.353	.714									

VIRGINIA (3-2)												
Player	FG	3FG	FT	O-D	Reb	PF	Pts	A	TO	Blk	Stl	Min
Sherrill (F)	4-10	3-9	0-0	0-5	5	1	11	2	1	0	2	27
Scott (F)	7-15	0-0	13-15	7-8	15	3	27	2	0	0	0	34
Evans (G)	2-3	0-0	1-2	0-5	5	1	5	6	0	0	3	27
Harris (G)	3-4	2-2	0-0	1-1	2	4	8	1	3	0	0	21
Harrell (G)	0-5	0-2	0-0	0-0	0	1	0	0	1	0	0	23
Farrakhan	5-7	0-0	0-3	0-0	0	2	10	3	2	0	2	33
Regan	1-1	0-0	0-0	0-2	2	0	2	0	1	0	0	6
Sene	1-1	0-0	2-3	1-0	1	4	4	0	0	1	1	13
Baron	2-6	2-5	1-4	0-1	1	0	7	0	1	0	0	16
				1-1	1							
TOTALS	25-52	7-18	17-27	9-23	32	16	74	14	9	1	8	200
	.481	.389	.630									

OKLAHOMA	25	31	56
VIRGINIA	40	34	74

Officials: Jeff Nichols, Chris Rastatter, Ken Ditty
 Technicals: Oklahoma coach Jeff Capel
 Attendance: 2,400

WICHITA STATE 70 November 24, 2010
VIRGINIA 58 Lahaina Civic Center • Lahaina, Hawaii

WICHITA STATE (3-1)												
Player	FG	3FG	FT	O-D	Reb	PF	Pts	A	TO	Blk	Stl	Min
Ellis (F)	2-5	0-0	0-0	1-3	4	0	4	1	0	0	0	18
Durley (F)	5-12	4-4	3-4	0-0	0	0	17	1	1	0	0	27
Ragland (G)	2-5	2-3	4-4	1-2	3	5	10	4	1	0	1	28
Hatch (G)	1-2	1-1	3-4	2-2	4	3	6	1	2	0	0	23
Kyles (G)	2-5	1-2	0-0	0-0	0	2	5	1	0	0	0	22
Williams	1-3	0-2	0-0	0-2	2	1	2	1	0	0	2	12
Smith	2-3	0-1	1-2	1-1	2	0	5	1	0	0	0	9
Murry	3-10	0-3	7-8	2-6	8	2	13	4	2	0	2	25
Blair	1-3	0-0	0-0	2-5	7	0	2	0	2	1	1	21
Stutz	3-4	0-0	0-0	0-2	2	3	6	1	2	2	0	15
				3-1	4							
TOTALS	22-52	8-16	18-22	12-24	36	16	70	15	10	3	6	200
	.423	.500	.818									

VIRGINIA (3-3)												
Player	FG	3FG	FT	O-D	Reb	PF	Pts	A	TO	Blk	Stl	Min
Sherrill (F)	4-5	3-4	0-0	1-4	5	3	11	0	1	1	1	33
Scott (F)	7-13	0-0	2-2	3-7	10	1	16	3	0	0	0	34
Evans (G)	3-11	0-2	4-8	0-3	3	4	10	5	4	0	1	34
Harris (G)	4-10	1-3	0-0	1-3	4	2	9	1	1	0	1	37
Harrell (G)	4-5	2-2	0-1	1-0	1	3	10	0	0	0	0	25
Farrakhan	0-1	0-0	0-0	0-0	0	4	0	0	3	1	1	13
Regan	0-0	0-0	0-0	0-0	0	1	0	0	0	0	0	3
Sene	0-2	0-0	2-2	2-0	2	2	2	0	0	0	0	8
Baron	0-3	0-2	0-0	0-1	1	0	0	0	0	0	0	11
Mitchell	0-1	0-0	0-0	0-0	0	0	0	0	1	0	0	2
				1-2	3							
TOTALS	22-51	6-13	8-13	9-20	29	20	58	9	10	2	4	200
	.431	.462	.615									

WICHITA STATE	35	35	70
VIRGINIA	31	27	58

Officials: Sean Hull, Tony Padilla, Ryan Wells
 Technicals: none
 Attendance: 2,400

VIRGINIA 87 November 29, 2010
#15 MINNESOTA 79 Williams Arena • Minneapolis, Minn.

VIRGINIA (4-3)												
Player	FG	3FG	FT	O-D	Reb	PF	Pts	A	TO	Blk	Stl	Min
Sherrill (F)	2-4	2-2	0-0	0-0	0	1	6	3	1	0	3	21
Scott (F)	6-15	0-0	5-6	3-9	12	3	17	3	2	0	0	38
Evans (G)	1-2	0-0	1-2	0-1	1	4	3	5	3	0	1	28
Harris (G)	8-12	4-6	4-4	0-5	5	1	24	1	1	0	1	35
Harrell (G)	1-5	0-0	5-6	1-1	2	2	7	2	0	0	0	16
Farrakhan	8-14	4-5	3-4	2-3	5	1	23	4	0	0	0	34
Regan	0-0	0-0	0-0	0-0	0	2	0	0	0	0	0	1
Sene	0-1	0-0	7-8	4-2	6	3	7	0	2	1	0	20
Baron	0-2	0-0	0-0	0-1	1	1	0	1	2	0	0	7
				1-3	4							
TOTALS	26-55	10-13	25-30	11-25	36	18	87	19	11	1	5	200
	.473	.769	.833									

MINNESOTA (6-1)												
Player	FG	3FG	FT	O-D	Reb	PF	Pts	A	TO	Blk	Stl	Min
Mbakwe (F)	6-10	0-0	6-8	5-6	11	5	18	1	1	5	1	29
Sampson (F)	1-2	0-0	0-0	0-4	4	4	2	0	1	1	0	21
Ahanmisi (G)	1-2	0-0	0-0	0-0	0	0	2	3	1	0	0	16
Hollins (G)	2-3	0-0	2-2	0-0	0	3	6	1	2	0	3	26
Hoffarber (G)	7-14	5-11	0-1	1-4	5	0	19	5	1	0	2	34
Walker	1-1	0-0	0-0	1-1	2	1	2	0	0	0	0	6
Armelin	3-7	1-3	0-2	0-0	0	5	7	1	1	0	0	13
Williams	1-1	0-0	0-0	0-3	3	0	2	0	2	0	1	7
Joseph	5-12	3-8	3-5	0-1	1	1	16	2	0	0	0	24
Iverson	2-6	0-0	1-2	2-2	4	3	5	2	2	1	0	24
				1-0	1							
TOTALS	29-58	9-22	12-20	10-21	31	22	79	15	11	7	7	200
	.500	.409	.600									

VIRGINIA	29	58	87
MINNESOTA	39	40	79

Officials: Mike Sanzere, Paul Janssen, John Cahill
 Technicals: none
 Attendance: 12,089

2010-11 VIRGINIA MEN'S BASKETBALL GAME NOTES

VIRGINIA TEAM AND INDIVIDUAL HIGHS FOR THE 2010-11 SEASON

Team		Individual	
Points:	87 at Minnesota	Points:	27 Mike Scott vs. Oklahoma
FG Att:	58 vs. Washington (22-58)	FG Att:	15 Mike Scott (7-15) vs. Oklahoma; Scott (6-15) at Minnesota
FG Made:	28 vs. William and Mary (28-56)	FG Made:	8 on three occasions
FG %:	53.2 vs. USC Upstate (25-47)	FG %:⁽¹⁾	75.0 Billy Baron (6-8) vs. William and Mary
3-FG Att:	24 at Stanford (9-24)	3-FG Att:	9 Will Sherrill (3-9) vs. Oklahoma
3-FG Made:	12 vs. William and Mary (12-23)	3-FG Made:	5 Billy Baron (5-6) vs. William and Mary
3-FG %:	76.9 at Minnesota (10-13)	3-FG %:⁽²⁾	83.3 Billy Baron (5-6) vs. William and Mary
FT Att:	30 at Minnesota (25-30)	FT Att:	15 Mike Scott (13-15) vs. Oklahoma
FT Made:	25 at Minnesota (25-30)	FT Made:	13 Mike Scott (13-15) vs. Oklahoma
FT %:	100.0 at Stanford (11-11)	FT %:⁽¹⁾	100.0 Mike Scott (7-7) vs. USC Upstate
Rebounds:	37 vs. William and Mary	Rebounds:	15 Mike Scott vs. Oklahoma
Assists:	19 at Minnesota	Assists:	7 Jontel Evans vs. William and Mary
Turnovers:	18 at Stanford	Turnovers:	6 Jontel Evans vs. Washington
Blocks:	2 on three occasions	Blocks:	1 on 10 occasions
Steals:	8 vs. Oklahoma	Steals:	3 Will Sherrill at Minnesota; Jontel Evans vs. Oklahoma
Fouls:	20 vs. Wichita State		

OPPONENT TEAM AND INDIVIDUAL HIGHS FOR THE 2010-11 SEASON

Team		Individual	
Points:	106 by Washington	Points:	21 Jeremy Green (Stanford)
FG Att:	69 by Washington (40-69)	FG Att:	14 Blake Hofferbar (7-14, Minnesota)
FG Made:	40 by Washington (40-69)	FG Made:	8 Jeremy Green (8-13, Stanford)
FG %:	58.0 by Washington (40-69)	FG %:⁽¹⁾	100.0 Dwight Powell (5-5, Stanford)
3-FG Att:	26 by Washington (17-26)	3-FG Att:	11 Blake Hofferbar (5-11, Minnesota)
	by William and Mary (7-26)	3-FG Made:	5 on three occasions
3-FG Made:	17 by Washington (17-26)	3-FG %:⁽²⁾	100.0 Tony Dukes (5-5, USC Upstate)
3-FG %:	65.4 by Washington (17-26)	FT Att:	8 on three occasions
FT Att:	22 by Wichita State (18-22)	FT Made:	7 Toure Murry (7-8, Wichita State)
FT Made:	18 by Wichita State (18-22)	FT %:⁽¹⁾	100.0 Tyler Neal (6-6, Oklahoma)
FT %:	81.8 by Wichita State (18-22)	Rebounds:	11 Trevor Mbakwe (Minnesota)
Rebounds:	39 by Washington	Assists:	6 Abdul Gaddy (Washington)
Assists:	22 by Washington	Turnovers:	4 Carl Blair (Oklahoma)
Turnovers:	17 by Oklahoma	Blocks:	5 Trevor Mbakwe (Minnesota)
Blocks:	7 by Minnesota	Steals:	6 Justin Holiday (Washington)
Steals:	8 by Washington		
Fouls:	22 by Minnesota		

VIRGINIA AND OPPONENT TEAM LOWS FOR THE 2010-11 SEASON

Virginia		Opponent	
Points:	58 vs. Wichita State	Points:	52 by William and Mary
FG Att:	47 at Stanford (20-47), vs. USC Upstate (25-47)	FG Att:	44 by USC Upstate (19-44)
FG Made:	20 at Stanford (20-47)	FG Made:	18 by William and Mary (18-48)
FG %:	37.9 vs. Washington (22-58)	FG %:	37.5 by William and Mary (18-48)
3-FG Att:	13 vs. Wichita State (6-13), at Minnesota (10-13)	3-FG Att:	16 by Wichita State (8-16)
3-FG Made:	4 vs. Washington (4-16)	3-FG Made:	6 by Oklahoma (6-17)
3-FG %:	25.0 vs. Washington (4-16)	3-FG %:	26.9 by William and Mary (7-26)
FT Att:	11 vs. William and Mary (8-11), at Stanford (11-11)	FT Att:	10 by USC Upstate (6-10)
FT Made:	8 vs. William and Mary (8-11), vs. Wichita State (8-13)	FT Made:	6 by USC Upstate (6-10), Stanford (6-14)
FT %:	57.7 vs. Washington (15-26)	FT %:	42.9 by Stanford (6-14)
Rebounds:	25 at Stanford	Rebounds:	18 by USC Upstate
Assists:	9 vs. Washington, vs. Wichita State	Assists:	8 by William and Mary
Turnovers:	8 vs. William and Mary	Turnovers:	8 by William and Mary
Blocks:	1 on four occasions	Blocks:	1 by William and Mary
Steals:	4 on three occasions	Steals:	2 by Stanford
Fouls:	14 vs. USC Upstate	Fouls:	13 by William and Mary

(1) - min 5 attempts

(2) - min 3 attempts

2010-11 VIRGINIA MEN'S BASKETBALL GAME NOTES

THE CAVALIERS' RECORD IN 2010-11 WHEN UVa:

leads at halftime.....	3-0
trails at halftime.....	1-3
tied at halftime.....	0-0
goes into overtime.....	0-0
leads by 10 or more points.....	4-1
trails by 10 or more points.....	1-3
shoots 50% or better.....	2-0
shoots less than 50%.....	2-3
shoots less than 45%.....	0-3
shoots less than 40%.....	0-1
opponent shoots 50% or better.....	1-2
opponent shoots less than 50%.....	3-1
opponent shoots less than 45%.....	3-1
opponent shoots less than 40%.....	1-0
has higher FG% than opponent.....	3-1
has lower FG% than opponent.....	1-2
has same FG% as opponent.....	0-0
outrounds its opponent.....	4-0
is outrebounded by opponent.....	0-3
has same rebounds as opponent.....	0-0
has more offensive rebounds than opponent.....	4-1
has fewer offensive rebounds than opponent.....	0-2
has same offensive rebounds as opponent.....	0-0
has fewer turnovers than opponent.....	2-0
has more turnovers than opponent.....	0-2
has same turnovers as opponent.....	2-1
has fewer than 10 turnovers.....	2-0
opponent has fewer than 10 turnovers.....	1-1
shoots more FTs than opponent.....	3-1
shoots fewer FTs than opponent.....	1-2
shoots the same FTs as opponent.....	0-0
has game decided by 10 points or less.....	1-0
has game decided by 5 points or less.....	0-0
scores <60 points.....	0-1
scores 60-69 points.....	0-2
scores 70-79 points.....	3-0
scores 80-89 points.....	1-0
scores 90+ points.....	0-0
allows <60 points.....	3-0
allows 60-69 points.....	0-0
allows 70-79 points.....	1-1
allows 80-89 points.....	0-1
allows 90+ points.....	0-1
wins the tip.....	2-2
loses the tip.....	2-1

VIRGINIA IN ITS 4 WINS:

UVa's FG percentage.....	49.5 (104-210)
UVa's FT percentage.....	74.2 (69-93)
UVa's 3FG percentage.....	49.3 (34-69)
UVa's offensive rebounds /game.....	10.0 (40)
UVa's rebounds/game.....	35.0 (140)
UVa's rebound margin/game.....	+8.5 (35.0-26.5)
UVa's assists/game.....	15.8 (63)
UVa's turnovers/game.....	10.0 (40)
UVa's points/game.....	77.8 (311)
Opponent's FG percentage.....	44.1 (86-195)
Opponent's points/game.....	60.3 (241)
Opponent's turnovers/game.....	12.3 (49)
Opponent's FT attempts/game.....	15.0 (60)

VIRGINIA IN ITS 3 LOSSES:

UVa's FG percentage.....	41.0 (64-156)
UVa's FT percentage.....	68.0 (34-50)
UVa's 3FG percentage.....	35.8 (19-53)
UVa's offensive rebounds /game.....	9.0 (27)
UVa's rebounds/game.....	29.3 (88)
UVa's rebound margin/game.....	-6.7 (29.3-36.0)
UVa's assists/game.....	9.7 (29)
UVa's turnovers/game.....	15.0 (45)
UVa's points/game.....	60.3 (181)
Opponent's FG percentage.....	52.2 (93-178)
Opponent's 3FG percentage.....	58.5 (38-65)
Opponent's points/game.....	85.7 (257)
Opponent's turnovers/game.....	10.3 (31)
Opponent's FT attempts/game.....	16.3 (49)

ADDITIONAL TEAM INFORMATION ...

Largest halftime lead:
 Largest halftime deficit:
 Largest halftime deficit overcome in a victory:
 Largest halftime lead surrendered in a loss:
 Largest deficit overcome in a victory:
 Largest lead surrendered in a loss:
 Largest deficit at any time:
 Largest lead at any time:
 Most consecutive points scored:
 Most consecutive points allowed:

15 vs. Oklahoma, Nov. 23 (40-25)
 24 vs. Washington, Nov. 22 (31-55)
 10 at Minnesota, Nov. 29 (29-39)
 --
 13 at Minnesota, Nov. 29 (trailed 29-42 @ 19:37, 2nd Half)
 16 vs. Wichita State, Nov. 24 (led 20-4 @ 12:36, 1st Half)
 48, vs. Washington, Nov. 22 (57-105 @ 2:00, 2nd Half)
 24, vs. William & Mary, Nov. 12 (76-52 - final score)
 18 vs. Wichita State, Nov. 24
 10 by Washington, Nov. 22; by Wichita State, Nov. 24

2010-11 VIRGINIA MEN'S BASKETBALL GAME NOTES

VIRGINIA'S LEADING PERFORMERS IN 2010-11 ...

OPPONENT	SCORE	POINTS	REBOUNDS	ASSISTS
William and Mary	76-52	Billy Baron (19)	Mike Scott (9)	Jontel Evans (7)
USC Upstate	74-54	Mike Scott (19)	Mike Scott (12)	KT Harrell, Billy Baron (3)
at Stanford	60-81	Mustapha Farrakhan (14)	Mike Scott (6)	Jontel Evans (5)
vs. Washington	63-106	Joe Harris (19)	KT Harrell (8)	Mustapha Farrakhan, Jontel Evans (3)
vs. Oklahoma	74-56	Mike Scott (27)	Mike Scott (15)	Jontel Evans (6)
vs. Wichita State	58-70	Mike Scott (16)	Mike Scott (10)	Jontel Evans (5)
at Minnesota	87-79	Joe Harris (24)	Mike Scott (12)	Jontel Evans (5)

LED VIRGINIA IN...

SCORING

	'11	'10	'09	'08	Career
Scott	3	9	2	-	14
Harris	2				2
Zeglinski	-	1	1	-	2
Baron	1				1
Farrakhan	1	-	-	-	1

REBOUNDING

	'11	'10	'09	'08	Career
Scott	6	20	13	8	47
Sene	-	3	5		8
Zeglinski	-	6	1	-	7
Harrell	1				1
Evans	-	1			1
Sherrill	-	1	-	-	1

ASSISTS

	'11	'10	'09	'08	Career
Zeglinski	-	11	13	-	24
Evans	6	7			13
Farrakhan	1	9	2	-	12
Scott	-	2	3	-	5
Baron	1				1
Harrell	1				1
Sherrill	-	1	-	-	1

2010-11 Virginia Basketball
Virginia Season Schedule/Results & Leaders (as of Nov 29, 2010)
All games

RECORD:	OVERALL	HOME	AWAY	NEUTRAL
ALL GAMES	4-3	2-0	1-1	1-2
CONFERENCE	0-0	0-0	0-0	0-0
NON-CONFERENCE	4-3	2-0	1-1	1-2

Date	Opponent	Score	Att.	High Points	High Rebounds
11/12/10	WILLIAM & MARY	W 76-52	10003	(19) Billy Baron	(9) Mike Scott
11/15/10	USC UPSTATE	W 74-54	7751	(19) Mike Scott	(12) Mike Scott
11/18/10	at Stanford	60-81 L	5314	(14) Mustapha Farrakhan	(6) Mike Scott
11-22-10	vs Washington	63-106 L	2400	(19) Joe Harris	(8) KT Harrell
11-23-10	vs Oklahoma	W 74-56	2400	(27) Mike Scott	(15) Mike Scott
11-24-10	vs Wichita State	58-70 L	2400	(16) Mike Scott	(10) Mike Scott
11/29/10	at Minnesota	W 87-79	12089	(24) Joe Harris	(12) Mike Scott

* - Conference game

Attendance Summary	Games	Attend	Avg/Game
Home	2	17754	8877
Away	2	17403	8702
Neutral	3	7200	2400
Total	7	42357	6051

2010-11 Virginia Basketball
Virginia Points-Rebounds-Assists (as of Nov 29, 2010)
All games

Opponent	Date	Score		01	02	04	05	12	15	22
				EVANS,JONT	FARRAKHAN	REGAN,WILL	SENE,ASSAN	HARRIS,JOE	BARON,BILL	SHERRILL,W
WILLIAM & MARY	11/12/10	76-52	w	6-2-7	10-4-1	3-0-0	2-2-0	2-4-3	19-0-3	3-6-1
USC UPSTATE	11/15/10	74-54	w	10-4-1	11-1-2	DNP	2-0-0	8-2-1	14-3-3	2-1-1
at Stanford	11/18/10	60-81	L	11-3-5	14-1-2	2-1-0	0-2-0	12-1-0	2-1-2	8-5-0
vs Washington	11-22-10	63-106	L	3-1-3	4-1-3	1-3-0	1-0-0	19-7-0	3-2-0	3-2-0
vs Oklahoma	11-23-10	74-56	w	5-5-6	10-0-3	2-2-0	4-1-0	8-2-1	7-1-0	11-5-2
vs Wichita State	11-24-10	58-70	L	10-3-5	0-0-0	0-0-0	2-2-0	9-4-1	0-1-0	11-5-0
at Minnesota	11/29/10	87-79	w	3-1-5	23-5-4	0-0-0	7-6-0	24-5-1	0-1-1	6-0-3

Opponent	Date	Score		23	24	25	32
				SCOTT,MIKE	HARRELL,KT	MITCHELL,A	ROGERS,THO
WILLIAM & MARY	11/12/10	76-52	w	18-9-0	13-5-1	0-1-1	0-0-0
USC UPSTATE	11/15/10	74-54	w	19-12-2	5-2-3	3-4-0	DNP
at Stanford	11/18/10	60-81	L	8-6-2	3-0-0	0-4-0	DNP
vs Washington	11-22-10	63-106	L	11-4-0	14-8-2	4-5-1	0-0-0
vs Oklahoma	11-23-10	74-56	w	27-15-2	0-0-0	DNP	DNP
vs Wichita State	11-24-10	58-70	L	16-10-3	10-1-0	0-0-0	DNP
at Minnesota	11/29/10	87-79	w	17-12-3	7-2-2	DNP	DNP

2010-11 Virginia Basketball
Virginia Team Game-by-Game Comparison (as of Nov 29, 2010)
All games

Opponent	1st	2nd	Score	Mar	Total FG	FG Pct	3-Pointers	3FG Pct	Free Throws	FT Pct	Rebounds	Assist	T/Over	Block	Steal	Fouls
WILLIAM & MARY	28/27	48/25	76-52	+24	28-56/18-48	.500/.375	12-23/7-26	.522/.269	8-11/9-16	.727/.563	37/27 +10	17/8	8/8	1/1	6/4	15/13
USC UPSTATE	31/28	43/26	74-54	+20	25-47/19-44	.532/.432	5-15/10-23	.333/.435	19-25/6-10	.760/.600	35/18 +17	13/13	12/13	1/2	6/7	14/19
Stanford	34/37	26/44	60-81	(21)	20-47/31-57	.426/.544	9-24/13-23	.375/.565	11-11/6-14	1000/.429	25/33 (8)	11/13	18/12	2/2	4/2	18/16
Washington	31/55	32/51	63-106	(43)	22-58/40-69	.379/.580	4-16/17-26	.250/.654	15-26/9-13	.577/.692	34/39 (5)	9/22	17/9	2/4	4/8	17/21
Oklahoma	40/25	34/31	74-56	+18	25-52/20-45	.481/.444	7-18/6-17	.389/.353	17-27/10-14	.630/.714	32/30 +2	14/9	9/17	1/5	8/3	16/18
Wichita State	31/35	27/35	58-70	(12)	22-51/22-52	.431/.423	6-13/8-16	.462/.500	8-13/18-22	.615/.818	29/36 (7)	9/15	10/10	2/3	4/6	20/16
Minnesota	29/39	58/40	87-79	+8	26-55/29-58	.473/.500	10-13/9-22	.769/.409	25-30/12-20	.833/.600	36/31 +5	19/15	11/11	1/7	5/7	18/22

Note: Game totals are displayed in the format TEAM/OPPONENT for each category

2010-11 Virginia Basketball
Virginia Game-by-Game Highs (as of Nov 29, 2010)
All games

Opponent	Date	Score	Points	Rebounds	Assists	Steals	Blocked shots
WILLIAM & MARY	11/12/10	76-52	19-Billy Baron	9-Mike Scott	7-Jontel Evans	2-Mustapha Farrakhan	1-Mike Scott
USC UPSTATE	11/15/10	74-54	19-Mike Scott	12-Mike Scott	3-KT Harrell Billy Baron	2-Billy Baron	1-Mustapha Farrakhan
at Stanford	11/18/10	60-81	14-Mustapha Farrakhan	6-Mike Scott	5-Jontel Evans	2-Jontel Evans	1-Mike Scott Will Regan
vs Washington	11-22-10	63-106	19-Joe Harris	8-KT Harrell	3-Mustapha Farrakhan Jontel Evans	2-Billy Baron	1-Assane Sene Akil Mitchell
vs Oklahoma	11-23-10	74-56	27-Mike Scott	15-Mike Scott	6-Jontel Evans	3-Jontel Evans	1-Assane Sene
vs Wichita State	11-24-10	58-70	16-Mike Scott	10-Mike Scott	5-Jontel Evans	1-Jontel Evans Mustapha Farrakhan Will Sherrill Joe Harris	1-Mustapha Farrakhan Will Sherrill
at Minnesota	11/29/10	87-79	24-Joe Harris	12-Mike Scott	5-Jontel Evans	3-Will Sherrill	1-Assane Sene

2010-11 Virginia Basketball
Virginia Team Game-by-Game (as of Nov 29, 2010)
All games

TEAM STATISTICS

Opponent	Date	Score		Total		3-Pointers		Free throws		Rebounds				pf	a	t/o	blk	stl	pts	avg
				fg-fga	pct	3fg-fga	pct	ft-fga	pct	off	def	tot	avg							
WILLIAM & MARY	11/12/10	76-52	W	28-56	.500	12-23	.522	8-11	.727	9	28	37	37.0	15	17	8	1	6	76	76.0
USC UPSTATE	11/15/10	74-54	W	25-47	.532	5-15	.333	19-25	.760	11	24	35	36.0	14	13	12	1	6	74	75.0
at Stanford	11/18/10	60-81	L	20-47	.426	9-24	.375	11-11	1.000	5	20	25	32.3	18	11	18	2	4	60	70.0
vs Washington	11-22-10	63-106	L	22-58	.379	4-16	.250	15-26	.577	13	21	34	32.8	17	9	17	2	4	63	68.2
vs Oklahoma	11-23-10	74-56	W	25-52	.481	7-18	.389	17-27	.630	9	23	32	32.6	16	14	9	1	8	74	69.4
vs Wichita State	11-24-10	58-70	L	22-51	.431	6-13	.462	8-13	.615	9	20	29	32.0	20	9	10	2	4	58	67.5
at Minnesota	11/29/10	87-79	W	26-55	.473	10-13	.769	25-30	.833	11	25	36	32.6	18	19	11	1	5	87	70.3
Virginia		492		168-366	.459	53-122	.434	103-143	.720	67	161	228	32.6	118	92	85	10	37	492	70.3
Opponents		498		179-373	.480	70-153	.458	70-109	.642	57	157	214	30.6	125	95	80	24	37	498	71.1

Games played: 7
Points/game: 70.3
FG Pct: 45.9
3FG Pct: 43.4
FT Pct: 72.0

Rebounds/game: 32.6
Assists/game: 13.1
Turnovers/game: 12.1
Assist/turnover ratio: 1.1
Steals/game: 5.3
Blocks/game: 1.4

2010-11 Virginia Basketball
Virginia Overall Team Statistics (as of Nov 29, 2010)
All games

TEAM STATISTICS	VA	OPP
SCORING	492	498
Points per game	70.3	71.1
Scoring margin	-0.9	-
FIELD GOALS-ATT	168-366	179-373
Field goal pct	.459	.480
3 POINT FG-ATT	53-122	70-153
3-point FG pct	.434	.458
3-pt FG made per game	7.6	10.0
FREE THROWS-ATT	103-143	70-109
Free throw pct	.720	.642
F-Throws made per game	14.7	10.0
REBOUNDS	228	214
Rebounds per game	32.6	30.6
Rebounding margin	+2.0	-
ASSISTS	92	95
Assists per game	13.1	13.6
TURNOVERS	85	80
Turnovers per game	12.1	11.4
Turnover margin	-0.7	-
Assist/turnover ratio	1.1	1.2
STEALS	37	37
Steals per game	5.3	5.3
BLOCKS	10	24
Blocks per game	1.4	3.4
WINNING STREAK	1	-
Home win streak	2	-
ATTENDANCE	17754	24603
Home games-Avg/Game	2-8877	2-8702
Neutral site-Avg/Game	-	3-2400

Score by Periods	1st	2nd	Totals
Virginia	224	268	492
Opponents	246	252	498

2010-11 Virginia Basketball
Virginia Season Box Score (as of Nov 29, 2010)
All games

RECORD:	OVERALL	HOME	AWAY	NEUTRAL
ALL GAMES	4-3	2-0	1-1	1-2
CONFERENCE	0-0	0-0	0-0	0-0
NON-CONFERENCE	4-3	2-0	1-1	1-2

##	Player	gp-gs	min	avg	Total			3-Point		F-Throw		Rebounds				pf	dq	a	to	blk	stl	pts	avg
					fg-fga	fg%	3fg-fga	3fg%	ft-fa	ft%	off	def	tot	avg									
23	Mike Scott	7-7	232	33.1	40-82	.488	0-0	.000	36-41	.878	23	45	68	9.7	14	0	12	13	2	2	116	16.6	
12	Joe Harris	7-5	185	26.4	31-56	.554	14-28	.500	6-6	1.000	8	17	25	3.6	16	0	7	13	0	4	82	11.7	
02	Mustapha Farrakhan	7-4	187	26.7	25-56	.446	10-27	.370	12-17	.706	2	10	12	1.7	13	0	15	14	2	6	72	10.3	
24	KT Harrell	7-5	149	21.3	16-42	.381	6-15	.400	14-23	.609	9	9	18	2.6	14	0	8	9	0	1	52	7.4	
01	Jontel Evans	7-7	207	29.6	18-39	.462	0-2	.000	12-21	.571	4	15	19	2.7	15	0	32	17	0	9	48	6.9	
15	Billy Baron	7-0	124	17.7	13-35	.371	10-26	.385	9-13	.692	0	9	9	1.3	5	0	9	4	0	5	45	6.4	
22	Will Sherrill	7-4	155	22.1	16-32	.500	12-22	.545	0-0	.000	3	21	24	3.4	13	0	7	6	1	7	44	6.3	
05	Assane Sene	7-3	85	12.1	3-9	.333	0-0	.000	12-15	.800	8	5	13	1.9	19	0	0	5	3	1	18	2.6	
25	Akil Mitchell	5-0	42	8.4	3-10	.300	0-1	.000	1-5	.200	2	12	14	2.8	5	0	2	1	1	1	7	1.4	
04	Will Regan	6-0	33	5.5	3-5	.600	1-1	1.000	1-2	.500	1	5	6	1.0	4	0	0	1	1	1	8	1.3	
32	Thomas Rogers	2-0	1	0.5	0-0	.000	0-0	.000	0-0	.000	0	0	0	0.0	0	0	0	0	0	0	0	0.0	
Team											7	13	20					2					
Total.....		7	1400		168-366	.459	53-122	.434	103-143	.720	67	161	228	32.6	118	0	92	85	10	37	492	70.3	
Opponents.....		7	1400		179-373	.480	70-153	.458	70-109	.642	57	157	214	30.6	125	-	95	80	24	37	498	71.1	

Score by Periods	1st	2nd	Totals
Virginia	224	268	492
Opponents	246	252	498