

# 2010-11 VIRGINIA MEN'S BASKETBALL GAME NOTES

**GAME**  
**#16**



**VIRGINIA CAVALIERS** (10-5, 1-0 ACC)

**vs. NORTH CAROLINA TAR HEELS** (10-4, 0-0 ACC)



**JANUARY 8, 2011 • JOHN PAUL JONES ARENA • CHARLOTTESVILLE, VA.**

**ACC NETWORK** Tim Brant, Dan Bonner  
**VIRGINIA SPORTS NETWORK** Dave Koehn, Cory Alexander

## TODAY'S GAME

- UVa faces North Carolina in its ACC home opener
- The game is the final game of an eight-game homestand for the Cavaliers
- Virginia looks to open the ACC season at 2-0 for the second consecutive season

## SERIES HISTORY

- UNC leads the series 124-49 (UNC leads 42-30 in Charlottesville)
- Virginia won the only meeting last season, a 75-60 win at the Smith Center
- The Cavaliers' win last season snapped a six-game Tar Heel win streak in the series
- North Carolina is the only ACC team undefeated at John Paul Jones Arena (2-0)

## LAST TIME OUT

- Virginia concluded its non-conference schedule with an 84-63 win over Howard
- The Cavaliers shot 66.7% (32-48) from the floor, tied for the fifth-highest percentage in school history and the highest since 1985
- Mustapha Farrakhan led UVa with a career-high 31 points (11-12 FG, 8-9 3FG)
- Jontel Evans had a career-high 10 assists

## HOT SHOOTING AGAINST HOWARD

- The Cavaliers had one of the best shooting performances in school history vs. Howard
- Virginia shot 66.7% (32-48) from the floor, tied for the fifth-highest percentage in school history and the highest since 1985
- Virginia's 16 3-pointers made are tied for the second most in school history
- UVa's 76.2% (16-21) shooting in the first half was its highest percentage in a half since shooting 78.3% (18-23) in the second half of a 91-59 win over Georgia Tech on Feb. 7, 1984
- UVa shot 50% or better in both halves of a game for the first time since last year's win at North Carolina
- Mustapha Farrakhan (8-9) and Joe Harris (5-6) became the first pair of Cavaliers to make at least five 3-pointers each in a game since Sean Singletary (5-10) and J.R. Reynolds (5-8) at NC State on Jan. 24, 2007
- Their 13 3-pointers was one shy of the school record for teammates in a game of 14 by Curtis Staples (9-12) and Harold Deane (5-11) against UNLV on Feb. 12, 1995

## PREVIOUS GAME'S STARTING LINEUP

|                                                                                                       |           |                           |            |                 |                |                |
|-------------------------------------------------------------------------------------------------------|-----------|---------------------------|------------|-----------------|----------------|----------------|
| <b>G</b>                                                                                              | <b>1</b>  | <b>Jontel Evans</b>       | <b>So.</b> | <b>5.3 ppg</b>  | <b>2.3 rpg</b> | <b>3.9 apg</b> |
| • Leads the team in assists (59) and steals (22)                                                      |           |                           |            |                 |                |                |
| <b>G</b>                                                                                              | <b>2</b>  | <b>Mustapha Farrakhan</b> | <b>Sr.</b> | <b>12.3 ppg</b> | <b>2.3 rpg</b> | <b>1.7 apg</b> |
| • Career-high 31 points (11-12 FG, 8-9 3FG) vs. Howard                                                |           |                           |            |                 |                |                |
| <b>C</b>                                                                                              | <b>5</b>  | <b>Assane Sene</b>        | <b>Jr.</b> | <b>2.7 ppg</b>  | <b>3.7 rbg</b> | <b>0.9 blk</b> |
| • Game-winning tip-in vs. Norfolk State                                                               |           |                           |            |                 |                |                |
| <b>F</b>                                                                                              | <b>22</b> | <b>Will Sherrill</b>      | <b>Sr.</b> | <b>5.6 ppg</b>  | <b>3.8 rbg</b> | <b>0.8 apg</b> |
| • Returned vs. Iowa St after missing five games due to a fractured right fibula suffered at Minnesota |           |                           |            |                 |                |                |
| <b>G</b>                                                                                              | <b>24</b> | <b>KT Harrell</b>         | <b>Fr.</b> | <b>10.3 ppg</b> | <b>2.5 rpg</b> | <b>0.7 apg</b> |
| • Shooting 54.5% (36-66) from the floor in the past seven games                                       |           |                           |            |                 |                |                |

## 2010-11 SCHEDULE/RESULTS

|                |                                               |                 |
|----------------|-----------------------------------------------|-----------------|
| <b>Nov. 6</b>  | <b>ROANOKE COLLEGE (ex)</b>                   | <b>W 82-50</b>  |
| <b>Nov. 12</b> | <b>WILLIAM &amp; MARY</b>                     | <b>W 76-52</b>  |
| <b>Nov. 15</b> | <b>USC UPSTATE</b>                            | <b>W 74-54</b>  |
| Nov. 18        | at Stanford [FSN]                             | L 60-81         |
| Nov. 22        | vs. #13 Washington <sup>1</sup> [ESPN2]       | L 63-106        |
| Nov. 23        | vs. Oklahoma <sup>1</sup> [ESPN2]             | W 74-56         |
| Nov. 24        | vs. Wichita State <sup>1</sup> [ESPNU]        | L 58-70         |
| Nov. 29        | at #15 Minnesota <sup>2</sup> [ESPN2]         | W 87-79         |
| Dec. 5         | at Virginia Tech* [FSN]                       | W 57-54         |
| <b>Dec. 7</b>  | <b>RADFORD</b>                                | <b>W 54-44</b>  |
| <b>Dec. 17</b> | <b>OREGON</b> [CSN]                           | <b>W 63-48</b>  |
| <b>Dec. 20</b> | <b>NORFOLK STATE</b>                          | <b>W 50-49</b>  |
| <b>Dec. 22</b> | <b>SEATTLE</b>                                | <b>L 53-59</b>  |
| <b>Dec. 30</b> | <b>IOWA STATE</b> [CSN]                       | <b>L 47-60</b>  |
| <b>Jan. 2</b>  | <b>LSU</b> [FSN]                              | <b>W 64-50</b>  |
| <b>Jan. 4</b>  | <b>HOWARD</b>                                 | <b>W 84-63</b>  |
| <b>Jan. 8</b>  | <b>NORTH CAROLINA*</b> [ACC]                  | <b>12:00 pm</b> |
| Jan. 15        | at Duke* [ESPN]                               | 2:00 pm         |
| Jan. 19        | at Boston College*                            | 7:00 pm         |
| <b>Jan. 22</b> | <b>GEORGIA TECH*</b> [ACC]                    | <b>12:00 pm</b> |
| <b>Jan. 27</b> | <b>MARYLAND*</b> [CSN]                        | <b>7:00 pm</b>  |
| Jan. 29        | at Wake Forest* [ACC]                         | 4:00 pm         |
| <b>Feb. 2</b>  | <b>CLEMSON*</b> [ESPNU]                       | <b>9:00 pm</b>  |
| Feb. 5         | at Miami*                                     | 2:00 pm         |
| Feb. 12        | at Florida State* [RSN]                       | 3:00 pm         |
| <b>Feb. 16</b> | <b>DUKE*</b> [ESPN or ESPN2]                  | <b>7:00 pm</b>  |
| <b>Feb. 19</b> | <b>VIRGINIA TECH*</b> [ACC <sup>split</sup> ] | <b>1:00 pm</b>  |
| Feb. 23        | at Georgia Tech* [ESPNU]                      | 7:00 pm         |
| <b>Feb. 26</b> | <b>BOSTON COLLEGE*</b> [RSN]                  | <b>12:00 pm</b> |
| <b>Mar. 1</b>  | <b>NC STATE*</b> [RSN]                        | <b>7:00 pm</b>  |
| Mar. 5         | at Maryland* [ACC]                            | 2:00 pm         |
| Mar. 10-13     | at ACC Tournament (Greensboro, N.C.)          |                 |

<sup>1</sup> EA Sports Maui Invitational (Lahaina, Maui, Hawaii)

<sup>2</sup> ACC/Big Ten Challenge

\* ACC game

[ACC] - ACC Network (formerly Raycom), [RSN] - Regional Sports Networks  
[CSN] - Comcast SportsNet Mid-Atlantic

Virginia Athletics Media Relations • 154 John Paul Jones Arena, PO Box 400853, Charlottesville, VA 22904 • Office: (434) 982-5500 • Fax: (434) 982-5525

**Rich Murray** (Primary Men's Basketball Contact)  
**Steve Kirkland** (Secondary Men's Basketball Contact)

Office: (434) 982-5530  
Office: (434) 982-5535

Cell: (434) 981-4942  
Cell: (434) 825-5241

Email: rmurray@virginia.edu  
Email: skirkland@virginia.edu

# 2010-11 VIRGINIA MEN'S BASKETBALL GAME NOTES

## RANKINGS (1/3)

### **ASSOCIATED PRESS**

|                    |      |
|--------------------|------|
| 1. Duke            | 13-0 |
| 2. Ohio State      | 14-0 |
| 3. Kansas          | 13-0 |
| 4. Syracuse        | 15-0 |
| 5. Pittsburgh      | 13-1 |
| 6. San Diego State | 15-0 |
| 7. Villanova       | 12-1 |
| 8. Connecticut     | 11-1 |
| 9. Missouri        | 13-1 |
| 10. Kentucky       | 11-2 |
| 11. Purdue         | 13-1 |
| 12. Texas          | 11-2 |
| 13. Georgetown     | 12-2 |
| 14. Notre Dame     | 12-2 |
| 15. BYU            | 14-1 |
| 16. Texas A&M      | 12-1 |
| 17. Kansas State   | 11-3 |
| 18. Michigan State | 9-4  |
| 19. UCF            | 13-0 |
| 20. Illinois       | 12-3 |
| 21. Memphis        | 11-2 |
| 22. Vanderbilt     | 11-2 |
| 23. Washington     | 10-3 |
| 24. Cincinnati     | 14-0 |
| 25. UNLV           | 12-2 |

Others receiving votes:

Louisville, **Minnesota**, Temple, Wisconsin, Baylor, Florida, Butler, **Wichita State**, **North Carolina**, Saint Mary's, Gonzaga, Arizona, Cleveland State, **Florida State**, Georgia.

### **ESPN/USA TODAY**

|                    |      |
|--------------------|------|
| 1. Duke            | 13-0 |
| 2. Ohio State      | 14-0 |
| 3. Kansas          | 13-0 |
| 4. Syracuse        | 15-0 |
| 5. Pittsburgh      | 13-1 |
| 6. San Diego State | 15-0 |
| 7. Villanova       | 12-1 |
| 8. Missouri        | 13-1 |
| 9. Connecticut     | 11-1 |
| 10. Purdue         | 13-1 |
| 11. Kentucky       | 11-2 |
| 12. Texas          | 11-2 |
| 13. Georgetown     | 12-2 |
| 14. BYU            | 14-1 |
| 15. Notre Dame     | 12-2 |
| 16. Texas A&M      | 12-1 |
| 17. Kansas State   | 11-3 |
| 18. UCF            | 13-0 |
| 19. Michigan State | 9-4  |
| 20. Illinois       | 12-3 |
| 21. Minnesota      | 11-3 |
| 22. Memphis        | 11-2 |
| 23. Louisville     | 11-2 |
| 24. Vanderbilt     | 11-2 |
| 25. Cincinnati     | 14-0 |

Others receiving votes:

Baylor, UNLV, **Washington**, Wisconsin, Temple, **Wichita State**, Saint Mary's, Gonzaga, Florida, Butler, Old Dominion, Utah State, **North Carolina**, Cleveland State, Arizona.

### **• 2010-11 Opponents**

## **70 IS A MAGIC NUMBER**

- Under Tony Bennett, Virginia is 16-1 when scoring at least 70 points
- The Cavaliers are 9-20 over the past two seasons when scoring under 70 points

## **LONG RANGE FIRING**

- The Cavaliers shot 64.0 percent (16-25) from 3-point range against Howard, marking the third time this season Virginia has shot over 50 percent from behind the arc
- UVA's 16 3-pointers vs. Howard is tied for the second most in school history
- Virginia shot 76.9 percent (10-13) from 3-point range in the win at Minnesota
- The 76.9 3-point percentage is a school record (minimum of 10 attempts)
- It is the highest percentage by an ACC team (minimum of 10 attempts) since Clemson shot 11-13 (84.6%) from 3-point range vs. North Carolina in 2004
- UVA shot 52.2 percent (12-23) from 3-point range against William & Mary

## **DEFENSE!!! DEFENSE!!!**

- Virginia held Radford, Oregon and Norfolk State under 50 points each
- It marked the first time the Cavaliers held three consecutive opponents under 50 points since the first three games of the 1948-49 season

## **HARRELL NAMED ACC ROOKIE OF THE WEEK**

- KT Harrell was named ACC Rookie of the Week on Dec. 20
- Harrell was honored after posting his first career 20-point game (20 pts) in the 63-48 win over Oregon on Dec. 17
- It was the first Rookie of the Week honor for a Cavalier since Sylvan Landesberg won the award six times in 2008-09

## **HARRIS AND FARRAKHAN SHOOT DOWN GOPHERS**

- Joe Harris (24 pts) and Mustapha Farrakhan (23 pts) led Virginia to the 87-79 win at #15 Minnesota
- It was the first time Virginia had two 20-point scorers in a road game since Jan. 24, 2007 at NC State (J.R. Reynolds-29, Sean Singletary-27)
- It was the first career 20-point game for both Farrakhan and Harris

## **WIN AT MINNESOTA WAS NOTABLE**

- Virginia's win at Minnesota in the ACC/Big Ten Challenge was notable for several reasons
- The No. 15 Gophers were the highest ranked opponent the Cavaliers defeated on the road since an 86-78 win at No. 8 Maryland on Feb. 6, 2003
- Virginia's 58 second half points were the most the Cavaliers have scored in a half since scoring 60 first half points in a 108-87 win over Gonzaga on Jan. 3, 2007
- The Cavaliers trailed by 13 points in the second half at Minnesota, the largest deficit they have overcome to win since rallying from 13 down to top Maryland 68-63 on Mar. 7, 2009
- UVA overcame a 10-point halftime deficit, the largest it has overcome in a win since trailing by 13 at the break in a 93-90 win over Arizona on Nov. 12, 2006 (first game at JPJA)
- It was the largest halftime deficit overcome by the Cavaliers on the road since rallying from a 21-point halftime deficit for a 91-88 2OT win at Duke on Jan. 14, 1995

## **SHARP-SHOOTING 'HOOS**

- Virginia shot 50% or better from the field in the first two games this season (50% vs. William & Mary, 53.2% vs. USC Upstate)
- It was the first time the Cavaliers have shot at least 50% from the field in consecutive games since 2004-05 (57.1% vs. Clemson, 50.9% at Virginia Tech)
- UVA has shot at least 50% in four games this season (W&M, USC Upstate, Oregon, Howard)

## **YOUNG CAVALIERS**

- Seven of Virginia's 13 players are first years
- The seven true freshmen are a program record, breaking the previous high of six in 1989-90 (Blair Ford, Chris Havlicek, Ted Jeffries, Terry Kirby, Doug Smith, Shawn Wilson) and 2004-05 (T.J. Bannister, Jason Cain, Gary Forbes, Donte Minter, Vince Redd and J.R. Reynolds)

# 2010-11 VIRGINIA MEN'S BASKETBALL GAME NOTES

## THEY CALL THEM FREE THROWS FOR A REASON

- Virginia went 11-11 from the free throw line at Stanford on Nov. 18
- It was the Cavaliers' first perfect game from the line since Feb. 28, 2009 vs. Wake (8-8)

## SPREADING THE WEALTH

- Virginia already has seven players with multiple double-figure scoring games this season
- Last year, the Cavaliers had just six players with multiple double-figure scoring games

## INJURED HOOS

- Three Cavaliers have missed games due to injury this season for a total of 17 man-games lost (Sammy Zeglinski - 7, Mike Scott - 5, Will Sherrill - 5)
- UVa had just five man-games lost due to injury in the previous two seasons combined
- Zeglinski missed the first seven games of the season after surgery involving cartilage in his left knee
- Sherrill missed five games after suffering a fractured fibula in his right leg at Minnesota
- Scott underwent arthroscopic surgery on his left ankle on Dec. 16 to remove loose pieces of cartilage and has missed five of the last six games

## SCOTT DOUBLING IT UP

- Mike Scott has 24 career double-doubles (ranks T-8th in UVa history)
- He had his sixth double-double of the season, and fifth consecutive double-double, vs. Radford (10 pts, 13 rebs)
- He is the first Cavalier with five consecutive double-doubles since Ralph Sampson in 1983

| UVa CAREER DOUBLE-DOUBLES    |           |
|------------------------------|-----------|
| Ralph Sampson (80-83)        | 84        |
| Travis Watson (00-03)        | 54        |
| Scott McCandlish (70-72)     | 29        |
| Norman Nolan (95-98)         | 26        |
| Norm Carmichael (67-69)      | 25        |
| Bill Gerry (69-71)           | 25        |
| Junior Burrough (92-95)      | 25        |
| Gus Gerard (73-74)           | 24        |
| <b>Mike Scott (08-pres.)</b> | <b>24</b> |

## SCOTT HONORED BY ACC

- Mike Scott was named ACC Player of the Week on Dec. 6
- The previous week he had a pair of double-doubles in two Cavalier road wins (17 pts and 12 rebs at #15 Minnesota; 21 pts and 13 rebs at Virginia Tech)
- It is the first ACC Player of the Week honor of Scott's career

## FIRST YEARS STEP UP IN SCOTT'S ABSENCE

- In the five games Mike Scott has missed to injury, first years Akil Mitchell and Will Regan have stepped up during their increased playing time
- In the games Scott has not played, the two freshmen are averaging a combined 6.8 pts and 6.4 rebs per game (compared to 1.2 pts and 2.7 rebs per game when Scott plays)

## HARRELL & HARRIS - THE FRESHMAN DUO

- First years KT Harrell and Joe Harris are averaging a combined 20.2 points per game this season
- The last time Virginia had a freshman duo combine for over 20 points per game was 1998-99 (Chris Williams - 16.8, Adam Hall - 10.8)

## ALREADY TOPPING LAST SEASON

- Two Cavaliers have already scored more points this season than they did last season: Jontel Evans - 80 (73 last season); Assane Sene - 40 (39 last season)
- Mustapha Farrakhan is 11 points shy of becoming the third Cavalier to accomplish the feat as he has 184 points this season (194 last season)
- Jontel Evans has 59 assists, one shy of the 60 he had his entire freshman season

## SENE-DING HIM TO THE LINE

- Assane Sene is shooting 70.0% (14-20) from the line this season
- Sene entered the season a career 43.6% (17-39) free throw shooter
- His 14 made free throws are already a career high for a season
- He went 7-8 from the line at Minnesota, setting career highs for FTs and FTAs in a game (previous highs were 2 FTs and 4 FTAs)

## DOUBLE TIME

### DOUBLE-DOUBLES

|            | 2010-11 | Career |
|------------|---------|--------|
| Mike Scott | 6       | 24     |

### DOUBLE-FIGURE SCORING GAMES

|                    | 2010-11 | Career |
|--------------------|---------|--------|
| Mike Scott         | 9       | 51     |
| Sammy Zeglinski    | 1       | 27     |
| Mustapha Farrakhan | 10      | 24     |
| KT Harrell         | 8       | 8      |
| Joe Harris         | 6       | 6      |
| Jontel Evans       | 3       | 3      |
| Will Sherrill      | 2       | 3      |
| Billy Baron        | 2       | 2      |

### 20-POINT SCORING GAMES

|                    | 2010-11 | Career |
|--------------------|---------|--------|
| Mike Scott         | 2       | 6      |
| Mustapha Farrakhan | 2       | 2      |
| KT Harrell         | 1       | 1      |
| Joe Harris         | 1       | 1      |
| Sammy Zeglinski    | —       | 2      |

### 30-POINT SCORING GAMES

|                    | 2010-11 | Career |
|--------------------|---------|--------|
| Mustapha Farrakhan | 1       | 1      |

### DOUBLE-FIGURE REBOUNDING GAMES

|             | 2010-11 | Career |
|-------------|---------|--------|
| Mike Scott  | 6       | 28     |
| Assane Sene | 1       | 6      |

### DOUBLE-FIGURE ASSIST GAMES

|              | 2010-11 | Career |
|--------------|---------|--------|
| Jontel Evans | 1       | 1      |

# 2010-11 VIRGINIA MEN'S BASKETBALL GAME NOTES

## ON THE LINE

### CONSECUTIVE MADE FREE THROWS

|           | Current | Season High | Career High |
|-----------|---------|-------------|-------------|
| Scott     | 4       | 20          | 20          |
| Sene      | 2       | 8           | 8           |
| Harris    | 1       | 8           | 8           |
| Harrell   | 1       | 5           | 5           |
| Zeglinski | 1       | 1           | 16          |
| Mitchell  | 1       | 1           | 1           |
| Farrakhan | 1       | 24          | 24          |
| Baron     | --      | 7           | 7           |
| Evans     | --      | 5           | 5           |
| Regan     | --      | 1           | 1           |
| Sherrill  | --      | --          | 4           |

### VIRGINIA'S CONSECUTIVE FREE THROW STREAKS OF 10 OR MORE THIS SEASON

|    |                    |             |
|----|--------------------|-------------|
| 24 | Mustapha Farrakhan | 12/5-1/2    |
| 20 | Mike Scott         | 11/12-11/23 |

\*active

### AND ONES\*

|           | 2010-11 | Career |
|-----------|---------|--------|
| Scott     | 5       | 13     |
| Harrell   | 3       | 3      |
| Sene      | 3       | 3      |
| Evans     | 2       | 2      |
| Harris    | 2       | 2      |
| Farrakhan | 1       | 6      |
| Zeglinski | 1       | 4 (1)  |

(#) - number of four-point plays

\*Times making a basket when fouled and making the ensuing free throw too

### LETS GET TROPICAL!!!

- Will Sherrill has three career double-figure scoring games, all coming outside the continental United States
- He scored a career-high 18 points last season against Cleveland State in Cancun
- This season, he scored 11 points against both Oklahoma and Wichita State in Maui

### FIRST-YEARS SHINE IN DEBUT

- The Cavalier first-years made an impact in their collegiate debut against William & Mary
- Billy Baron, KT Harrell, Will Regan, Joe Harris, Akil Mitchell and Thomas Rogers combined for 37 points and 10 rebounds against the Tribe
- It was the most points scored by Cavalier first-years in a season opener since 2003-04 when the Cavalier freshmen combined for 40 points against Mt. St. Mary's (Gary Forbes-21, Donte Minter-12, J.R. Reynolds-7)
- Baron (19 pts) and Harrell (13) were the first Virginia freshman duo to score in double figures in an opener since 2005-06 (Mamadi Diane 17, Lars Mikalauskas 14 vs. Liberty)

### CAVALIERS 11TH IN ACC PRESEASON POLL

- Virginia was selected 11th in the preseason poll at ACC Operation Basketball
- Reigning NCAA Champion Duke was the preseason favorite, followed by Virginia Tech, North Carolina, NC State, Florida State, Maryland, Clemson, Miami, Georgia Tech, Boston College, Virginia and Wake Forest

### JOHNSON TO REDSHIRT

- Freshman forward James Johnson is expected to redshirt this season
- Virginia head coach Tony Bennett indicated that after Virginia's game with William & Mary on Nov. 12

### AT JOHN PAUL JONES ARENA

- Virginia is 56-24 all-time at John Paul Jones Arena
- The Cavaliers are 7-2 at JPJA this season

### TRI-CAPTAINS NAMED

- Mustapha Farrakhan, Mike Scott and Will Sherrill are the tri-captains for the 2010-11 season
- The three players make up this year's senior class

### McKAY PARTICIPATING IN "SHOTS FROM THE HEART"

- Associate Head Coach Ritchie McKay is participating in "Shots from the Heart", a project designed to raise awareness for the growing problem of heart disease
- College basketball coaches are competing against one another in a free throw shooting tournament, which will benefit the American Heart Association
- The event also pays tribute to the late Skip Prosser who passed away on July 26, 2007 of a heart attack
- McKay defeated Charles Baker of Campbell in the first round and Greg Gary of Duquesne in the second round of the assistant coaches division
- In his second round match, McKay went a perfect 25-of-25 from the line
- He will play Ben Johnson of Northern Iowa in the round of 16

### THREE SIGN WITH VIRGINIA

- UVA signed three players to National Letters of Intent for the 2011 recruiting class
- The three players are 6-8 forward Darion Atkins of Clinton, Md.; 6-5 guard Malcolm Brogdon of Norcross, Ga.; and 6-7 wing Paul Jespersen of Merrill, Wisc.

### UP NEXT

- The Cavaliers hit the road for the first time in over a month as they visit top-ranked Duke on Jan. 15
- Game time at Cameron Indoor Stadium is 2 p.m.
- The game will be televised by ESPN

# 2010-11 VIRGINIA MEN'S BASKETBALL GAME NOTES

## 2010-11 VIRGINIA CAVALIERS

| No. | Player                                                                                                             | Pos. | Yr. | Ht.  | Hometown             | PPG  | RBG  | Other   | Minutes |
|-----|--------------------------------------------------------------------------------------------------------------------|------|-----|------|----------------------|------|------|---------|---------|
| 1   | Jontel Evans<br><i>• Leads the team in assists (59) and steals (22)</i>                                            | G    | So. | 5-11 | Hampton, Va.         | 5.3  | 2.3  | 3.9 apg | 27.2    |
| 2   | Mustapha Farrakhan ( <i>Moo-sta-fa Fair-uh-con</i> )<br><i>• Career-high 31 pts (11-12 FG, 8-9 3FG) vs. Howard</i> | G    | Sr. | 6-4  | Harvey, Ill.         | 12.3 | 2.3  | 1.7 apg | 28.5    |
| 4   | Will Regan ( <i>Ree-gan</i> )<br><i>• 2010 New York State Class A Player of the Year</i>                           | F    | Fr. | 6-8  | Williamsville, N.Y.  | 1.6  | 1.1  | 0.4 blk | 8.0     |
| 5   | Assane Sene ( <i>Uh-Sahn Sen</i> )<br><i>• 67 career blocks</i>                                                    | C    | Jr. | 7-0  | Saint-Louis, Senegal | 2.7  | 3.7  | 0.9 blk | 16.7    |
| 12  | Joe Harris<br><i>• Leads team with 27 3-pointers this season</i>                                                   | G    | Fr. | 6-6  | Chelan, Wash.        | 9.9  | 3.3  | 1.1 apg | 26.4    |
| 13  | Sammy Zeglinski ( <i>Zuh-glin-ski</i> )<br><i>• Made his 100th career 3-pointer vs. Norfolk State</i>              | G    | Jr. | 6-1  | Philadelphia, Pa.    | 4.8  | 2.5  | 1.9 apg | 19.0    |
| 15  | Billy Baron<br><i>• Scored 19 points vs. William &amp; Mary in collegiate debut</i>                                | G    | Fr. | 6-2  | E. Greenwich, R.I.   | 3.6  | 0.8  | 0.9 apg | 12.4    |
| 22  | Will Sherrill<br><i>• Had a career-high nine rebounds vs. Iowa State</i>                                           | F    | Sr. | 6-9  | New York, N.Y.       | 5.6  | 3.8  | 0.8 apg | 20.6    |
| 23  | Mike Scott<br><i>• Six double-doubles this season</i>                                                              | F    | Sr. | 6-8  | Chesapeake, Va.      | 15.9 | 10.2 | 1.6 apg | 33.7    |
| 24  | KT Harrell<br><i>• Career-high 20 points vs. Oregon</i>                                                            | G    | Fr. | 6-4  | Montgomery, Ala.     | 10.3 | 2.5  | 0.7 apg | 23.7    |
| 25  | Akil Mitchell ( <i>Ah-keel</i> )<br><i>• 2010 North Carolina Independent School Athletic Association All-State</i> | F    | Fr. | 6-8  | Charlotte, N.C.      | 2.2  | 3.3  | 0.8 apg | 13.5    |
| 32  | Thomas Rogers<br><i>• Joined the program as a walk-on</i>                                                          | G    | Fr. | 6-6  | Farmville, Va.       | 0.0  | 0.0  | --      | 1.5     |
| 34  | James Johnson<br><i>• Top 100 recruit by Scout.com and ESPNU, plans to redshirt this season</i>                    | F    | Fr. | 6-9  | Wildomar, Calif.     | --   | --   | --      | --      |

## HEAD COACH TONY BENNETT

### SECOND SEASON AT VIRGINIA

Alma Mater: Wisc.-Green Bay '92  
Hometown: Green Bay, Wisc.



### CAREER RECORD

|                     |       |           |
|---------------------|-------|-----------|
| at Virginia         | 25-21 | 2 seasons |
| at Washington State | 69-33 | 3 seasons |
| CAREER              | 94-54 | 5 seasons |

### VS. RANKED OPPONENTS (AP)

|                     |       |
|---------------------|-------|
| at Virginia         | 4-4   |
| at Washington State | 11-13 |
| CAREER              | 15-17 |

### AT VIRGINIA

- First coach in UVa history to win his first three ACC games

### AT WASHINGTON STATE

- 2007 National Coach of the Year
- Led the Cougars to the 2007 and 2008 NCAA Tournaments
- 2008 NCAA Sweet Sixteen
- Led WSU to the highest ranking in school history (No. 4)

### PLAYING CAREER

- Played for his father, Dick Bennett, at UWGB
- Two-time Mid-Continent Conference Player of the Year
- Finished career as the all-time leading scorer in conference history with 2,285 points
- Still the NCAA career 3-point percentage leader at 49.7 percent
- 1992 Frances Pomeroy Naismith Award (best senior player under six-feet tall)
- 1992 GTE Academic All-American of the Year
- Played three seasons in the NBA with Charlotte Hornets (1992-95)

### CURRENT DIVISION I HEAD COACHES WHO PLAYED IN THE NBA...

|                     |                        |
|---------------------|------------------------|
| Steve Alford        | New Mexico             |
| Jerome Allen        | Penn                   |
| <b>Tony Bennett</b> | <b>Virginia</b>        |
| Johnny Dawkins      | Stanford               |
| Billy Donovan       | Florida                |
| Fred Hoiberg        | Iowa State             |
| Jeff Lebo           | East Carolina          |
| Jim Les             | Bradley                |
| Sidney Lowe         | NC State               |
| Mark Macon          | Binghamton             |
| Cuonzo Martin       | Missouri State         |
| Lorenzo Romar       | Washington             |
| Larry Smith         | Alcorn State           |
| Isiah Thomas        | Florida International  |
| Brooks Thompson     | UTSA                   |
| Rex Walters         | San Francisco          |
| Corliss Williamson  | Central Arkansas       |
| Sean Woods          | Mississippi Valley St. |

# 2010-11 VIRGINIA MEN'S BASKETBALL GAME NOTES

## THE LAST TIME ...

### VIRGINIA INDIVIDUALS

- **Scored 30 points:** Mustapha Farrakhan (31) vs. Howard (1/4/11)
- **Scored 40 points:** Sean Singletary (41) at Miami (3/1/08)
- **Two players with 20 points:** Joe Harris (24) and Mustapha Farrakhan (23) at Minnesota (11/29/10)
- **Three players with 20 points:** Chris Williams (27), Roger Mason, Jr. (22) and Donald Hand (20) vs. Duke (1/5/00)
- **Four players with 20 points:** Chris Williams (23), Donald Hand (22), Adam Hall (21), and Travis Watson (20) vs. Georgetown (3/15/00)
- **A player with back-to-back 25-point games:** Sylvan Landesberg, 26 at Georgia Tech (12/28/08), 25 vs. Xavier (1/3/09)
- **One player scored in double figures:** Mustapha Farrakhan (18) vs. Norfolk State (12/20/10)
- **Five players scored in double figures:** Sammy Zeglinski (21), Jeff Jones (14), Jerome Meyinsse (12), Mike Scott (11), Mustapha Farrakhan (10), vs. Boston College (3/11/10)
- **Six players scored in double figures:** Sean Singletary (27), Adrian Joseph (13), Jamil Tucker (13), Mamadi Diane (12), Calvin Baker (11), Laurynas Mikalauskas (11), vs. Maryland (3/9/08)
- **Seven players scored in double figures:** Cornel Parker (20), Junior Burrough (15), Ted Jeffries (14), Cory Alexander (13), Jason Williford (12), Yuri Barnes (11) and Doug Smith (11) vs. Clemson (1/13/93)
- **Had 15 rebounds:** Mike Scott (15) vs. Oklahoma (11/23/10)
- **Had 20 rebounds:** Travis Watson (20) vs. Wofford (1/2/03)
- **Had 25 rebounds:** Bob Mortell (25) vs. Washington & Lee (2/27/60)
- **Two players with 10 rebounds:** Sylvan Landesberg (11) and Mike Scott (10) at Maryland (1/20/09)
- **Three players with 10 rebounds:** Yuri Barnes (13), Jason Williford (12) and Junior Burrough (11) vs. Rice (12/4/93)
- **Double-Double:** Mike Scott (10 pts, 13 rebs) vs. Radford (12/7/10)
- **Two players had a double-double:** Adrian Joseph (23 pts, 11 rebs) and Mike Scott (10 pts, 13 rebs) at Penn (11/23/07)
- **Three players had a double-double:** Jason Williford (10 pts, 15 rebs), Ted Jeffries (23 pts, 10 rebs), and Cornel Parker (11 pts, 11 rebs) at William & Mary (1/25/93)
- **Double-Double with points and assists:** Sean Singletary (22 pts, 10 assts) vs. Old Dominion (3/24/08)
- **Triple-Double:** Ralph Sampson (15 pts, 22 rebs, 10 blks) vs. Old Dominion (12/29/79)
- **Four Double-Doubles in a row:** Mike Scott [5 in a row] (27 pts, 15 rebs) vs. Oklahoma (11/23/10), (16 pts, 10 rebs) vs. Wichita State (11/24/10), (17 pts, 12 rebs) at Minnesota (11/29/10), (21 pts, 13 rebs) at Virginia Tech (12/5/10), (10 pts, 13 rebs) vs. Radford (12/7/10)
- **20 points and 20 rebounds:** Travis Watson (21 pts, 20 rebs) vs. Wofford (1/2/03)
- **10 assists:** Jontel Evans (10) vs. Howard (1/4/11)
- **5 Blocked Shots:** Assane Sene (5) vs. Hampton (12/23/09)
- **5 Steals:** Sammy Zeglinski (5) vs. Florida State (1/24/09)
- **Led UVA in Points, Rebounds and Assists:** Sylvan Landesberg (22 pts, 6 rebs, 5 assts) vs. Georgia Tech (1/13/10)
- **Hit a last second shot to win a game:** Sean Singletary vs. Duke (2/1/07) [jumper with one second in OT]; J.R. Reynolds vs. Loyola Marymount (12/23/04) [layup with 1.5 seconds in regulation]
- **Played every minute:** Sylvan Landesberg (45) vs. Clemson (2/15/09)
- **Played 40 or more minutes:** Sammy Zeglinski (40) and Mike Scott (40) vs. Virginia Tech (1/28/10)

### VIRGINIA TEAM

- **Won in Overtime:** vs. Clemson, 85-81 (2/15/09)
- **Lost in Overtime:** vs. Wake Forest, 61-64 (2/6/10)
- **Played Two Overtimes:** vs. Maryland, L 89-92 (2/19/05)
- **Played Three Overtimes:** vs. Georgetown, L 111-115 (3/15/00)
- **Shot 70 percent for a Half:** 76.2% (16-21) vs. Howard 1st Half (1/4/11)
- **Shot 60 percent in a Game:** 66.7% (32-48) vs. Howard (1/4/11)
- **Shot less than 30 percent in a Game:** 27.7% (13-47) vs. Radford (12/7/10)
- **Shot 90 percent from the free throw line:** 100.0 % (11-11) at Stanford (11/18/10)
- **Shot 50 percent from 3-point line:** 64.0% (16-25) vs. Howard (1/4/11)
- **Shot less than 30 percent in a half:** 20.0% (6-30) in 1st Half vs. Iowa State (12/30/10)
- **Shot less than 20 percent in a half:** 16.7% (4-24) in 2nd Half vs. Radford (12/7/10)
- **Shot 55 percent or better and lost:** 56.9% (29-51) vs. Duke (3/14/03)
- **Attempted 50 FTs:** 52 (made 34) vs. Howard (12/12/94)
- **Made 30 FTs:** 31 (36 att.) vs. Tennessee (3/18/07)
- **Made 10 3-pt FGs:** 16 vs. Howard (1/4/11)
- **Failed to make a 3-pt FG:** at Georgia Tech (12/4/05)
- **Had 50 rebounds:** 50 vs. North Carolina (1/15/09)
- **Had 25 assists:** 27 vs. Howard (11/21/01)
- **Had 15 steals:** 16 vs. NC State (2/24/08)
- **Had 10 blocks:** 10 at Virginia Tech (1/10/09)
- **Scored 50 pts in a half:** 58 at Minnesota, 2nd half (11/29/10)
- **Scored 60 pts in a half:** 60 vs. Gonzaga, 1st half (1/3/07)
- **Scored 70 pts in a half:** 70 vs. Coastal Carolina, 2nd half (11/20/00)
- **Scored 100 pts (ACC):** 103 vs. Maryland (1/16/07)
- **Scored 100 pts (non-conf):** 107 vs. VMI (1/16/08)
- **Scored under 20 pts in 1st half:** 15 vs. Iowa St (12/30/10)
- **Scored under 20 pts in 2nd half:** 19 vs. Duke (3/12/10)
- **Scored under 50 pts in a game:** 47 vs. Iowa St (12/30/10)

### OPPONENT INDIVIDUALS

- **Scored 30 points:** Greivis Vasquez (30), Maryland (2/15/10)
- **Scored 35 points:** J.J. Redick (40), Duke (1/28/06)
- **Scored 40 points:** J.J. Redick (40), Duke (1/28/06)
- **Scored 50 points:** Len Chappell (50), Wake (2/12/62)
- **Two players with 20 points:** Kyle Singler (21) and Jon Scheyer (20), Duke (2/28/10)
- **Three players with 20 points:** Seth Curry (26), Kyle Ohman (26), Anthony Smith (21), Liberty (11/25/08)
- **Two players with 30 points:** Trevor Powell (31) and Tony Smith (31), Marquette (2/3/90)
- **Five players scored in double figures:** Isaiah Thomas (18), C.J. Wilcox (17), Abdul Gaddy (12), Terrence Ross (12), Justin Holiday (11), Washington (11/22/10)
- **Six players scored in double figures:** Chris Paul (21), Justin Gray (17), Eric Williams (15), Jamaal Levy (12), Taron Downey (11) and Vytas Danelius (10), Wake Forest (1/2/05)
- **Seven players scored in double figures:** Stanley Burrell (15), Drew Lavender (13), C.J. Anderson (12), B.J. Raymond (12), Josh Duncan (11), Charles Bronson (11), and Jason Love (10), at Xavier (1/3/08)
- **Double-Double:** Aaron Broussard (15 pts, 10 rebs), Seattle (12/22/10)
- **Double-Double with points and assists:** Eric Hayes (10 pts, 11 assts), at Maryland (1/20/09)

- **Two players had a double-double:** Donte Green (20 pts, 10 rebs) and Paul Harris (10 pts, 14 rebs), Syracuse (12/5/07)
- **Had 15 rebounds:** Trevor Booker (15), at Clemson (3/3/09)
- **Had 20 rebounds:** Tim Duncan (23), Wake (2/22/97)
- **Had 10 assists:** Eric Hayes (11), at Maryland (1/20/09)
- **5 Blocked Shots:** Trevor Mbakwe (5), at Minnesota (11/29/10)
- **5 Steals:** Justin Holiday (6), Washington (11/22/10)
- **Hit a last second shot to win a game:** Deron Washington of Virginia Tech (1/16/08) [0.0 seconds in overtime]

### OPPONENT TEAM

- **Shot less than 30 percent in a Game:** 27.1% (13-48) NJIT (12/21/09)
- **Shot less than 30 percent in a Game (ACC):** 29.0% (20-69), Wake Forest (2/24/96)
- **Shot 60 percent in a Game:** 63.8% (37-58), at Xavier (1/3/08)
- **Shot 55 percent or better and lost:** 55.3% (26-47), Cleveland State (11/25/09)
- **Scored 100 pts:** 106, Washington (11/22/10)
- **Scored 60 pts in a half:** 60, at Miami, 2nd half (3/1/08)
- **Scored under 20 pts in 1st half:** 19, Radford (12/7/10)
- **Scored under 20 pts in 2nd half:** 19, NC State (2/3/10)
- **Scored under 50 pts in a game:** 49, Norfolk St (12/20/10)
- **Had 25 assists:** 27, at Xavier (1/3/08)
- **Had 15 steals:** 15, VMI (11/16/08)
- **Had 10 blocks:** 10 vs. North Carolina (1/15/09)
- **Failed to make a 3-pt FG:** vs. Arizona State (11/27/99)

## JOHN PAUL JONES ARENA RECORDS

### **VIRGINIA PLAYERS**

|                              |                                                                                                                |
|------------------------------|----------------------------------------------------------------------------------------------------------------|
| <b>Points:</b>               | 40, J.R. Reynolds<br>vs. Wake Forest, 1/21/07                                                                  |
| <b>Most 1st Half Points:</b> | 23, Sean Singletary<br>vs. Virginia Tech, 1/16/08                                                              |
| <b>Most 2nd Half Points:</b> | 26, Sylvan Landesberg<br>vs. Boston College, 2/4/09                                                            |
| <b>Rebounds:</b>             | 18, Mike Scott<br>vs. VMI, 11/16/08                                                                            |
| <b>Field Goals:</b>          | 13, Sylvan Landesberg<br>vs. Boston College, 2/4/09                                                            |
| <b>Field Goal Attempts:</b>  | 23, Sylvan Landesberg<br>vs. Boston College, 2/4/09                                                            |
| <b>Field Goal Pct.:</b>      | 1.000 (6-6), Sammy Zeglinski<br>vs. Clemson, 2/15/09                                                           |
| <b>3-Point Field Goals:</b>  | 8, Mustapha Farrakhan<br>vs. Howard, 1/4/11                                                                    |
| <b>3-Point FG Attempts:</b>  | 12, Sean Singletary<br>vs. Gonzaga, 1/3/07<br>12, Sean Singletary<br>vs. Georgia Tech, 2/24/07                 |
| <b>3-Point FG Pct.:</b>      | 1.000 (3-3), Sammy Zeglinski<br>vs. Clemson, 2/15/09<br>(3-3), KT Harrell<br>vs. Radford, 12/7/10              |
| <b>Free Throws Made:</b>     | 14, Sean Singletary<br>vs. Hampton, 12/16/06<br>14, Sylvan Landesberg<br>vs. Florida State, 1/24/09            |
| <b>Free Throw Attempts:</b>  | 16, Sean Singletary<br>vs. Hampton, 12/16/06                                                                   |
| <b>FT Pct.:</b>              | 1.000 (14-14), Sylvan Landesberg<br>vs. Florida State, 1/24/09                                                 |
| <b>Assists:</b>              | 10, three times by Sean Singletary<br>last vs. Old Dominion, 3/24/08<br>10, Jontel Evans<br>vs. Howard, 1/4/11 |
| <b>Steals:</b>               | 7, Sean Singletary<br>vs. NC State, 2/24/08                                                                    |
| <b>Blocks:</b>               | 5, Assane Sene<br>vs. Hampton, 12/23/09                                                                        |

### **VIRGINIA TEAM**

|                           |                                                      |
|---------------------------|------------------------------------------------------|
| <b>Most Points:</b>       | 108 vs. Gonzaga, 1/3/07                              |
| <b>Fewest Points:</b>     | 47 vs. Iowa State, 12/30/10                          |
| <b>Most 1st Half:</b>     | 60 vs. Gonzaga, 1/3/07                               |
| <b>Fewest 1st Half:</b>   | 15, vs. Iowa State, 12/30/10                         |
| <b>Most 2nd Half:</b>     | 57 vs. Arizona, 11/12/06                             |
| <b>Fewest 2nd Half:</b>   | 21 vs. Wake Forest, 2/6/10                           |
| <b>Rebounds:</b>          | 54 vs. UMES, 11/26/06                                |
| <b>Field Goals:</b>       | 43 vs. VMI, 11/16/08                                 |
| <b>Field Goal Attps.:</b> | 82 vs. UNC, 1/15/09                                  |
| <b>Field Goal Pct.:</b>   | .667 (32-48)<br>vs. Howard, 1/4/11                   |
| <b>3-Pt. FG:</b>          | 18 vs. Gonzaga, 1/3/07                               |
| <b>3-Pt. FG Attempts:</b> | 36 vs. Georgia Tech,<br>1/27/08                      |
| <b>3-Point FG Pct.:</b>   | .640 (16-25)<br>vs. Howard, 1/4/11                   |
| <b>Free Throws:</b>       | 39 vs. Maryland, 1/16/07                             |
| <b>FT Attempted:</b>      | 49 vs. Maryland, 1/16/07                             |
| <b>Free Throw Pct.:</b>   | 1.000 (8-8)<br>vs. Wake Forest, 2/28/09              |
| <b>Assists:</b>           | 24 vs. Howard, 11/14/07<br>24 vs. VMI, 11/16/08      |
| <b>Steals:</b>            | 16 vs. NC State, 2/24/08                             |
| <b>Blocks:</b>            | 12 vs. Longwood, 2/13/07                             |
| <b>Most Turnovers:</b>    | 21 vs. Longwood, 12/7/07<br>21 vs. Hampton, 12/19/07 |
| <b>Fewest Turnovers:</b>  | 6 vs. Boston Coll., 1/19/08                          |

### **OPPONENT PLAYERS**

|                              |                                                                                                    |
|------------------------------|----------------------------------------------------------------------------------------------------|
| <b>Points:</b>               | 32, K.C. Rivers<br>Clemson, 2/7/08<br>32, Talor Battle<br>Penn State, 11/30/09                     |
| <b>Most 1st Half Points:</b> | 17, four times<br>Last by Elijah Millsap<br>UAB, 12/30/09                                          |
| <b>Most 2nd Half Points:</b> | 28, Talor Battle<br>Penn State, 11/30/09                                                           |
| <b>Rebounds:</b>             | 16, Al Thornton<br>Florida State, 2/17/07                                                          |
| <b>Field Goals:</b>          | 13, Elijah Millsap<br>UAB, 12/30/09                                                                |
| <b>Field Goal Attempts:</b>  | 24, Malcolm Delaney<br>Virginia Tech, 1/28/10                                                      |
| <b>Field Goal Pct.:</b>      | .875 (7-8), Ahmed Grant<br>UNC Wilmington, (1/18/10)                                               |
| <b>3-Point Field Goals:</b>  | 8, K.C. Rivers<br>Clemson, 2/7/08                                                                  |
| <b>3-Pt. FG Attempts:</b>    | 12, Jeremy Crouch<br>Bradley, 3/26/08                                                              |
| <b>3-Pt. FG Pct.:</b>        | 1.000 (5-5), Tony Dukes<br>USC Upstate, 11/15/10                                                   |
| <b>Free Throws Made:</b>     | 15, Tyler Hansbrough<br>North Carolina, 1/15/09                                                    |
| <b>FT Attempted:</b>         | 17, Tyler Hansbrough<br>North Carolina, 1/15/09                                                    |
| <b>FT Pct.:</b>              | 1.000 (8-8), Tyrese Rice<br>Boston College, 2/4/09<br>1.000 (8-8), Sean Mosley<br>Maryland, 3/6/10 |
| <b>Assists:</b>              | 11, Cliff Hammonds<br>Clemson, 2/7/08                                                              |
| <b>Steals:</b>               | 5, Jon Scheyer<br>Duke, 2/28/10                                                                    |
| <b>Blocks:</b>               | 6, Eric Hall<br>Radford, 11/21/08                                                                  |

### **OPPONENT TEAM**

|                           |                                                       |
|---------------------------|-------------------------------------------------------|
| <b>Most Points:</b>       | 97, VMI, 11/16/08                                     |
| <b>Fewest Points:</b>     | 37, NJIT, 12/21/09                                    |
| <b>Most 1st Half:</b>     | 50, North Carolina, 1/15/09                           |
| <b>Fewest 1st Half:</b>   | 18, NC State, 2/24/08                                 |
| <b>Most 2nd Half:</b>     | 61, Gonzaga, 1/3/07                                   |
| <b>Fewest 2nd Half:</b>   | 18, NJIT, 12/21/09                                    |
| <b>Rebounds:</b>          | 47, Virginia Tech, 1/16/08<br>North Carolina, 1/15/09 |
| <b>Field Goals:</b>       | 37, VMI, 11/16/08                                     |
| <b>Field Goal Attps.:</b> | 79, VMI, 11/16/08                                     |
| <b>Field Goal Pct.:</b>   | .566 (30-53)<br>Liberty, 11/25/08                     |
| <b>3-Pt. FG:</b>          | 16, Clemson, 2/7/08                                   |
| <b>3-Pt. FG Attempts:</b> | 39, Hartford, 12/30/07                                |
| <b>3-Point FG Pct.:</b>   | .615 (16-26)<br>Clemson, (2/7/08)                     |
| <b>Free Throws:</b>       | 26, Boston College, 2/4/09                            |
| <b>FT Attempted:</b>      | 31, Boston College, 2/4/09                            |
| <b>Free Throw Pct.:</b>   | .944 (17-18)<br>American, 12/28/06                    |
| <b>Assists:</b>           | 22, Clemson, 2/7/08                                   |
| <b>Steals:</b>            | 15, VMI, 11/16/08                                     |
| <b>Blocks:</b>            | 10, Radford, 11/21/08<br>North Carolina, 1/15/09      |
| <b>Most Turnovers:</b>    | 25, NC State, 2/24/08                                 |
| <b>Fewest Turnovers:</b>  | 6, Miami, 2/3/07                                      |

### **RECORD AT JPJA**

2006-07 to present      80 games ..... 56-24

### **LONGEST WIN STREAK**

**12 games**  
from 1/16/07 vs. Maryland  
through 11/27/07 vs. Northwestern

### **LONGEST LOSING STREAK**

**4 games**  
from 2/6/10 vs. Wake Forest  
through 3/6/10 vs. Maryland

### **MISCELLANEOUS**


|                                         |                                                     |
|-----------------------------------------|-----------------------------------------------------|
| <b>Biggest Comeback:</b>                | 19 points<br>vs. Arizona, 11/12/06                  |
| <b>Biggest Lead Given up in a Loss:</b> | 14 points<br>vs. Bradley, 3/26/08                   |
| <b>Largest Lead:</b>                    | 45 points<br>vs. Northwestern, 11/27/07             |
| <b>Biggest Deficit:</b>                 | 38 points<br>vs. Clemson, 2/7/08                    |
| <b>Largest Margin of Victory:</b>       | 42 points,<br>vs. Northwestern, 11/27/07            |
| <b>Largest Margin of Defeat:</b>        | 31 points,<br>vs. Clemson, 2/7/08                   |
| <b>Overtime Games (Record):</b>         | 6 (2-4)<br>Last: 61-64 loss vs. Wake Forest, 2/6/10 |





# BILLY BARON

# #15



Freshman • Guard • 6-2 • 192 • East Greenwich, R.I. • Worcester Academy

## 2010-11 SEASON:

- Had three points vs. Iowa State
- Had three points vs. Norfolk State
- Had seven points vs. Oklahoma
- Had 14 points, three rebounds, three assists and two steals vs. USC Upstate
- Had 19 points vs. William & Mary in his collegiate debut
- Against W&M shot 5-6 from behind the arc (his .833 3FG% was the highest by a Cavalier player in a game (min 5 att.) since Mamadi Diane went 5-6 vs. Arizona on Nov. 12, 2006)
- Had six points and four assists in the exhibition game vs. Roanoke College

## SINGLE GAME BESTS

### POINTS

Season: 19 vs. W&M (11/12/10)  
 Career: 19 vs. W&M (11/12/10)  
 ACC: --

### REBOUNDS

Season: 3 vs. USC Upstate (11/15/10)  
 Career: 3 vs. USC Upstate (11/15/10)  
 ACC: --

### FG MADE

Season: 6 vs. W&M (11/12/10)  
 Career: 6 vs. W&M (11/12/10)  
 ACC: --

### FG ATTEMPTS

Season: 8 vs. W&M (11/12/10)  
 Career: 8 vs. W&M (11/12/10)  
 ACC: 1 at Virginia Tech (12/5/10)

### 3 PT FG MADE

Season: 5 vs. W&M (11/12/10)  
 Career: 5 vs. W&M (11/12/10)  
 ACC: --

### 3 PT FG ATTEMPTS

Season: 6 vs. W&M (11/12/10), vs. Wash (11/22/10)  
 Career: 6 vs. W&M (11/12/10), vs. Wash (11/22/10)  
 ACC: 1 at Virginia Tech (12/5/10)

### FT MADE

Season: 6 vs. USC Upstate (11/15/10)  
 Career: 6 vs. USC Upstate (11/15/10)  
 ACC: --

### FT ATTEMPTS

Season: 7 vs. USC Upstate (11/15/10)  
 Career: 7 vs. USC Upstate (11/15/10)  
 ACC: --

### ASSISTS

Season: 3 vs. W&M (11/12/10), Upstate (11/15/10)  
 Career: 3 vs. W&M (11/12/10), Upstate (11/15/10)  
 ACC: --

### TURNOVERS

Season: 2 at Minnesota (11/29/10)  
 Career: 2 at Minnesota (11/29/10)  
 ACC: --

### BLOCKS

Season: --  
 Career: --  
 ACC: --

### STEALS

Season: 2 vs. Upstate (11/15/10), Wash (11/22/10)  
 Career: 2 vs. Upstate (11/15/10), Wash (11/22/10)  
 ACC: --

### MINUTES

Season: 25 vs. USC Upstate (11/15/10)  
 Career: 25 vs. USC Upstate (11/15/10)  
 ACC: 3 at Virginia Tech (12/5/10)

## 2010-11 GAME-BY-GAME:

| Opponent         | GP-GS | FG-FGA | 3FG-3FGA | FT-FTA | Off-Def | Total | A | TO | Blk | Stl | PF | Min | Pts |
|------------------|-------|--------|----------|--------|---------|-------|---|----|-----|-----|----|-----|-----|
| W&M              | 1-0   | 6-8    | 5-6      | 2-2    | 0-0     | 0     | 3 | 0  | 0   | 1   | 1  | 21  | 19  |
| USC Upstate      | 2-0   | 3-4    | 2-3      | 6-7    | 0-3     | 3     | 3 | 0  | 0   | 2   | 2  | 25  | 14  |
| at Stanford      | 3-0   | 1-5    | 0-4      | 0-0    | 0-1     | 1     | 2 | 1  | 0   | 0   | 0  | 23  | 2   |
| vs. Washington   | 4-0   | 1-7    | 1-6      | 0-0    | 0-2     | 2     | 0 | 0  | 0   | 2   | 1  | 21  | 3   |
| vs. Oklahoma     | 5-0   | 2-6    | 2-5      | 1-4    | 0-1     | 1     | 0 | 1  | 0   | 0   | 0  | 16  | 7   |
| vs. Wichita St   | 6-0   | 0-3    | 0-2      | 0-0    | 0-1     | 1     | 0 | 0  | 0   | 0   | 0  | 11  | 0   |
| at Minnesota     | 7-0   | 0-2    | 0-0      | 0-0    | 0-1     | 1     | 1 | 2  | 0   | 0   | 1  | 7   | 0   |
| at Virginia Tech | 8-0   | 0-1    | 0-1      | 0-0    | 0-0     | 0     | 0 | 0  | 0   | 0   | 0  | 3   | 0   |
| Radford          | 9-0   | 0-1    | 0-1      | 0-0    | 0-0     | 0     | 1 | 0  | 0   | 0   | 0  | 6   | 0   |
| Oregon           | 10-0  | 0-0    | 0-0      | 0-0    | 0-0     | 0     | 0 | 0  | 0   | 0   | 0  | 1   | 0   |
| Norfolk St       | 11-0  | 1-1    | 1-1      | 0-0    | 0-0     | 0     | 0 | 1  | 0   | 0   | 0  | 6   | 3   |
| Seattle          | 12-0  | 0-1    | 0-1      | 0-0    | 0-0     | 0     | 0 | 0  | 0   | 0   | 0  | 1   | 0   |
| Iowa State       | 13-0  | 1-6    | 1-5      | 0-0    | 0-2     | 2     | 1 | 1  | 0   | 1   | 2  | 20  | 3   |
| LSU              | DNP   |        |          |        |         |       |   |    |     |     |    |     |     |
| Howard           | 14-0  | 0-1    | 0-1      | 0-0    | 0-0     | 0     | 2 | 0  | 0   | 0   | 2  | 13  | 0   |


## CAREER STATISTICS

| Year    | G-GS | Min-Avg. | FG-FGA | Pct. | 3FG-3FGA | Pct. | FT-FTA | Pct. | Off-Def. | Reb-Avg. | PF-DQ | Ast | TO | Blk | Stl | Pts-Avg |
|---------|------|----------|--------|------|----------|------|--------|------|----------|----------|-------|-----|----|-----|-----|---------|
| 2010-11 | 14-0 | 174-12.4 | 15-46  | .326 | 12-36    | .333 | 9-13   | .692 | 0-11     | 11-0.8   | 9-0   | 13  | 6  | 0   | 6   | 51-3.6  |
| ACC     | 1-0  | 3-3.0    | 0-1    | .000 | 0-1      | .000 | 0-0    | .000 | 0-0      | 0-0.0    | 0-0   | 0   | 0  | 0   | 0   | 0-0.0   |
| CAREER  | 14-0 | 174-12.4 | 15-46  | .326 | 12-36    | .333 | 9-13   | .692 | 0-11     | 11-0.8   | 9-0   | 13  | 6  | 0   | 6   | 51-3.6  |
| ACC     | 1-0  | 3-3.0    | 0-1    | .000 | 0-1      | .000 | 0-0    | .000 | 0-0      | 0-0.0    | 0-0   | 0   | 0  | 0   | 0   | 0-0.0   |

# JONTELEEVANS

Sophomore • Guard • 5-11 • 190 • Hampton, Va. • Bethel

#1



## 2010-11 SEASON:

- Had a career-high 10 assists and tied a career high with three steals vs. Howard (became the first Cavalier to have 10 assists in a game since Sean Singletary vs. ODU in 2008)
- Had eight points, six assists, four rebounds, three steals and no turnovers vs. LSU
- Had seven points vs. Oregon
- Tied a career high with three steals vs. Radford
- Had 10 points and five assists vs. Wichita State
- Had five points, five rebounds, six assists, three steals and no turnovers vs. Oklahoma
- Scored a career-high 11 points at Stanford, playing a career-high 37 minutes
- Had 10 points vs. USC Upstate
- Had six points and seven assists vs. William & Mary
- Had seven points and six rebounds in the exhibition vs. Roanoke College

## SINGLE GAME BESTS

### POINTS

Season: 11 at Stanford (11/18/10)  
 Career: 11 at Stanford (11/18/10)  
 ACC: 6 at Maryland (2/15/10)

### REBOUNDS

Season: 5 vs. Oklahoma (11/23/10)  
 Career: 7 vs. Miami (1/16/10)  
 ACC: 7 vs. Miami (1/16/10)

### FG MADE

Season: 4 on three occasions  
 Career: 4 on three occasions  
 ACC: 3 at Maryland (2/15/10)

### FG ATTEMPTS

Season: 11 vs. Wichita State (11/24/10)  
 Career: 11 vs. Wichita State (11/24/10)  
 ACC: 6 on three occasions

### 3 PT FG MADE

Season: 1 vs. Norfolk State (12/20/10)  
 Career: 1 on three occasions  
 ACC: --

### 3 PT FG ATTEMPTS

Season: 2 vs. Wichita State (11/24/10)  
 Career: 2 on four occasions  
 ACC: 2 vs. GT (1/13/10), at Wake (1/23/10)

### FT MADE

Season: 4 vs. Wichita State (11/24/10)  
 Career: 4 vs. Wichita State (11/24/10)  
 ACC: 3 vs. Duke (2/28/10)

### FT ATTEMPTS

Season: 8 vs. Wichita State (11/24/10)  
 Career: 8 vs. Wichita State (11/24/10)  
 ACC: 4 vs. Duke (2/28/10)

### ASSISTS

Season: 10 vs. Howard (1/4/11)  
 Career: 10 vs. Howard (1/4/11)  
 ACC: 6 at North Carolina (1/31/10)

### TURNOVERS

Season: 6 vs. Washington (11/22/10)  
 Career: 6 vs. Washington (11/22/10)  
 ACC: 4 at North Carolina (1/31/10)

### BLOCKS

Season: 1 vs. Ore (12/17/10), Seattle (12/22/10)  
 Career: 1 on three occasions  
 ACC: 1 vs. Duke (2/28/10)

### STEALS

Season: 3 on four occasions  
 Career: 3 on eight occasions  
 ACC: 3 at Clemson (2/20/10), vs. Duke (2/28/10)

### MINUTES

Season: 37 at Stanford (11/18/10)  
 Career: 37 at Stanford (11/18/10)  
 ACC: 31 at North Carolina (1/31/10)

## 2010-11 GAME-BY-GAME:


| Opponent         | GP-GS | FG-FGA | 3FG-3FGA | FT-FTA | Off-Def | Total | A  | TO | Blk | Stl | PF | Min | Pts |
|------------------|-------|--------|----------|--------|---------|-------|----|----|-----|-----|----|-----|-----|
| W&M              | 1-1   | 3-4    | 0-0      | 0-0    | 0-2     | 2     | 7  | 1  | 0   | 1   | 0  | 31  | 6   |
| USC Upstate      | 2-2   | 4-7    | 0-0      | 2-4    | 2-2     | 4     | 1  | 0  | 0   | 1   | 1  | 30  | 10  |
| at Stanford      | 3-3   | 4-9    | 0-0      | 3-3    | 1-2     | 3     | 5  | 3  | 0   | 2   | 1  | 37  | 11  |
| vs. Washington   | 4-4   | 1-3    | 0-0      | 1-2    | 1-0     | 1     | 3  | 6  | 0   | 0   | 4  | 20  | 3   |
| vs. Oklahoma     | 5-5   | 2-3    | 0-0      | 1-2    | 0-5     | 5     | 6  | 0  | 0   | 3   | 1  | 27  | 5   |
| vs. Wichita St   | 6-6   | 3-11   | 0-2      | 4-8    | 0-3     | 3     | 5  | 4  | 0   | 1   | 4  | 34  | 10  |
| at Minnesota     | 7-7   | 1-2    | 0-0      | 1-2    | 0-1     | 1     | 5  | 3  | 0   | 1   | 4  | 28  | 3   |
| at Virginia Tech | 8-8   | 2-6    | 0-0      | 0-0    | 0-2     | 2     | 4  | 1  | 0   | 0   | 3  | 19  | 4   |
| Radford          | 9-9   | 0-2    | 0-0      | 2-2    | 0-1     | 1     | 2  | 3  | 0   | 3   | 3  | 26  | 2   |
| Oregon           | 10-10 | 2-4    | 0-0      | 3-4    | 0-1     | 1     | 1  | 5  | 1   | 1   | 2  | 27  | 7   |
| Norfolk St       | 11-11 | 1-4    | 1-1      | 0-0    | 1-3     | 4     | 2  | 2  | 0   | 0   | 3  | 23  | 3   |
| Seattle          | 12-11 | 1-3    | 0-0      | 2-4    | 2-1     | 3     | 0  | 2  | 1   | 1   | 2  | 23  | 4   |
| Iowa State       | 13-12 | 2-5    | 0-1      | 0-1    | 0-1     | 1     | 2  | 0  | 0   | 2   | 2  | 26  | 4   |
| LSU              | 14-13 | 4-7    | 0-1      | 0-0    | 0-4     | 4     | 6  | 0  | 0   | 3   | 1  | 32  | 8   |
| Howard           | 15-14 | 0-2    | 0-0      | 0-0    | 0-0     | 0     | 10 | 2  | 0   | 3   | 2  | 25  | 0   |

## CAREER STATISTICS

| Year    | G-GS  | Min-Avg. | FG-FGA | Pct. | 3FG-3FGA | Pct. | FT-FTA | Pct. | Off-Def. | Reb-Avg. | PF-DQ | Ast | TO | Blk | Stl | Pts-Avg |
|---------|-------|----------|--------|------|----------|------|--------|------|----------|----------|-------|-----|----|-----|-----|---------|
| 2009-10 | 31-11 | 512-16.5 | 31-84  | .369 | 2-12     | .167 | 9-16   | .563 | 6-40     | 46-1.5   | 55-1  | 60  | 27 | 1   | 34  | 73-2.4  |
| ACC     | 16-10 | 287-17.9 | 14-53  | .264 | 0-7      | .000 | 6-12   | .500 | 5-18     | 23-1.4   | 34-1  | 31  | 13 | 1   | 19  | 34-2.1  |
| 2010-11 | 15-14 | 408-27.2 | 30-72  | .417 | 1-5      | .200 | 19-32  | .594 | 7-28     | 35-2.3   | 33-0  | 59  | 32 | 2   | 22  | 80-5.3  |
| ACC     | 1-1   | 19-19.0  | 2-6    | .333 | 0-0      | .000 | 0-0    | .000 | 0-2      | 2-2.0    | 3-0   | 4   | 1  | 0   | 0   | 4-4.0   |
| 2009-10 | 46-25 | 920-20.0 | 61-156 | .391 | 3-17     | .176 | 28-48  | .583 | 13-68    | 81-1.8   | 88-1  | 119 | 59 | 3   | 56  | 153-3.3 |
| ACC     | 17-11 | 306-18.0 | 16-59  | .271 | 0-7      | .000 | 6-12   | .500 | 5-20     | 25-1.5   | 37-1  | 35  | 14 | 1   | 19  | 38-2.2  |

# MUSTAPHA FARRAKHAN

#2



Senior • Guard • 6-4 • 181 • Harvey, Ill. • Thornton Township

## 2010-11 SEASON:

- Tri-captain
- Scored a career-high 31 points (11-12 FG, 8-9 3FG) vs. Howard, tying a school record with eight consecutive 3-pointers made
- Had 11 points vs. LSU
- Had 18 points and tied a career high with five rebounds vs. Norfolk State
- Had 17 points vs. Oregon
- Had 14 points vs. Radford
- Scored nine points, and tied career highs with five rebounds, five assists and two blocks at Virginia Tech in a career-high 36 minutes
- Had 23 points (8-14 FG, 4-5 3FG), tied a career high with five rebounds and had four assists at #15 Minnesota
- Had 10 points vs. Oklahoma
- Scored in double figures for three consecutive games for the first time in his career (first three games of the season)
- Had 14 points at Stanford
- Had 11 points vs. USC Upstate
- Had 10 points, four rebounds and two steals vs. William & Mary

## SINGLE GAME BESTS

### POINTS

Season: 31 vs. Howard (1/4/11)  
 Career: 31 vs. Howard (1/4/11)  
 ACC: 17 at Virginia Tech (1/10/09)

### REBOUNDS

Season: 5 on three occasions  
 Career: 5 on five occasions  
 ACC: 5 at Virginia Tech (12/5/10)

### FG MADE

Season: 11 vs. Howard (1/4/11)  
 Career: 11 vs. Howard (1/4/11)  
 ACC: 5 at Virginia Tech (1/10/09)

### FG ATTEMPTS

Season: 14 at Minn (11/29/10), vs. NSU (12/20/10)  
 Career: 15 vs. North Carolina (1/15/09)  
 ACC: 15 vs. North Carolina (1/15/09)

### 3 PT FG MADE

Season: 8 vs. Howard (1/4/11)  
 Career: 8 vs. Howard (1/4/11)  
 ACC: 4 at Virginia Tech (1/10/09)

### 3 PT FG ATTEMPTS

Season: 9 vs. Howard (1/4/11)  
 Career: 9 vs. Howard (1/4/11)  
 ACC: 7 vs. North Carolina (1/15/09)

### FT MADE

Season: 8 vs. Radford (12/7/10)  
 Career: 8 vs. Radford (12/7/10)  
 ACC: 6 vs. Georgia Tech (1/13/10)

### FT ATTEMPTS

Season: 8 vs. Radford (12/7/10), vs. LSU (1/2/11)  
 Career: 8 vs. Radford (12/7/10), vs. LSU (1/2/11)  
 ACC: 6 vs. GT (1/13/10), vs. Miami (1/16/10)

### ASSISTS

Season: 5 at Virginia Tech (12/5/10)  
 Career: 5 vs. Md (3/6/10), at VT (12/5/10)  
 ACC: 5 vs. Md (3/6/10), at VT (12/5/10)

### TURNOVERS

Season: 3 on four occasions  
 Career: 4 on three occasions  
 ACC: 3 vs. Duke (2/28/10), vs. Maryland (3/6/10)

### BLOCKS

Season: 2 at Virginia Tech (12/5/10)  
 Career: 2 on four occasions  
 ACC: 2 on three occasions

### STEALS

Season: 2 on four occasions  
 Career: 3 vs. Georgia Tech (1/13/10)  
 ACC: 3 vs. Georgia Tech (1/13/10)

### MINUTES

Season: 36 at Virginia Tech (12/5/10)  
 Career: 36 at Virginia Tech (12/5/10)  
 ACC: 36 at Virginia Tech (12/5/10)

## 2010-11 GAME-BY-GAME:

| Opponent         | GP-GS | FG-FGA | 3FG-3FGA | FT-FTA | Off-Def | Total | A | TO | Blk | Stl | PF | Min | Pts |
|------------------|-------|--------|----------|--------|---------|-------|---|----|-----|-----|----|-----|-----|
| W&M              | 1-1   | 3-8    | 3-7      | 1-2    | 0-4     | 4     | 1 | 1  | 0   | 2   | 1  | 28  | 10  |
| USC Upstate      | 2-2   | 4-8    | 1-4      | 2-2    | 0-1     | 1     | 2 | 3  | 1   | 0   | 3  | 24  | 11  |
| at Stanford      | 3-3   | 4-10   | 2-7      | 4-4    | 0-1     | 1     | 2 | 3  | 0   | 1   | 2  | 30  | 14  |
| vs. Washington   | 4-4   | 1-8    | 0-4      | 2-2    | 0-1     | 1     | 3 | 2  | 0   | 0   | 0  | 25  | 4   |
| vs. Oklahoma     | 5-4   | 5-7    | 0-0      | 0-3    | 0-0     | 0     | 3 | 2  | 0   | 2   | 2  | 33  | 10  |
| vs. Wichita St   | 6-4   | 0-1    | 0-0      | 0-0    | 0-0     | 0     | 0 | 3  | 1   | 1   | 4  | 13  | 0   |
| at Minnesota     | 7-4   | 8-14   | 4-5      | 3-4    | 2-3     | 5     | 4 | 0  | 0   | 0   | 1  | 34  | 23  |
| at Virginia Tech | 8-5   | 3-4    | 0-1      | 3-5    | 0-5     | 5     | 5 | 0  | 2   | 2   | 2  | 36  | 9   |
| Radford          | 9-6   | 2-7    | 2-4      | 8-8    | 1-2     | 3     | 1 | 1  | 1   | 0   | 1  | 30  | 14  |
| Oregon           | 10-7  | 5-11   | 2-4      | 5-5    | 0-3     | 3     | 1 | 2  | 1   | 1   | 0  | 34  | 17  |
| Norfolk St       | 11-8  | 7-14   | 2-5      | 2-2    | 0-5     | 5     | 2 | 2  | 1   | 2   | 2  | 35  | 18  |
| Seattle          | 12-9  | 1-12   | 0-7      | 4-4    | 0-1     | 1     | 0 | 0  | 0   | 0   | 2  | 29  | 6   |
| Iowa State       | 13-10 | 2-10   | 0-4      | 2-2    | 0-2     | 2     | 0 | 3  | 0   | 1   | 0  | 23  | 6   |
| LSU              | 14-10 | 2-6    | 1-5      | 6-8    | 1-2     | 3     | 2 | 1  | 0   | 0   | 0  | 25  | 11  |
| Howard           | 15-11 | 11-12  | 8-9      | 1-2    | 0-1     | 1     | 0 | 2  | 0   | 0   | 0  | 28  | 31  |

## CAREER STATISTICS

| Year          | G-GS         | Min-Avg.         | FG-FGA         | Pct.        | 3FG-3FGA      | Pct.        | FT-FTA         | Pct.        | Off-Def.     | Reb-Avg.       | PF-DQ       | Ast        | TO         | Blk       | Stl       | Pts-Avg        |
|---------------|--------------|------------------|----------------|-------------|---------------|-------------|----------------|-------------|--------------|----------------|-------------|------------|------------|-----------|-----------|----------------|
| 2007-08       | 19-0         | 115-6.1          | 7-38           | .184        | 2-16          | .125        | 1-5            | .200        | 4-11         | 15-0.8         | 9-0         | 5          | 12         | 0         | 2         | 17-0.9         |
| ACC           | 6-0          | 43-7.2           | 1-13           | .077        | 1-7           | .143        | 1-3            | .333        | 2-4          | 6-1.0          | 3-0         | 1          | 3          | 0         | 0         | 4-0.7          |
| 2008-09       | 23-2         | 239-10.4         | 33-95          | .347        | 14-41         | .341        | 18-20          | .900        | 4-12         | 16-0.7         | 28-1        | 14         | 21         | 2         | 4         | 98-4.3         |
| ACC           | 12-0         | 135-11.3         | 17-54          | .315        | 8-26          | .308        | 9-9            | 1.000       | 2-6          | 8-0.7          | 16-1        | 8          | 9          | 2         | 2         | 51-4.3         |
| 2009-10       | 30-10        | 631-21.0         | 62-173         | .358        | 23-74         | .311        | 47-60          | .783        | 12-40        | 52-1.7         | 31-0        | 59         | 44         | 7         | 15        | 194-6.5        |
| ACC           | 15-1         | 295-19.7         | 32-85          | .376        | 9-34          | .265        | 19-28          | .679        | 7-18         | 25-1.7         | 14-0        | 26         | 21         | 4         | 8         | 92-6.1         |
| 2010-11       | 15-11        | 427-28.5         | 58-132         | .439        | 25-66         | .379        | 43-53          | .811        | 4-31         | 35-2.3         | 20-0        | 26         | 25         | 7         | 12        | 184-12.3       |
| ACC           | 1-1          | 36-36.0          | 3-4            | .750        | 0-1           | .000        | 3-5            | .600        | 0-5          | 5-5.0          | 2-0         | 5          | 0          | 2         | 2         | 9-9.0          |
| <b>CAREER</b> | <b>87-23</b> | <b>1412-16.2</b> | <b>160-438</b> | <b>.365</b> | <b>64-197</b> | <b>.325</b> | <b>109-138</b> | <b>.790</b> | <b>24-94</b> | <b>118-1.4</b> | <b>88-1</b> | <b>104</b> | <b>102</b> | <b>16</b> | <b>33</b> | <b>493-5.7</b> |
| ACC           | 34-2         | 509-15.0         | 53-156         | .340        | 18-68         | .265        | 32-45          | .711        | 11-33        | 44-1.3         | 35-1        | 40         | 33         | 8         | 12        | 156-4.6        |

# KT HARRELL

# #24



Freshman • Guard • 6-4 • 204 • Montgomery, Ala. • Brewbaker Tech Magnet

## 2010-11 SEASON:

- Had 14 points vs. Howard
- Had 15 points vs. LSU
- Had nine points vs. Iowa State
- Had 16 points vs. Seattle
- Had nine points vs. Norfolk State
- ACC Rookie of the Week (12/20/10)
- Had 20 points (8-12 FG) vs. Oregon
- Had 13 points (5-6 FG, 3-3 3FG) vs. Radford
- Had seven points at Virginia Tech
- Had seven points at #15 Minnesota
- Had 10 points vs. Wichita State
- Had 14 points and eight rebounds vs. Washington
- Had 13 points and five rebounds vs. William & Mary in his collegiate debut
- Had 10 points and five rebounds in the exhibition game vs. Roanoke College

## SINGLE GAME BESTS

### POINTS

Season: 20 vs. Oregon (12/17/10)  
 Career: 20 vs. Oregon (12/17/10)  
 ACC: 7 at Virginia Tech (12/5/10)

### REBOUNDS

Season: 8 vs. Washington (11/22/10)  
 Career: 8 vs. Washington (11/22/10)  
 ACC: --

### FG MADE

Season: 8 vs. Oregon (12/17/10)  
 Career: 8 vs. Oregon (12/17/10)  
 ACC: 3 at Virginia Tech (12/5/10)

### FG ATTEMPTS

Season: 13 vs. W&M (11/12/10)  
 Career: 13 vs. W&M (11/12/10)  
 ACC: 8 at Virginia Tech (12/5/10)

### 3 PT FG MADE

Season: 3 vs. Radford (12/7/10)  
 Career: 3 vs. Radford (12/7/10)  
 ACC: 1 at Virginia Tech (12/5/10)

### 3 PT FG ATTEMPTS

Season: 4 vs. W&M (11/12/10), at Stan (11/18/10)  
 Career: 4 vs. W&M (11/12/10), at Stan (11/18/10)  
 ACC: 3 at Virginia Tech (12/5/10)

### FT MADE

Season: 8 vs. Washington (11/22/10)  
 Career: 8 vs. Washington (11/22/10)  
 ACC: --

### FT ATTEMPTS

Season: 13 vs. Washington (11/22/10)  
 Career: 13 vs. Washington (11/22/10)  
 ACC: --

### ASSISTS

Season: 3 vs. USC Upstate (11/15/10)  
 Career: 3 vs. USC Upstate (11/15/10)  
 ACC: --

### TURNOVERS

Season: 3 vs. Washington (11/22/10)  
 Career: 3 vs. Washington (11/22/10)  
 ACC: --

### BLOCKS

Season: --  
 Career: --  
 ACC: --

### STEALS

Season: 1 vs. Upstate (11/15/10), Seattle (12/22/10)  
 Career: 1 vs. Upstate (11/15/10), Seattle (12/22/10)  
 ACC: --

### MINUTES

Season: 35 vs. Oregon (12/17/10)  
 Career: 35 vs. Oregon (12/17/10)  
 ACC: 16 at Virginia Tech (12/5/10)

## 2010-11 GAME-BY-GAME:

| Opponent         | GP-GS | FG-FGA | 3FG-3FGA | FT-FTA | Off-Def | Total | A | TO | Blk | Stl | PF | Min | Pts |
|------------------|-------|--------|----------|--------|---------|-------|---|----|-----|-----|----|-----|-----|
| W&M              | 1-1   | 5-13   | 2-4      | 1-1    | 3-2     | 5     | 1 | 2  | 0   | 0   | 3  | 28  | 13  |
| USC Upstate      | 2-2   | 2-3    | 1-2      | 0-2    | 0-2     | 2     | 3 | 2  | 0   | 1   | 3  | 19  | 5   |
| at Stanford      | 3-2   | 1-5    | 1-4      | 0-0    | 0-0     | 0     | 0 | 1  | 0   | 0   | 2  | 12  | 3   |
| vs. Washington   | 4-2   | 3-6    | 0-1      | 8-13   | 4-4     | 8     | 2 | 3  | 0   | 0   | 0  | 26  | 14  |
| vs. Oklahoma     | 5-3   | 0-5    | 0-2      | 0-0    | 0-0     | 0     | 0 | 1  | 0   | 0   | 1  | 23  | 0   |
| vs. Wichita St   | 6-4   | 4-5    | 2-2      | 0-1    | 1-0     | 1     | 0 | 0  | 0   | 0   | 3  | 25  | 10  |
| at Minnesota     | 7-5   | 1-5    | 0-0      | 5-6    | 1-1     | 2     | 2 | 0  | 0   | 0   | 2  | 16  | 7   |
| at Virginia Tech | 8-5   | 3-8    | 1-3      | 0-0    | 0-0     | 0     | 0 | 0  | 0   | 0   | 0  | 16  | 7   |
| Radford          | 9-5   | 5-6    | 3-3      | 0-0    | 0-2     | 2     | 1 | 1  | 0   | 0   | 4  | 16  | 13  |
| Oregon           | 10-6  | 8-12   | 0-1      | 4-6    | 1-3     | 4     | 1 | 1  | 0   | 0   | 1  | 35  | 20  |
| Norfolk St       | 11-7  | 3-10   | 0-3      | 3-6    | 2-1     | 3     | 0 | 0  | 0   | 0   | 1  | 32  | 9   |
| Seattle          | 12-7  | 6-11   | 1-2      | 3-3    | 1-3     | 4     | 0 | 0  | 0   | 1   | 3  | 34  | 16  |
| Iowa State       | 13-7  | 4-9    | 1-2      | 0-0    | 1-2     | 3     | 0 | 0  | 0   | 0   | 2  | 20  | 9   |
| LSU              | 14-8  | 4-9    | 1-3      | 6-7    | 1-2     | 3     | 0 | 1  | 0   | 0   | 3  | 26  | 15  |
| Howard           | 15-9  | 6-9    | 1-3      | 1-2    | 1-0     | 1     | 1 | 2  | 0   | 0   | 1  | 28  | 14  |


## CAREER STATISTICS

| Year    | G-GS | Min-Avg. | FG-FGA | Pct. | 3FG-3FGA | Pct. | FT-FTA | Pct. | Off-Def. | Reb-Avg. | PF-DQ | Ast | TO | Blk | Stl | Pts-Avg  |
|---------|------|----------|--------|------|----------|------|--------|------|----------|----------|-------|-----|----|-----|-----|----------|
| 2010-11 | 15-9 | 356-23.7 | 55-116 | .474 | 14-35    | .400 | 31-47  | .660 | 16-22    | 38-2.5   | 29-0  | 11  | 14 | 0   | 2   | 155-10.3 |
| ACC     | 1-0  | 16-16.0  | 3-8    | .375 | 1-3      | .333 | 0-0    | .000 | 0-0      | 0-0.0    | 0-0   | 0   | 0  | 0   | 0   | 7-7.0    |
| CAREER  | 15-9 | 356-23.7 | 55-116 | .474 | 14-35    | .400 | 31-47  | .660 | 16-22    | 38-2.5   | 29-0  | 11  | 14 | 0   | 2   | 155-10.3 |
| ACC     | 1-0  | 16-16.0  | 3-8    | .375 | 1-3      | .333 | 0-0    | .000 | 0-0      | 0-0.0    | 0-0   | 0   | 0  | 0   | 0   | 7-7.0    |

# JOE HARRIS

Freshman • Guard • 6-6 • 202 • Chelan, Wash. • Chelan

# #12



## 2010-11 SEASON:

- Had 16 points (5-6 3FG) vs. Howard
- Had nine points, five rebounds and two blocks vs. LSU
- Had 14 points vs. Radford
- Had 10 points at Virginia Tech
- Had 24 points (8-12 FG, 4-6 3FG) and five rebounds at #15 Minnesota
- Had nine points and four rebounds vs. Wichita State
- Had eight points vs. Oklahoma
- Had 19 points and seven rebounds vs. Washington
- Had 12 points (4-7 3FG) at Stanford in first career start
- Had eight points and two rebounds vs. USC Upstate
- Had two points, four rebounds and three assists vs. William & Mary in his collegiate debut
- Had 10 points and five rebounds in the exhibition game vs. Roanoke College

## SINGLE GAME BESTS

### POINTS

Season: 24 at Minnesota (11/29/10)  
 Career: 24 at Minnesota (11/29/10)  
 ACC: 10 at Virginia Tech (12/5/10)

### REBOUNDS

Season: 7 vs. Washington (11/22/10)  
 Career: 7 vs. Washington (11/22/10)  
 ACC: 3 at Virginia Tech (12/5/10)

### FG MADE

Season: 8 vs. Wash (11/22/10), at Minn (11/29/10)  
 Career: 8 vs. Wash (11/22/10), at Minn (11/29/10)  
 ACC: 3 at Virginia Tech (12/5/10)

### FG ATTEMPTS

Season: 14 vs. Radford (12/7/10)  
 Career: 14 vs. Radford (12/7/10)  
 ACC: 7 at Virginia Tech (12/5/10)

### 3 PT FG MADE

Season: 5 vs. Howard (1/4/11)  
 Career: 5 vs. Howard (1/4/11)  
 ACC: 2 at Virginia Tech (12/5/10)

### 3 PT FG ATTEMPTS

Season: 10 vs. Radford (12/7/10)  
 Career: 10 vs. Radford (12/7/10)  
 ACC: 3 at Virginia Tech (12/5/10)

### FT MADE

Season: 4 at Minnesota (11/29/10)  
 Career: 4 at Minnesota (11/29/10)  
 ACC: 2 at Virginia Tech (12/5/10)

### FT ATTEMPTS

Season: 4 at Minn (11/29/10), vs. LSU (1/2/11)  
 Career: 4 at Minn (11/29/10), vs. LSU (1/2/11)  
 ACC: 3 at Virginia Tech (12/5/10)

### ASSISTS

Season: 4 vs. Iowa State (12/30/10)  
 Career: 4 vs. Iowa State (12/30/10)  
 ACC: 2 at Virginia Tech (12/5/10)

### TURNOVERS

Season: 3 on five occasions  
 Career: 3 on five occasions  
 ACC: 3 at Virginia Tech (12/5/10)

### BLOCKS

Season: 2 vs. LSU (1/2/11)  
 Career: 2 vs. LSU (1/2/11)  
 ACC: 1 at Virginia Tech (12/5/10)

### STEALS

Season: 2 vs. Radford (12/7/10), Howard (1/4/11)  
 Career: 2 vs. Radford (12/7/10), Howard (1/4/11)  
 ACC: 1 at Virginia Tech (12/5/10)

### MINUTES

Season: 37 vs. Wichita State (11/24/10)  
 Career: 37 vs. Wichita State (11/24/10)  
 ACC: 35 at Virginia Tech (12/5/10)

## 2010-11 GAME-BY-GAME:

| Opponent         | GP-GS | FG-FGA | 3FG-3FGA | FT-FTA | Off-Def | Total | A | TO | Blk | Stl | PF | Min | Pts |
|------------------|-------|--------|----------|--------|---------|-------|---|----|-----|-----|----|-----|-----|
| W&M              | 1-0   | 1-4    | 0-2      | 0-0    | 2-2     | 4     | 3 | 1  | 0   | 1   | 3  | 18  | 2   |
| USC Upstate      | 2-0   | 3-6    | 1-4      | 1-1    | 0-2     | 2     | 1 | 1  | 0   | 1   | 1  | 22  | 8   |
| at Stanford      | 3-1   | 4-7    | 4-7      | 0-0    | 0-1     | 1     | 0 | 3  | 0   | 0   | 3  | 20  | 12  |
| vs. Washington   | 4-2   | 8-13   | 2-4      | 1-1    | 4-3     | 7     | 0 | 3  | 0   | 0   | 2  | 32  | 19  |
| vs. Oklahoma     | 5-3   | 3-4    | 2-2      | 0-0    | 1-1     | 2     | 1 | 3  | 0   | 0   | 4  | 21  | 8   |
| vs. Wichita St   | 6-4   | 4-10   | 1-3      | 0-0    | 1-3     | 4     | 1 | 1  | 0   | 1   | 2  | 37  | 9   |
| at Minnesota     | 7-5   | 8-12   | 4-6      | 4-4    | 0-5     | 5     | 1 | 1  | 0   | 1   | 1  | 35  | 24  |
| at Virginia Tech | 8-6   | 3-7    | 2-3      | 2-3    | 2-1     | 3     | 2 | 3  | 1   | 1   | 1  | 35  | 10  |
| Radford          | 9-7   | 5-14   | 3-10     | 1-2    | 1-1     | 2     | 0 | 2  | 1   | 2   | 1  | 30  | 14  |
| Oregon           | 10-8  | 2-6    | 0-2      | 1-2    | 1-5     | 6     | 0 | 1  | 1   | 1   | 4  | 30  | 5   |
| Norfolk St       | 11-9  | 1-4    | 1-3      | 0-0    | 0-0     | 0     | 1 | 0  | 0   | 0   | 3  | 22  | 3   |
| Seattle          | 12-10 | 2-5    | 0-2      | 2-2    | 2-3     | 5     | 1 | 3  | 1   | 0   | 3  | 26  | 6   |
| Iowa State       | 13-11 | 2-10   | 0-5      | 0-1    | 1-3     | 4     | 4 | 1  | 0   | 0   | 1  | 26  | 4   |
| LSU              | 14-12 | 2-9    | 2-5      | 3-4    | 2-3     | 5     | 0 | 2  | 2   | 1   | 1  | 21  | 9   |
| Howard           | 15-12 | 5-6    | 5-6      | 1-2    | 0-0     | 0     | 1 | 1  | 0   | 2   | 2  | 21  | 16  |

## CAREER STATISTICS

| Year    | G-GS  | Min-Avg. | FG-FGA | Pct. | 3FG-3FGA | Pct. | FT-FTA | Pct. | Off-Def. | Reb-Avg. | PF-DQ | Ast | TO | Blk | Stl | Pts-Avg |
|---------|-------|----------|--------|------|----------|------|--------|------|----------|----------|-------|-----|----|-----|-----|---------|
| 2010-11 | 15-12 | 396-26.4 | 53-117 | .453 | 27-64    | .422 | 16-22  | .727 | 17-33    | 50-3.3   | 32-0  | 16  | 26 | 6   | 11  | 149-9.9 |
| ACC     | 1-1   | 35-35.0  | 3-7    | .429 | 2-3      | .667 | 2-3    | .667 | 2-1      | 3-3.0    | 1-0   | 2   | 3  | 1   | 1   | 10-10.0 |
| CAREER  | 15-12 | 396-26.4 | 53-117 | .453 | 27-64    | .422 | 16-22  | .727 | 17-33    | 50-3.3   | 32-0  | 16  | 26 | 6   | 11  | 149-9.9 |
| ACC     | 1-1   | 35-35.0  | 3-7    | .429 | 2-3      | .667 | 2-3    | .667 | 2-1      | 3-3.0    | 1-0   | 2   | 3  | 1   | 1   | 10-10.0 |

# AKIL MITCHELL

#25



Freshman • Forward • 6-8 • 221 • Charlotte, N.C. • Charlotte Christian School

## 2010-11 SEASON:

- Had four points, three rebounds, three assists and three steals vs. Howard
- Had nine points and three rebounds vs. LSU
- Had five rebounds and two assists vs. Iowa State
- Had two assists vs. Seattle in first career start
- Had four points and six rebounds vs. Norfolk State
- Had two points and seven rebounds vs. Oregon
- Had two points at Virginia Tech
- Had four points and five rebounds vs. Washington
- Had four rebounds at Stanford
- Had three points and four rebounds vs. USC Upstate
- Had one rebound and one assist vs. William & Mary in his collegiate debut
- Had two points and five rebounds in the exhibition game vs. Roanoke College

## SINGLE GAME BESTS

### POINTS

Season: 9 vs. LSU (1/2/11)  
 Career: 9 vs. LSU (1/2/11)  
 ACC: 2 at Virginia Tech (12/5/10)

### REBOUNDS

Season: 7 vs. Oregon (12/17/10)  
 Career: 7 vs. Oregon (12/17/10)  
 ACC: 1 at Virginia Tech (12/5/10)

### FG MADE

Season: 4 vs. LSU (1/2/11)  
 Career: 4 vs. LSU (1/2/11)  
 ACC: 1 at Virginia Tech (12/5/10)

### FG ATTEMPTS

Season: 6 vs. LSU (1/2/11)  
 Career: 6 vs. LSU (1/2/11)  
 ACC: 1 at Virginia Tech (12/5/10)

### 3 PT FG MADE

Season: --  
 Career: --  
 ACC: --

### 3 PT FG ATTEMPTS

Season: 1 vs. W&M (11/12/10), Iowa St (12/30/10)  
 Career: 1 vs. W&M (11/12/10), Iowa St (12/30/10)  
 ACC: --

### FT MADE

Season: 1 on three occasions  
 Career: 1 on three occasions  
 ACC: --

### FT ATTEMPTS

Season: 3 vs. Washington (11/22/10)  
 Career: 3 vs. Washington (11/22/10)  
 ACC: --

### ASSISTS

Season: 3 vs. Howard (1/4/11)  
 Career: 3 vs. Howard (1/4/11)  
 ACC: --

### TURNOVERS

Season: 2 at VT (12/5/10), vs. NSU (12/20/10)  
 Career: 2 at VT (12/5/10), vs. NSU (12/20/10)  
 ACC: 2 at Virginia Tech (12/5/10)

### BLOCKS

Season: 1 vs. Wash (11/22/10), Seattle (12/22/10)  
 Career: 1 vs. Wash (11/22/10), Seattle (12/22/10)  
 ACC: --

### STEALS

Season: 3 vs. Howard (1/4/11)  
 Career: 3 vs. Howard (1/4/11)  
 ACC: --

### MINUTES

Season: 26 vs. Oregon (12/17/10), Howard (1/4/11)  
 Career: 26 vs. Oregon (12/17/10), Howard (1/4/11)  
 ACC: 14 at Virginia Tech (12/5/10)

## 2010-11 GAME-BY-GAME:


| Opponent         | GP-GS | FG-FGA | 3FG-3FGA | FT-FTA | Off-Def | Total | A | TO | Blk | Stl | PF | Min | Pts |
|------------------|-------|--------|----------|--------|---------|-------|---|----|-----|-----|----|-----|-----|
| W&M              | 1-0   | 0-2    | 0-1      | 0-0    | 0-1     | 1     | 1 | 0  | 0   | 0   | 0  | 5   | 0   |
| USC Upstate      | 2-0   | 1-3    | 0-0      | 1-2    | 0-4     | 4     | 0 | 0  | 0   | 1   | 0  | 11  | 3   |
| at Stanford      | 3-0   | 0-0    | 0-0      | 0-0    | 0-4     | 4     | 0 | 0  | 0   | 0   | 2  | 9   | 0   |
| vs. Washington   | 4-0   | 2-4    | 0-0      | 0-3    | 2-3     | 5     | 1 | 0  | 1   | 0   | 3  | 15  | 4   |
| vs. Oklahoma     | DNP   |        |          |        |         |       |   |    |     |     |    |     |     |
| vs. Wichita St   | 5-0   | 0-1    | 0-0      | 0-0    | 0-0     | 0     | 0 | 1  | 0   | 0   | 0  | 2   | 0   |
| at Minnesota     | DNP   |        |          |        |         |       |   |    |     |     |    |     |     |
| at Virginia Tech | 6-0   | 1-1    | 0-0      | 0-0    | 1-0     | 1     | 0 | 2  | 0   | 0   | 2  | 14  | 2   |
| Radford          | 7-0   | 0-3    | 0-0      | 1-2    | 1-2     | 3     | 0 | 0  | 0   | 0   | 1  | 7   | 1   |
| Oregon           | 8-0   | 1-3    | 0-0      | 0-0    | 2-5     | 7     | 0 | 1  | 0   | 1   | 4  | 26  | 2   |
| Norfolk St       | 9-0   | 2-5    | 0-0      | 0-0    | 2-4     | 6     | 1 | 2  | 0   | 1   | 3  | 17  | 4   |
| Seattle          | 10-1  | 0-0    | 0-0      | 0-0    | 0-1     | 1     | 2 | 0  | 1   | 0   | 0  | 13  | 0   |
| Iowa State       | 11-1  | 0-3    | 0-1      | 0-0    | 1-4     | 5     | 2 | 1  | 0   | 1   | 1  | 12  | 0   |
| LSU              | 12-1  | 4-6    | 0-0      | 1-2    | 2-1     | 3     | 1 | 1  | 0   | 0   | 3  | 19  | 9   |
| Howard           | 13-1  | 2-3    | 0-0      | 0-0    | 0-3     | 3     | 3 | 1  | 0   | 3   | 3  | 26  | 4   |

## CAREER STATISTICS

| Year    | G-GS | Min-Avg. | FG-FGA | Pct.  | 3FG-3FGA | Pct. | FT-FTA | Pct. | Off-Def. | Reb-Avg. | PF-DQ | Ast | TO | Blk | Stl | Pts-Avg |
|---------|------|----------|--------|-------|----------|------|--------|------|----------|----------|-------|-----|----|-----|-----|---------|
| 2010-11 | 13-1 | 176-13.5 | 13-34  | .382  | 0-2      | .000 | 3-9    | .333 | 11-32    | 43-3.3   | 22-0  | 11  | 9  | 2   | 7   | 29-2.2  |
| ACC     | 1-0  | 14-14.0  | 1-1    | 1.000 | 0-0      | .000 | 0-0    | .000 | 1-0      | 1-1.0    | 2-0   | 0   | 2  | 0   | 0   | 2-2.0   |
| CAREER  | 13-1 | 176-13.5 | 13-34  | .382  | 0-2      | .000 | 3-9    | .333 | 11-32    | 43-3.3   | 22-0  | 11  | 9  | 2   | 7   | 29-2.2  |
| ACC     | 1-0  | 14-14.0  | 1-1    | 1.000 | 0-0      | .000 | 0-0    | .000 | 1-0      | 1-1.0    | 2-0   | 0   | 2  | 0   | 0   | 2-2.0   |

# WILL REGAN

# #4



Freshman • Forward • 6-8 • 222 • Williamsville, N.Y. • The Nichols School

## 2010-11 SEASON:

- Had two points vs. Howard
- Had four points, four rebounds and two blocks vs. LSU
- Had seven points and two rebounds vs. Iowa State
- Had two points and two rebounds vs. Norfolk State
- Had two blocks vs. Oregon
- Had two points and two rebounds vs. Oklahoma
- Had one point and three rebounds vs. Washington
- Had two points, one rebound and his first career block at Stanford
- Had three points (1-1 3FG) vs. William & Mary in his collegiate debut
- Had six points and three rebounds in the exhibition game vs. Roanoke College

## SINGLE GAME BESTS

### POINTS

Season: 7 vs. Iowa State (12/30/10)  
 Career: 7 vs. Iowa State (12/30/10)  
 ACC: --

### REBOUNDS

Season: 4 vs. LSU (1/2/11)  
 Career: 4 vs. LSU (1/2/11)  
 ACC: --

### FG MADE

Season: 3 vs. Iowa State (12/30/10)  
 Career: 3 vs. Iowa State (12/30/10)  
 ACC: --

### FG ATTEMPTS

Season: 8 vs. LSU (1/2/11)  
 Career: 8 vs. LSU (1/2/11)  
 ACC: 2 at Virginia Tech (12/5/10)

### 3 PT FG MADE

Season: 1 vs. W&M (11/12/10)  
 Career: 1 vs. W&M (11/12/10)  
 ACC: --

### 3 PT FG ATTEMPTS

Season: 1 on four occasions  
 Career: 1 on four occasions  
 ACC: 1 at Virginia Tech (12/5/10)

### FT MADE

Season: 1 vs. Wash (11/22/10), Iowa St (12/30/10)  
 Career: 1 vs. Wash (11/22/10), Iowa St (12/30/10)  
 ACC: --

### FT ATTEMPTS

Season: 2 vs. Wash (11/22/10), Iowa St (12/30/10)  
 Career: 2 vs. Wash (11/22/10), Iowa St (12/30/10)  
 ACC: --

### ASSISTS

Season: --  
 Career: --  
 ACC: --

### TURNOVERS

Season: 1 on four occasions  
 Career: 1 on four occasions  
 ACC: --

### BLOCKS

Season: 2 vs. Oregon (12/17/10), vs. LSU (1/2/11)  
 Career: 2 vs. Oregon (12/17/10), vs. LSU (1/2/11)  
 ACC: --

### STEALS

Season: 1 vs. Washington (11/22/10)  
 Career: 1 vs. Washington (11/22/10)  
 ACC: --

### MINUTES

Season: 19 vs. LSU (1/2/11)  
 Career: 19 vs. LSU (1/2/11)  
 ACC: 8 at Virginia Tech (12/5/10)

## 2010-11 GAME-BY-GAME:

| Opponent         | GP-GS | FG-FGA | 3FG-3FGA | FT-FTA | Off-Def | Total | A | TO | Blk | Stl | PF | Min | Pts |
|------------------|-------|--------|----------|--------|---------|-------|---|----|-----|-----|----|-----|-----|
| W&M              | 1-0   | 1-1    | 1-1      | 0-0    | 0-0     | 0     | 0 | 0  | 0   | 0   | 0  | 6   | 3   |
| USC Upstate      | DNP   |        |          |        |         |       |   |    |     |     |    |     |     |
| at Stanford      | 2-0   | 1-1    | 0-0      | 0-0    | 0-1     | 1     | 0 | 0  | 1   | 0   | 1  | 6   | 2   |
| vs. Washington   | 3-0   | 0-2    | 0-0      | 1-2    | 1-2     | 3     | 0 | 0  | 0   | 1   | 0  | 11  | 1   |
| vs. Oklahoma     | 4-0   | 1-1    | 0-0      | 0-0    | 0-2     | 2     | 0 | 1  | 0   | 0   | 0  | 6   | 2   |
| vs. Wichita St   | 5-0   | 0-0    | 0-0      | 0-0    | 0-0     | 0     | 0 | 0  | 0   | 0   | 1  | 3   | 0   |
| at Minnesota     | 6-0   | 0-0    | 0-0      | 0-0    | 0-0     | 0     | 0 | 0  | 0   | 0   | 2  | 1   | 0   |
| at Virginia Tech | 7-0   | 0-2    | 0-1      | 0-0    | 0-0     | 0     | 0 | 0  | 0   | 0   | 1  | 8   | 0   |
| Radford          | 8-0   | 0-0    | 0-0      | 0-0    | 0-0     | 0     | 0 | 0  | 0   | 0   | 0  | 6   | 0   |
| Oregon           | 9-0   | 0-0    | 0-0      | 0-0    | 0-0     | 0     | 0 | 0  | 2   | 0   | 1  | 9   | 0   |
| Norfolk St       | 10-0  | 1-2    | 0-0      | 0-0    | 1-1     | 2     | 0 | 1  | 0   | 0   | 1  | 10  | 2   |
| Seattle          | 11-0  | 0-2    | 0-1      | 0-0    | 1-1     | 2     | 0 | 0  | 0   | 0   | 0  | 2   | 0   |
| Iowa State       | 12-0  | 3-4    | 0-0      | 1-2    | 1-1     | 2     | 0 | 0  | 0   | 0   | 1  | 18  | 7   |
| LSU              | 13-0  | 2-8    | 0-1      | 0-0    | 3-1     | 4     | 0 | 1  | 2   | 0   | 0  | 19  | 4   |
| Howard           | 14-0  | 1-1    | 0-0      | 0-1    | 0-0     | 0     | 0 | 1  | 0   | 0   | 0  | 7   | 2   |

## CAREER STATISTICS

| Year    | G-GS | Min-Avg. | FG-FGA | Pct. | 3FG-3FGA | Pct. | FT-FTA | Pct. | Off-Def. | Reb-Avg. | PF-DQ | Ast | TO | Blk | Stl | Pts-Avg |
|---------|------|----------|--------|------|----------|------|--------|------|----------|----------|-------|-----|----|-----|-----|---------|
| 2010-11 | 14-0 | 112-8.0  | 10-24  | .417 | 1-4      | .250 | 2-5    | .400 | 7-9      | 16-1.1   | 8-0   | 0   | 4  | 5   | 1   | 23-1.6  |
| ACC     | 1-0  | 8-8.0    | 0-2    | .000 | 0-1      | .000 | 0-0    | .000 | 0-0      | 0-0.0    | 1-0   | 0   | 0  | 0   | 0   | 0-0.0   |
| CAREER  | 14-0 | 112-8.0  | 10-24  | .417 | 1-4      | .250 | 2-5    | .400 | 7-9      | 16-1.1   | 8-0   | 0   | 4  | 5   | 1   | 23-1.6  |
| ACC     | 1-0  | 8-8.0    | 0-2    | .000 | 0-1      | .000 | 0-0    | .000 | 0-0      | 0-0.0    | 1-0   | 0   | 0  | 0   | 0   | 0-0.0   |





# MIKE SCOTT

#23



Senior • Forward • 6-8 • 242 • Chesapeake, Va. • Hargrave Military Academy

## 2010-11 SEASON:

- Missed five of the last six games after having arthroscopic surgery to remove loose pieces of cartilage in his left ankle on Dec. 16
- Tri-Captain
- ACC Player of the Week (Dec. 6)
- Became the first Cavalier to post five consecutive double-doubles since Ralph Sampson in 1983
- Had 10 pts and 13 rebs vs. Radford for his 24th career double-double (sixth this season)
- Had 21 pts and 13 rebs at Virginia Tech
- Had 17 pts and 12 rebs at #15 Minnesota
- Had 16 pts and 10 rebs vs. Wichita State
- Scored a career-high 27 points and had 15 rebounds vs. Oklahoma
- Had 11 points vs. Washington
- Had 19 points and 12 rebounds vs. USC Upstate
- Had 18 points and nine rebounds vs. William & Mary
- Had a career-high 20 consecutive made free throw streak from 11/12-11/23
- Won the EA SPORTS video game championship at the Maui Invitational, defeating UConn's Kemba Walker in the final

## SINGLE GAME BESTS

### POINTS

Season: 27 vs. Oklahoma (11/23/10)  
 Career: 27 vs. Oklahoma (11/23/10)  
 ACC: 21 vs. VT (1/28/10), at VT (12/5/10)

### REBOUNDS

Season: 15 vs. Oklahoma (11/23/10)  
 Career: 13 vs. VMI (11/16/08)  
 ACC: 13 at VT (2/13/10), at VT (12/5/10)

### FG MADE

Season: 9 at Virginia Tech (12/5/10)  
 Career: 11 vs. VMI (11/16/08)  
 ACC: 9 at Virginia Tech (12/5/10)

### FG ATTEMPTS

Season: 15 vs. Okla (11/23/10), at Minn (11/29/10)  
 Career: 16 vs. VT (1/28/10), at VT (2/13/10)  
 ACC: 16 vs. VT (1/28/10), at VT (2/13/10)

### 3 PT FG MADE

Season: 1 at Virginia Tech (12/5/10)  
 Career: 2 vs. Georgia Tech (3/13/08)  
 ACC: 2 vs. Georgia Tech (3/13/08)

### 3 PT FG ATTEMPTS

Season: 1 at Virginia Tech (12/5/10)  
 Career: 2 on three occasions  
 ACC: 2 on three occasions

### FT MADE

Season: 13 vs. Oklahoma (11/23/10)  
 Career: 13 vs. Oklahoma (11/23/10)  
 ACC: 10 at Maryland (1/20/09)

### FT ATTEMPTS

Season: 15 vs. Oklahoma (11/23/10)  
 Career: 15 vs. Oklahoma (11/23/10)  
 ACC: 10 at Maryland (1/20/09)

### ASSISTS

Season: 3 vs. Wich St (11/24/10), at Minn (11/29/10)  
 Career: 4 at Syracuse (11/28/08)  
 ACC: 3 on three occasions

### TURNOVERS

Season: 6 vs. Radford (12/7/10)  
 Career: 6 vs. Radford (12/7/10)  
 ACC: 4 vs. Maryland (3/7/09)

### BLOCKS

Season: 2 vs. Rad (12/7/10), Seattle (12/22/10)  
 Career: 3 vs. Duke (3/5/08), vs. Richmond (3/18/08)  
 ACC: 3 vs. Duke (3/5/08)

### STEALS

Season: 1 on three occasions  
 Career: 3 on four occasions  
 ACC: 3 vs. FSU (1/24/09), vs. Clemson (2/15/09)

### MINUTES

Season: 38 at Minn (11/29/10), at VT (12/5/10)  
 Career: 40 vs. Clemson (2/15/09), vs. VT (1/28/10)  
 ACC: 40 vs. Clemson (2/15/09), vs. VT (1/28/10)

## 2010-11 GAME-BY-GAME:

| Opponent         | GP-GS | FG-FGA | 3FG-3FGA | FT-FTA | Off-Def | Total | A | TO | Blk | Stl | PF | Min | Pts |
|------------------|-------|--------|----------|--------|---------|-------|---|----|-----|-----|----|-----|-----|
| W&M              | 1-1   | 7-13   | 0-0      | 4-6    | 2-7     | 9     | 0 | 3  | 1   | 1   | 2  | 32  | 18  |
| USC Upstate      | 2-2   | 6-9    | 0-0      | 7-7    | 6-6     | 12    | 2 | 4  | 0   | 0   | 1  | 32  | 19  |
| at Stanford      | 3-3   | 2-5    | 0-0      | 4-4    | 1-5     | 6     | 2 | 3  | 1   | 1   | 1  | 34  | 8   |
| vs. Washington   | 4-4   | 5-12   | 0-0      | 1-1    | 1-3     | 4     | 0 | 1  | 0   | 0   | 3  | 28  | 11  |
| vs. Oklahoma     | 5-5   | 7-15   | 0-0      | 13-15  | 7-8     | 15    | 2 | 0  | 0   | 0   | 3  | 34  | 27  |
| vs. Wichita St   | 6-6   | 7-13   | 0-0      | 2-2    | 3-7     | 10    | 3 | 0  | 0   | 0   | 1  | 34  | 16  |
| at Minnesota     | 7-7   | 6-15   | 0-0      | 5-6    | 3-9     | 12    | 3 | 2  | 0   | 0   | 3  | 38  | 17  |
| at Virginia Tech | 8-8   | 9-14   | 1-1      | 2-3    | 4-9     | 13    | 2 | 1  | 1   | 0   | 0  | 38  | 21  |
| Radford          | 9-9   | 1-7    | 0-0      | 8-8    | 7-6     | 13    | 1 | 6  | 2   | 0   | 1  | 36  | 10  |
| Oregon           | DNP   |        |          |        |         |       |   |    |     |     |    |     |     |
| Norfolk St       | DNP   |        |          |        |         |       |   |    |     |     |    |     |     |
| Seattle          | 10-9  | 3-7    | 0-0      | 6-7    | 4-4     | 8     | 1 | 4  | 2   | 1   | 1  | 31  | 12  |
| Iowa State       | DNP   |        |          |        |         |       |   |    |     |     |    |     |     |
| LSU              | DNP   |        |          |        |         |       |   |    |     |     |    |     |     |
| Howard           | DNP   |        |          |        |         |       |   |    |     |     |    |     |     |

## CAREER STATISTICS

| Year          | G-GS         | Min-Avg.         | FG-FGA         | Pct.        | 3FG-3FGA     | Pct.        | FT-FTA         | Pct.        | Off-Def.       | Reb-Avg.       | PF-DQ        | Ast       | TO         | Blk       | Stl       | Pts-Avg        |
|---------------|--------------|------------------|----------------|-------------|--------------|-------------|----------------|-------------|----------------|----------------|--------------|-----------|------------|-----------|-----------|----------------|
| 2007-08       | 32-21        | 579-18.1         | 63-143         | .441        | 4-10         | .400        | 52-74          | .703        | 67-101         | 168-5.3        | 69-1         | 15        | 25         | 12        | 20        | 182-5.7        |
| ACC           | 16-14        | 310-19.4         | 30-77          | .390        | 1-4          | .250        | 20-33          | .606        | 30-50          | 80-5.0         | 39-1         | 6         | 15         | 5         | 8         | 81-5.1         |
| 2008-09       | 28-19        | 774-27.6         | 111-204        | .544        | 2-6          | .333        | 63-85          | .741        | 95-113         | 208-7.4        | 68-2         | 21        | 49         | 9         | 24        | 287-10.3       |
| ACC           | 16-7         | 431-26.9         | 59-110         | .536        | 2-2          | 1.000       | 39-52          | .750        | 45-50          | 95-5.9         | 41-1         | 11        | 30         | 5         | 14        | 159-9.9        |
| 2009-10       | 28-25        | 768-27.4         | 143-283        | .505        | 3-7          | .429        | 46-64          | .719        | 64-137         | 201-7.2        | 54-1         | 35        | 46         | 8         | 17        | 335-12.0       |
| ACC           | 16-15        | 417-26.1         | 73-161         | .453        | 3-6          | .500        | 25-30          | .833        | 33-62          | 95-5.9         | 26-0         | 18        | 27         | 4         | 11        | 174-10.9       |
| 2010-11       | 10-9         | 337-33.7         | 53-110         | .482        | 1-1          | 1.000       | 52-59          | .881        | 38-64          | 102-10.2       | 16-0         | 16        | 24         | 7         | 3         | 159-15.9       |
| ACC           | 1-1          | 38-38.0          | 9-14           | .643        | 1-1          | 1.000       | 2-3            | .667        | 4-9            | 13-13.0        | 0-0          | 2         | 1          | 1         | 0         | 21-21.0        |
| <b>CAREER</b> | <b>98-74</b> | <b>2458-25.1</b> | <b>370-740</b> | <b>.500</b> | <b>10-24</b> | <b>.417</b> | <b>213-282</b> | <b>.755</b> | <b>264-415</b> | <b>679-6.9</b> | <b>207-4</b> | <b>87</b> | <b>144</b> | <b>36</b> | <b>64</b> | <b>963-9.8</b> |
| ACC           | 49-37        | 1196-24.4        | 171-362        | .472        | 7-13         | .538        | 86-118         | .729        | 112-171        | 283-5.8        | 106-2        | 37        | 73         | 15        | 33        | 435-8.9        |

# ASSANE SENE

#5



Junior • Center • 7-0 • 239 • Saint-Louis, Senegal • South Kent (Conn.)

## 2010-11 SEASON:

- Had a career-high nine points (4-4 FG) and a game-high five rebounds vs. Howard
- Had six rebounds vs. LSU
- Had seven points and three rebounds vs. Iowa State
- Had two points (game-winning tip-in), 12 rebounds and three blocks vs. Norfolk State
- Had seven rebounds and three blocks vs. Radford
- Had four points, three rebounds and two blocks at Virginia Tech
- Had seven points (7-8 FT) and six rebounds at #15 Minnesota
- Had two points and two rebounds vs. Wichita State
- Had four points vs. Oklahoma
- Had two points vs. USC Upstate
- Had two points and two rebounds vs. William & Mary
- Had eight points, five rebounds and three blocks in the exhibition vs. Roanoke College

## SINGLE GAME BESTS

### POINTS

Season: 9 vs. Howard (1/4/11)  
 Career: 9 vs. Howard (1/4/11)  
 ACC: 6 at Virginia Tech (1/10/09)

### REBOUNDS

Season: 12 vs. Norfolk State (12/20/10)  
 Career: 13 vs. Boston College (2/4/09)  
 ACC: 13 vs. Boston College (2/4/09)

### FG MADE

Season: 4 vs. Howard (1/4/11)  
 Career: 4 vs. Howard (1/4/11)  
 ACC: 3 at Virginia Tech (1/10/09)

### FG ATTEMPTS

Season: 6 vs. Iowa State (12/30/10)  
 Career: 8 vs. Xavier (1/3/09)  
 ACC: 6 vs. Boston College (2/4/09)

### 3 PT FG MADE

Season: --  
 Career: --  
 ACC: --

### 3 PT FG ATTEMPTS

Season: --  
 Career: --  
 ACC: --

### FT MADE

Season: 7 at Minnesota (11/29/10)  
 Career: 7 at Minnesota (11/29/10)  
 ACC: 2 vs. GT (1/13/10), at Md. (2/15/10)

### FT ATTEMPTS

Season: 8 at Minnesota (11/29/10)  
 Career: 8 at Minnesota (11/29/10)  
 ACC: 3 at Duke (2/1/09)

### ASSISTS

Season: 1 vs. Howard (1/4/11)  
 Career: 2 vs. Auburn (12/20/08)  
 ACC: 1 at Md (2/15/10), vs. Duke (2/28/10)

### TURNOVERS

Season: 3 at Virginia Tech (12/5/10)  
 Career: 3 at Virginia Tech (12/5/10)  
 ACC: 3 at Virginia Tech (12/5/10)

### BLOCKS

Season: 3 vs. Radford (12/7/10), NSU (12/20/10)  
 Career: 5 vs. Hampton (12/23/09)  
 ACC: 4 at Virginia Tech (1/10/09)

### STEALS

Season: 1 on four occasions  
 Career: 1 on eight occasions  
 ACC: 1 on three occasions

### MINUTES

Season: 31 vs. Radford (12/7/10)  
 Career: 33 vs. Xavier (1/3/09)  
 ACC: 28 vs. Boston College (2/4/09)

## 2010-11 GAME-BY-GAME:


| Opponent         | GP-GS | FG-FGA | 3FG-3FGA | FT-FTA | Off-Def | Total | A | TO | Blk | Stl | PF | Min | Pts |
|------------------|-------|--------|----------|--------|---------|-------|---|----|-----|-----|----|-----|-----|
| W&M              | 1-1   | 1-1    | 0-0      | 0-0    | 0-2     | 2     | 0 | 0  | 0   | 0   | 1  | 11  | 2   |
| USC Upstate      | 2-2   | 1-2    | 0-0      | 0-0    | 0-0     | 0     | 0 | 2  | 0   | 0   | 3  | 13  | 2   |
| at Stanford      | 3-3   | 0-1    | 0-0      | 0-0    | 1-1     | 2     | 0 | 0  | 0   | 0   | 4  | 14  | 0   |
| vs. Washington   | 4-3   | 0-1    | 0-0      | 1-2    | 0-0     | 0     | 0 | 1  | 1   | 0   | 2  | 6   | 1   |
| vs. Oklahoma     | 5-3   | 1-1    | 0-0      | 2-3    | 1-0     | 1     | 0 | 0  | 1   | 1   | 4  | 13  | 4   |
| vs. Wichita St   | 6-3   | 0-2    | 0-0      | 2-2    | 2-0     | 2     | 0 | 0  | 0   | 0   | 2  | 8   | 2   |
| at Minnesota     | 7-3   | 0-1    | 0-0      | 7-8    | 4-2     | 6     | 0 | 2  | 1   | 0   | 3  | 20  | 7   |
| at Virginia Tech | 8-4   | 2-3    | 0-0      | 0-0    | 1-2     | 3     | 0 | 3  | 2   | 1   | 3  | 16  | 4   |
| Radford          | 9-5   | 0-4    | 0-0      | 0-2    | 1-6     | 7     | 0 | 0  | 3   | 1   | 2  | 31  | 0   |
| Oregon           | 10-6  | 0-1    | 0-0      | 0-0    | 1-3     | 4     | 0 | 1  | 1   | 0   | 4  | 15  | 0   |
| Norfolk St       | 11-7  | 1-5    | 0-0      | 0-1    | 3-9     | 12    | 0 | 1  | 3   | 0   | 3  | 30  | 2   |
| Seattle          | 12-8  | 0-1    | 0-0      | 0-0    | 1-2     | 3     | 0 | 0  | 0   | 0   | 1  | 19  | 0   |
| Iowa State       | 13-9  | 3-6    | 0-0      | 1-1    | 2-1     | 3     | 0 | 0  | 0   | 0   | 2  | 19  | 7   |
| LSU              | 14-10 | 0-0    | 0-0      | 0-0    | 2-4     | 6     | 0 | 2  | 1   | 1   | 4  | 19  | 0   |
| Howard           | 15-11 | 4-4    | 0-0      | 1-1    | 2-3     | 5     | 1 | 0  | 0   | 0   | 1  | 16  | 9   |

## CAREER STATISTICS

| Year          | G-GS         | Min-Avg.        | FG-FGA        | Pct.        | 3FG-3FGA   | Pct.        | FT-FTA       | Pct.        | Off-Def.      | Reb-Avg.       | PF-DQ        | Ast       | TO        | Blk       | Stl      | Pts-Avg        |
|---------------|--------------|-----------------|---------------|-------------|------------|-------------|--------------|-------------|---------------|----------------|--------------|-----------|-----------|-----------|----------|----------------|
| 2008-09       | 22-16        | 381-17.3        | 25-65         | .385        | 0-0        | .000        | 6-21         | .286        | 36-65         | 101-4.6        | 61-2         | 6         | 18        | 35        | 0        | 56-2.5         |
| ACC           | 14-12        | 245-17.5        | 15-42         | .357        | 0-0        | .000        | 1-8          | .125        | 24-36         | 60-4.3         | 35-1         | 0         | 12        | 20        | 0        | 31-2.2         |
| 2009-10       | 25-5         | 316-12.6        | 14-42         | .333        | 0-0        | .000        | 11-18        | .611        | 27-63         | 90-3.6         | 50-1         | 4         | 13        | 19        | 4        | 39-1.6         |
| ACC           | 14-2         | 176-12.6        | 4-15          | .267        | 0-0        | .000        | 4-5          | .800        | 13-33         | 46-3.3         | 32-0         | 2         | 9         | 5         | 2        | 12-0.9         |
| 2010-11       | 15-11        | 250-16.7        | 13-33         | .394        | 0-0        | .000        | 14-20        | .700        | 21-35         | 56-3.7         | 39-0         | 1         | 12        | 13        | 4        | 40-2.7         |
| ACC           | 1-1          | 16-16.0         | 2-3           | .667        | 0-0        | .000        | 0-0          | .000        | 1-2           | 3-3.0          | 3-0          | 0         | 3         | 2         | 1        | 4-4.0          |
| <b>CAREER</b> | <b>62-32</b> | <b>947-15.3</b> | <b>52-140</b> | <b>.371</b> | <b>0-0</b> | <b>.000</b> | <b>31-59</b> | <b>.525</b> | <b>84-163</b> | <b>247-4.0</b> | <b>150-3</b> | <b>11</b> | <b>43</b> | <b>67</b> | <b>8</b> | <b>135-2.2</b> |
| ACC           | 29-15        | 437-15.1        | 21-60         | .350        | 0-0        | .000        | 5-13         | .385        | 38-71         | 109-3.8        | 70-1         | 2         | 24        | 27        | 3        | 47-1.6         |

# WILL SHERRILL

#22



Senior • Forward • 6-9 • 226 • New York, N.Y. • Phillips Academy Andover

## 2010-11 SEASON:

- Tri-Captain
- Had eight points (3-4 FG, 2-2 3FG) and five rebounds vs. LSU
- Had four points and a career-high nine rebounds vs. Iowa State
- Suffered a fractured fibula in his right leg at Minnesota and missed five games
- Had six points (2-2 3FG), a career-high three assists and tied a career high with three steals at #15 Minnesota
- Had 11 points (his third career double figure game) and five rebounds vs. Wichita State in a career-high 33 minutes
- Had 11 points and five rebounds vs. Oklahoma
- Had three points and two rebounds vs Washington in first start of the season
- Had eight points and five rebounds at Stanford
- Had two points vs. USC Upstate
- Had three points and six rebounds vs. William & Mary

## SINGLE GAME BESTS

### POINTS

Season: 11 vs. Okla (11/23/10), Wichita St (11/24/10)  
 Career: 18 vs. Cleveland State (11/25/09)  
 ACC: 9 vs. Maryland (3/6/10)

### REBOUNDS

Season: 9 vs. Iowa State (12/30/10)  
 Career: 9 vs. Iowa State (12/30/10)  
 ACC: 5 vs. NC State (2/3/10)

### FG MADE

Season: 4 vs. Okla (11/23/10), Wichita St (11/24/10)  
 Career: 7 vs. Cleveland State (11/25/09)  
 ACC: 4 vs. Maryland (3/6/10)

### FG ATTEMPTS

Season: 10 vs. Oklahoma (11/23/10)  
 Career: 10 vs. Oklahoma (11/23/10)  
 ACC: 9 at Wake Forest (1/23/10)

### 3 PT FG MADE

Season: 3 vs. Okla (11/23/10), Wichita St (11/24/10)  
 Career: 4 vs. Cleveland State (11/25/09)  
 ACC: 1 on five occasions

### 3 PT FG ATTEMPTS

Season: 9 vs. Oklahoma (11/23/10)  
 Career: 9 vs. Oklahoma (11/23/10)  
 ACC: 5 at Wake Forest (1/23/10)

### FT MADE

Season: --  
 Career: 2 at USF (11/16/09)  
 ACC: 1 at Clemson (3/3/09)

### FT ATTEMPTS

Season: --  
 Career: 2 on five occasions  
 ACC: 2 at Clemson (3/3/09), vs. GT (1/13/10)

### ASSISTS

Season: 3 at Minnesota (11/29/10)  
 Career: 3 at Minnesota (11/29/10)  
 ACC: 2 vs. Duke (2/28/10)

### TURNOVERS

Season: 2 at Stanford (11/18/10)  
 Career: 3 vs. Florida State (2/17/10)  
 ACC: 3 vs. Florida State (2/17/10)

### BLOCKS

Season: 1 vs. Wichita St (11/24/10), vs. LSU (1/2/11)  
 Career: 1 on six occasions  
 ACC: 1 at NCSU (1/9/10), vs. FSU (2/17/10)

### STEALS

Season: 3 at Minnesota (11/29/10)  
 Career: 3 vs. Cleve St (11/25/09), at Minn (11/29/10)  
 ACC: 2 on three occasions

### MINUTES

Season: 33 vs. Wichita State (11/24/10)  
 Career: 33 vs. Wichita State (11/24/10)  
 ACC: 25 vs. Wake Forest (2/6/10)

## 2010-11 GAME-BY-GAME:

| Opponent         | GP-GS | FG-FGA | 3FG-3FGA | FT-FTA | Off-Def | Total | A | TO | Blk | Stl | PF | Min | Pts |
|------------------|-------|--------|----------|--------|---------|-------|---|----|-----|-----|----|-----|-----|
| W&M              | 1-0   | 1-2    | 1-2      | 0-0    | 1-5     | 6     | 1 | 0  | 0   | 0   | 4  | 20  | 3   |
| USC Upstate      | 2-0   | 1-5    | 0-2      | 0-0    | 0-1     | 1     | 1 | 0  | 0   | 0   | 0  | 24  | 2   |
| at Stanford      | 3-0   | 3-4    | 2-2      | 0-0    | 1-4     | 5     | 0 | 2  | 0   | 0   | 2  | 15  | 8   |
| vs. Washington   | 4-1   | 1-2    | 1-1      | 0-0    | 0-2     | 2     | 0 | 1  | 0   | 1   | 2  | 15  | 3   |
| vs. Oklahoma     | 5-2   | 4-10   | 3-9      | 0-0    | 0-5     | 5     | 2 | 1  | 0   | 2   | 1  | 27  | 11  |
| vs. Wichita St   | 6-3   | 4-5    | 3-4      | 0-0    | 1-4     | 5     | 0 | 1  | 1   | 1   | 3  | 33  | 11  |
| at Minnesota     | 7-4   | 2-4    | 2-2      | 0-0    | 0-0     | 0     | 3 | 1  | 0   | 3   | 1  | 21  | 6   |
| at Virginia Tech | DNP   |        |          |        |         |       |   |    |     |     |    |     |     |
| Radford          | DNP   |        |          |        |         |       |   |    |     |     |    |     |     |
| Oregon           | DNP   |        |          |        |         |       |   |    |     |     |    |     |     |
| Norfolk St       | DNP   |        |          |        |         |       |   |    |     |     |    |     |     |
| Seattle          | DNP   |        |          |        |         |       |   |    |     |     |    |     |     |
| Iowa State       | 8-5   | 2-6    | 0-3      | 0-0    | 5-4     | 9     | 0 | 0  | 0   | 0   | 3  | 23  | 4   |
| LSU              | 9-6   | 3-4    | 2-2      | 0-0    | 1-4     | 5     | 1 | 1  | 1   | 1   | 3  | 24  | 8   |
| Howard           | 10-7  | 0-1    | 0-0      | 0-0    | 0-0     | 0     | 0 | 0  | 0   | 0   | 0  | 4   | 0   |

## CAREER STATISTICS

| Year          | G-GS         | Min-Avg.        | FG-FGA        | Pct.        | 3FG-3FGA     | Pct.        | FT-FTA      | Pct.        | Off-Def.     | Reb-Avg.       | PF-DQ       | Ast       | TO        | Blk      | Stl       | Pts-Avg        |
|---------------|--------------|-----------------|---------------|-------------|--------------|-------------|-------------|-------------|--------------|----------------|-------------|-----------|-----------|----------|-----------|----------------|
| 2007-08       | 7-0          | 12-1.7          | 3-3           | 1.000       | 1-1          | 1.000       | 0-0         | .000        | 1-2          | 3-0.4          | 3-0         | 1         | 0         | 0        | 1         | 7-1.0          |
| ACC           | 1-0          | 1-1.0           | 0-0           | .000        | 0-0          | .000        | 0-0         | .000        | 0-0          | 0-0.0          | 0-0         | 0         | 0         | 0        | 0         | 0-0.0          |
| 2008-09       | 10-0         | 19-1.9          | 0-3           | .000        | 0-1          | .000        | 1-2         | .500        | 2-1          | 3-0.3          | 2-0         | 1         | 2         | 0        | 0         | 1-0.1          |
| ACC           | 5-0          | 5-1.0           | 0-1           | .000        | 0-1          | .000        | 1-2         | .500        | 0-0          | 0-0.0          | 1-0         | 0         | 0         | 0        | 0         | 1-0.2          |
| 2009-10       | 30-7         | 462-15.4        | 35-93         | .376        | 15-53        | .283        | 4-8         | .500        | 38-52        | 90-3.0         | 61-1        | 15        | 19        | 4        | 16        | 89-3.0         |
| ACC           | 16-1         | 232-14.5        | 16-50         | .320        | 5-28         | .179        | 0-2         | .000        | 21-23        | 44-2.8         | 36-1        | 5         | 12        | 2        | 9         | 37-2.3         |
| 2010-11       | 10-7         | 206-20.6        | 21-43         | .488        | 14-27        | .519        | 0-0         | .000        | 9-29         | 38-3.8         | 19-0        | 8         | 7         | 2        | 8         | 56-5.6         |
| ACC           | --           | --              | --            | --          | --           | --          | --          | --          | --           | --             | --          | --        | --        | --       | --        | --             |
| <b>CAREER</b> | <b>57-14</b> | <b>699-12.3</b> | <b>59-142</b> | <b>.415</b> | <b>30-82</b> | <b>.366</b> | <b>5-10</b> | <b>.500</b> | <b>50-84</b> | <b>134-2.4</b> | <b>85-1</b> | <b>25</b> | <b>28</b> | <b>6</b> | <b>25</b> | <b>153-2.7</b> |
| ACC           | 22-1         | 238-10.8        | 16-51         | .314        | 5-29         | .172        | 1-4         | .250        | 21-23        | 44-2.0         | 37-1        | 5         | 12        | 2        | 9         | 38-1.7         |

# SAMMY ZEGLINSKI

# #13



Junior • Guard • 6-1 • 185 • Philadelphia, Pa. • The William Penn Charter School

## 2010-11 SEASON:

- Had eight points, four rebounds, two assists and two steals vs. Howard
- Had nine points, two assists and three steals vs. Seattle in his first start of the season
- Had six points and two assists vs. Norfolk State
- Had 12 points, four rebounds, four assists and two steals vs. Oregon
- Had two assists and two steals vs. Radford
- Had three assists at Virginia Tech in his season debut
- Had an operation on Oct. 19 involving cartilage work on his left knee and missed the first seven games of the season

## SINGLE GAME BESTS

### POINTS

Season: 12 vs. Oregon (12/17/10)  
 Career: 24 vs. Liberty (11/25/08)  
 ACC: 19 at North Carolina (1/31/10)

### REBOUNDS

Season: 5 vs. Iowa State (12/30/10)  
 Career: 8 on three occasions  
 ACC: 8 at NCSU (1/9/10), at Clemson (2/20/10)

### FG MADE

Season: 4 vs. Oregon (12/17/10)  
 Career: 8 vs. Liberty (11/25/08), vs. BC (3/11/10)  
 ACC: 6 vs. Clemson (2/15/09)

### FG ATTEMPTS

Season: 11 vs. Seattle (12/22/10)  
 Career: 15 vs. Boston College (3/11/10)  
 ACC: 12 vs. NCSU (2/3/10), at Clem (2/20/10)

### 3 PT FG MADE

Season: 3 vs. Oregon (12/17/10)  
 Career: 6 vs. Liberty (11/25/08)  
 ACC: 5 at North Carolina (1/31/10)

### 3 PT FG ATTEMPTS

Season: 9 vs. Norfolk State (12/20/10)  
 Career: 10 vs. Liberty (11/25/08), vs. BC (3/11/10)  
 ACC: 9 at Georgia Tech (12/28/08)

### FT MADE

Season: 2 vs. Seattle (12/22/10)  
 Career: 4 on four occasions  
 ACC: 4 on three occasions

### FT ATTEMPTS

Season: 3 vs. Seattle (12/22/10)  
 Career: 8 vs. Florida State (1/24/09)  
 ACC: 8 vs. Florida State (1/24/09)

### ASSISTS

Season: 4 vs. Oregon (12/17/10)  
 Career: 8 at Virginia Tech (1/10/09)  
 ACC: 8 at Virginia Tech (1/10/09)

### TURNOVERS

Season: 3 vs. Iowa State (12/30/10)  
 Career: 6 vs. Clemson (2/15/09)  
 ACC: 6 vs. Clemson (2/15/09)

### BLOCKS

Season: --  
 Career: 2 vs. NJIT (12/21/09), vs. VT (1/28/10)  
 ACC: 2 vs. Virginia Tech (1/28/10)

### STEALS

Season: 3 vs. Seattle (12/22/10)  
 Career: 5 vs. Florida State (1/24/09)  
 ACC: 5 vs. Florida State (1/24/09)

### MINUTES

Season: 28 vs. Howard (1/4/11)  
 Career: 40 vs. Virginia Tech (1/28/10)  
 ACC: 40 vs. Virginia Tech (1/28/10)

## 2010-11 GAME-BY-GAME:

| Opponent         | GP-GS | FG-FGA | 3FG-3FGA | FT-FTA | Off-Def | Total | A | TO | Blk | Stl | PF | Min | Pts |
|------------------|-------|--------|----------|--------|---------|-------|---|----|-----|-----|----|-----|-----|
| W&M              | DNP   |        |          |        |         |       |   |    |     |     |    |     |     |
| USC Upstate      | DNP   |        |          |        |         |       |   |    |     |     |    |     |     |
| at Stanford      | DNP   |        |          |        |         |       |   |    |     |     |    |     |     |
| vs. Washington   | DNP   |        |          |        |         |       |   |    |     |     |    |     |     |
| vs. Oklahoma     | DNP   |        |          |        |         |       |   |    |     |     |    |     |     |
| vs. Wichita St   | DNP   |        |          |        |         |       |   |    |     |     |    |     |     |
| at Minnesota     | DNP   |        |          |        |         |       |   |    |     |     |    |     |     |
| at Virginia Tech | 1-0   | 0-3    | 0-2      | 0-0    | 0-0     | 0     | 3 | 0  | 0   | 1   | 0  | 15  | 0   |
| Radford          | 2-0   | 0-3    | 0-3      | 0-0    | 0-0     | 0     | 2 | 0  | 0   | 2   | 2  | 12  | 0   |
| Oregon           | 3-0   | 4-7    | 3-5      | 1-2    | 0-4     | 4     | 4 | 0  | 0   | 2   | 0  | 22  | 12  |
| Norfolk St       | 4-0   | 2-9    | 2-9      | 0-1    | 0-2     | 2     | 2 | 2  | 0   | 0   | 0  | 25  | 6   |
| Seattle          | 5-1   | 3-11   | 1-7      | 2-3    | 0-4     | 4     | 2 | 0  | 0   | 3   | 3  | 22  | 9   |
| Iowa State       | 6-1   | 1-3    | 1-3      | 0-0    | 2-3     | 5     | 0 | 3  | 0   | 0   | 1  | 13  | 3   |
| LSU              | 7-1   | 0-3    | 0-2      | 0-0    | 0-1     | 1     | 0 | 2  | 0   | 0   | 0  | 15  | 0   |
| Howard           | 8-1   | 3-7    | 2-4      | 0-0    | 0-4     | 4     | 2 | 1  | 0   | 2   | 1  | 28  | 8   |

## CAREER STATISTICS

| Year          | G-GS         | Min-Avg.         | FG-FGA         | Pct.        | 3FG-3FGA       | Pct.        | FT-FTA       | Pct.        | Off-Def.      | Reb-Avg.       | PF-DQ        | Ast        | TO         | Blk       | Stl       | Pts-Avg        |
|---------------|--------------|------------------|----------------|-------------|----------------|-------------|--------------|-------------|---------------|----------------|--------------|------------|------------|-----------|-----------|----------------|
| 2007-08       | 8-0          | 62-7.8           | 3-12           | .250        | 1-7            | .143        | 0-2          | .000        | 3-6           | 9-1.1          | 8-0          | 15         | 9          | 1         | 3         | 7-0.9          |
| ACC           | --           |                  |                |             |                |             |              |             |               |                |              |            |            |           |           |                |
| 2008-09       | 28-15        | 669-23.9         | 82-213         | .385        | 33-105         | .314        | 20-35        | .571        | 9-57          | 66-2.4         | 68-2         | 84         | 70         | 2         | 36        | 217-7.8        |
| ACC           | 16-7         | 362-22.6         | 32-101         | .317        | 12-56          | .214        | 6-16         | .375        | 6-27          | 33-2.1         | 33-0         | 44         | 37         | 0         | 18        | 82-5.1         |
| 2009-10       | 31-29        | 899-29.0         | 94-252         | .373        | 61-162         | .377        | 27-34        | .794        | 12-107        | 119-3.8        | 63-0         | 80         | 57         | 8         | 38        | 276-8.9        |
| ACC           | 16-14        | 461-28.8         | 38-128         | .297        | 24-83          | .289        | 15-18        | .833        | 6-61          | 67-4.2         | 30-0         | 41         | 23         | 3         | 14        | 115-7.2        |
| 2010-11       | 8-1          | 152-19.0         | 13-46          | .283        | 9-35           | .257        | 3-6          | .500        | 2-18          | 20-2.5         | 7-0          | 15         | 8          | 0         | 10        | 38-4.8         |
| ACC           | 1-0          | 15-15.0          | 0-3            | .000        | 0-2            | .000        | 0-0          | .000        | 0-0           | 0-0.0          | 0-0          | 3          | 0          | 0         | 1         | 0-0.0          |
| <b>CAREER</b> | <b>75-45</b> | <b>1782-23.8</b> | <b>192-523</b> | <b>.367</b> | <b>104-309</b> | <b>.337</b> | <b>50-77</b> | <b>.649</b> | <b>26-188</b> | <b>214-2.9</b> | <b>146-2</b> | <b>194</b> | <b>144</b> | <b>11</b> | <b>87</b> | <b>538-7.2</b> |
| ACC           | 33-21        | 838-25.4         | 70-232         | .302        | 36-141         | .255        | 21-34        | .618        | 12-88         | 100-3.0        | 63-0         | 88         | 60         | 3         | 33        | 197-6.0        |











# 2010-11 VIRGINIA MEN'S BASKETBALL GAME NOTES

## VIRGINIA TEAM AND INDIVIDUAL HIGHS FOR THE 2010-11 SEASON

| Team              |                           | Individual                   |                                                              |
|-------------------|---------------------------|------------------------------|--------------------------------------------------------------|
| <b>Points:</b>    | 87 at Minnesota           | <b>Points:</b>               | 31 Mustapha Farrakhan vs. Howard                             |
| <b>FG Att:</b>    | 62 vs. Iowa State (20-62) | <b>FG Att:</b>               | 15 Mike Scott (7-15) vs. Oklahoma; Scott (6-15) at Minnesota |
| <b>FG Made:</b>   | 32 vs. Howard (32-48)     | <b>FG Made:</b>              | 11 Mustapha Farrakhan (11-12) vs. Howard                     |
| <b>FG %:</b>      | 66.7 vs. Howard (32-48)   | <b>FG %:<sup>(1)</sup></b>   | 91.7 Mustapha Farrakhan (11-12) vs. Howard                   |
| <b>3-FG Att:</b>  | 25 vs. Howard (16-25)     | <b>3-FG Att:</b>             | 10 Joe Harris (3-10) vs. Radford                             |
| <b>3-FG Made:</b> | 16 vs. Howard (16-25)     | <b>3-FG Made:</b>            | 8 Mustapha Farrakhan (8-9) vs. Howard                        |
| <b>3-FG %:</b>    | 76.9 at Minnesota (10-13) | <b>3-FG %:<sup>(2)</sup></b> | 100.0 KT Harrell (3-3) vs. Radford                           |
| <b>FT Att:</b>    | 30 at Minnesota (25-30)   | <b>FT Att:</b>               | 15 Mike Scott (13-15) vs. Oklahoma                           |
| <b>FT Made:</b>   | 25 at Minnesota (25-30)   | <b>FT Made:</b>              | 13 Mike Scott (13-15) vs. Oklahoma                           |
| <b>FT %:</b>      | 100.0 at Stanford (11-11) | <b>FT %:<sup>(1)</sup></b>   | 100.0 Mike Scott (8-8) vs. Radford                           |
|                   |                           |                              | Mustapha Farrakhan (8-8) vs. Radford                         |
| <b>Rebounds:</b>  | 38 vs. Iowa State         | <b>Rebounds:</b>             | 15 Mike Scott vs. Oklahoma                                   |
| <b>Assists:</b>   | 20 vs. Howard             | <b>Assists:</b>              | 10 Jontel Evans vs. Howard                                   |
| <b>Turnovers:</b> | 18 at Stanford            | <b>Turnovers:</b>            | 6 Jontel Evans vs. Washington                                |
|                   |                           |                              | Mike Scott vs. Radford                                       |
| <b>Blocks:</b>    | 7 vs. Radford             | <b>Blocks:</b>               | 3 Assane Sene vs. Radford, vs. Norfolk State                 |
| <b>Steals:</b>    | 10 vs. Howard             | <b>Steals:</b>               | 3 on seven occasions                                         |
| <b>Fouls:</b>     | 20 vs. Wichita State      |                              |                                                              |

## OPPONENT TEAM AND INDIVIDUAL HIGHS FOR THE 2010-11 SEASON

| Team              |                               | Individual                   |                                           |
|-------------------|-------------------------------|------------------------------|-------------------------------------------|
| <b>Points:</b>    | 106 by Washington             | <b>Points:</b>               | 26 Malcolm Delaney (Virginia Tech)        |
| <b>FG Att:</b>    | 69 by Washington (40-69)      | <b>FG Att:</b>               | 16 Gorkem Sonmez (6-16, Radford)          |
| <b>FG Made:</b>   | 40 by Washington (40-69)      | <b>FG Made:</b>              | 10 Malcolm Delaney (10-15, Virginia Tech) |
| <b>FG %:</b>      | 58.0 by Washington (40-69)    | <b>FG %:<sup>(1)</sup></b>   | 100.0 Dwight Powell (5-5, Stanford)       |
| <b>3-FG Att:</b>  | 26 by Washington (17-26)      |                              |                                           |
|                   | by William and Mary (7-26)    | <b>3-FG Att:</b>             | 11 Blake Hofferbar (5-11, Minnesota)      |
| <b>3-FG Made:</b> | 17 by Washington (17-26)      | <b>3-FG Made:</b>            | 5 on five occasions                       |
| <b>3-FG %:</b>    | 65.4 by Washington (17-26)    | <b>3-FG %:<sup>(2)</sup></b> | 100.0 Tony Dukes (5-5, USC Upstate)       |
| <b>FT Att:</b>    | 22 by Wichita State (18-22)   | <b>FT Att:</b>               | 10 Rob Hampton (7-10, Norfolk State)      |
| <b>FT Made:</b>   | 18 by Wichita State (18-22)   | <b>FT Made:</b>              | 7 Toure Murry (7-8, Wichita State)        |
|                   |                               |                              | Rob Hampton (7-10, Norfolk State)         |
| <b>FT %:</b>      | 100.0 by Virginia Tech (4-4)  | <b>FT %:<sup>(1)</sup></b>   | 100.0 Tyler Neal (6-6, Oklahoma)          |
| <b>Rebounds:</b>  | 42 by Norfolk State           | <b>Rebounds:</b>             | 11 Trevor Mbakwe (Minnesota)              |
|                   |                               |                              | Kyle O'Quinn (Norfolk State)              |
| <b>Assists:</b>   | 22 by Washington              | <b>Assists:</b>              | 8 Diante Garrett (Iowa State)             |
| <b>Turnovers:</b> | 19 by Radford                 | <b>Turnovers:</b>            | 5 Joevan Catron (Oregon)                  |
|                   |                               |                              | Alphonso Leary (Howard)                   |
| <b>Blocks:</b>    | 7 by Minnesota, Virginia Tech | <b>Blocks:</b>               | 5 Trevor Mbakwe (Minnesota)               |
| <b>Steals:</b>    | 8 by Washington               | <b>Steals:</b>               | 6 Justin Holiday (Washington)             |
| <b>Fouls:</b>     | 22 by Minnesota               |                              |                                           |

## VIRGINIA AND OPPONENT TEAM Lows FOR THE 2010-11 SEASON

| Virginia          |                                                 | Opponent          |                                                 |
|-------------------|-------------------------------------------------|-------------------|-------------------------------------------------|
| <b>Points:</b>    | 47 vs. Iowa State                               | <b>Points:</b>    | 44 by Radford                                   |
| <b>FG Att:</b>    | 44 vs. Oregon (22-44)                           | <b>FG Att:</b>    | 44 by USC Upstate (19-44), Radford (17-44)      |
| <b>FG Made:</b>   | 13 vs. Radford (13-47)                          | <b>FG Made:</b>   | 17 by Radford (17-44), by Norfolk State (17-56) |
| <b>FG %:</b>      | 27.7 vs. Radford (13-47)                        | <b>FG %:</b>      | 30.4 by Norfolk State (17-56)                   |
| <b>3-FG Att:</b>  | 12 at Virginia Tech (4-12), vs. Oregon (5-12)   | <b>3-FG Att:</b>  | 10 by Radford (4-10)                            |
| <b>3-FG Made:</b> | 2 vs. Seattle (2-20)                            | <b>3-FG Made:</b> | 2 by Norfolk State (2-16)                       |
| <b>3-FG %:</b>    | 10.0 vs. Seattle (2-20)                         | <b>3-FG %:</b>    | 12.5 by Norfolk State (2-16)                    |
| <b>FT Att:</b>    | 7 vs. Iowa State (4-7)                          | <b>FT Att:</b>    | 4 by Virginia Tech (4-4)                        |
| <b>FT Made:</b>   | 4 vs. Iowa State (4-7), vs. Howard (4-8)        | <b>FT Made:</b>   | 4 by Virginia Tech (4-4)                        |
| <b>FT %:</b>      | 50.0 vs. Norfolk State (5-10), vs. Howard (4-8) | <b>FT %:</b>      | 42.9 by Stanford (6-14)                         |
| <b>Rebounds:</b>  | 17 vs. Howard                                   | <b>Rebounds:</b>  | 18 by USC Upstate                               |
| <b>Assists:</b>   | 6 vs. Seattle                                   | <b>Assists:</b>   | 5 by Seattle                                    |
| <b>Turnovers:</b> | 8 vs. William and Mary                          | <b>Turnovers:</b> | 8 by William and Mary                           |
| <b>Blocks:</b>    | 0 vs. Iowa State, vs. Howard                    | <b>Blocks:</b>    | 1 on four occasions                             |
| <b>Steals:</b>    | 3 vs. Norfolk State                             | <b>Steals:</b>    | 2 by Stanford                                   |
| <b>Fouls:</b>     | 12 at Virginia Tech, vs. Howard                 | <b>Fouls:</b>     | 11 by Howard                                    |

(1) - min 5 attempts

(2) - min 3 attempts

# 2010-11 VIRGINIA MEN'S BASKETBALL GAME NOTES

## THE CAVALIERS' RECORD IN 2010-11 WHEN UVa:

|                                                 |     |
|-------------------------------------------------|-----|
| leads at halftime.....                          | 9-0 |
| trails at halftime.....                         | 1-5 |
| tied at halftime.....                           | 0-0 |
| goes into overtime.....                         | 0-0 |
| leads by 10 or more points.....                 | 9-1 |
| trails by 10 or more points.....                | 1-5 |
| shoots 50% or better.....                       | 4-0 |
| shoots less than 50%.....                       | 6-5 |
| shoots less than 45%.....                       | 3-5 |
| shoots less than 40%.....                       | 2-3 |
| opponent shoots 50% or better.....              | 2-3 |
| opponent shoots less than 50%.....              | 8-2 |
| opponent shoots less than 45%.....              | 8-1 |
| opponent shoots less than 40%.....              | 5-0 |
| has higher FG% than opponent.....               | 8-1 |
| has lower FG% than opponent.....                | 2-4 |
| has same FG% as opponent.....                   | 0-0 |
| outrounds its opponent.....                     | 7-1 |
| is outrebounded by opponent.....                | 3-4 |
| has same rebounds as opponent.....              | 0-0 |
| has more offensive rebounds than opponent.....  | 7-3 |
| has fewer offensive rebounds than opponent..... | 3-2 |
| has same offensive rebounds as opponent.....    | 0-0 |
| has fewer turnovers than opponent.....          | 7-2 |
| has more turnovers than opponent.....           | 0-2 |
| has same turnovers as opponent.....             | 3-1 |
| has fewer than 10 turnovers.....                | 2-2 |
| opponent has fewer than 10 turnovers.....       | 1-1 |
| shoots more FTs than opponent.....              | 7-2 |
| shoots fewer FTs than opponent.....             | 3-3 |
| shoots the same FTs as opponent.....            | 0-0 |
| has game decided by 10 points or less.....      | 4-1 |
| has game decided by 5 points or less.....       | 2-0 |
| scores <60 points.....                          | 3-3 |
| scores 60-69 points.....                        | 2-2 |
| scores 70-79 points.....                        | 3-0 |
| scores 80-89 points.....                        | 2-0 |
| scores 90+ points.....                          | 0-0 |
| allows <60 points.....                          | 8-1 |
| allows 60-69 points.....                        | 1-1 |
| allows 70-79 points.....                        | 1-1 |
| allows 80-89 points.....                        | 0-1 |
| allows 90+ points.....                          | 0-1 |
| wins the tip.....                               | 5-2 |
| loses the tip.....                              | 5-3 |

## VIRGINIA IN ITS 10 WINS:

|                                     |                  |
|-------------------------------------|------------------|
| UVa's FG percentage.....            | 46.4 (234-504)   |
| UVa's FT percentage.....            | 72.6 (135-186)   |
| UVa's 3FG percentage.....           | 44.4 (80-180)    |
| UVa's offensive rebounds /game..... | 9.4 (94)         |
| UVa's rebounds/game.....            | 32.4 (324)       |
| UVa's rebound margin/game.....      | +3.1 (32.4-29.3) |
| UVa's assists/game.....             | 13.2 (132)       |
| UVa's turnovers/game.....           | 10.6 (106)       |
| UVa's points/game.....              | 68.3 (683)       |
| Opponent's FG percentage.....       | 40.8 (203-497)   |
| Opponent's points/game.....         | 54.9 (549)       |
| Opponent's turnovers/game.....      | 13.3 (133)       |
| Opponent's FT attempts/game.....    | 12.8 (128)       |

## VIRGINIA IN ITS 5 LOSSES:

|                                     |                  |
|-------------------------------------|------------------|
| UVa's FG percentage.....            | 36.9 (100-271)   |
| UVa's FT percentage.....            | 71.3 (57-80)     |
| UVa's 3FG percentage.....           | 24.7 (24-97)     |
| UVa's offensive rebounds /game..... | 10.6 (53)        |
| UVa's rebounds/game.....            | 31.6 (158)       |
| UVa's rebound margin/game.....      | -4.6 (31.6-36.2) |
| UVa's assists/game.....             | 8.8 (44)         |
| UVa's turnovers/game.....           | 12.6 (63)        |
| UVa's points/game.....              | 56.2 (281)       |
| Opponent's FG percentage.....       | 50.7 (140-276)   |
| Opponent's 3FG percentage.....      | 51.0 (51-100)    |
| Opponent's points/game.....         | 75.2 (376)       |
| Opponent's turnovers/game.....      | 11.0 (55)        |
| Opponent's FT attempts/game.....    | 15.0 (75)        |

## ADDITIONAL TEAM INFORMATION ...

Largest halftime lead:  
 Largest halftime deficit:  
 Largest halftime deficit overcome in a victory:  
 Largest halftime lead surrendered in a loss:  
 Largest deficit overcome in a victory:  
 Largest lead surrendered in a loss:  
 Largest deficit at any time:  
 Largest lead at any time:

Most consecutive points scored:  
 Most consecutive points allowed:

15 vs. Oklahoma, Nov. 23 (40-25)  
 24 vs. Washington, Nov. 22 (31-55)  
 10 at Minnesota, Nov. 29 (29-39)  
 --  
 13 at Minnesota, Nov. 29 (trailed 29-42 @ 19:37, 2nd Half)  
 16 vs. Wichita State, Nov. 24 (led 20-4 @ 12:36, 1st Half)  
 48 vs. Washington, Nov. 22 (57-105 @ 2:00, 2nd Half)  
 24 vs. William & Mary, Nov. 12 (76-52 - final score)  
 24 vs. Howard, Jan. 4 (80-56 @ 6:39, 2nd Half)  
 22 vs. Radford, Dec. 7  
 14 vs. Iowa State, Dec. 30

# 2010-11 VIRGINIA MEN'S BASKETBALL GAME NOTES

## VIRGINIA'S LEADING PERFORMERS IN 2010-11 ...

| <b>OPPONENT</b>   | <b>SCORE</b> | <b>POINTS</b>           | <b>REBOUNDS</b>   | <b>ASSISTS</b>                       |
|-------------------|--------------|-------------------------|-------------------|--------------------------------------|
| William and Mary  | 76-52        | Billy Baron (19)        | Mike Scott (9)    | Jontel Evans (7)                     |
| USC Upstate       | 74-54        | Mike Scott (19)         | Mike Scott (12)   | KT Harrell, Billy Baron (3)          |
| at Stanford       | 60-81        | Mustapha Farrakhan (14) | Mike Scott (6)    | Jontel Evans (5)                     |
| vs. Washington    | 63-106       | Joe Harris (19)         | KT Harrell (8)    | Mustapha Farrakhan, Jontel Evans (3) |
| vs. Oklahoma      | 74-56        | Mike Scott (27)         | Mike Scott (15)   | Jontel Evans (6)                     |
| vs. Wichita State | 58-70        | Mike Scott (16)         | Mike Scott (10)   | Jontel Evans (5)                     |
| at Minnesota      | 87-79        | Joe Harris (24)         | Mike Scott (12)   | Jontel Evans (5)                     |
| at Virginia Tech  | 57-54        | Mike Scott (21)         | Mike Scott (13)   | Mustapha Farrakhan (5)               |
| Radford           | 54-44        | Mustapha Farrakhan (14) | Mike Scott (13)   | Jontel Evans (2)                     |
| Oregon            | 63-48        | Joe Harris (14)         | Akil Mitchell (7) | Sammy Zeglinski (2)                  |
| Norfolk State     | 50-49        | KT Harrell (20)         | Assane Sene (12)  | Sammy Zeglinski (4)                  |
| Seattle           | 53-59        | Mustapha Farrakhan (18) | Mike Scott (8)    | Evans, Farrakhan, Zeglinski (2)      |
| Iowa State        | 47-60        | KT Harrell (16)         | Will Sherrill (9) | Akil Mitchell, Sammy Zeglinski (2)   |
| LSU               | 64-50        | KT Harrell (9)          | Assane Sene (6)   | Joe Harris (4)                       |
| Howard            | 84-63        | Mustapha Farrakhan (31) | Assane Sene (5)   | Jontel Evans (6)                     |
|                   |              |                         |                   | Jontel Evans (10)                    |

## LED VIRGINIA IN...

### **SCORING**

|           | '11 | '10 | '09 | '08 | Career |
|-----------|-----|-----|-----|-----|--------|
| Scott     | 4   | 9   | 2   | -   | 15     |
| Farrakhan | 4   | -   | -   | -   | 4      |
| Harrell   | 4   |     |     |     | 4      |
| Harris    | 3   |     |     |     | 3      |
| Zeglinski | -   | 1   | 1   | -   | 2      |
| Baron     | 1   |     |     |     | 1      |

### **REBOUNDING**

|           | '11 | '10 | '09 | '08 | Career |
|-----------|-----|-----|-----|-----|--------|
| Scott     | 9   | 20  | 13  | 8   | 50     |
| Sene      | 3   | 3   | 5   |     | 11     |
| Zeglinski | -   | 6   | 1   | -   | 7      |
| Sherrill  | 1   | 1   | -   | -   | 2      |
| Harrell   | 1   |     |     |     | 1      |
| Mitchell  | 1   |     |     |     | 1      |
| Evans     | -   | 1   |     |     | 1      |

### **ASSISTS**

|           | '11 | '10 | '09 | '08 | Career |
|-----------|-----|-----|-----|-----|--------|
| Zeglinski | 4   | 11  | 13  | -   | 28     |
| Evans     | 10  | 7   |     |     | 17     |
| Farrakhan | 3   | 9   | 2   | -   | 14     |
| Scott     | -   | 2   | 3   | -   | 5      |
| Baron     | 1   |     |     |     | 1      |
| Harrell   | 1   |     |     |     | 1      |
| Harris    | 1   |     |     |     | 1      |
| Mitchell  | 1   |     |     |     | 1      |
| Sherrill  | -   | 1   | -   | -   | 1      |

**2010-11 Virginia Basketball**  
**Virginia Season Schedule/Results & Leaders (as of Jan 04, 2011)**  
**All games**

| <b>RECORD:</b> | <b>OVERALL</b> | <b>HOME</b> | <b>AWAY</b> | <b>NEUTRAL</b> |
|----------------|----------------|-------------|-------------|----------------|
| ALL GAMES      | 10-5           | 7-2         | 2-1         | 1-2            |
| CONFERENCE     | 1-0            | 0-0         | 1-0         | 0-0            |
| NON-CONFERENCE | 9-5            | 7-2         | 1-1         | 1-2            |

| <b>Date</b> | <b>Opponent</b>   | <b>Score</b> | <b>Att.</b> | <b>High Points</b>                         | <b>High Rebounds</b> |
|-------------|-------------------|--------------|-------------|--------------------------------------------|----------------------|
| 11/12/10    | WILLIAM & MARY    | W 76-52      | 10003       | (19) Billy Baron                           | (9) Mike Scott       |
| 11/15/10    | USC UPSTATE       | W 74-54      | 7751        | (19) Mike Scott                            | (12) Mike Scott      |
| 11/18/10    | at Stanford       | 60-81 L      | 5314        | (14) Mustapha Farrakhan                    | (6) Mike Scott       |
| 11-22-10    | vs Washington     | 63-106 L     | 2400        | (19) Joe Harris                            | (8) KT Harrell       |
| 11-23-10    | vs Oklahoma       | W 74-56      | 2400        | (27) Mike Scott                            | (15) Mike Scott      |
| 11-24-10    | vs Wichita State  | 58-70 L      | 2400        | (16) Mike Scott                            | (10) Mike Scott      |
| 11/29/10    | at Minnesota      | W 87-79      | 12089       | (24) Joe Harris                            | (12) Mike Scott      |
| 12/05/10    | *at Virginia Tech | W 57-54      | 9847        | (21) Mike Scott                            | (13) Mike Scott      |
| 12/07/10    | RADFORD           | W 54-44      | 8242        | (14) Joe Harris<br>(14) Mustapha Farrakhan | (13) Mike Scott      |
| 12/17/10    | OREGON            | W 63-48      | 9708        | (20) KT Harrell                            | (7) Akil Mitchell    |
| 12/20/10    | NORFOLK STATE     | W 50-49      | 7856        | (18) Mustapha Farrakhan                    | (12) Assane Sene     |
| 12/22/10    | SEATTLE           | 53-59 L      | 8679        | (16) KT Harrell                            | (8) Mike Scott       |
| 12/30/10    | IOWA STATE        | 47-60 L      | 10032       | (9) KT Harrell                             | (9) Will Sherrill    |
| 01/02/11    | LSU               | W 64-50      | 10049       | (15) KT Harrell                            | (6) Assane Sene      |
| 01/04/11    | HOWARD            | W 84-63      | 7687        | (31) Mustapha Farrakhan                    | (5) Assane Sene      |

\* - Conference game

| <b>Attendance Summary</b> | <b>Games</b> | <b>Attend</b> | <b>Avg/Game</b> |
|---------------------------|--------------|---------------|-----------------|
| Home                      | 9            | 80007         | 8890            |
| Away                      | 3            | 27250         | 9083            |
| Neutral                   | 3            | 7200          | 2400            |
| Total                     | 15           | 114457        | 7630            |

**2010-11 Virginia Basketball**  
**Virginia Points-Rebounds-Assists (as of Jan 04, 2011)**  
**All games**

| Opponent         | Date     | Score  |   | 01         | 02        | 04         | 05         | 12         | 13         | 15         |
|------------------|----------|--------|---|------------|-----------|------------|------------|------------|------------|------------|
|                  |          |        |   | EVANS,JONT | FARRAKHAN | REGAN,WILL | SENE,ASSAN | HARRIS,JOE | ZEGLINSKI, | BARON,BILL |
| WILLIAM & MARY   | 11/12/10 | 76-52  | w | 6-2-7      | 10-4-1    | 3-0-0      | 2-2-0      | 2-4-3      | DNP        | 19-0-3     |
| USC UPSTATE      | 11/15/10 | 74-54  | w | 10-4-1     | 11-1-2    | DNP        | 2-0-0      | 8-2-1      | DNP        | 14-3-3     |
| at Stanford      | 11/18/10 | 60-81  | L | 11-3-5     | 14-1-2    | 2-1-0      | 0-2-0      | 12-1-0     | DNP        | 2-1-2      |
| vs Washington    | 11-22-10 | 63-106 | L | 3-1-3      | 4-1-3     | 1-3-0      | 1-0-0      | 19-7-0     | DNP        | 3-2-0      |
| vs Oklahoma      | 11-23-10 | 74-56  | w | 5-5-6      | 10-0-3    | 2-2-0      | 4-1-0      | 8-2-1      | DNP        | 7-1-0      |
| vs Wichita State | 11-24-10 | 58-70  | L | 10-3-5     | 0-0-0     | 0-0-0      | 2-2-0      | 9-4-1      | DNP        | 0-1-0      |
| at Minnesota     | 11/29/10 | 87-79  | w | 3-1-5      | 23-5-4    | 0-0-0      | 7-6-0      | 24-5-1     | DNP        | 0-1-1      |
| at Virginia Tech | 12/05/10 | 57-54  | w | 4-2-4      | 9-5-5     | 0-0-0      | 4-3-0      | 10-3-2     | 0-0-3      | 0-0-0      |
| RADFORD          | 12/07/10 | 54-44  | w | 2-1-2      | 14-3-1    | 0-0-0      | 0-7-0      | 14-2-0     | 0-0-2      | 0-0-1      |
| OREGON           | 12/17/10 | 63-48  | w | 7-1-1      | 17-3-1    | 0-0-0      | 0-4-0      | 5-6-0      | 12-4-4     | 0-0-0      |
| NORFOLK STATE    | 12/20/10 | 50-49  | w | 3-4-2      | 18-5-2    | 2-2-0      | 2-12-0     | 3-0-1      | 6-2-2      | 3-0-0      |
| SEATTLE          | 12/22/10 | 53-59  | L | 4-3-0      | 6-1-0     | 0-2-0      | 0-3-0      | 6-5-1      | 9-4-2      | 0-0-0      |
| IOWA STATE       | 12/30/10 | 47-60  | L | 4-1-2      | 6-2-0     | 7-2-0      | 7-3-0      | 4-4-4      | 3-5-0      | 3-2-1      |
| LSU              | 01/02/11 | 64-50  | w | 8-4-6      | 11-3-2    | 4-4-0      | 0-6-0      | 9-5-0      | 0-1-0      | DNP        |
| HOWARD           | 01/04/11 | 84-63  | w | 0-0-10     | 31-1-0    | 2-0-0      | 9-5-1      | 16-0-1     | 8-4-2      | 0-0-2      |

| Opponent         | Date     | Score  |   | 22         | 23         | 24         | 25         | 32         |
|------------------|----------|--------|---|------------|------------|------------|------------|------------|
|                  |          |        |   | SHERRILL,W | SCOTT,MIKE | HARRELL,KT | MITCHELL,A | ROGERS,THO |
| WILLIAM & MARY   | 11/12/10 | 76-52  | w | 3-6-1      | 18-9-0     | 13-5-1     | 0-1-1      | 0-0-0      |
| USC UPSTATE      | 11/15/10 | 74-54  | w | 2-1-1      | 19-12-2    | 5-2-3      | 3-4-0      | DNP        |
| at Stanford      | 11/18/10 | 60-81  | L | 8-5-0      | 8-6-2      | 3-0-0      | 0-4-0      | DNP        |
| vs Washington    | 11-22-10 | 63-106 | L | 3-2-0      | 11-4-0     | 14-8-2     | 4-5-1      | 0-0-0      |
| vs Oklahoma      | 11-23-10 | 74-56  | w | 11-5-2     | 27-15-2    | 0-0-0      | DNP        | DNP        |
| vs Wichita State | 11-24-10 | 58-70  | L | 11-5-0     | 16-10-3    | 10-1-0     | 0-0-0      | DNP        |
| at Minnesota     | 11/29/10 | 87-79  | w | 6-0-3      | 17-12-3    | 7-2-2      | DNP        | DNP        |
| at Virginia Tech | 12/05/10 | 57-54  | w | DNP        | 21-13-2    | 7-0-0      | 2-1-0      | DNP        |
| RADFORD          | 12/07/10 | 54-44  | w | DNP        | 10-13-1    | 13-2-1     | 1-3-0      | DNP        |
| OREGON           | 12/17/10 | 63-48  | w | DNP        | DNP        | 20-4-1     | 2-7-0      | 0-0-0      |
| NORFOLK STATE    | 12/20/10 | 50-49  | w | DNP        | DNP        | 9-3-0      | 4-6-1      | DNP        |
| SEATTLE          | 12/22/10 | 53-59  | L | DNP        | 12-8-1     | 16-4-0     | 0-1-2      | DNP        |
| IOWA STATE       | 12/30/10 | 47-60  | L | 4-9-0      | DNP        | 9-3-0      | 0-5-2      | DNP        |
| LSU              | 01/02/11 | 64-50  | w | 8-5-1      | DNP        | 15-3-0     | 9-3-1      | DNP        |
| HOWARD           | 01/04/11 | 84-63  | w | 0-0-0      | DNP        | 14-1-1     | 4-3-3      | 0-0-0      |

**2010-11 Virginia Basketball**  
**Virginia Team Game-by-Game Comparison (as of Jan 04, 2011)**  
**All games**

| Opponent       | 1st   | 2nd   | Score  | Mar  | Total FG    | FG Pct    | 3-Pointers | 3FG Pct   | Free Throws | FT Pct    | Rebounds  | Assist | T/Over | Block | Steal | Fouls |
|----------------|-------|-------|--------|------|-------------|-----------|------------|-----------|-------------|-----------|-----------|--------|--------|-------|-------|-------|
| WILLIAM & MARY | 28/27 | 48/25 | 76-52  | +24  | 28-56/18-48 | .500/.375 | 12-23/7-26 | .522/.269 | 8-11/9-16   | .727/.563 | 37/27 +10 | 17/8   | 8/8    | 1/1   | 6/4   | 15/13 |
| USC UPSTATE    | 31/28 | 43/26 | 74-54  | +20  | 25-47/19-44 | .532/.432 | 5-15/10-23 | .333/.435 | 19-25/6-10  | .760/.600 | 35/18 +17 | 13/13  | 12/13  | 1/2   | 6/7   | 14/19 |
| Stanford       | 34/37 | 26/44 | 60-81  | (21) | 20-47/31-57 | .426/.544 | 9-24/13-23 | .375/.565 | 11-11/6-14  | 1000/.429 | 25/33 (8) | 11/13  | 18/12  | 2/2   | 4/2   | 18/16 |
| Washington     | 31/55 | 32/51 | 63-106 | (43) | 22-58/40-69 | .379/.580 | 4-16/17-26 | .250/.654 | 15-26/9-13  | .577/.692 | 34/39 (5) | 9/22   | 17/9   | 2/4   | 4/8   | 17/21 |
| Oklahoma       | 40/25 | 34/31 | 74-56  | +18  | 25-52/20-45 | .481/.444 | 7-18/6-17  | .389/.353 | 17-27/10-14 | .630/.714 | 32/30 +2  | 14/9   | 9/17   | 1/5   | 8/3   | 16/18 |
| Wichita State  | 31/35 | 27/35 | 58-70  | (12) | 22-51/22-52 | .431/.423 | 6-13/8-16  | .462/.500 | 8-13/18-22  | .615/.818 | 29/36 (7) | 9/15   | 10/10  | 2/3   | 4/6   | 20/16 |
| Minnesota      | 29/39 | 58/40 | 87-79  | +8   | 26-55/29-58 | .473/.500 | 10-13/9-22 | .769/.409 | 25-30/12-20 | .833/.600 | 36/31 +5  | 19/15  | 11/11  | 1/7   | 5/7   | 18/22 |
| Virginia Tech  | 36/24 | 21/30 | 57-54  | +3   | 23-49/22-51 | .469/.431 | 4-12/6-15  | .333/.400 | 7-11/4-4    | .636/1000 | 30/28 +2  | 16/8   | 10/11  | 6/7   | 5/4   | 12/16 |
| RADFORD        | 32/19 | 22/25 | 54-44  | +10  | 13-47/17-44 | .277/.386 | 8-21/4-10  | .381/.400 | 20-24/6-8   | .833/.750 | 35/30 +5  | 8/6    | 13/19  | 7/1   | 8/5   | 15/20 |
| OREGON         | 25/22 | 38/26 | 63-48  | +15  | 22-44/19-55 | .500/.345 | 5-12/3-19  | .417/.158 | 14-19/7-9   | .737/.778 | 30/32 (2) | 7/8    | 11/13  | 6/2   | 6/5   | 16/17 |
| NORFOLK STATE  | 22/20 | 28/29 | 50-49  | +1   | 19-54/17-56 | .352/.304 | 7-22/2-16  | .318/.125 | 5-10/13-18  | .500/.722 | 36/42 (6) | 8/7    | 11/11  | 4/6   | 3/6   | 16/15 |
| SEATTLE        | 23/30 | 30/29 | 53-59  | (6)  | 16-53/24-48 | .302/.500 | 2-20/5-14  | .100/.357 | 19-23/6-13  | .826/.462 | 32/36 (4) | 6/5    | 9/14   | 5/1   | 6/6   | 15/20 |
| IOWA STATE     | 15/24 | 32/36 | 47-60  | (13) | 20-62/23-50 | .323/.460 | 3-24/8-21  | .125/.381 | 4-7/6-13    | .571/.462 | 38/37 +1  | 9/14   | 9/10   | 0/3   | 5/5   | 15/12 |
| LSU            | 26/22 | 38/28 | 64-50  | +14  | 21-52/18-51 | .404/.353 | 6-19/3-13  | .316/.231 | 16-21/11-17 | .762/.647 | 36/32 +4  | 10/7   | 11/12  | 6/3   | 6/3   | 15/15 |
| HOWARD         | 45/32 | 39/31 | 84-63  | +21  | 32-48/24-45 | .667/.533 | 16-25/8-17 | .640/.471 | 4-8/7-12    | .500/.583 | 17/23 (6) | 20/8   | 10/18  | 0/1   | 10/5  | 12/11 |

Note: Game totals are displayed in the format TEAM/OPPONENT for each category

**2010-11 Virginia Basketball**  
**Virginia Game-by-Game Highs (as of Jan 04, 2011)**  
**All games**

| Opponent         | Date     | Score  | Points                              | Rebounds        | Assists                                                 | Steals                                                              | Blocked shots                         |
|------------------|----------|--------|-------------------------------------|-----------------|---------------------------------------------------------|---------------------------------------------------------------------|---------------------------------------|
| WILLIAM & MARY   | 11/12/10 | 76-52  | 19-Billy Baron                      | 9-Mike Scott    | 7-Jontel Evans                                          | 2-Mustapha Farrakhan                                                | 1-Mike Scott                          |
| USC UPSTATE      | 11/15/10 | 74-54  | 19-Mike Scott                       | 12-Mike Scott   | 3-KT Harrell                                            | 2-Billy Baron                                                       | 1-Mustapha Farrakhan                  |
| at Stanford      | 11/18/10 | 60-81  | 14-Mustapha Farrakhan               | 6-Mike Scott    | 5-Jontel Evans                                          | 2-Jontel Evans                                                      | 1-Mike Scott<br>Will Regan            |
| vs Washington    | 11-22-10 | 63-106 | 19-Joe Harris                       | 8-KT Harrell    | 3-Mustapha Farrakhan<br>Jontel Evans                    | 2-Billy Baron                                                       | 1-Assane Sene<br>Akil Mitchell        |
| vs Oklahoma      | 11-23-10 | 74-56  | 27-Mike Scott                       | 15-Mike Scott   | 6-Jontel Evans                                          | 3-Jontel Evans                                                      | 1-Assane Sene                         |
| vs Wichita State | 11-24-10 | 58-70  | 16-Mike Scott                       | 10-Mike Scott   | 5-Jontel Evans                                          | 1-Jontel Evans<br>Mustapha Farrakhan<br>Will Sherrill<br>Joe Harris | 1-Mustapha Farrakhan<br>Will Sherrill |
| at Minnesota     | 11/29/10 | 87-79  | 24-Joe Harris                       | 12-Mike Scott   | 5-Jontel Evans                                          | 3-Will Sherrill                                                     | 1-Assane Sene                         |
| at Virginia Tech | 12/05/10 | 57-54  | 21-Mike Scott                       | 13-Mike Scott   | 5-Mustapha Farrakhan                                    | 2-Mustapha Farrakhan                                                | 2-Assane Sene<br>Mustapha Farrakhan   |
| RADFORD          | 12/07/10 | 54-44  | 14-Mustapha Farrakhan<br>Joe Harris | 13-Mike Scott   | 2-Jontel Evans<br>Sammy Zeglinski                       | 3-Jontel Evans                                                      | 3-Assane Sene                         |
| OREGON           | 12/17/10 | 63-48  | 20-KT Harrell                       | 7-Akil Mitchell | 4-Sammy Zeglinski                                       | 2-Sammy Zeglinski                                                   | 2-Will Regan                          |
| NORFOLK STATE    | 12/20/10 | 50-49  | 18-Mustapha Farrakhan               | 12-Assane Sene  | 2-Sammy Zeglinski<br>Jontel Evans<br>Mustapha Farrakhan | 2-Mustapha Farrakhan                                                | 3-Assane Sene                         |
| SEATTLE          | 12/22/10 | 53-59  | 16-KT Harrell                       | 8-Mike Scott    | 2-Akil Mitchell<br>Sammy Zeglinski                      | 3-Sammy Zeglinski                                                   | 2-Mike Scott                          |
| IOWA STATE       | 12/30/10 | 47-60  | 9-KT Harrell                        | 9-Will Sherrill | 4-Joe Harris                                            | 2-Jontel Evans                                                      | None                                  |
| LSU              | 01/02/11 | 64-50  | 15-KT Harrell                       | 6-Assane Sene   | 6-Jontel Evans                                          | 3-Jontel Evans                                                      | 2-Will Regan<br>Joe Harris            |
| HOWARD           | 01/04/11 | 84-63  | 31-Mustapha Farrakhan               | 5-Assane Sene   | 10-Jontel Evans                                         | 3-Jontel Evans<br>Akil Mitchell                                     | None                                  |

**2010-11 Virginia Basketball**  
**Virginia Team Game-by-Game (as of Jan 04, 2011)**  
**All games**

TEAM STATISTICS

| Opponent         | Date     | Score  |   | Total   |      | 3-Pointers |      | Free throws |       | Rebounds |     |     |      | pf  | a   | t/o | blk | stl | pts | avg  |
|------------------|----------|--------|---|---------|------|------------|------|-------------|-------|----------|-----|-----|------|-----|-----|-----|-----|-----|-----|------|
|                  |          |        |   | fg-fga  | pct  | 3fg-fga    | pct  | ft-fta      | pct   | off      | def | tot | avg  |     |     |     |     |     |     |      |
| WILLIAM & MARY   | 11/12/10 | 76-52  | W | 28-56   | .500 | 12-23      | .522 | 8-11        | .727  | 9        | 28  | 37  | 37.0 | 15  | 17  | 8   | 1   | 6   | 76  | 76.0 |
| USC UPSTATE      | 11/15/10 | 74-54  | W | 25-47   | .532 | 5-15       | .333 | 19-25       | .760  | 11       | 24  | 35  | 36.0 | 14  | 13  | 12  | 1   | 6   | 74  | 75.0 |
| at Stanford      | 11/18/10 | 60-81  | L | 20-47   | .426 | 9-24       | .375 | 11-11       | 1.000 | 5        | 20  | 25  | 32.3 | 18  | 11  | 18  | 2   | 4   | 60  | 70.0 |
| vs Washington    | 11-22-10 | 63-106 | L | 22-58   | .379 | 4-16       | .250 | 15-26       | .577  | 13       | 21  | 34  | 32.8 | 17  | 9   | 17  | 2   | 4   | 63  | 68.2 |
| vs Oklahoma      | 11-23-10 | 74-56  | W | 25-52   | .481 | 7-18       | .389 | 17-27       | .630  | 9        | 23  | 32  | 32.6 | 16  | 14  | 9   | 1   | 8   | 74  | 69.4 |
| vs Wichita State | 11-24-10 | 58-70  | L | 22-51   | .431 | 6-13       | .462 | 8-13        | .615  | 9        | 20  | 29  | 32.0 | 20  | 9   | 10  | 2   | 4   | 58  | 67.5 |
| at Minnesota     | 11/29/10 | 87-79  | W | 26-55   | .473 | 10-13      | .769 | 25-30       | .833  | 11       | 25  | 36  | 32.6 | 18  | 19  | 11  | 1   | 5   | 87  | 70.3 |
| at Virginia Tech | 12/05/10 | 57-54  | W | 23-49   | .469 | 4-12       | .333 | 7-11        | .636  | 10       | 20  | 30  | 32.2 | 12  | 16  | 10  | 6   | 5   | 57  | 68.6 |
| RADFORD          | 12/07/10 | 54-44  | W | 13-47   | .277 | 8-21       | .381 | 20-24       | .833  | 12       | 23  | 35  | 32.6 | 15  | 8   | 13  | 7   | 8   | 54  | 67.0 |
| OREGON           | 12/17/10 | 63-48  | W | 22-44   | .500 | 5-12       | .417 | 14-19       | .737  | 5        | 25  | 30  | 32.3 | 16  | 7   | 11  | 6   | 6   | 63  | 66.6 |
| NORFOLK STATE    | 12/20/10 | 50-49  | W | 19-54   | .352 | 7-22       | .318 | 5-10        | .500  | 10       | 26  | 36  | 32.6 | 16  | 8   | 11  | 4   | 3   | 50  | 65.1 |
| SEATTLE          | 12/22/10 | 53-59  | L | 16-53   | .302 | 2-20       | .100 | 19-23       | .826  | 12       | 20  | 32  | 32.6 | 15  | 6   | 9   | 5   | 6   | 53  | 64.1 |
| IOWA STATE       | 12/30/10 | 47-60  | L | 20-62   | .323 | 3-24       | .125 | 4-7         | .571  | 14       | 24  | 38  | 33.0 | 15  | 9   | 9   | 0   | 5   | 47  | 62.8 |
| LSU              | 01/02/11 | 64-50  | W | 21-52   | .404 | 6-19       | .316 | 16-21       | .762  | 13       | 23  | 36  | 33.2 | 15  | 10  | 11  | 6   | 6   | 64  | 62.9 |
| HOWARD           | 01/04/11 | 84-63  | W | 32-48   | .667 | 16-25      | .640 | 4-8         | .500  | 4        | 13  | 17  | 32.1 | 12  | 20  | 10  | 0   | 10  | 84  | 64.3 |
| Virginia         |          | 964    |   | 334-775 | .431 | 104-277    | .375 | 192-266     | .722  | 147      | 335 | 482 | 32.1 | 234 | 176 | 169 | 44  | 86  | 964 | 64.3 |
| Opponents        |          | 925    |   | 343-773 | .444 | 109-278    | .392 | 130-203     | .640  | 135      | 339 | 474 | 31.6 | 251 | 158 | 188 | 48  | 76  | 925 | 61.7 |

Games played: 15  
Points/game: 64.3  
FG Pct: 43.1  
3FG Pct: 37.5  
FT Pct: 72.2

Rebounds/game: 32.1  
Assists/game: 11.7  
Turnovers/game: 11.3  
Assist/turnover ratio: 1.0  
Steals/game: 5.7  
Blocks/game: 2.9



**2010-11 Virginia Basketball**  
**Virginia Overall Team Statistics (as of Jan 04, 2011)**  
**All games**

| <b>TEAM STATISTICS</b> | <b>VA</b> | <b>OPP</b> |
|------------------------|-----------|------------|
| <b>SCORING</b>         | 964       | 925        |
| Points per game        | 64.3      | 61.7       |
| Scoring margin         | +2.6      | -          |
| <b>FIELD GOALS-ATT</b> | 334-775   | 343-773    |
| Field goal pct         | .431      | .444       |
| <b>3 POINT FG-ATT</b>  | 104-277   | 109-278    |
| 3-point FG pct         | .375      | .392       |
| 3-pt FG made per game  | 6.9       | 7.3        |
| <b>FREE THROWS-ATT</b> | 192-266   | 130-203    |
| Free throw pct         | .722      | .640       |
| F-Throws made per game | 12.8      | 8.7        |
| <b>REBOUNDS</b>        | 482       | 474        |
| Rebounds per game      | 32.1      | 31.6       |
| Rebounding margin      | +0.5      | -          |
| <b>ASSISTS</b>         | 176       | 158        |
| Assists per game       | 11.7      | 10.5       |
| <b>TURNOVERS</b>       | 169       | 188        |
| Turnovers per game     | 11.3      | 12.5       |
| Turnover margin        | +1.3      | -          |
| Assist/turnover ratio  | 1.0       | 0.8        |
| <b>STEALS</b>          | 86        | 76         |
| Steals per game        | 5.7       | 5.1        |
| <b>BLOCKS</b>          | 44        | 48         |
| Blocks per game        | 2.9       | 3.2        |
| <b>WINNING STREAK</b>  | 2         | -          |
| Home win streak        | 2         | -          |
| <b>ATTENDANCE</b>      | 80007     | 34450      |
| Home games-Avg/Game    | 9-8890    | 3-9083     |
| Neutral site-Avg/Game  | -         | 3-2400     |

| <b>Score by Periods</b> | <b>1st</b> | <b>2nd</b> | <b>Totals</b> |
|-------------------------|------------|------------|---------------|
| Virginia                | 448        | 516        | 964           |
| Opponents               | 439        | 486        | 925           |

**2010-11 Virginia Basketball**  
**Virginia Season Box Score (as of Jan 04, 2011)**  
**All games**

| <b>RECORD:</b> | <b>OVERALL</b> | <b>HOME</b> | <b>AWAY</b> | <b>NEUTRAL</b> |
|----------------|----------------|-------------|-------------|----------------|
| ALL GAMES      | 10-5           | 7-2         | 2-1         | 1-2            |
| CONFERENCE     | 1-0            | 0-0         | 1-0         | 0-0            |
| NON-CONFERENCE | 9-5            | 7-2         | 1-1         | 1-2            |

| ##             | Player             | gp-gs | min  | avg  | Total   |      |         | 3-Point |         | F-Throw |     | Rebounds |     |      |     | pf | dq  | a   | to | blk | stl | pts  | avg |
|----------------|--------------------|-------|------|------|---------|------|---------|---------|---------|---------|-----|----------|-----|------|-----|----|-----|-----|----|-----|-----|------|-----|
|                |                    |       |      |      | fg-fga  | fg%  | 3fg-fga | 3fg%    | ft-fa   | ft%     | off | def      | tot | avg  |     |    |     |     |    |     |     |      |     |
| 23             | Mike Scott         | 10-9  | 337  | 33.7 | 53-110  | .482 | 1-1     | 1.000   | 52-59   | .881    | 38  | 64       | 102 | 10.2 | 16  | 0  | 16  | 24  | 7  | 3   | 159 | 15.9 |     |
| 02             | Mustapha Farrakhan | 15-11 | 427  | 28.5 | 58-132  | .439 | 25-66   | .379    | 43-53   | .811    | 4   | 31       | 35  | 2.3  | 20  | 0  | 26  | 25  | 7  | 12  | 184 | 12.3 |     |
| 24             | KT Harrell         | 15-9  | 356  | 23.7 | 55-116  | .474 | 14-35   | .400    | 31-47   | .660    | 16  | 22       | 38  | 2.5  | 29  | 0  | 11  | 14  | 0  | 2   | 155 | 10.3 |     |
| 12             | Joe Harris         | 15-12 | 396  | 26.4 | 53-117  | .453 | 27-64   | .422    | 16-22   | .727    | 17  | 33       | 50  | 3.3  | 32  | 0  | 16  | 26  | 6  | 11  | 149 | 9.9  |     |
| 22             | Will Sherrill      | 10-7  | 206  | 20.6 | 21-43   | .488 | 14-27   | .519    | 0-0     | .000    | 9   | 29       | 38  | 3.8  | 19  | 0  | 8   | 7   | 2  | 8   | 56  | 5.6  |     |
| 01             | Jontel Evans       | 15-14 | 408  | 27.2 | 30-72   | .417 | 1-5     | .200    | 19-32   | .594    | 7   | 28       | 35  | 2.3  | 33  | 0  | 59  | 32  | 2  | 22  | 80  | 5.3  |     |
| 13             | Sammy Zeglinski    | 8-1   | 152  | 19.0 | 13-46   | .283 | 9-35    | .257    | 3-6     | .500    | 2   | 18       | 20  | 2.5  | 7   | 0  | 15  | 8   | 0  | 10  | 38  | 4.8  |     |
| 15             | Billy Baron        | 14-0  | 174  | 12.4 | 15-46   | .326 | 12-36   | .333    | 9-13    | .692    | 0   | 11       | 11  | 0.8  | 9   | 0  | 13  | 6   | 0  | 6   | 51  | 3.6  |     |
| 05             | Assane Sene        | 15-11 | 250  | 16.7 | 13-33   | .394 | 0-0     | .000    | 14-20   | .700    | 21  | 35       | 56  | 3.7  | 39  | 0  | 1   | 12  | 13 | 4   | 40  | 2.7  |     |
| 25             | Akil Mitchell      | 13-1  | 176  | 13.5 | 13-34   | .382 | 0-2     | .000    | 3-9     | .333    | 11  | 32       | 43  | 3.3  | 22  | 0  | 11  | 9   | 2  | 7   | 29  | 2.2  |     |
| 04             | Will Regan         | 14-0  | 112  | 8.0  | 10-24   | .417 | 1-4     | .250    | 2-5     | .400    | 7   | 9        | 16  | 1.1  | 8   | 0  | 0   | 4   | 5  | 1   | 23  | 1.6  |     |
| 32             | Thomas Rogers      | 4-0   | 6    | 1.5  | 0-2     | .000 | 0-2     | .000    | 0-0     | .000    | 0   | 0        | 0   | 0.0  | 0   | 0  | 0   | 0   | 0  | 0   | 0   | 0.0  |     |
| Team           |                    |       |      |      |         |      |         |         |         |         | 15  | 23       | 38  |      |     |    |     | 2   |    |     |     |      |     |
| Total.....     |                    | 15    | 3000 |      | 334-775 | .431 | 104-277 | .375    | 192-266 | .722    | 147 | 335      | 482 | 32.1 | 234 | 0  | 176 | 169 | 44 | 86  | 964 | 64.3 |     |
| Opponents..... |                    | 15    | 3000 |      | 343-773 | .444 | 109-278 | .392    | 130-203 | .640    | 135 | 339      | 474 | 31.6 | 251 | -  | 158 | 188 | 48 | 76  | 925 | 61.7 |     |

| <b>Score by Periods</b> | <b>1st</b> | <b>2nd</b> | <b>Totals</b> |
|-------------------------|------------|------------|---------------|
| Virginia                | 448        | 516        | 964           |
| Opponents               | 439        | 486        | 925           |