

2010-11 VIRGINIA MEN'S BASKETBALL GAME NOTES

**GAME
#3**



VIRGINIA CAVALIERS (2-0, 0-0 ACC)
AT STANFORD CARDINAL (1-0, 0-0 PAC-10)



NOVEMBER 18, 2010 • MAPLES PAVILION • STANFORD, CALIF.



Steve Physioc, Marques Johnson, Rebecca Haarlow

TONIGHT'S GAME

- UVa plays its road opener tonight as it visits Stanford
- Virginia last won its road opener in 2007-08 at Arizona
- The game opens a span of six straight games away from home for the Cavaliers
- The Cavaliers are coming off a pair of home wins, the first time since 2001-02 they have started a year by winning by at least 20 points in their first two games

SERIES HISTORY

- Stanford leads the series 6-1 (Stanford leads 3-0 at Maples Pavilion)
- The Cardinal won last season's meeting 57-52 in the Cancun Challenge
- The last meeting at Stanford was a 65-49 Cardinal win in the 2006 NIT first round
- Stanford has won the last five meetings

AGAINST THE PAC-10

- Tonight's game is the first of three games for Virginia against Pac-10 opponents this season (vs. Washington in Maui Invitational first round, host Oregon)
- UVa is 9-9 against the Pac-10 (3-2 vs. Arizona, 1-0 vs. Arizona State, 1-6 vs. Stanford, 0-1 vs. UCLA, 1-0 vs. USC, 1-0 vs. Washington, 2-0 vs. Washington State)
- Virginia is 1-4 in road games vs. the Pac-10 (1-1 at Arizona, 0-3 at Stanford)
- The Cavaliers won 75-72 at Arizona in 2007-08 in their last visit to a Pac-10 school

LAST TIME OUT

- Virginia topped USC Upstate 74-54 at John Paul Jones Arena on Monday
- Mike Scott posted his 19th career double-double, leading the Cavaliers with 19 points and 12 rebounds
- Billy Baron (14 pts), Mustapha Farrakhan (11 pts) and Jontel Evans (10 pts) also scored in double figures for Virginia

SHARP-SHOOTING 'HOOS

- Virginia shot 50% or better from the field in both games this season (50% vs. William & Mary, 53.2% vs. USC Upstate)
- It is the first time the Cavaliers have shot at least 50% from the field in consecutive games since 2004-05 (57.1% vs. Clemson, 50.9% at Virginia Tech)

2010-11 SCHEDULE/RESULTS

Nov. 6	ROANOKE COLLEGE (ex)	W 82-50
Nov. 12	WILLIAM & MARY	W 76-52
Nov. 15	USC UPSTATE	W 74-54
Nov. 18	at Stanford	[FSN] 10:30 pm
Nov. 22	vs. Washington ¹	[ESPN2] 11:59 pm
Nov. 23	vs. UK/Okla ¹	[tbd] TBD
Nov. 24	vs. TBD ¹	[tbd] TBD
Nov. 29	at Minnesota ²	[ESPN2] 7:00 pm
Dec. 5	at Virginia Tech*	[FSN] 6:00 pm
Dec. 7	RADFORD	7:00 pm
Dec. 17	OREGON	[CSN] 8:00 pm
Dec. 20	NORFOLK STATE	7:00 pm
Dec. 22	SEATTLE	7:00 pm
Dec. 30	IOWA STATE	[CSN] 8:00 pm
Jan. 2	LSU	[FSN] 5:30 pm
Jan. 4	HOWARD	7:00 pm
Jan. 8	NORTH CAROLINA*	[ACC] 12:00 pm
Jan. 15	at Duke*	[ESPN] 2:00 pm
Jan. 19	at Boston College*	7:00 pm
Jan. 22	GEORGIA TECH*	[ACC] 12:00 pm
Jan. 27	MARYLAND*	[CSN] 7:00 pm
Jan. 29	at Wake Forest*	[ACC] 4:00 pm
Feb. 2	CLEMSON*	[ESPNU] 9:00 pm
Feb. 5	at Miami*	2:00 pm
Feb. 12	at Florida State*	[RSN] 3:00 pm
Feb. 16	DUKE*	[ESPN or ESPN2] 7:00 pm
Feb. 19	VIRGINIA TECH*	[ACC^{split}] 1:00 pm
Feb. 23	at Georgia Tech*	[ESPNU] 7:00 pm
Feb. 26	BOSTON COLLEGE*	[RSN] 12:00 pm
Mar. 1	NC STATE*	[RSN] 7:00 pm
Mar. 5	at Maryland*	[ACC] 2:00 pm
Mar. 10-13	at ACC Tournament (Greensboro, N.C.)	

¹ EA Sports Maui Invitational (Lahaina, Maui, Hawaii)

² ACC/Big Ten Challenge

* ACC game

[ACC] - ACC Network (formerly Raycom), [RSN] - Regional Sports Networks

[CSN] - Comcast SportsNet Mid-Atlantic

POSSIBLE STARTING LINEUP

G 1 Jontel Evans So. 8.0 ppg 3.0 rbg 4.0 apg

• Career-high 10 points vs. USC Upstate

G 2 Mustapha Farrakhan Sr. 10.5 ppg 2.5 rbg 1.5 apg

• 16th career double-figure scoring game with 11 points vs. USC Upstate

C 5 Assane Sene Jr. 2.0 ppg 1.0 rbg 0.0 bpg

• 19 blocks last season

F 23 Mike Scott Sr. 18.5 ppg 10.5 rbg 1.0 apg

• 19th career double-doubles came vs. USC Upstate (19 pts, 12 rebs)

G 24 KT Harrell Fr. 9.0 ppg 3.5 rpg 2.0 apg

• 2009-10 Gatorade Alabama Player of the Year

Virginia Athletics Media Relations • 154 John Paul Jones Arena, PO Box 400853, Charlottesville, VA 22904 • Office: (434) 982-5500 • Fax: (434) 982-5525

Rich Murray (Primary Men's Basketball Contact)
Steve Kirkland (Secondary Men's Basketball Contact)

Office: (434) 982-5530
Office: (434) 982-5535

Cell: (434) 981-4942
Cell: (434) 825-5241

Email: rmurray@virginia.edu
Email: skirkland@virginia.edu

2010-11 VIRGINIA MEN'S BASKETBALL GAME NOTES

RANKINGS

ASSOCIATED PRESS

1. Duke	1-0
2. Michigan State	1-0
3. Kansas State	1-0
4. Ohio State	1-0
5. Pittsburgh	3-0
6. Villanova	1-0
7. Kansas	1-0
8. North Carolina	1-0
9. Florida	1-0
10. Syracuse	2-0
11. Gonzaga	2-0
12. Kentucky	1-0
13. Illinois	3-0
14. Purdue	1-0
15. Missouri	0-0
16. Butler	1-0
17. Baylor	1-0
Washington	1-0
19. Memphis	1-0
20. Georgetown	1-0
21. Temple	2-0
22. Virginia Tech	1-0
23. BYU	1-0
23. Tennessee	1-0
25. San Diego State	1-0

Others receiving votes:

Texas, Wisconsin, West Virginia, Georgia, **Minnesota**, Florida State, UNLV, **Wichita State**, Richmond, Vanderbilt, **NC State**, **Connecticut**, Colorado, Arizona, Mississippi State, Murray State, UCLA, Xavier, Utah State, Ohio, **Maryland**, Portland, New Mexico, Appalachian State.

ESPN/USA TODAY

1. Duke	1-0
2. Michigan State	1-0
3. Kansas State	1-0
4. Pittsburgh	3-0
5. Ohio State	1-0
6. Kansas	1-0
7. Villanova	1-0
8. North Carolina	1-0
9. Purdue	1-0
10. Florida	1-0
11. Syracuse	2-0
12. Gonzaga	2-0
13. Kentucky	1-0
14. Missouri	0-0
15. Washington	1-0
16. Illinois	3-0
17. Baylor	1-0
18. Butler	1-0
19. Memphis	1-0
20. Temple	2-0
21. Georgetown	1-0
22. Texas	2-0
23. Tennessee	1-0
24. Virginia Tech	1-0
25. Wisconsin	1-0

Others receiving votes:

San Diego State, BYU, **Minnesota**, Florida State, UCLA, UNLV, West Virginia, **Wichita State**, Xavier, Vanderbilt, Mississippi State, Texas A&M, Richmond, New Mexico, Utah State, Georgia, Marquette, Saint Mary's, **NC State**, Northwestern, **Maryland**, Murray State, Dayton, Arizona.

• 2010-11 Opponents

• Potential 2010 Maui Invitational Opponent

HOOS ON THE ROAD

- Tonight's game begins a stretch of six games away from home for the Cavaliers
- It is the first time since 1991-92 that UVa has played six straight regular season games away from home
- The six games are in four different time zones (Pacific, Hawaii, Central, Eastern)
- The road trip will total 11,505 miles

Charlottesville-Stanford	2,368
Stanford-Lahaina	2,356
Lahaina-Charlottesville	4,721
Charlottesville-Minneapolis	910
Minneapolis-Charlottesville	910
Charlottesville-Blacksburg	120
Blacksburg-Charlottesville	120
ROADTRIP TOTAL	11,505

LONG RANGE FIRING

- Virginia shot over 50% (52.2%, 12-23) from 3-point range against William & Mary
- It was UVa's first game over 50% from behind the arc since going 7-12 last season against Texas-Pan American
- 12 3-pointers were the most UVa has made since making 13 vs. Liberty in 2008-09
- Against W&M, Billy Baron had the highest Cavalier three-point shooting percentage in a game (83.3 percent, 5-6) since Mamadi Diane (83.3 percent, 5-6) against Arizona on November 12, 2006 (minimum of five attempts)

FIRST-YEARS SHINE IN DEBUT

- The Cavalier first-years made an impact in their collegiate debut against William & Mary
- Billy Baron, KT Harrell, Will Regan, Joe Harris, Akil Mitchell and Thomas Rogers combined for 37 points and 10 rebounds against the Tribe
- It was the most points scored by Cavalier first-years in a season opener since 2003-04 when the Cavalier freshmen combined for 40 points against Mt. St. Mary's (Gary Forbes-21, Donte Minter-12, J.R. Reynolds-7)
- Baron (19 pts) and Harrell (13) were the first Virginia freshman duo to score in double figures in an opener since 2005-06 (Mamadi Diane 17, Lars Mikalauskas 14 vs. Liberty)

TAKING CARE OF THE BALL

- Virginia had just eight turnovers against William & Mary, the 16th time in 33 games under Tony Bennett that UVa has had 10 or fewer turnovers
- Last season the Cavaliers ranked first in the ACC and 13th nationally in fewest turnovers per game at 10.7

70 IS A MAGIC NUMBER

- Under Tony Bennett, Virginia is 13-1 when scoring at least 70 points
- The Cavaliers are 4-15 over the past two seasons when scoring under 70 points

CAVALIERS 11TH IN ACC PRESEASON POLL

- Virginia was selected 11th in the preseason poll at ACC Operation Basketball
- Reigning NCAA Champion Duke was the preseason favorite, followed by Virginia Tech, North Carolina, NC State, Florida State, Maryland, Clemson, Miami, Georgia Tech, Boston College, Virginia and Wake Forest

YOUNG CAVALIERS

- Seven of Virginia's 13 players are first years
- The seven true freshmen are a program record, breaking the previous high of six in 1989-90 (Blair Ford, Chris Havlicek, Ted Jeffries, Terry Kirby, Doug Smith, Shawn Wilson) and 2004-05 (T.J. Bannister, Jason Cain, Gary Forbes, Donte Minter, Vince Redd and J.R. Reynolds)

'HOOS BACK

- Six players return from last season's team that went 15-16 (5-11 ACC)
- Mike Scott is UVa's leading returning scorer (12.0 ppg) and rebounder (7.2 rbg)
- Sammy Zeglinski, UVa's leader in assists (80), steals (38) and 3-point field goals (61) also returns
- All six returning players averaged over 12.0 minutes per game last season

2010-11 VIRGINIA MEN'S BASKETBALL GAME NOTES

ZEGLINSKI OUT

- Sammy Zeglinski had an operation on Oct. 19 involving cartilage work on his left knee
- He is expected to be out approximately eight weeks

JOHNSON TO REDSHIRT

- Freshman forward James Johnson is expected to redshirt this season
- Virginia head coach Tony Bennett indicated that after Virginia's game with William & Mary on Nov. 12

SCOTT DOUBLING IT UP

- Mike Scott has 19 career double-doubles (ranks 12th in UVa history)
- He had his first double-double of the season against USC Upstate (19 pts, 12 rebs)

CHALLENGING SCHEDULE

- Virginia will play at least 11 games against teams that participated in the 2010 NCAA Tournament
- UVa will play at least five games against teams that participated in the 2010 National Invitation Tournament

AT JOHN PAUL JONES ARENA

- Virginia is 51-22 all-time at John Paul Jones Arena
- The Cavaliers were 11-6 at JPJA last season

TRI-CAPTAINS NAMED

- Mustapha Farrakhan, Mike Scott and Will Sherrill are the tri-captains for the 2010-11 season
- The three players make up this year's senior class

McKAY TO PARTICIPATE IN "SHOTS FROM THE HEART"

- Associate Head Coach Ritchie McKay is participating in "Shots from the Heart", a project designed to raise awareness for the growing problem of heart disease
- College basketball coaches will compete against one another in a free throw shooting tournament, which will benefit the American Heart Association
- The event will also pay tribute to the late Skip Prosser who passed away on July 26, 2007 of a heart attack
- McKay's first round matchup in the assistant coaches division is against Charles Baker of Campbell

THREE SIGN WITH VIRGINIA

- UVa signed three players to National Letters of Intent for the 2011 recruiting class
- The three players are 6-8 forward Darion Atkins of Clinton, Md.; 6-5 guard Malcolm Brogdon of Norcross, Ga.; and 6-7 wing Paul Jespersion of Merrill, Wisc.

UP NEXT

- The Cavaliers continue their trip next week at the EA SPORTS Maui Invitational
- Virginia opens play in the tournament on Monday against Washington
- It is the Cavaliers' fourth appearance in the Maui Invitational, as they were the runner-up in 1996 and 2002

DOUBLE TIME

DOUBLE-DOUBLES

	2010-11	Career
Mike Scott	1	19

DOUBLE-FIGURE SCORING GAMES

	2010-11	Career
Mike Scott	2	44
Sammy Zeglinski	–	26
Mustapha Farrakhan	2	16
Billy Baron	2	2
KT Harrell	1	1
Jontel Evans	1	1
Will Sherrill	–	1

20-POINT SCORING GAMES

	2010-11	Career
Mike Scott	–	4
Sammy Zeglinski	–	2

DOUBLE-FIGURE REBOUNDING GAMES

	2010-11	Career
Mike Scott	1	23
Assane Sene	–	5

ON THE LINE

CONSECUTIVE MADE FREE THROWS

	Current	Season High	Career High
Scott	9	9	14
Zeglinski	8	–	16
Farrakhan	2	2	19
Sene	2	–	5
Baron	1	7	7
Harris	1	1	1
Evans	–	2	4
Sherrill	–	–	4
Harrell	–	1	1
Mitchell	–	1	1

VIRGINIA'S CONSECUTIVE FREE THROW STREAKS OF 10 OR MORE THIS SEASON

none –

* active

AND ONES*

	2010-11	Career
Scott	2	10
Harrell	1	1
Evans	1	1
Harris	1	1
Farrakhan	–	5
Zeglinski	–	3 (1)

(#) - number of four-point plays

* Times making a basket when fouled and making the ensuing free throw too

2010-11 VIRGINIA MEN'S BASKETBALL GAME NOTES

2010-11 VIRGINIA CAVALIERS

No.	Player	Pos.	Yr.	Ht.	Hometown	PPG	RBG	Other	Minutes
1	Jontel Evans <i>• Career-high 10 points vs. USC Upstate</i>	G	So.	5-11	Hampton, Va.	8.0	3.0	4.0 apg	30.5
2	Mustapha Farrakhan (<i>Moo-sta-fa Fair-uh-con</i>) <i>• 16th career double-figure scoring game with 11 points vs. USC Upstate</i>	G	Sr.	6-4	Harvey, Ill.	10.5	2.5	1.5 apg	26.0
4	Will Regan (<i>Ree-gan</i>) <i>• 2010 New York State Class A Player of the Year</i>	F	Fr.	6-8	Williamsville, N.Y.	3.0	0.0	--	6.0
5	Assane Sene (<i>Uh-Sahn Sen</i>) <i>• 19 blocks last season</i>	C	Jr.	7-0	Saint-Louis, Senegal	2.0	1.0	--	12.0
12	Joe Harris <i>• 2010 Washington Mr. Basketball</i>	G	Fr.	6-6	Chelan, Wash.	5.0	3.0	2.0 apg	20.0
13	Sammy Zeglinski (<i>Zuh-glin-ski</i>) <i>• Out approximately eight weeks due to a knee operation on Oct. 19</i>	G	Jr.	6-1	Philadelphia, Pa.	--	--	--	--
15	Billy Baron <i>• Leads ACC in 3-point shooting at 77.8% (7-9)</i>	G	Fr.	6-2	E. Greenwich, R.I.	16.5	1.5	3.0 apg	23.0
22	Will Sherrill <i>• Former walk-on has earned a scholarship for 2010-11</i>	F	Sr.	6-9	New York, N.Y.	2.5	3.5	1.0 apg	22.0
23	Mike Scott <i>• 19th career double-double came vs. USC Upstate (19 pts, 12 rebs)</i>	F	Sr.	6-8	Chesapeake, Va.	18.5	10.5	1.0 apg	32.0
24	KT Harrell <i>• 2009-10 Gatorade Alabama Player of the Year</i>	G	Fr.	6-4	Montgomery, Ala.	9.0	3.5	2.0 apg	23.5
25	Akil Mitchell (<i>Ah-keel</i>) <i>• 2010 North Carolina Independent School Athletic Association All-State</i>	F	Fr.	6-8	Charlotte, N.C.	1.5	2.5	0.5 apg	8.0
32	Thomas Rogers <i>• Joined the program as a walk-on</i>	G	Fr.	6-6	Farmville, Va.	0.0	0.0	--	0.0
34	James Johnson <i>• Top 100 recruit by Scout.com and ESPNU, plans to redshirt this season</i>	F	Fr.	6-9	Wildomar, Calif.	--	--	--	--

HEAD COACH TONY BENNETT

SECOND SEASON AT VIRGINIA

Alma Mater: Wisc.-Green Bay '92
Hometown: Green Bay, Wisc.



CAREER RECORD

at Virginia	17-16	2 seasons
at Washington State	69-33	3 seasons
CAREER	86-49	5 seasons

VS. RANKED OPPONENTS (AP)

at Virginia	3-3
at Washington State	11-13
CAREER	14-16

AT VIRGINIA

- First coach in UVa history to win his first three ACC games

AT WASHINGTON STATE

- 2007 National Coach of the Year
- Led the Cougars to the 2007 and 2008 NCAA Tournaments
- 2008 NCAA Sweet Sixteen
- Led WSU to the highest ranking in school history (No. 4)

PLAYING CAREER

- Played for his father, Dick Bennett, at UWGB
- Two-time Mid-Continent Conference Player of the Year
- Finished career as the all-time leading scorer in conference history with 2,285 points
- Still the NCAA career 3-point percentage leader at 49.7 percent
- 1992 Frances Pomeroy Naismith Award (best senior player under six-feet tall)
- 1992 GTE Academic All-American of the Year
- Played three seasons in the NBA with Charlotte Hornets (1992-95)

2010-11 VIRGINIA MEN'S BASKETBALL GAME NOTES

THE LAST TIME ...

VIRGINIA INDIVIDUALS

- **Scored 30 points:** Sylvan Landesberg (32) vs. Boston College (2/4/09)
- **Scored 40 points:** Sean Singletary (41) at Miami (3/1/08)
- **Two players with 20 points:** Mike Scott (22) and Sylvan Landesberg (20) vs. UT-Pan American (1/5/10)
- **Three players with 20 points:** Chris Williams (27), Roger Mason, Jr. (22) and Donald Hand (20) vs. Duke (1/5/00)
- **Four players with 20 points:** Chris Williams (23), Donald Hand (22), Adam Hall (21), and Travis Watson (20) vs. Georgetown (3/15/00)
- **A player with back-to-back 25-point games:** Sylvan Landesberg, 26 at Georgia Tech (12/28/08), 25 vs. Xavier (1/3/09)
- **One player scored in double figures:** Jerome Meynsse (21) vs. Duke (2/28/10)
- **Five players scored in double figures:** Sammy Zeglinski (21), Jeff Jones (14), Jerome Meynsse (12), Mike Scott (11), Mustapha Farrakhan (10), vs. Boston College (3/11/10)
- **Six players scored in double figures:** Sean Singletary (27), Adrian Joseph (13), Jamil Tucker (13), Mamadi Diane (12), Calvin Baker (11), Laurynas Mikalauskas (11), vs. Maryland (3/9/08)
- **Seven players scored in double figures:** Cornel Parker (20), Junior Burrough (15), Ted Jeffries (14), Cory Alexander (13), Jason Williford (12), Yuri Barnes (11) and Doug Smith (11) vs. Clemson (1/13/93)
- **Had 15 rebounds:** Mike Scott (15) vs. Hampton (12/23/08)
- **Had 20 rebounds:** Travis Watson (20) vs. Wofford (1/2/03)
- **Had 25 rebounds:** Bob Mortell (25) vs. Washington & Lee (2/27/60)
- **Two players with 10 rebounds:** Sylvan Landesberg (11) and Mike Scott (10) at Maryland (1/20/09)
- **Three players with 10 rebounds:** Yuri Barnes (13), Jason Williford (12) and Junior Burrough (11) vs. Rice (12/4/93)
- **Double-Double:** Mike Scott (19 pts, 12 rebs) vs. USC Upstate (11/15/10)
- **Two players had a double-double:** Adrian Joseph (23 pts, 11 rebs) and Mike Scott (10 pts, 13 rebs) at Penn (11/23/07)
- **Three players had a double-double:** Jason Williford (10 pts, 15 rebs), Ted Jeffries (23 pts, 10 rebs), and Cornel Parker (11 pts, 11 rebs) at William & Mary (1/25/93)
- **Double-Double with points and assists:** Sean Singletary (22 pts, 10 assts) vs. Old Dominion (3/24/08)
- **Triple-Double:** Ralph Sampson (15 pts, 22 rebs, 10 blks) vs. Old Dominion (12/29/79)
- **Four Double-Doubles in a row:** Travis Watson (29 pts, 12 rebs) at NC State (2/6/02), (20 pts, 10 rebs) vs. Clemson (2/10/02), (17 pts, 10 rebs) vs. UNC (2/12/02), (13 pts, 12 rebs) at Wake (2/17/02)
- **20 points and 20 rebounds:** Travis Watson (21 pts, 20 rebs) vs. Wofford (1/2/03)
- **10 assists:** Sean Singletary (10) vs. Old Dominion (3/24/08)
- **5 Blocked Shots:** Assane Sene (5) vs. Hampton (12/23/09)
- **5 Steals:** Sammy Zeglinski (5) vs. Florida State (1/24/09)
- **Led UVA in Points, Rebounds and Assists:** Sylvan Landesberg (22 pts, 6 rebs, 5 assts) vs. Georgia Tech (1/13/10)
- **Hit a last second shot to win a game:** Sean Singletary vs. Duke (2/1/07) [jumper with one second in OT]; J.R. Reynolds vs. Loyola Marymount (12/23/04) [layup with 1.5 seconds in regulation]
- **Played every minute:** Sylvan Landesberg (45) vs. Clemson (2/15/09)
- **Played 40 or more minutes:** Sammy Zeglinski (40) and Mike Scott (40) vs. Virginia Tech (1/28/10)

VIRGINIA TEAM

- **Won in Overtime:** vs. Clemson, 85-81 (2/15/09)
- **Lost in Overtime:** vs. Wake Forest, 61-64 (2/6/10)
- **Played Two Overtimes:** vs. Maryland, L 89-92 (2/19/05)
- **Played Three Overtimes:** vs. Georgetown, L 111-115 (3/15/00)
- **Shot 70 percent for a Half:** 72.2% (13-18) vs. Wake Forest 2nd Half (2/24/96)
- **Shot 60 percent in a Game:** 60.0% (30-50) vs. Longwood (11/13/09)
- **Shot less than 30 percent in a Game:** 27.9% (17-61) vs. North Carolina (3/10/06)
- **Shot 90 percent from the free throw line:** 90.9% (20-22) at Maryland (2/15/10)
- **Shot 50 percent from 3-point line:** 52.2% (12-23) vs. William & Mary (11/12/10)
- **Shot less than 30 percent in a half:** 21.4% (6-28) in 2nd Half vs. Wake Forest (2/6/10)
- **Shot less than 20 percent in a half:** 13.6% (3-22) in 1st Half vs. Florida State (1/24/09)
- **Shot 55 percent or better and lost:** 56.9% (29-51) vs. Duke (3/14/03)
- **Attempted 50 FTs:** 52 (made 34) vs. Howard (12/12/94)
- **Made 30 FTs:** 31 (36 att.) vs. Tennessee (3/18/07)
- **Made 10 3-pt FGs:** 12 vs. William & Mary (11/12/10)
- **Failed to make a 3-pt FG:** at Georgia Tech (12/4/05)
- **Had 50 rebounds:** 50 vs. North Carolina (1/15/09)
- **Had 25 assists:** 27 vs. Howard (11/21/01)
- **Had 15 steals:** 16 vs. NC State (2/24/08)
- **Had 10 blocks:** 10 at Virginia Tech (1/10/09)
- **Scored 50 pts in a half:** 50 vs. Liberty, 2nd half (11/25/08)
- **Scored 60 pts in a half:** 60 vs. Gonzaga, 1st half (1/3/07)
- **Scored 70 pts in a half:** 70 vs. Coastal Carolina, 2nd half (11/20/00)
- **Scored 100 pts (ACC):** 103 vs. Maryland (1/16/07)
- **Scored 100 pts (non-conf):** 107 vs. VMI (11/16/08)
- **Scored under 20 pts in 1st half:** 15 at Wake (1/23/10)
- **Scored under 20 pts in 2nd half:** 19 vs. Duke (3/12/10)
- **Scored under 50 pts in a game:** 46 vs. Duke (3/12/10)

OPPONENT INDIVIDUALS

- **Scored 30 points:** Greivis Vasquez (30), Maryland (2/15/10)
- **Scored 35 points:** J.J. Redick (40), Duke (1/28/06)
- **Scored 40 points:** J.J. Redick (40), Duke (1/28/06)
- **Scored 50 points:** Len Chappell (50), Wake (2/12/62)
- **Two players with 20 points:** Kyle Singler (21) and Jon Scheyer (20), Duke (2/28/10)
- **Three players with 20 points:** Seth Curry (26), Kyle Ohman (26), Anthony Smith (21), Liberty (11/25/08)
- **Two players with 30 points:** Trevor Powell (31) and Tony Smith (31), Marquette (2/3/90)
- **Five players scored in double figures:** Zachery Peacock (19), Iman Shumpert (15), Derrick Favors (12), Gani Lawal (12), Mfon Udofia (10), Georgia Tech (1/13/10)
- **Six players scored in double figures:** Chris Paul (21), Justin Gray (17), Eric Williams (15), Jamaal Levy (12), Taron Downey (11) and Vytas Danelius (10), Wake Forest (1/2/05)
- **Seven players scored in double figures:** Stanley Burrell (15), Drew Lavender (13), C.J. Anderson (12), B.J. Raymond (12), Josh Duncan (11), Charles Bronson (11), and Jason Love (10), at Xavier (1/3/08)
- **Double-Double:** Kyle Singler (18 pts, 11 rebs), vs. Duke (3/12/10)
- **Double-Double with points and assists:** Eric Hayes (10 pts, 11 assts), at Maryland (1/20/09)


- **Two players had a double-double:** Donte Green (20 pts, 10 rebs) and Paul Harris (10 pts, 14 rebs), Syracuse (12/5/07)
- **Had 15 rebounds:** Trevor Booker (15), at Clemson (3/3/09)
- **Had 20 rebounds:** Tim Duncan (23), Wake (2/22/97)
- **Had 10 assists:** Eric Hayes (11), at Maryland (1/20/09)
- **5 Blocked Shots:** Michael Freeman (5), Hampton (12/23/08)
- **5 Steals:** Jon Scheyer (5), Duke (2/28/10)
- **Hit a last second shot to win a game:** Deron Washington of Virginia Tech (1/16/08) [0.0 seconds in overtime]

OPPONENT TEAM

- **Shot less than 30 percent in a Game:** 27.1% (13-48) NJIT (12/21/09)
- **Shot less than 30 percent in a Game (ACC):** 29.0% (20-69), Wake Forest (2/24/96)
- **Shot 60 percent in a Game:** 63.8% (37-58), at Xavier (1/3/08)
- **Shot 55 percent or better and lost:** 55.3% (26-47), Cleveland State (11/25/09)
- **Scored 100 pts:** 108, at Xavier (1/3/08)
- **Scored 60 pts in a half:** 60, at Miami, 2nd half (3/1/08)
- **Scored under 20 pts in 1st half:** 19, NJIT (12/21/09)
- **Scored under 20 pts in 2nd half:** 19, NC State (2/3/10)
- **Scored under 50 pts in a game:** 47, NC State (2/3/10)
- **Had 25 assists:** 27, at Xavier (1/3/08)
- **Had 15 steals:** 15, VMI (11/16/08)
- **Had 10 blocks:** 10 vs. North Carolina (1/15/09)
- **Failed to make a 3-pt FG:** vs. Arizona State (11/27/99)

JONTELEEVANS

#1



Sophomore • Guard • 5-11 • 190 • Hampton, Va. • Bethel

2010-11 SEASON:

- Had a career-high 10 points vs. USC Upstate
- Had six points and a career-high seven assists vs. William & Mary, tying a career high with 31 minutes played
- Had seven points and six rebounds in the exhibition vs. Roanoke College

SINGLE GAME BESTS

POINTS

Season: 10 vs. USC Upstate (11/15/10)
 Career: 10 vs. USC Upstate (11/15/10)
 ACC: 6 at Maryland (2/15/10)

REBOUNDS

Season: 4 vs. USC Upstate (11/15/10)
 Career: 7 vs. Miami (1/16/10)
 ACC: 7 vs. Miami (1/16/10)

FG MADE

Season: 4 vs. USC Upstate (11/15/10)
 Career: 4 vs. USC Upstate (11/15/10)
 ACC: 3 at Maryland (2/15/10)

FG ATTEMPTS

Season: 7 vs. USC Upstate (11/15/10)
 Career: 7 vs. USC Upstate (11/15/10)
 ACC: 6 vs. WF (2/6/10), at Md. (2/15/10)

3 PT FG MADE

Season: --
 Career: 1 vs. UAB (12/30/09), vs. UTPA (1/5/10)
 ACC: --

3 PT FG ATTEMPTS

Season: --
 Career: 2 on three occasions
 ACC: 2 vs. GT (1/13/10), at Wake (1/23/10)

FT MADE

Season: 2 vs. USC Upstate (11/15/10)
 Career: 3 vs. Duke (2/28/10)
 ACC: 3 vs. Duke (2/28/10)

FT ATTEMPTS

Season: 4 vs. USC Upstate (11/15/10)
 Career: 4 vs. Duke (2/28/10), Upstate (11/15/10)
 ACC: 4 vs. Duke (2/28/10)

ASSISTS

Season: 7 vs. W&M (11/12/10)
 Career: 7 vs. W&M (11/12/10)
 ACC: 6 at North Carolina (1/31/10)

TURNOVERS

Season: 1 vs. W&M (11/12/10)
 Career: 4 at USF (11/16/09), at UNC (1/31/10)
 ACC: 4 at North Carolina (1/31/10)

BLOCKS

Season: --
 Career: 1 vs. Duke (2/28/10)
 ACC: 1 vs. Duke (2/28/10)

STEALS

Season: 1 vs. W&M (11/12/10), Upstate (11/15/10)
 Career: 3 on four occasions
 ACC: 3 at Clemson (2/20/10), vs. Duke (2/28/10)

MINUTES

Season: 31 vs. W&M (11/12/10)
 Career: 31 at UNC (1/31/10), vs. W&M (11/12/10)
 ACC: 31 at North Carolina (1/31/10)

2010-11 GAME-BY-GAME:


Opponent	GP-GS	FG-FGA	3FG-3FGA	FT-FTA	Off-Def	Total	A	TO	Blk	Stl	PF	Min	Pts
W&M	1-1	3-4	0-0	0-0	0-2	2	7	1	0	1	0	31	6
USC Upstate	2-2	4-7	0-0	2-4	2-2	4	1	0	0	1	1	30	10

CAREER STATISTICS

Year	G-GS	Min-Avg.	FG-FGA	Pct.	3FG-3FGA	Pct.	FT-FTA	Pct.	Off-Def.	Reb-Avg.	PF-DQ	Ast	TO	Blk	Stl	Pts-Avg
2009-10	31-11	512-16.5	31-84	.369	2-12	.167	9-16	.563	6-40	46-1.5	55-1	60	27	1	34	73-2.4
ACC	16-10	287-17.9	14-53	.264	0-7	.000	6-12	.500	5-18	23-1.4	34-1	31	13	1	19	34-2.1
2010-11	2-2	61-30.5	7-11	.636	0-0	.000	2-4	.500	2-4	6-3.0	1-0	8	1	0	2	16-8.0
ACC	--	--	--	--	--	--	--	--	--	--	--	--	--	--	--	--
2009-10	33-13	573-17.4	38-95	.400	2-12	.167	11-20	.550	8-44	52-1.6	56-1	68	28	1	36	89-2.7
ACC	16-10	287-17.9	14-53	.264	0-7	.000	6-12	.500	5-18	23-1.4	34-1	31	13	1	19	34-2.1

MUSTAPHA FARRAKHAN

#2



Senior • Guard • 6-4 • 181 • Harvey, Ill. • Thornton Township

2010-11 SEASON:

- Tri-captain
- Had 11 points vs. USC Upstate
- Had 10 points, four rebounds and two steals vs. William & Mary

SINGLE GAME BESTS

POINTS

Season: 11 vs. USC Upstate (11/15/10)
 Career: 17 at VT (1/10/09), vs. Longwood (11/13/09)
 ACC: 17 at Virginia Tech (1/10/09)

REBOUNDS

Season: 4 vs. W&M (11/12/10)
 Career: 5 vs. Longwood (11/13/09), vs. Duke (3/12/10)
 ACC: 4 at Maryland (1/30/08)

FG MADE

Season: 4 vs. USC Upstate (11/15/10)
 Career: 5 at VT (1/10/09), vs. Longwood (11/13/09)
 ACC: 5 at Virginia Tech (1/10/09)

FG ATTEMPTS

Season: 8 vs. W&M (11/12/10), Upstate (11/15/10)
 Career: 15 vs. North Carolina (1/15/09)
 ACC: 15 vs. North Carolina (1/15/09)

3 PT FG MADE

Season: 3 vs. W&M (11/12/10)
 Career: 4 at Virginia Tech (1/10/09)
 ACC: 4 at Virginia Tech (1/10/09)

3 PT FG ATTEMPTS

Season: 7 vs. W&M (11/12/10)
 Career: 7 vs. UNC (1/15/09), vs. W&M (11/12/10)
 ACC: 7 vs. North Carolina (1/15/09)

FT MADE

Season: 2 vs. USC Upstate (11/15/10)
 Career: 6 vs. Longwood (11/13/09), vs. GT (1/13/10)
 ACC: 6 vs. Georgia Tech (1/13/10)

FT ATTEMPTS

Season: 2 vs. W&M (11/12/10), Upstate (11/15/10)
 Career: 6 on three occasions
 ACC: 6 vs. GT (1/13/10), vs. Miami (1/16/10)

ASSISTS

Season: 2 vs. USC Upstate (11/15/10)
 Career: 5 vs. Maryland (3/6/10)
 ACC: 5 vs. Maryland (3/6/10)

TURNOVERS

Season: 3 vs. USC Upstate (11/15/10)
 Career: 4 on three occasions
 ACC: 3 vs. Duke (2/28/10), vs. Maryland (3/6/10)

BLOCKS

Season: 1 vs. USC Upstate (11/15/10)
 Career: 2 on three occasions
 ACC: 2 vs. UNC (1/15/09), vs. VT (1/28/10)

STEALS

Season: 2 vs. W&M (11/12/10)
 Career: 3 vs. Georgia Tech (1/13/10)
 ACC: 3 vs. Georgia Tech (1/13/10)

MINUTES

Season: 28 vs. W&M (11/12/10)
 Career: 35 vs. Duke (3/12/10)
 ACC: 31 vs. Maryland (3/6/10)

2010-11 GAME-BY-GAME:

Opponent	GP-GS	FG-FGA	3FG-3FGA	FT-FTA	Off-Def	Total	A	TO	Blk	Stl	PF	Min	Pts
W&M	1-1	3-8	3-7	1-2	0-4	4	1	1	0	2	1	28	10
USC Upstate	2-2	4-8	1-4	2-2	0-1	1	2	3	1	0	3	24	11

CAREER STATISTICS

Year	G-GS	Min-Avg.	FG-FGA	Pct.	3FG-3FGA	Pct.	FT-FTA	Pct.	Off-Def.	Reb-Avg.	PF-DQ	Ast	TO	Blk	Stl	Pts-Avg
2007-08	19-0	115-6.1	7-38	.184	2-16	.125	1-5	.200	4-11	15-0.8	9-0	5	12	0	2	17-0.9
ACC	6-0	43-7.2	1-13	.077	1-7	.143	1-3	.333	2-4	6-1.0	3-0	1	3	0	0	4-0.7
2008-09	23-2	239-10.4	33-95	.347	14-41	.341	18-20	.900	4-12	16-0.7	28-1	14	21	2	4	98-4.3
ACC	12-0	135-11.3	17-54	.315	8-26	.308	9-9	1.000	2-6	8-0.7	16-1	8	9	2	2	51-4.3
2009-10	30-10	631-21.0	62-173	.358	23-74	.311	47-60	.783	12-40	52-1.7	31-0	59	44	7	15	194-6.5
ACC	15-1	295-19.7	32-85	.376	9-34	.265	19-28	.679	7-18	25-1.7	14-0	26	21	4	8	92-6.1
2010-11	2-2	52-26.0	7-16	.438	4-11	.364	3-4	.750	0-5	5-2.5	4-0	3	4	1	2	21-10.5
ACC	--	--	--	--	--	--	--	--	--	--	--	--	--	--	--	--
CAREER	74-14	1037-14.0	109-322	.339	43-142	.303	69-89	.775	20-68	88-1.2	72-1	81	81	10	23	330-4.5
ACC	33-1	473-14.3	50-152	.329	18-67	.269	29-40	.725	11-28	39-1.2	33-1	35	33	6	10	147-4.5

MIKE SCOTT

#23



Senior • Forward • 6-8 • 242 • Chesapeake, Va. • Hargrave Military Academy

2010-11 SEASON:

- Tri-Captain
- Had 19 points and 12 rebounds vs. USC Upstate for his 19th career double-double
- Had 18 points and nine rebounds vs. William & Mary

SINGLE GAME BESTS

POINTS

Season: 19 vs. USC Upstate (11/15/10)
 Career: 26 vs. VMI (11/16/08)
 ACC: 21 vs. Virginia Tech (1/28/10)

REBOUNDS

Season: 12 vs. USC Upstate (11/15/10)
 Career: 18 vs. VMI (11/16/08)
 ACC: 13 at Virginia Tech (2/13/10)

FG MADE

Season: 7 vs. William & Mary (11/12/10)
 Career: 11 vs. VMI (11/16/08)
 ACC: 8 on three occasions

FG ATTEMPTS

Season: 13 vs. William & Mary (11/12/10)
 Career: 16 vs. VT (1/28/10), at VT (2/13/10)
 ACC: 16 vs. VT (1/28/10), at VT (2/13/10)

3 PT FG MADE

Season: --
 Career: 2 vs. Georgia Tech (3/13/08)
 ACC: 2 vs. Georgia Tech (3/13/08)

3 PT FG ATTEMPTS

Season: --
 Career: 2 on three occasions
 ACC: 2 on three occasions

FT MADE

Season: 7 vs. USC Upstate (11/15/10)
 Career: 10 at Maryland (1/20/09)
 ACC: 10 at Maryland (1/20/09)

FT ATTEMPTS

Season: 7 vs. USC Upstate (11/15/10)
 Career: 10 at Maryland (1/20/09)
 ACC: 10 at Maryland (1/20/09)

ASSISTS

Season: 2 vs. USC Upstate (11/15/10)
 Career: 4 at Syracuse (11/28/08)
 ACC: 3 on three occasions

TURNOVERS

Season: 4 vs. USC Upstate (11/15/10)
 Career: 4 on six occasions
 ACC: 4 vs. Maryland (3/7/09)

BLOCKS

Season: 1 vs. William & Mary (11/12/10)
 Career: 3 vs. Duke (3/5/08), vs. Richmond (3/18/08)
 ACC: 3 vs. Duke (3/5/08)

STEALS

Season: 1 vs. William & Mary (11/12/10)
 Career: 3 on four occasions
 ACC: 3 vs. FSU (1/24/09), vs. Clemson (2/15/09)

MINUTES

Season: 32 vs. W&M (11/12/10), Upstate (11/15/10)
 Career: 40 vs. Clemson (2/15/09), vs. VT (1/28/10)
 ACC: 40 vs. Clemson (2/15/09), vs. VT (1/28/10)

2010-11 GAME-BY-GAME:

Opponent	GP-GS	FG-FGA	3FG-3FGA	FT-FTA	Off-Def	Total	A	TO	Blk	Stl	PF	Min	Pts
W&M	1-1	7-13	0-0	4-6	2-7	9	0	3	1	1	2	32	18
USC Upstate	2-2	6-9	0-0	7-7	6-6	12	2	4	0	0	1	32	19

CAREER STATISTICS

Year	G-GS	Min-Avg.	FG-FGA	Pct.	3FG-3FGA	Pct.	FT-FTA	Pct.	Off-Def.	Reb-Avg.	PF-DQ	Ast	TO	Blk	Stl	Pts-Avg
2007-08	32-21	579-18.1	63-143	.441	4-10	.400	52-74	.703	67-101	168-5.3	69-1	15	25	12	20	182-5.7
ACC	16-14	310-19.4	30-77	.390	1-4	.250	20-33	.606	30-50	80-5.0	39-1	6	15	5	8	81-5.1
2008-09	28-19	774-27.6	111-204	.544	2-6	.333	63-85	.741	95-113	208-7.4	68-2	21	49	9	24	287-10.3
ACC	16-7	431-26.9	59-110	.536	2-2	1.000	39-52	.750	45-50	95-5.9	41-1	11	30	5	14	159-9.9
2009-10	28-25	768-27.4	143-283	.505	3-7	.429	46-64	.719	64-137	201-7.2	54-1	35	46	8	17	335-12.0
ACC	16-15	417-26.1	73-161	.453	3-6	.500	25-30	.833	33-62	95-5.9	26-0	18	27	4	11	174-10.9
2010-11	2-2	64-32.0	13-22	.591	0-0	.000	11-13	.846	8-13	21-10.5	3-0	2	7	1	1	37-18.5
ACC	--	--	--	--	--	--	--	--	--	--	--	--	--	--	--	--
CAREER	90-67	2185-24.3	330-652	.506	9-23	.391	172-236	.729	234-364	598-6.6	194-4	73	127	30	62	841-9.3
ACC	48-36	1158-24.1	162-348	.466	6-12	.500	84-115	.730	108-162	270-5.6	106-2	35	72	14	33	414-8.6

ASSANE SENE

#5



Junior • Center • 7-0 • 239 • Saint-Louis, Senegal • South Kent (Conn.)

2010-11 SEASON:

- Had two points vs. USC Upstate
- Had two points and two rebounds vs. William & Mary
- Had eight points, five rebounds and three blocks in the exhibition vs. Roanoke College

SINGLE GAME BESTS

POINTS

Season: 2 vs. W&M (11/12/10), Upstate (11/15/10)
 Career: 8 vs. ORU (11/21/09), vs. Hampton (12/23/09)
 ACC: 6 at Virginia Tech (1/10/09)

REBOUNDS

Season: 2 vs. William & Mary (11/12/10)
 Career: 13 vs. Boston College (2/4/09)
 ACC: 13 vs. Boston College (2/4/09)

FG MADE

Season: 1 vs. W&M (11/12/10), Upstate (11/15/10)
 Career: 3 on five occasions
 ACC: 3 at Virginia Tech (1/10/09)

FG ATTEMPTS

Season: 2 vs. USC Upstate (11/15/10)
 Career: 8 vs. Xavier (1/3/09)
 ACC: 6 vs. Boston College (2/4/09)

3 PT FG MADE

Season: --
 Career: --
 ACC: --

3 PT FG ATTEMPTS

Season: --
 Career: --
 ACC: --

FT MADE

Season: --
 Career: 2 on seven occasions
 ACC: 2 vs. GT (1/13/10), at Md. (2/15/10)

FT ATTEMPTS

Season: --
 Career: 4 vs. Brown (1/6/09), vs. ORU (11/21/09)
 ACC: 3 at Duke (2/1/09)

ASSISTS

Season: --
 Career: 2 vs. Auburn (12/20/08)
 ACC: 1 at Md (2/15/10), vs. Duke (2/28/10)

TURNOVERS

Season: 2 vs. USC Upstate (11/15/10)
 Career: 2 on nine occasions
 ACC: 2 on five occasions

BLOCKS

Season: --
 Career: 5 vs. Hampton (12/23/09)
 ACC: 4 at Virginia Tech (1/10/09)

STEALS

Season: --
 Career: 1 on four occasions
 ACC: 1 vs. Miami (1/16/10), at Clemson (2/20/10)

MINUTES

Season: 13 vs. USC Upstate (11/15/10)
 Career: 33 vs. Xavier (1/3/09)
 ACC: 28 vs. Boston College (2/4/09)

2010-11 GAME-BY-GAME:


Opponent	GP-GS	FG-FGA	3FG-3FGA	FT-FTA	Off-Def	Total	A	TO	Blk	Stl	PF	Min	Pts
W&M	1-1	1-1	0-0	0-0	0-2	2	0	0	0	0	1	11	2
USC Upstate	2-2	1-2	0-0	0-0	0-0	0	0	2	0	0	3	13	2

CAREER STATISTICS

Year	G-GS	Min-Avg.	FG-FGA	Pct.	3FG-3FGA	Pct.	FT-FTA	Pct.	Off-Def.	Reb-Avg.	PF-DQ	Ast	TO	Blk	Stl	Pts-Avg
2008-09	22-16	381-17.3	25-65	.385	0-0	.000	6-21	.286	36-65	101-4.6	61-2	6	18	35	0	56-2.5
ACC	14-12	245-17.5	15-42	.357	0-0	.000	1-8	.125	24-36	60-4.3	35-1	0	12	20	0	31-2.2
2009-10	25-5	316-12.6	14-42	.333	0-0	.000	11-18	.611	27-63	90-3.6	50-1	4	13	19	4	39-1.6
ACC	14-2	176-12.6	4-15	.267	0-0	.000	4-5	.800	13-33	46-3.3	32-0	2	9	5	2	12-0.9
2010-11	2-2	24-12.0	2-3	.667	0-0	.000	0-0	.000	0-2	2-1.0	4-0	0	2	0	0	4-2.0
ACC	--	--	--	--	--	--	--	--	--	--	--	--	--	--	--	--
CAREER	49-23	721-14.7	41-110	.373	0-0	.000	17-39	.436	63-130	193-3.9	115-3	10	33	54	4	99-2.0
ACC	28-14	421-15.0	19-57	.333	0-0	.000	5-13	.385	37-69	106-3.8	67-1	2	21	25	2	43-1.5

WILL SHERRILL

#22



Senior • Forward • 6-9 • 226 • New York, N.Y. • Phillips Academy Andover

2010-11 SEASON:

- Tri-Captain
- Had two points vs. USC Upstate
- Had three points and tied a career high with six rebounds vs. William & Mary

SINGLE GAME BESTS

POINTS

Season: 3 vs. William & Mary (11/12/10)
 Career: 18 vs. Cleveland State (11/25/09)
 ACC: 9 vs. Maryland (3/6/10)

REBOUNDS

Season: 6 vs. William & Mary (11/12/10)
 Career: 6 on three occasions
 ACC: 5 vs. NC State (2/3/10)

FG MADE

Season: 1 vs. W&M (11/12/10), Upstate (11/15/10)
 Career: 7 vs. Cleveland State (11/25/09)
 ACC: 4 vs. Maryland (3/6/10)

FG ATTEMPTS

Season: 5 vs. USC Upstate (11/15/10)
 Career: 9 vs. Cleveland St (11/25/09), at Wake (1/23/10)
 ACC: 9 at Wake Forest (1/23/10)

3 PT FG MADE

Season: 1 vs. William & Mary (11/12/10)
 Career: 4 vs. Cleveland State (11/25/09)
 ACC: 1 on five occasions

3 PT FG ATTEMPTS

Season: 2 vs. W&M (11/12/10), Upstate (11/15/10)
 Career: 5 vs. Cleveland St (11/25/09), at Wake (1/23/10)
 ACC: 5 at Wake Forest (1/23/10)

FT MADE

Season: --
 Career: 2 at USF (11/16/09)
 ACC: 1 at Clemson (3/3/09)

FT ATTEMPTS

Season: --
 Career: 2 on five occasions
 ACC: 2 at Clemson (3/3/09), vs. GT (1/13/10)

ASSISTS

Season: 1 vs. W&M (11/12/10), Upstate (11/15/10)
 Career: 2 on four occasions
 ACC: 2 vs. Duke (2/28/10)

TURNOVERS

Season: --
 Career: 3 vs. Florida State (2/17/10)
 ACC: 3 vs. Florida State (2/17/10)

BLOCKS

Season: --
 Career: 1 on four occasions
 ACC: 1 at NCSU (1/9/10), vs. FSU (2/17/10)

STEALS

Season: --
 Career: 3 vs. Cleveland State (11/25/09)
 ACC: 2 on three occasions

MINUTES

Season: 24 vs. USC Upstate (11/15/10)
 Career: 26 vs. Hampton (12/23/09)
 ACC: 25 vs. Wake Forest (2/6/10)

2010-11 GAME-BY-GAME:

Opponent	GP-GS	FG-FGA	3FG-3FGA	FT-FTA	Off-Def	Total	A	TO	Blk	Stl	PF	Min	Pts
W&M	1-0	1-2	1-2	0-0	1-5	6	1	0	0	0	4	20	3
USC Upstate	2-0	1-5	0-2	0-0	0-1	1	1	0	0	0	0	24	2

CAREER STATISTICS

Year	G-GS	Min-Avg.	FG-FGA	Pct.	3FG-3FGA	Pct.	FT-FTA	Pct.	Off-Def.	Reb-Avg.	PF-DQ	Ast	TO	Blk	Stl	Pts-Avg
2007-08	7-0	12-1.7	3-3	1.000	1-1	1.000	0-0	.000	1-2	3-0.4	3-0	1	0	0	1	7-1.0
ACC	1-0	1-1.0	0-0	.000	0-0	.000	0-0	.000	0-0	0-0.0	0-0	0	0	0	0	0-0.0
2008-09	10-0	19-1.9	0-3	.000	0-1	.000	1-2	.500	2-1	3-0.3	2-0	1	2	0	0	1-0.1
ACC	5-0	5-1.0	0-1	.000	0-1	.000	1-2	.500	0-0	0-0.0	1-0	0	0	0	0	1-0.2
2009-10	30-7	462-15.4	35-93	.376	15-53	.283	4-8	.500	38-52	90-3.0	61-1	15	19	4	16	89-3.0
ACC	16-1	232-14.5	16-50	.320	5-28	.179	0-2	.000	21-23	44-2.8	36-1	5	12	2	9	37-2.3
2010-11	2-0	44-22.0	2-7	.286	1-4	.250	0-0	.000	1-6	7-3.5	4-0	2	0	0	0	5-2.5
ACC	--	--	--	--	--	--	--	--	--	--	--	--	--	--	--	--
CAREER	49-7	537-11.0	40-106	.377	17-59	.288	5-10	.500	42-61	103-2.1	70-1	19	21	4	17	102-2.1
ACC	22-1	238-10.8	16-51	.314	5-29	.172	1-4	.250	21-23	44-2.0	37-1	5	12	2	9	38-1.7

SAMMY ZEGLINSKI

#13



Junior • Guard • 6-1 • 185 • Philadelphia, Pa. • The William Penn Charter School

2010-11 SEASON:

- Had an operation on Oct. 19 involving cartilage work on his left knee
- He is expected to be out approximately eight weeks

SINGLE GAME BESTS

POINTS

Season: --
 Career: 24 vs. Liberty (11/25/08)
 ACC: 19 at North Carolina (1/31/10)

REBOUNDS

Season: --
 Career: 8 on three occasions
 ACC: 8 at NCSU (1/9/10), at Clemson (2/20/10)

FG MADE

Season: --
 Career: 8 vs. Liberty (11/25/08), vs. BC (3/11/10)
 ACC: 6 vs. Clemson (2/15/09)

FG ATTEMPTS

Season: --
 Career: 15 vs. Boston College (3/11/10)
 ACC: 12 vs. NCSU (2/3/10), at Clem (2/20/10)

3 PT FG MADE

Season: --
 Career: 6 vs. Liberty (11/25/08)
 ACC: 5 at North Carolina (1/31/10)

3 PT FG ATTEMPTS

Season: --
 Career: 10 vs. Liberty (11/25/08), vs. BC (3/11/10)
 ACC: 9 at Georgia Tech (12/28/08)

FT MADE

Season: --
 Career: 4 on four occasions
 ACC: 4 on three occasions

FT ATTEMPTS

Season: --
 Career: 8 vs. Florida State (1/24/09)
 ACC: 8 vs. Florida State (1/24/09)

ASSISTS

Season: --
 Career: 8 at Virginia Tech (1/10/09)
 ACC: 8 at Virginia Tech (1/10/09)

TURNOVERS

Season: --
 Career: 6 vs. Clemson (2/15/09)
 ACC: 6 vs. Clemson (2/15/09)

BLOCKS

Season: --
 Career: 2 vs. NJIT (12/21/09), vs. VT (1/28/10)
 ACC: 2 vs. Virginia Tech (1/28/10)

STEALS

Season: --
 Career: 5 vs. Florida State (1/24/09)
 ACC: 5 vs. Florida State (1/24/09)

MINUTES

Season: --
 Career: 40 vs. Virginia Tech (1/28/10)
 ACC: 40 vs. Virginia Tech (1/28/10)

2010-11 GAME-BY-GAME:

Opponent	GP-GS	FG-FGA	3FG-3FGA	FT-FTA	Off-Def	Total	A	TO	Blk	Stl	PF	Min	Pts
W&M	DNP												
USC Upstate	DNP												

CAREER STATISTICS

Year	G-GS	Min-Avg.	FG-FGA	Pct.	3FG-3FGA	Pct.	FT-FTA	Pct.	Off-Def.	Reb-Avg.	PF-DQ	Ast	TO	Blk	Stl	Pts-Avg
2007-08	8-0	62-7.8	3-12	.250	1-7	.143	0-2	.000	3-6	9-1.1	8-0	15	9	1	3	7-0.9
ACC	--															
2008-09	28-15	669-23.9	82-213	.385	33-105	.314	20-35	.571	9-57	66-2.4	68-2	84	70	2	36	217-7.8
ACC	16-7	362-22.6	32-101	.317	12-56	.214	6-16	.375	6-27	33-2.1	33-0	44	37	0	18	82-5.1
2009-10	31-29	899-29.0	94-252	.373	61-162	.377	27-34	.794	12-107	119-3.8	63-0	80	57	8	38	276-8.9
ACC	16-14	461-28.8	38-128	.297	24-83	.289	15-18	.833	6-61	67-4.2	30-0	41	23	3	14	115-7.2
2010-11	--															
ACC	--															
CAREER	67-44	1630-24.3	179-477	.375	95-274	.347	47-71	.662	24-170	194-2.9	139-2	179	136	11	77	500-7.5
ACC	32-21	823-25.7	70-229	.306	36-139	.259	21-34	.618	12-88	100-3.1	63-0	85	60	3	32	197-6.2

2010-11 Virginia Basketball
Virginia Season Schedule/Results & Leaders (as of Nov 15, 2010)
All games

RECORD:	OVERALL	HOME	AWAY	NEUTRAL
ALL GAMES	2-0	2-0	0-0	0-0
CONFERENCE	0-0	0-0	0-0	0-0
NON-CONFERENCE	2-0	2-0	0-0	0-0

Date	Opponent	Score	Att. High Points	High Rebounds
11/12/10	WILLIAM & MARY	W 76-52	10003 (19)Billy Baron	(9)Mike Scott
11/15/10	USC UPSTATE	W 74-54	7751 (19)Mike Scott	(12)Mike Scott

* - Conference game

Attendance Summary	Games	Attend	Avg/Game
Home	2	17754	8877
Away	0	0	0
Neutral	0	0	0
Total	2	17754	8877

2010-11 Virginia Basketball
Virginia Points-Rebounds-Assists (as of Nov 15, 2010)
All games

Opponent	Date	Score		01	02	04	05	12	15	22
				EVANS,JONT	FARRAKHAN	REGAN,WILL	SENE,ASSAN	HARRIS,JOE	BARON,BILL	SHERRILL,W
WILLIAM & MARY	11/12/10	76-52	w	6-2-7	10-4-1	3-0-0	2-2-0	2-4-3	19-0-3	3-6-1
USC UPSTATE	11/15/10	74-54	w	10-4-1	11-1-2	DNP	2-0-0	8-2-1	14-3-3	2-1-1

Opponent	Date	Score		23	24	25	32
				SCOTT,MIKE	HARRELL,KT	MITCHELL,A	ROGERS,THO
WILLIAM & MARY	11/12/10	76-52	w	18-9-0	13-5-1	0-1-1	0-0-0
USC UPSTATE	11/15/10	74-54	w	19-12-2	5-2-3	3-4-0	DNP

2010-11 Virginia Basketball
Virginia Team Game-by-Game Comparison (as of Nov 15, 2010)
All games

Opponent	1st	2nd	Score	Mar	Total FG	FG Pct	3-Pointers	3FG Pct	Free Throws	FT Pct	Rebounds	Assist	T/Over	Block	Steal	Fouls
WILLIAM & MARY	28/27	48/25	76-52	+24	28-56/18-48	.500/.375	12-23/7-26	.522/.269	8-11/9-16	.727/.563	37/27 +10	17/8	8/8	1/1	6/4	15/13
USC UPSTATE	31/28	43/26	74-54	+20	25-47/19-44	.532/.432	5-15/10-23	.333/.435	19-25/6-10	.760/.600	35/18 +17	13/13	12/13	1/2	6/7	14/19

Note: Game totals are displayed in the format TEAM/OPPONENT for each category

2010-11 Virginia Basketball
Virginia Game-by-Game Highs (as of Nov 15, 2010)
All games

Opponent	Date	Score	Points	Rebounds	Assists	Steals	Blocked shots
WILLIAM & MARY	11/12/10	76-52	19-Billy Baron	9-Mike Scott	7-Jontel Evans	2-Mustapha Farrakhan	1-Mike Scott
USC UPSTATE	11/15/10	74-54	19-Mike Scott	12-Mike Scott	3-KT Harrell Billy Baron	2-Billy Baron	1-Mustapha Farrakhan

2010-11 Virginia Basketball
Virginia Team Game-by-Game (as of Nov 15, 2010)
All games

TEAM STATISTICS

Opponent	Date	Score		Total		3-Pointers		Free throws		Rebounds				pf	a	t/o	blk	stl	pts	avg
				fg-fga	pct	3fg-fga	pct	ft-fta	pct	off	def	tot	avg							
WILLIAM & MARY	11/12/10	76-52	W	28-56	.500	12-23	.522	8-11	.727	9	28	37	37.0	15	17	8	1	6	76	76.0
USC UPSTATE	11/15/10	74-54	W	25-47	.532	5-15	.333	19-25	.760	11	24	35	36.0	14	13	12	1	6	74	75.0
Virginia		150		53-103	.515	17-38	.447	27-36	.750	20	52	72	36.0	29	30	20	2	12	150	75.0
Opponents		106		37-92	.402	17-49	.347	15-26	.577	8	37	45	22.5	32	21	21	3	11	106	53.0

Games played: 2
Points/game: 75.0
FG Pct: 51.5
3FG Pct: 44.7
FT Pct: 75.0

Rebounds/game: 36.0
Assists/game: 15.0
Turnovers/game: 10.0
Assist/turnover ratio: 1.5
Steals/game: 6.0
Blocks/game: 1.0

2010-11 Virginia Basketball
Virginia Overall Team Statistics (as of Nov 15, 2010)
All games

TEAM STATISTICS	VA	OPP
SCORING	150	106
Points per game	75.0	53.0
Scoring margin	+22.0	-
FIELD GOALS-ATT	53-103	37-92
Field goal pct	.515	.402
3 POINT FG-ATT	17-38	17-49
3-point FG pct	.447	.347
3-pt FG made per game	8.5	8.5
FREE THROWS-ATT	27-36	15-26
Free throw pct	.750	.577
F-Throws made per game	13.5	7.5
REBOUNDS	72	45
Rebounds per game	36.0	22.5
Rebounding margin	+13.5	-
ASSISTS	30	21
Assists per game	15.0	10.5
TURNOVERS	20	21
Turnovers per game	10.0	10.5
Turnover margin	+0.5	-
Assist/turnover ratio	1.5	1.0
STEALS	12	11
Steals per game	6.0	5.5
BLOCKS	2	3
Blocks per game	1.0	1.5
WINNING STREAK	2	-
Home win streak	2	-
ATTENDANCE	17754	0
Home games-Avg/Game	2-8877	0-0
Neutral site-Avg/Game	-	0-0

Score by Periods	1st	2nd	Totals
Virginia	59	91	150
Opponents	55	51	106

2010-11 Virginia Basketball
Virginia Season Box Score (as of Nov 15, 2010)
All games

RECORD:	OVERALL	HOME	AWAY	NEUTRAL
ALL GAMES	2-0	2-0	0-0	0-0
CONFERENCE	0-0	0-0	0-0	0-0
NON-CONFERENCE	2-0	2-0	0-0	0-0

#	Player	gp-gs	min	avg	Total			3-Point		F-Throw		Rebounds				pf	dq	a	to	blk	stl	pts	avg
					fg-fga	fg%	3fg-fga	3fg%	ft-fa	ft%	off	def	tot	avg									
23	Mike Scott	2-2	64	32.0	13-22	.591	0-0	.000	11-13	.846	8	13	21	10.5	3	0	2	7	1	1	37	18.5	
15	Billy Baron	2-0	46	23.0	9-12	.750	7-9	.778	8-9	.889	0	3	3	1.5	3	0	6	0	0	3	33	16.5	
02	Mustapha Farrakhan	2-2	52	26.0	7-16	.438	4-11	.364	3-4	.750	0	5	5	2.5	4	0	3	4	1	2	21	10.5	
24	KT Harrell	2-2	47	23.5	7-16	.438	3-6	.500	1-3	.333	3	4	7	3.5	6	0	4	4	0	1	18	9.0	
01	Jontel Evans	2-2	61	30.5	7-11	.636	0-0	.000	2-4	.500	2	4	6	3.0	1	0	8	1	0	2	16	8.0	
12	Joe Harris	2-0	40	20.0	4-10	.400	1-6	.167	1-1	1.000	2	4	6	3.0	4	0	4	2	0	2	10	5.0	
04	Will Regan	1-0	6	6.0	1-1	1.000	1-1	1.000	0-0	.000	0	0	0	0.0	0	0	0	0	0	0	3	3.0	
22	Will Sherrill	2-0	44	22.0	2-7	.286	1-4	.250	0-0	.000	1	6	7	3.5	4	0	2	0	0	0	5	2.5	
05	Assane Sene	2-2	24	12.0	2-3	.667	0-0	.000	0-0	.000	0	2	2	1.0	4	0	0	2	0	0	4	2.0	
25	Akil Mitchell	2-0	16	8.0	1-5	.200	0-1	.000	1-2	.500	0	5	5	2.5	0	0	1	0	0	1	3	1.5	
32	Thomas Rogers	1-0	0	0.0	0-0	.000	0-0	.000	0-0	.000	0	0	0	0.0	0	0	0	0	0	0	0	0.0	
Team											4	6	10										
Total.....		2	400		53-103	.515	17-38	.447	27-36	.750	20	52	72	36.0	29	0	30	20	2	12	150	75.0	
Opponents.....		2	400		37-92	.402	17-49	.347	15-26	.577	8	37	45	22.5	32	-	21	21	3	11	106	53.0	

Score by Periods	1st	2nd	Totals
Virginia	59	91	150
Opponents	55	51	106