

# 2010-11 VIRGINIA MEN'S BASKETBALL GAME NOTES

**GAME  
#12**



**VIRGINIA CAVALIERS** (8-3, 1-0 ACC)  
**vs. SEATTLE REDHAWKS** (4-10)



**DECEMBER 22, 2010 • JOHN PAUL JONES ARENA • CHARLOTTESVILLE, VA.**

## TONIGHT'S GAME

- UVa looks to remain undefeated at home (5-0) this season as it hosts Seattle
- The game is the fourth of an eight-game homestand for the Cavaliers

## SERIES HISTORY

- First all-time meeting between the schools
- It is the third of three consecutive games against first-time opponents for UVa (Oregon, Norfolk State, Seattle)

## AGAINST INDEPENDENTS

- Seattle is the only independent team on Virginia's 2010-11 schedule
- It is the sixth consecutive year UVa has played an independent team (The Cavaliers defeated Longwood each of the past five seasons)

## LAST TIME OUT

- Virginia defeated Norfolk State 50-49 on Monday night at JPJA
- It was the Cavaliers' fifth consecutive win
- 50 points was the fewest scored by the Cavaliers in a victory since a 48-44 win at Northwestern on Dec. 1, 2004
- Mustapha Farrakhan led Virginia with 18 points
- Assane Sene scored two points (game winning tip-in with 4.8 seconds left) and had a season-high 12 rebounds

## 70 IS A MAGIC NUMBER

- Under Tony Bennett, Virginia is 15-1 when scoring at least 70 points
- The Cavaliers are 8-18 over the past two seasons when scoring under 70 points

## DEFENSE!!! DEFENSE!!!

- Virginia has held each of its last three opponents under 50 points
- The last time the Cavaliers held three consecutive opponents under 50 points was the first three games of the 1948-49 season
- The Cavaliers haven't held four consecutive opponents under 50 points since the last two games of the 1947-48 season and the first three games of the 1948-49 season
- After allowing opponents to shoot 47.4% from the floor over the first eight games, the Cavaliers have held their last three opponents to 34.2% from the floor

## 2010-11 SCHEDULE/RESULTS

<b>Nov. 6</b>	<b>ROANOKE COLLEGE (ex)</b>	<b>W 82-50</b>
<b>Nov. 12</b>	<b>WILLIAM &amp; MARY</b>	<b>W 76-52</b>
<b>Nov. 15</b>	<b>USC UPSTATE</b>	<b>W 74-54</b>
Nov. 18	at Stanford [FSN]	L 60-81
Nov. 22	vs. #13 Washington <sup>1</sup> [ESPN2]	L 63-106
Nov. 23	vs. Oklahoma <sup>1</sup> [ESPN2]	W 74-56
Nov. 24	vs. Wichita State <sup>1</sup> [ESPNU]	L 58-70
Nov. 29	at #15 Minnesota <sup>2</sup> [ESPN2]	W 87-79
Dec. 5	at Virginia Tech* [FSN]	W 57-54
<b>Dec. 7</b>	<b>RADFORD</b>	<b>W 54-44</b>
<b>Dec. 17</b>	<b>OREGON</b> [CSN]	<b>W 63-48</b>
<b>Dec. 20</b>	<b>NORFOLK STATE</b>	<b>W 50-49</b>
<b>Dec. 22</b>	<b>SEATTLE</b>	<b>7:00 pm</b>
<b>Dec. 30</b>	<b>IOWA STATE</b> [CSN]	<b>8:00 pm</b>
<b>Jan. 2</b>	<b>LSU</b> [FSN]	<b>5:30 pm</b>
<b>Jan. 4</b>	<b>HOWARD</b>	<b>7:00 pm</b>
<b>Jan. 8</b>	<b>NORTH CAROLINA*</b> [ACC]	<b>12:00 pm</b>
Jan. 15	at Duke* [ESPN]	2:00 pm
Jan. 19	at Boston College*	7:00 pm
<b>Jan. 22</b>	<b>GEORGIA TECH*</b> [ACC]	<b>12:00 pm</b>
<b>Jan. 27</b>	<b>MARYLAND*</b> [CSN]	<b>7:00 pm</b>
Jan. 29	at Wake Forest* [ACC]	4:00 pm
<b>Feb. 2</b>	<b>CLEMSON*</b> [ESPNU]	<b>9:00 pm</b>
Feb. 5	at Miami*	2:00 pm
Feb. 12	at Florida State* [RSN]	3:00 pm
<b>Feb. 16</b>	<b>DUKE*</b> [ESPN or ESPN2]	<b>7:00 pm</b>
<b>Feb. 19</b>	<b>VIRGINIA TECH*</b> [ACC <sup>split</sup> ]	<b>1:00 pm</b>
Feb. 23	at Georgia Tech* [ESPNU]	7:00 pm
<b>Feb. 26</b>	<b>BOSTON COLLEGE*</b> [RSN]	<b>12:00 pm</b>
<b>Mar. 1</b>	<b>NC STATE*</b> [RSN]	<b>7:00 pm</b>
Mar. 5	at Maryland* [ACC]	2:00 pm
Mar. 10-13	at ACC Tournament (Greensboro, N.C.)	

<sup>1</sup> EA Sports Maui Invitational (Lahaina, Maui, Hawaii)

<sup>2</sup> ACC/Big Ten Challenge

\* ACC game

[ACC] - ACC Network (formerly Raycom), [RSN] - Regional Sports Networks  
[CSN] - Comcast SportsNet Mid-Atlantic

## PREVIOUS GAME'S STARTING LINEUP

<b>G 1</b>	<b>Jontel Evans</b>	<b>So.</b>	<b>5.8 ppg</b>	<b>2.5 rbg</b>	<b>3.7 apg</b>
• Only Cavalier to start every game this season					
<b>G 2</b>	<b>Mustapha Farrakhan</b>	<b>Sr.</b>	<b>11.8 ppg</b>	<b>2.5 rpg</b>	<b>2.2 apg</b>
• Career-high 23 points at Minnesota					
<b>C 5</b>	<b>Assane Sene</b>	<b>Jr.</b>	<b>2.2 ppg</b>	<b>3.5 rbg</b>	<b>1.1 blk</b>
• Game-winning tip-in vs. Norfolk State					
<b>G 12</b>	<b>Joe Harris</b>	<b>Fr.</b>	<b>10.4 ppg</b>	<b>3.3 rpg</b>	<b>0.9 apg</b>
• Leads team with 20 3-pointers this season					
<b>G 24</b>	<b>KT Harrell</b>	<b>Fr.</b>	<b>9.2 ppg</b>	<b>2.5 rbg</b>	<b>0.9 apg</b>
• Career-high 20 points vs. Oregon					

Virginia Athletics Media Relations • 154 John Paul Jones Arena, PO Box 400853, Charlottesville, VA 22904 • Office: (434) 982-5500 • Fax: (434) 982-5525

**Rich Murray** (Primary Men's Basketball Contact)  
**Steve Kirkland** (Secondary Men's Basketball Contact)

Office: (434) 982-5530  
Office: (434) 982-5535

Cell: (434) 981-4942  
Cell: (434) 825-5241

Email: rmurray@virginia.edu  
Email: skirkland@virginia.edu

# 2010-11 VIRGINIA MEN'S BASKETBALL GAME NOTES

## RANKINGS (12/20)

### ASSOCIATED PRESS

1. Duke	10-0
2. Ohio State	10-0
3. Kansas	10-0
4. Connecticut	8-0
5. Syracuse	11-0
6. Pittsburgh	11-1
7. San Diego State	12-0
8. Villanova	9-1
9. Missouri	10-1
10. Georgetown	10-1
11. Kansas State	9-2
12. Michigan State	8-3
13. Kentucky	8-2
14. Purdue	10-1
15. Baylor	7-1
16. Memphis	8-1
17. Minnesota	10-1
18. Texas	9-2
19. Tennessee	7-2
20. Florida	8-2
21. Illinois	10-2
22. Notre Dame	10-1
23. BYU	10-1
24. UCF	10-0
25. Texas A&M	10-1

Others receiving votes:

Louisville, Vanderbilt, **Washington**, Temple, West Virginia, Wisconsin, Northwestern, Cincinnati, **North Carolina**, UNLV, Arizona, Drexel, Gonzaga, Saint Mary's, Washington State, **Boston College**, Oklahoma State, Old Dominion, Cleveland State, New Mexico.

### ESPN/USA TODAY

1. Duke	10-0
2. Ohio State	10-0
3. Kansas	10-0
4. Connecticut	8-0
5. Syracuse	11-0
6. Pittsburgh	11-1
7. San Diego State	12-0
8. Villanova	9-1
9. Georgetown	10-1
10. Missouri	10-1
11. Kansas State	9-2
12. Michigan State	8-3
13. Purdue	10-1
14. Kentucky	8-2
15. Baylor	7-1
16. Minnesota	10-1
17. Memphis	8-1
18. Tennessee	7-2
19. Florida	8-2
20. Notre Dame	10-1
21. Illinois	10-2
22. Texas	9-2
23. BYU	10-1
24. Texas A&M	10-1
25. Louisville	9-1

Others receiving votes:

UCF, Wisconsin, West Virginia, UNLV, **Washington**, Northwestern, Temple, Vanderbilt, New Mexico, **Wichita State**, Oklahoma State, Old Dominion, Saint Mary's, Washington State, Cincinnati, Richmond.

### • 2010-11 Opponents

## HARRELL NAMED ACC ROOKIE OF THE WEEK

- KT Harrell was named ACC Rookie of the Week on Dec. 20
- Harrell was honored after posting his first career 20-point game (20 pts) in the 63-48 win over Oregon on Dec. 17
- It was the first Rookie of the Week honor for a Cavalier since Sylvan Landesberg won the award six times in 2008-09

## LONG RANGE FIRING

- Virginia shot 76.9 percent (10-13) from 3-point range in the win at Minnesota
- The 76.9 3-point percentage is a school record (min of 10 attempts)
- It is the highest percentage by an ACC team (min. 10 attempts) since Clemson shot 11-13 (84.6%) from 3-point range vs. North Carolina in 2004
- It is the second time this season UVA shot over 50% from 3-point range (52.2%, 12-23) against William & Mary
- 12 3-pointers vs. W&M were the most UVA has made since making 13 vs. Liberty in 2008-09
- Against W&M, Billy Baron had the highest Cavalier three-point shooting percentage in a game (83.3 percent, 5-6) since Mamadi Diane (83.3 percent, 5-6) against Arizona on November 12, 2006 (minimum of five attempts)

## HARRIS AND FARRAKHAN SHOOT DOWN GOPHERS

- Joe Harris (24 pts) and Mustapha Farrakhan (23 pts) led Virginia to the 87-79 win at #15 Minnesota
- It was the first time Virginia had two 20-point scorers in a road game since Jan. 24, 2007 at NC State (J.R. Reynolds-29, Sean Singletary-27)
- It was the first career 20-point game for both Farrakhan and Harris

## WIN AT MINNESOTA WAS NOTABLE

- Virginia's win at Minnesota in the ACC/Big Ten Challenge was notable for several reasons
- The No. 15 Gophers were the highest ranked opponent the Cavaliers defeated on the road since an 86-78 win at No. 8 Maryland on Feb. 6, 2003
- Virginia's 58 second half points were the most the Cavaliers have scored in a half since scoring 60 first half points in a 108-87 win over Gonzaga on Jan. 3, 2007
- The Cavaliers trailed by 13 points in the second half at Minnesota, the largest deficit they have overcome to win since rallying from 13 down to top Maryland 68-63 on Mar. 7, 2009
- UVA overcame a 10-point halftime deficit, the largest it has overcome in a win since trailing by 13 at the break in a 93-90 win over Arizona on Nov. 12, 2006 (first game at JPJA)
- It was the largest halftime deficit overcome by the Cavaliers on the road since rallying from a 21-point halftime deficit for a 91-88 2OT win at Duke on Jan. 14, 1995

## SHARP-SHOOTING 'HOOS

- Virginia shot 50% or better from the field in the first two games this season (50% vs. William & Mary, 53.2% vs. USC Upstate)
- It was the first time the Cavaliers have shot at least 50% from the field in consecutive games since 2004-05 (57.1% vs. Clemson, 50.9% at Virginia Tech)
- UVA has shot at least 50% in three games this season (W&M, USC Upstate, Oregon)

## THEY CALL THEM FREE THROWS FOR A REASON

- Virginia went 11-11 from the free throw line at Stanford on Nov. 18
- It was the Cavaliers' first perfect game from the line since Feb. 28, 2009 vs. Wake (8-8)

## YOUNG CAVALIERS

- Seven of Virginia's 13 players are first years
- The seven true freshmen are a program record, breaking the previous high of six in 1989-90 (Blair Ford, Chris Havlicek, Ted Jeffries, Terry Kirby, Doug Smith, Shawn Wilson) and 2004-05 (T.J. Bannister, Jason Cain, Gary Forbes, Donte Minter, Vince Redd and J.R. Reynolds)

# 2010-11 VIRGINIA MEN'S BASKETBALL GAME NOTES

## SPREADING THE WEALTH

- Virginia already has seven players with multiple double-figure scoring games this season
- Last year, the Cavaliers had just six players with multiple double-figure scoring games

## SCOTT UNDERGOES ARTHROSCOPIC ANKLE SURGERY

- Mike Scott underwent arthroscopic surgery on his left ankle on Dec. 16 to remove loose pieces of cartilage

## SCOTT DOUBLING IT UP

- Mike Scott has 24 career double-doubles (ranks T-8th in UVA history)
- He had his sixth double-double of the season, and fifth consecutive double-double, vs. Radford (10 pts, 13 rebs)
- He is the first Cavalier with five consecutive double-doubles since Ralph Sampson in 1983

UVA CAREER DOUBLE-DOUBLES	
Ralph Sampson (80-83)	84
Travis Watson (00-03)	54
Scott McCandlish (70-72)	29
Norman Nolan (95-98)	26
Norm Carmichael (67-69)	25
Bill Gerry (69-71)	25
Junior Burrough (92-95)	25
Gus Gerard (73-74)	24
<b>Mike Scott (08-pres.)</b>	<b>24</b>

## SCOTT HONORED BY ACC

- Mike Scott was named ACC Player of the Week on Dec. 6
- The previous week he had a pair of double-doubles in two Cavalier road wins (17 pts and 12 rebs at #15 Minnesota; 21 pts and 13 rebs at Virginia Tech)
- It is the first ACC Player of the Week honor of Scott's career

## EVANS DISHES IT OUT

- Jontel Evans has recorded at least five assists in five of 11 games this season
- Last season, he had only three five-assist games during his freshman season (31 games)

## SENE-DING HIM TO THE LINE

- Assane Sene is shooting 66.7% (12-18) from the line this season
- Sene entered the season a career 43.6% (17-39) free throw shooter
- His 12 made free throws are already a career high for a season
- He went 7-8 from the line at Minnesota, setting career highs for FTs and FTAs in a game (previous highs were 2 FTs and 4 FTAs)

## LETS GET TROPICAL!!!

- Will Sherrill has three career double-figure scoring games, all coming outside the continental United States
- He scored a career-high 18 points last season against Cleveland State in Cancun
- This season, he scored 11 points against both Oklahoma and Wichita State in Maui

## SHERRILL INJURED AT MINNESOTA

- Will Sherrill suffered a fractured fibula in his right leg at Minnesota on Nov. 29
- It is uncertain how long he will be out of action
- He will progress as his tolerance to activity indicates and will play when he is functional without pain; it is anticipated that will be in less than six weeks

## ZEGLINSKI RETURNS

- Sammy Zeglinski made his season debut at Virginia Tech and had three assists
- Zeglinski had an operation on Oct. 19 involving cartilage work on his left knee and missed the first seven games of the season

## FIRST-YEARS SHINE IN DEBUT

- The Cavalier first-years made an impact in their collegiate debut against William & Mary
- Billy Baron, KT Harrell, Will Regan, Joe Harris, Akil Mitchell and Thomas Rogers combined for 37 points and 10 rebounds against the Tribe
- It was the most points scored by Cavalier first-years in a season opener since 2003-04 when the Cavalier freshmen combined for 40 points against Mt. St. Mary's (Gary Forbes-21, Donte Minter-12, J.R. Reynolds-7)
- Baron (19 pts) and Harrell (13) were the first Virginia freshman duo to score in double figures in an opener since 2005-06 (Mamadi Diane 17, Lars Mikalauskas 14 vs. Liberty)

## DOUBLE TIME

### DOUBLE-DOUBLES

	2010-11	Career
Mike Scott	6	24

### DOUBLE-FIGURE SCORING GAMES

	2010-11	Career
Mike Scott	8	50
Sammy Zeglinski	1	27
Mustapha Farrakhan	8	22
KT Harrell	5	5
Joe Harris	5	5
Jontel Evans	3	3
Will Sherrill	2	3
Billy Baron	2	2

### 20-POINT SCORING GAMES

	2010-11	Career
Mike Scott	2	6
Mustapha Farrakhan	1	1
KT Harrell	1	1
Joe Harris	1	1
Sammy Zeglinski	—	2

### DOUBLE-FIGURE REBOUNDING GAMES

	2010-11	Career
Mike Scott	6	28
Assane Sene	1	6

# 2010-11 VIRGINIA MEN'S BASKETBALL GAME NOTES

## ON THE LINE

### CONSECUTIVE MADE FREE THROWS

	Current	Season High	Career High
Farrakhan	17	17	19
Scott	8	20	20
Harris	1	8	8
Sene	--	8	8
Baron	--	7	7
Evans	--	5	5
Harrell	--	4	4
Zeglinski	--	1	16
Mitchell	--	1	1
Regan	--	1	1
Sherrill	--	--	4

### VIRGINIA'S CONSECUTIVE FREE THROW STREAKS OF 10 OR MORE THIS SEASON

20	Mike Scott	11/12-11/23
17*	Mustapha Farrakhan	12/5-12/20

\*active

### AND ONES\*

	2010-11	Career
Scott	5	13
Evans	2	2
Harrell	2	2
Harris	2	2
Farrakhan	1	6
Sene	1	1
Zeglinski	--	3 (1)

(#) - number of four-point plays

\*Times making a basket when fouled and making the ensuing free throw too

## CAVALIERS 11TH IN ACC PRESEASON POLL

- Virginia was selected 11th in the preseason poll at ACC Operation Basketball
- Reigning NCAA Champion Duke was the preseason favorite, followed by Virginia Tech, North Carolina, NC State, Florida State, Maryland, Clemson, Miami, Georgia Tech, Boston College, Virginia and Wake Forest

## 'HOOS BACK

- Six players return from last season's team that went 15-16 (5-11 ACC)
- Mike Scott is UVA's leading returning scorer (12.0 ppg) and rebounder (7.2 rbg)
- Sammy Zeglinski, UVA's leader in assists (80), steals (38) and 3-point field goals (61) also returns
- All six returning players averaged over 12.0 minutes per game last season

## JOHNSON TO REDSHIRT

- Freshman forward James Johnson is expected to redshirt this season
- Virginia head coach Tony Bennett indicated that after Virginia's game with William & Mary on Nov. 12

## AT JOHN PAUL JONES ARENA

- Virginia is 54-22 all-time at John Paul Jones Arena
- The Cavaliers are 5-0 at JPJA this season

## TRI-CAPTAINS NAMED

- Mustapha Farrakhan, Mike Scott and Will Sherrill are the tri-captains for the 2010-11 season
- The three players make up this year's senior class

## McKAY PARTICIPATING IN "SHOTS FROM THE HEART"

- Associate Head Coach Ritchie McKay is participating in "Shots from the Heart", a project designed to raise awareness for the growing problem of heart disease
- College basketball coaches are competing against one another in a free throw shooting tournament, which will benefit the American Heart Association
- The event also pays tribute to the late Skip Prosser who passed away on July 26, 2007 of a heart attack
- McKay defeated Charles Baker of Campbell in the first round and Greg Gary of Duquesne in the second round of the assistant coaches division
- In his second round match, McKay went a perfect 25-of-25 from the line
- He will play either Ben Johnson of Northern Iowa or Al Pinkins of Middle Tennessee in the round of 16

## THREE SIGN WITH VIRGINIA

- UVA signed three players to National Letters of Intent for the 2011 recruiting class
- The three players are 6-8 forward Darion Atkins of Clinton, Md.; 6-5 guard Malcolm Brogdon of Norcross, Ga.; and 6-7 wing Paul Jespersen of Merrill, Wisc.

## UP NEXT

- The Cavaliers continue their homestand on Dec. 30 as they host Iowa State
- Game time at John Paul Jones Arena is set for 8 p.m.
- The game will be broadcast on Comcast SportsNet

# 2010-11 VIRGINIA MEN'S BASKETBALL GAME NOTES

## 2010-11 VIRGINIA CAVALIERS

No.	Player	Pos.	Yr.	Ht.	Hometown	PPG	RBG	Other	Minutes
1	Jontel Evans <i>• Only Cavalier to start every game this season</i>	G	So.	5-11	Hampton, Va.	5.8	2.5	3.7 apg	27.5
2	Mustapha Farrakhan ( <i>Moo-sta-fa Fair-uh-con</i> ) <i>• Career-high 23 points at Minnesota</i>	G	Sr.	6-4	Harvey, Ill.	11.8	2.5	2.2 apg	29.3
4	Will Regan ( <i>Ree-gan</i> ) <i>• 2010 New York State Class A Player of the Year</i>	F	Fr.	6-8	Williamsville, N.Y.	1.0	0.8	0.3 blk	6.6
5	Assane Sene ( <i>Uh-Sahn Sen</i> ) <i>• 66 career blocks</i>	C	Jr.	7-0	Saint-Louis, Senegal	2.2	3.5	1.1 blk	16.1
12	Joe Harris <i>• Leads team with 20 3-pointers this season</i>	G	Fr.	6-6	Chelan, Wash.	10.4	3.3	0.9 apg	27.5
13	Sammy Zeglinski ( <i>Zuh-glin-ski</i> ) <i>• Made his 100th career 3-pointer vs. Norfolk State</i>	G	Jr.	6-1	Philadelphia, Pa.	4.5	1.5	2.8 apg	18.5
15	Billy Baron <i>• Scored 19 points vs. William &amp; Mary in collegiate debut</i>	G	Fr.	6-2	E. Greenwich, R.I.	4.4	0.8	0.9 apg	12.7
22	Will Sherrill <i>• Out indefinitely after suffering a fractured right fibula at Minnesota</i>	F	Sr.	6-9	New York, N.Y.	6.3	3.4	1.0 apg	22.1
23	Mike Scott <i>• Underwent arthroscopic surgery on his left ankle on Dec. 16</i>	F	Sr.	6-8	Chesapeake, Va.	16.3	10.4	1.7 apg	34.0
24	KT Harrell <i>• Career-high 20 points vs. Oregon</i>	G	Fr.	6-4	Montgomery, Ala.	9.2	2.5	0.9 apg	22.5
25	Akil Mitchell ( <i>Ah-keel</i> ) <i>• 2010 North Carolina Independent School Athletic Association All-State</i>	F	Fr.	6-8	Charlotte, N.C.	1.8	3.4	0.3 apg	11.8
32	Thomas Rogers <i>• Joined the program as a walk-on</i>	G	Fr.	6-6	Farmville, Va.	0.0	0.0	--	0.7
34	James Johnson <i>• Top 100 recruit by Scout.com and ESPNU, plans to redshirt this season</i>	F	Fr.	6-9	Wildomar, Calif.	--	--	--	--

## HEAD COACH TONY BENNETT

### SECOND SEASON AT VIRGINIA

Alma Mater: Wisc.-Green Bay '92  
Hometown: Green Bay, Wisc.



### CAREER RECORD

at Virginia	23-19	2 seasons
at Washington State	69-33	3 seasons
CAREER	92-52	5 seasons

### VS. RANKED OPPONENTS (AP)

at Virginia	4-4
at Washington State	11-13
CAREER	15-17

### AT VIRGINIA

• First coach in UVa history to win his first three ACC games

### AT WASHINGTON STATE

- 2007 National Coach of the Year
- Led the Cougars to the 2007 and 2008 NCAA Tournaments
- 2008 NCAA Sweet Sixteen
- Led WSU to the highest ranking in school history (No. 4)

### PLAYING CAREER

- Played for his father, Dick Bennett, at UWGB
- Two-time Mid-Continent Conference Player of the Year
- Finished career as the all-time leading scorer in conference history with 2,285 points
- Still the NCAA career 3-point percentage leader at 49.7 percent
- 1992 Frances Pomeroy Naismith Award (best senior player under six-feet tall)
- 1992 GTE Academic All-American of the Year
- Played three seasons in the NBA with Charlotte Hornets (1992-95)

# 2010-11 VIRGINIA MEN'S BASKETBALL GAME NOTES

## THE LAST TIME ...

### VIRGINIA INDIVIDUALS

- **Scored 30 points:** Sylvan Landesberg (32) vs. Boston College (2/4/09)
- **Scored 40 points:** Sean Singletary (41) at Miami (3/1/08)
- **Two players with 20 points:** Joe Harris (24) and Mustapha Farrakhan (23) at Minnesota (11/29/10)
- **Three players with 20 points:** Chris Williams (27), Roger Mason, Jr. (22) and Donald Hand (20) vs. Duke (1/5/00)
- **Four players with 20 points:** Chris Williams (23), Donald Hand (22), Adam Hall (21), and Travis Watson (20) vs. Georgetown (3/15/00)
- **A player with back-to-back 25-point games:** Sylvan Landesberg, 26 at Georgia Tech (12/28/08), 25 vs. Xavier (1/3/09)
- **One player scored in double figures:** Mustapha Farrakhan (18) vs. Norfolk State (12/20/10)
- **Five players scored in double figures:** Sammy Zeglinski (21), Jeff Jones (14), Jerome Meyinsse (12), Mike Scott (11), Mustapha Farrakhan (10), vs. Boston College (3/11/10)
- **Six players scored in double figures:** Sean Singletary (27), Adrian Joseph (13), Jamil Tucker (13), Mamadi Diane (12), Calvin Baker (11), Laurynas Mikalauskas (11), vs. Maryland (3/9/08)
- **Seven players scored in double figures:** Cornel Parker (20), Junior Burrough (15), Ted Jeffries (14), Cory Alexander (13), Jason Williford (12), Yuri Barnes (11) and Doug Smith (11) vs. Clemson (1/13/93)
- **Had 15 rebounds:** Mike Scott (15) vs. Oklahoma (11/23/10)
- **Had 20 rebounds:** Travis Watson (20) vs. Wofford (1/2/03)
- **Had 25 rebounds:** Bob Mortell (25) vs. Washington & Lee (2/27/60)
- **Two players with 10 rebounds:** Sylvan Landesberg (11) and Mike Scott (10) at Maryland (1/20/09)
- **Three players with 10 rebounds:** Yuri Barnes (13), Jason Williford (12) and Junior Burrough (11) vs. Rice (12/4/93)
- **Double-Double:** Mike Scott (10 pts, 13 rebs) vs. Radford (12/7/10)
- **Two players had a double-double:** Adrian Joseph (23 pts, 11 rebs) and Mike Scott (10 pts, 13 rebs) at Penn (11/23/07)
- **Three players had a double-double:** Jason Williford (10 pts, 15 rebs), Ted Jeffries (23 pts, 10 rebs), and Cornel Parker (11 pts, 11 rebs) at William & Mary (1/25/93)
- **Double-Double with points and assists:** Sean Singletary (22 pts, 10 assts) vs. Old Dominion (3/24/08)
- **Triple-Double:** Ralph Sampson (15 pts, 22 rebs, 10 blks) vs. Old Dominion (12/29/79)
- **Four Double-Doubles in a row:** Mike Scott [5 in a row] (27 pts, 15 rebs) vs. Oklahoma (11/23/10), (16 pts, 10 rebs) vs. Wichita State (11/24/10), (17 pts, 12 rebs) at Minnesota (11/29/10), (21 pts, 13 rebs) at Virginia Tech (12/5/10), (10 pts, 13 rebs) vs. Radford (12/7/10)
- **20 points and 20 rebounds:** Travis Watson (21 pts, 20 rebs) vs. Wofford (1/2/03)
- **10 assists:** Sean Singletary (10) vs. Old Dominion (3/24/08)
- **5 Blocked Shots:** Assane Sene (5) vs. Hampton (12/23/09)
- **5 Steals:** Sammy Zeglinski (5) vs. Florida State (1/24/09)
- **Led UVA in Points, Rebounds and Assists:** Sylvan Landesberg (22 pts, 6 rebs, 5 assts) vs. Georgia Tech (1/13/10)
- **Hit a last second shot to win a game:** Sean Singletary vs. Duke (2/1/07) [jumper with one second in OT]; J.R. Reynolds vs. Loyola Marymount (12/23/04) [layup with 1.5 seconds in regulation]
- **Played every minute:** Sylvan Landesberg (45) vs. Clemson (2/15/09)
- **Played 40 or more minutes:** Sammy Zeglinski (40) and Mike Scott (40) vs. Virginia Tech (1/28/10)

### VIRGINIA TEAM

- **Won in Overtime:** vs. Clemson, 85-81 (2/15/09)
- **Lost in Overtime:** vs. Wake Forest, 61-64 (2/6/10)
- **Played Two Overtimes:** vs. Maryland, L 89-92 (2/19/05)
- **Played Three Overtimes:** vs. Georgetown, L 111-115 (3/15/00)
- **Shot 70 percent for a Half:** 72.2% (13-18) vs. Wake Forest 2nd Half (2/24/96)
- **Shot 60 percent in a Game:** 60.0% (30-50) vs. Longwood (11/13/09)
- **Shot less than 30 percent in a Game:** 27.7% (13-47) vs. Radford (12/7/10)
- **Shot 90 percent from the free throw line:** 100.0% (11-11) at Stanford (11/18/10)
- **Shot 50 percent from 3-point line:** 76.9% (10-13) at Minnesota (11/29/10)
- **Shot less than 30 percent in a half:** 29.6% (8-27) in 1st Half vs. Norfolk State (12/20/10)
- **Shot less than 20 percent in a half:** 16.7% (4-24) in 2nd Half vs. Radford (12/7/10)
- **Shot 55 percent or better and lost:** 56.9% (29-51) vs. Duke (3/14/03)
- **Attempted 50 FTs:** 52 (made 34) vs. Howard (12/12/94)
- **Made 30 FTs:** 31 (36 att.) vs. Tennessee (3/18/07)
- **Made 10 3-pt FGs:** 10 at Minnesota (11/29/10)
- **Failed to make a 3-pt FG:** at Georgia Tech (12/4/05)
- **Had 50 rebounds:** 50 vs. North Carolina (1/15/09)
- **Had 25 assists:** 27 vs. Howard (11/21/01)
- **Had 15 steals:** 16 vs. NC State (2/24/08)
- **Had 10 blocks:** 10 at Virginia Tech (1/10/09)
- **Scored 50 pts in a half:** 58 at Minnesota, 2nd half (11/29/10)
- **Scored 60 pts in a half:** 60 vs. Gonzaga, 1st half (1/3/07)
- **Scored 70 pts in a half:** 70 vs. Coastal Carolina, 2nd half (11/20/00)
- **Scored 100 pts (ACC):** 103 vs. Maryland (1/16/07)
- **Scored 100 pts (non-conf):** 107 vs. VMI (1/16/08)
- **Scored under 20 pts in 1st half:** 15 at Wake (1/23/10)
- **Scored under 20 pts in 2nd half:** 19 vs. Duke (3/12/10)
- **Scored under 50 pts in a game:** 46 vs. Duke (3/12/10)

### OPPONENT INDIVIDUALS

- **Scored 30 points:** Greivis Vasquez (30), Maryland (2/15/10)
- **Scored 35 points:** J.J. Redick (40), Duke (1/28/06)
- **Scored 40 points:** J.J. Redick (40), Duke (1/28/06)
- **Scored 50 points:** Len Chappell (50), Wake (2/12/62)
- **Two players with 20 points:** Kyle Singler (21) and Jon Scheyer (20), Duke (2/28/10)
- **Three players with 20 points:** Seth Curry (26), Kyle Ohman (26), Anthony Smith (21), Liberty (11/25/08)
- **Two players with 30 points:** Trevor Powell (31) and Tony Smith (31), Marquette (2/3/90)
- **Five players scored in double figures:** Isaiah Thomas (18), C.J. Wilcox (17), Abdul Gaddy (12), Terrence Ross (12), Justin Holiday (11), Washington (11/22/10)
- **Six players scored in double figures:** Chris Paul (21), Justin Gray (17), Eric Williams (15), Jamaal Levy (12), Taron Downey (11) and Vytas Danelius (10), Wake Forest (1/2/05)
- **Seven players scored in double figures:** Stanley Burrell (15), Drew Lavender (13), C.J. Anderson (12), B.J. Raymond (12), Josh Duncan (11), Charles Bronson (11), and Jason Love (10), at Xavier (1/3/08)
- **Double-Double:** Trevor Mbakwe (18 pts, 11 rebs), at Minnesota (11/29/10)
- **Double-Double with points and assists:** Eric Hayes (10 pts, 11 assts), at Maryland (1/20/09)

- **Two players had a double-double:** Donte Green (20 pts, 10 rebs) and Paul Harris (10 pts, 14 rebs), Syracuse (12/5/07)
- **Had 15 rebounds:** Trevor Booker (15), at Clemson (3/3/09)
- **Had 20 rebounds:** Tim Duncan (23), Wake (2/22/97)
- **Had 10 assists:** Eric Hayes (11), at Maryland (1/20/09)
- **5 Blocked Shots:** Trevor Mbakwe (5), at Minnesota (11/29/10)
- **5 Steals:** Justin Holiday (6), Washington (11/22/10)
- **Hit a last second shot to win a game:** Deron Washington of Virginia Tech (1/16/08) [0.0 seconds in overtime]

### OPPONENT TEAM

- **Shot less than 30 percent in a Game:** 27.1% (13-48) NJIT (12/21/09)
- **Shot less than 30 percent in a Game (ACC):** 29.0% (20-69), Wake Forest (2/24/96)
- **Shot 60 percent in a Game:** 63.8% (37-58), at Xavier (1/3/08)
- **Shot 55 percent or better and lost:** 55.3% (26-47), Cleveland State (11/25/09)
- **Scored 100 pts:** 106, Washington (11/22/10)
- **Scored 60 pts in a half:** 60, at Miami, 2nd half (3/1/08)
- **Scored under 20 pts in 1st half:** 19, Radford (12/7/10)
- **Scored under 20 pts in 2nd half:** 19, NC State (2/3/10)
- **Scored under 50 pts in a game:** 49, Norfolk St (12/20/10)
- **Had 25 assists:** 27, at Xavier (1/3/08)
- **Had 15 steals:** 15, VMI (11/16/08)
- **Had 10 blocks:** 10 vs. North Carolina (1/15/09)
- **Failed to make a 3-pt FG:** vs. Arizona State (11/27/99)

## JOHN PAUL JONES ARENA RECORDS

### **VIRGINIA PLAYERS**

**Points:** 40, J.R. Reynolds  
vs. Wake Forest, 1/21/07

**Most 1st Half Points:** 23, Sean Singletary  
vs. Virginia Tech, 1/16/08

**Most 2nd Half Points:** 26, Sylven Landesberg  
vs. Boston College, 2/4/09

**Rebounds:** 18, Mike Scott  
vs. VMI, 11/16/08

**Field Goals:** 13, Sylven Landesberg  
vs. Boston College, 2/4/09

**Field Goal Attempts:** 23, Sylven Landesberg  
vs. Boston College, 2/4/09

**Field Goal Pct.:** 1.000 (6-6), Sammy Zeglinski  
vs. Clemson, 2/15/09

**3-Point Field Goals:** 7, Sean Singletary  
vs. Gonzaga, 1/3/07

**3-Point FG Attempts:** 12, Sean Singletary  
vs. Gonzaga, 1/3/07

**3-Point FG Pct.:** 1.000 (3-3), Sammy Zeglinski  
vs. Clemson, 2/15/09  
(3-3), KT Harrell  
vs. Radford, 12/7/10

**Free Throws Made:** 14, Sean Singletary  
vs. Hampton, 12/16/06

**Free Throw Attempts:** 16, Sean Singletary  
vs. Hampton, 12/16/06

**FT Pct.:** 1.000 (14-14), Sylven Landesberg  
vs. Florida State, 1/24/09

**Assists:** 10, three times by Sean Singletary  
last vs. Old Dominion, 3/24/08

**Steals:** 7, Sean Singletary  
vs. NC State, 2/24/08

**Blocks:** 5, Assane Sene  
vs. Hampton, 12/23/09

### **VIRGINIA TEAM**

**Most Points:** 108 vs. Gonzaga, 1/3/07

**Fewest Points:** 49 vs. Duke, 2/28/10

**Most 1st Half:** 60 vs. Gonzaga, 1/3/07

**Fewest 1st Half:** 16, vs. Florida State, 1/24/09

**Most 2nd Half:** 57 vs. Arizona, 11/12/06

**Fewest 2nd Half:** 21 vs. Wake Forest, 2/6/10

**Rebounds:** 54 vs. UMEs, 11/26/06

**Field Goals:** 43 vs. VMI, 11/16/08

**Field Goal Attps.:** 82 vs. UNC, 1/15/09

**Field Goal Pct.:** .600 (30-50)  
vs. Longwood, 11/13/09

**3-Pt. FG:** 18 vs. Gonzaga, 1/3/07

**3-Pt. FG Attempts:** 36 vs. Georgia Tech,  
1/27/08

**3-Point FG Pct.:** .625 (10-16)  
vs. Virginia Tech, 3/1/07

**Free Throws:** 39 vs. Maryland, 1/16/07

**FT Attempted:** 49 vs. Maryland, 1/16/07

**Free Throw Pct.:** 1.000 (8-8)  
vs. Wake Forest, 2/28/09

**Assists:** 24 vs. Howard, 11/14/07

**Steals:** 24 vs. VMI, 11/16/08

**Blocks:** 16 vs. NC State, 2/24/08

**Most Turnovers:** 21 vs. Longwood, 12/7/07

**Fewest Turnovers:** 6 vs. Boston Coll., 1/19/08

### **OPPONENT PLAYERS**

**Points:** 32, K.C. Rivers  
Clemson, 2/7/08

**Most 1st Half Points:** 32, Talor Battle  
Penn State, 11/30/09

**Most 2nd Half Points:** 17, four times  
Last by Elijah Millsap  
UAB, 12/30/09

**Rebounds:** 28, Talor Battle  
Penn State, 11/30/09

**Field Goals:** 16, Al Thornton  
Florida State, 2/17/07

**Field Goal Attempts:** 13, Elijah Millsap  
UAB, 12/30/09

**Field Goal Pct.:** .875 (7-8), Ahmed Grant  
UNC Wilmington, (1/18/10)

**3-Point Field Goals:** 8, K.C. Rivers  
Clemson, 2/7/08

**3-Pt. FG Attempts:** 12, Jeremy Crouch  
Bradley, 3/26/08

**3-Pt. FG Pct.:** 1.000 (5-5), Tony Dukas  
USC Upstate, 11/15/10

**Free Throws Made:** 15, Tyler Hansbrough  
North Carolina, 1/15/09

**FT Attempted:** 17, Tyler Hansbrough  
North Carolina, 1/15/09

**FT Pct.:** 1.000 (8-8), Tyrese Rice  
Boston College, 2/4/09

**Assists:** 1.000 (8-8), Sean Mosley  
Maryland, 3/6/10

**Steals:** 11, Cliff Hammonds  
Clemson, 2/7/08

**Blocks:** 5, Jon Scheyer  
Duke, 2/28/10

6, Eric Hall  
Radford, 11/21/08

### **OPPONENT TEAM**

**Most Points:** 97, VMI, 11/16/08

**Fewest Points:** 37, NJIT, 12/21/09

**Most 1st Half:** 50, North Carolina, 1/15/09

**Fewest 1st Half:** 18, NC State, 2/24/08

**Most 2nd Half:** 61, Gonzaga, 1/3/07

**Fewest 2nd Half:** 18, NJIT, 12/21/09

**Rebounds:** 47, Virginia Tech, 1/16/08  
North Carolina, 1/15/09

**Field Goals:** 37, VMI, 11/16/08

**Field Goal Attps.:** 79, VMI, 11/16/08

**Field Goal Pct.:** .566 (30-53)  
Liberty, 11/25/08

**3-Pt. FG:** 16, Clemson, 2/7/08

**3-Pt. FG Attempts:** 39, Hartford, 12/30/07

**3-Point FG Pct.:** .615 (16-26)  
Clemson, (2/7/08)

**Free Throws:** 26, Boston College, 2/4/09

**FT Attempted:** 31, Boston College, 2/4/09

**Free Throw Pct.:** .944 (17-18)  
American, 12/28/06

**Assists:** 22, Clemson, 2/7/08

**Steals:** 15, VMI, 11/16/08

**Blocks:** 10, Radford, 11/21/08  
North Carolina, 1/15/09

**Most Turnovers:** 25, NC State, 2/24/08

**Fewest Turnovers:** 6, Miami, 2/3/07

### **RECORD AT JPJA**

2006-07 to present 76 games ..... 54-22

### **LONGEST WIN STREAK**

**12 games**  
from 1/16/07 vs. Maryland  
through 11/27/07 vs. Northwestern

### **LONGEST LOSING STREAK**

**4 games**  
from 2/6/10 vs. Wake Forest  
through 3/6/10 vs. Maryland

### **MISCELLANEOUS**

**Biggest Comeback:** 19 points  
vs. Arizona, 11/12/06

**Biggest Lead Given up in a Loss:** 14 points  
vs. Bradley, 3/26/08

**Largest Lead:** 45 points  
vs. Northwestern, 11/27/07

**Biggest Deficit:** 38 points  
vs. Clemson, 2/7/08

**Largest Margin of Victory:** 42 points,  
vs. Northwestern, 11/27/07

**Largest Margin of Defeat:** 31 points,  
vs. Clemson, 2/7/08

**Overtime Games (Record):** 6 (2-4)  
Last: 61-64 loss vs. Wake Forest, 2/6/10

# BILLY BARON

# #15



Freshman • Guard • 6-2 • 192 • East Greenwich, R.I. • Worcester Academy

## 2010-11 SEASON:

- Had three points vs. Norfolk State
- Had seven points vs. Oklahoma
- Had 14 points, three rebounds, three assists and two steals vs. USC Upstate
- Had 19 points vs. William & Mary in his collegiate debut
- Against W&M shot 5-6 from behind the arc (his .833 3FG% was the highest by a Cavalier player in a game (min 5 att.) since Mamadi Diane went 5-6 vs. Arizona on Nov. 12, 2006)
- Had six points and four assists in the exhibition game vs. Roanoke College

## SINGLE GAME BESTS

### POINTS

Season: 19 vs. W&M (11/12/10)  
 Career: 19 vs. W&M (11/12/10)  
 ACC: --

### REBOUNDS

Season: 3 vs. USC Upstate (11/15/10)  
 Career: 3 vs. USC Upstate (11/15/10)  
 ACC: --

### FG MADE

Season: 6 vs. W&M (11/12/10)  
 Career: 6 vs. W&M (11/12/10)  
 ACC: --

### FG ATTEMPTS

Season: 8 vs. W&M (11/12/10)  
 Career: 8 vs. W&M (11/12/10)  
 ACC: 1 at Virginia Tech (12/5/10)

### 3 PT FG MADE

Season: 5 vs. W&M (11/12/10)  
 Career: 5 vs. W&M (11/12/10)  
 ACC: --

### 3 PT FG ATTEMPTS

Season: 6 vs. W&M (11/12/10), vs. Wash (11/22/10)  
 Career: 6 vs. W&M (11/12/10), vs. Wash (11/22/10)  
 ACC: 1 at Virginia Tech (12/5/10)

### FT MADE

Season: 6 vs. USC Upstate (11/15/10)  
 Career: 6 vs. USC Upstate (11/15/10)  
 ACC: --

### FT ATTEMPTS

Season: 7 vs. USC Upstate (11/15/10)  
 Career: 7 vs. USC Upstate (11/15/10)  
 ACC: --

### ASSISTS

Season: 3 vs. W&M (11/12/10), Upstate (11/15/10)  
 Career: 3 vs. W&M (11/12/10), Upstate (11/15/10)  
 ACC: --

### TURNOVERS

Season: 2 at Minnesota (11/29/10)  
 Career: 2 at Minnesota (11/29/10)  
 ACC: --

### BLOCKS

Season: --  
 Career: --  
 ACC: --

### STEALS

Season: 2 vs. Upstate (11/15/10), Wash (11/22/10)  
 Career: 2 vs. Upstate (11/15/10), Wash (11/22/10)  
 ACC: --

### MINUTES

Season: 25 vs. USC Upstate (11/15/10)  
 Career: 25 vs. USC Upstate (11/15/10)  
 ACC: 3 at Virginia Tech (12/5/10)

## 2010-11 GAME-BY-GAME:

Opponent	GP-GS	FG-FGA	3FG-3FGA	FT-FTA	Off-Def	Total	A	TO	Blk	Stl	PF	Min	Pts
W&M	1-0	6-8	5-6	2-2	0-0	0	3	0	0	1	1	21	19
USC Upstate	2-0	3-4	2-3	6-7	0-3	3	3	0	0	2	2	25	14
at Stanford	3-0	1-5	0-4	0-0	0-1	1	2	1	0	0	0	23	2
vs. Washington	4-0	1-7	1-6	0-0	0-2	2	0	0	0	2	1	21	3
vs. Oklahoma	5-0	2-6	2-5	1-4	0-1	1	0	1	0	0	0	16	7
vs. Wichita St	6-0	0-3	0-2	0-0	0-1	1	0	0	0	0	0	11	0
at Minnesota	7-0	0-2	0-0	0-0	0-1	1	1	2	0	0	1	7	0
at Virginia Tech	8-0	0-1	0-1	0-0	0-0	0	0	0	0	0	0	3	0
Radford	9-0	0-1	0-1	0-0	0-0	0	1	0	0	0	0	6	0
Oregon	10-0	0-0	0-0	0-0	0-0	0	0	0	0	0	0	1	0
Norfolk St	11-0	1-1	1-1	0-0	0-0	0	0	1	0	0	0	6	3


## CAREER STATISTICS

Year	G-GS	Min-Avg.	FG-FGA	Pct.	3FG-3FGA	Pct.	FT-FTA	Pct.	Off-Def.	Reb-Avg.	PF-DQ	Ast	TO	Blk	Stl	Pts-Avg
2010-11	11-0	140-12.7	14-38	.368	11-29	.379	9-13	.692	0-9	9-0.8	5-0	10	5	0	5	48-4.4
ACC	1-0	3-3.0	0-1	.000	0-1	.000	0-0	.000	0-0	0-0.0	0-0	0	0	0	0	0-0.0
CAREER	11-0	140-12.7	14-38	.368	11-29	.379	9-13	.692	0-9	9-0.8	5-0	10	5	0	5	48-4.4
ACC	1-0	3-3.0	0-1	.000	0-1	.000	0-0	.000	0-0	0-0.0	0-0	0	0	0	0	0-0.0



# JONTELEEVANS

#1



Sophomore • Guard • 5-11 • 190 • Hampton, Va. • Bethel

## 2010-11 SEASON:

- Only Cavalier to start every game this season
- Had seven points vs. Oregon
- Tied a career high with three steals vs. Radford
- Had 10 points and five assists vs. Wichita State
- Had five points, five rebounds, six assists, three steals and no turnovers vs. Oklahoma
- Scored a career-high 11 points at Stanford, playing a career-high 37 minutes
- Had 10 points vs. USC Upstate
- Had six points and a career-high seven assists vs. William & Mary
- Had seven points and six rebounds in the exhibition vs. Roanoke College

## SINGLE GAME BESTS

### POINTS

Season: 11 at Stanford (11/18/10)  
 Career: 11 at Stanford (11/18/10)  
 ACC: 6 at Maryland (2/15/10)

### REBOUNDS

Season: 5 vs. Oklahoma (11/23/10)  
 Career: 7 vs. Miami (1/16/10)  
 ACC: 7 vs. Miami (1/16/10)

### FG MADE

Season: 4 vs. Upstate (11/15/10), at Stan (11/18/10)  
 Career: 4 vs. Upstate (11/15/10), at Stan (11/18/10)  
 ACC: 3 at Maryland (2/15/10)

### FG ATTEMPTS

Season: 11 vs. Wichita State (11/24/10)  
 Career: 11 vs. Wichita State (11/24/10)  
 ACC: 6 on three occasions

### 3 PT FG MADE

Season: 1 vs. Norfolk State (12/20/10)  
 Career: 1 on three occasions  
 ACC: --

### 3 PT FG ATTEMPTS

Season: 2 vs. Wichita State (11/24/10)  
 Career: 2 on four occasions  
 ACC: 2 vs. GT (1/13/10), at Wake (1/23/10)

### FT MADE

Season: 4 vs. Wichita State (11/24/10)  
 Career: 4 vs. Wichita State (11/24/10)  
 ACC: 3 vs. Duke (2/28/10)

### FT ATTEMPTS

Season: 8 vs. Wichita State (11/24/10)  
 Career: 8 vs. Wichita State (11/24/10)  
 ACC: 4 vs. Duke (2/28/10)

### ASSISTS

Season: 7 vs. W&M (11/12/10)  
 Career: 7 vs. W&M (11/12/10)  
 ACC: 6 at North Carolina (1/31/10)

### TURNOVERS

Season: 6 vs. Washington (11/22/10)  
 Career: 6 vs. Washington (11/22/10)  
 ACC: 4 at North Carolina (1/31/10)

### BLOCKS

Season: 1 vs. Oregon (12/17/10)  
 Career: 1 vs. Duke (2/28/10), vs. Oregon (12/17/10)  
 ACC: 1 vs. Duke (2/28/10)

### STEALS

Season: 3 vs. Okla (11/23/10), vs. Radford (12/7/10)  
 Career: 3 on six occasions  
 ACC: 3 at Clemson (2/20/10), vs. Duke (2/28/10)

### MINUTES

Season: 37 at Stanford (11/18/10)  
 Career: 37 at Stanford (11/18/10)  
 ACC: 31 at North Carolina (1/31/10)

## 2010-11 GAME-BY-GAME:


Opponent	GP-GS	FG-FGA	3FG-3FGA	FT-FTA	Off-Def	Total	A	TO	Blk	Stl	PF	Min	Pts
W&M	1-1	3-4	0-0	0-0	0-2	2	7	1	0	1	0	31	6
USC Upstate	2-2	4-7	0-0	2-4	2-2	4	1	0	0	1	1	30	10
at Stanford	3-3	4-9	0-0	3-3	1-2	3	5	3	0	2	1	37	11
vs. Washington	4-4	1-3	0-0	1-2	1-0	1	3	6	0	0	4	20	3
vs. Oklahoma	5-5	2-3	0-0	1-2	0-5	5	6	0	0	3	1	27	5
vs. Wichita St	6-6	3-11	0-2	4-8	0-3	3	5	4	0	1	4	34	10
at Minnesota	7-7	1-2	0-0	1-2	0-1	1	5	3	0	1	4	28	3
at Virginia Tech	8-8	2-6	0-0	0-0	0-2	2	4	1	0	0	3	19	4
Radford	9-9	0-2	0-0	2-2	0-1	1	2	3	0	3	3	26	2
Oregon	10-10	2-4	0-0	3-4	0-1	1	1	5	1	1	2	27	7
Norfolk St	11-11	1-4	1-1	0-0	1-3	4	2	2	0	0	3	23	3

## CAREER STATISTICS

Year	G-GS	Min-Avg.	FG-FGA	Pct.	3FG-3FGA	Pct.	FT-FTA	Pct.	Off-Def.	Reb-Avg.	PF-DQ	Ast	TO	Blk	Stl	Pts-Avg
2009-10	31-11	512-16.5	31-84	.369	2-12	.167	9-16	.563	6-40	46-1.5	55-1	60	27	1	34	73-2.4
ACC	16-10	287-17.9	14-53	.264	0-7	.000	6-12	.500	5-18	23-1.4	34-1	31	13	1	19	34-2.1
2010-11	11-11	302-27.5	23-55	.418	1-3	.333	17-27	.630	5-22	27-2.5	26-0	41	28	1	13	64-5.8
ACC	1-1	19-19.0	2-6	.333	0-0	.000	0-0	.000	0-2	2-2.0	3-0	4	1	0	0	4-4.0
2009-10	42-22	814-19.4	54-139	.388	3-15	.200	26-43	.605	11-62	73-1.7	81-1	101	55	2	47	137-3.3
ACC	17-11	306-18.0	16-59	.271	0-7	.000	6-12	.500	5-20	25-1.5	37-1	35	14	1	19	38-2.2

# MUSTAPHA FARRAKHAN

#2



Senior • Guard • 6-4 • 181 • Harvey, Ill. • Thornton Township

## 2010-11 SEASON:

- Tri-captain
- Had 18 points and tied a career high with five rebounds vs. Norfolk State
- Had 17 points vs. Oregon
- Had 14 points vs. Radford
- Scored nine points, and tied career highs with five rebounds, five assists and two blocks at Virginia Tech in a career-high 36 minutes
- Scored a career-high 23 points (8-14 FG, 4-5 3FG), tied a career high with five rebounds and had four assists at #15 Minnesota
- Had 10 points vs. Oklahoma
- Scored in double figures for three consecutive games for the first time in his career (first three games of the season)
- Had 14 points at Stanford
- Had 11 points vs. USC Upstate
- Had 10 points, four rebounds and two steals vs. William & Mary

## SINGLE GAME BESTS

### POINTS

Season: 23 at Minnesota (11/29/10)  
 Career: 23 at Minnesota (11/29/10)  
 ACC: 17 at Virginia Tech (1/10/09)

### REBOUNDS

Season: 5 on three occasions  
 Career: 5 on five occasions  
 ACC: 5 at Virginia Tech (12/5/10)

### FG MADE

Season: 8 at Minnesota (11/29/10)  
 Career: 8 at Minnesota (11/29/10)  
 ACC: 5 at Virginia Tech (1/10/09)

### FG ATTEMPTS

Season: 14 at Minn (11/29/10), vs. NSU (12/20/10)  
 Career: 15 vs. North Carolina (1/15/09)  
 ACC: 15 vs. North Carolina (1/15/09)

### 3 PT FG MADE

Season: 4 at Minnesota (11/29/10)  
 Career: 4 at VT (1/10/09), at Minn (11/29/10)  
 ACC: 4 at Virginia Tech (1/10/09)

### 3 PT FG ATTEMPTS

Season: 7 vs. W&M (11/12/10), at Stan (11/18/10)  
 Career: 7 on three occasions  
 ACC: 7 vs. North Carolina (1/15/09)

### FT MADE

Season: 8 vs. Radford (12/7/10)  
 Career: 8 vs. Radford (12/7/10)  
 ACC: 6 vs. Georgia Tech (1/13/10)

### FT ATTEMPTS

Season: 8 vs. Radford (12/7/10)  
 Career: 8 vs. Radford (12/7/10)  
 ACC: 6 vs. GT (1/13/10), vs. Miami (1/16/10)

### ASSISTS

Season: 5 at Virginia Tech (12/5/10)  
 Career: 5 vs. Md (3/6/10), at VT (12/5/10)  
 ACC: 5 vs. Md (3/6/10), at VT (12/5/10)

### TURNOVERS

Season: 3 on three occasions  
 Career: 4 on three occasions  
 ACC: 3 vs. Duke (2/28/10), vs. Maryland (3/6/10)

### BLOCKS

Season: 2 at Virginia Tech (12/5/10)  
 Career: 2 on four occasions  
 ACC: 2 on three occasions

### STEALS

Season: 2 on four occasions  
 Career: 3 vs. Georgia Tech (1/13/10)  
 ACC: 3 vs. Georgia Tech (1/13/10)

### MINUTES

Season: 36 at Virginia Tech (12/5/10)  
 Career: 36 at Virginia Tech (12/5/10)  
 ACC: 36 at Virginia Tech (12/5/10)

## 2010-11 GAME-BY-GAME:

Opponent	GP-GS	FG-FGA	3FG-3FGA	FT-FTA	Off-Def	Total	A	TO	Blk	Stl	PF	Min	Pts
W&M	1-1	3-8	3-7	1-2	0-4	4	1	1	0	2	1	28	10
USC Upstate	2-2	4-8	1-4	2-2	0-1	1	2	3	1	0	3	24	11
at Stanford	3-3	4-10	2-7	4-4	0-1	1	2	3	0	1	2	30	14
vs. Washington	4-4	1-8	0-4	2-2	0-1	1	3	2	0	0	0	25	4
vs. Oklahoma	5-4	5-7	0-0	0-3	0-0	0	3	2	0	2	2	33	10
vs. Wichita St	6-4	0-1	0-0	0-0	0-0	0	0	3	1	1	4	13	0
at Minnesota	7-4	8-14	4-5	3-4	2-3	5	4	0	0	0	1	34	23
at Virginia Tech	8-5	3-4	0-1	3-5	0-5	5	5	0	2	2	2	36	9
Radford	9-6	2-7	2-4	8-8	1-2	3	1	1	1	0	1	30	14
Oregon	10-7	5-11	2-4	5-5	0-3	3	1	2	1	1	0	34	17
Norfolk St	11-8	7-14	2-5	2-2	0-5	5	2	2	1	2	2	35	18

## CAREER STATISTICS

Year	G-GS	Min-Avg.	FG-FGA	Pct.	3FG-3FGA	Pct.	FT-FTA	Pct.	Off-Def.	Reb-Avg.	PF-DQ	Ast	TO	Blk	Stl	Pts-Avg
2007-08	19-0	115-6.1	7-38	.184	2-16	.125	1-5	.200	4-11	15-0.8	9-0	5	12	0	2	17-0.9
ACC	6-0	43-7.2	1-13	.077	1-7	.143	1-3	.333	2-4	6-1.0	3-0	1	3	0	0	4-0.7
2008-09	23-2	239-10.4	33-95	.347	14-41	.341	18-20	.900	4-12	16-0.7	28-1	14	21	2	4	98-4.3
ACC	12-0	135-11.3	17-54	.315	8-26	.308	9-9	1.000	2-6	8-0.7	16-1	8	9	2	2	51-4.3
2009-10	30-10	631-21.0	62-173	.358	23-74	.311	47-60	.783	12-40	52-1.7	31-0	59	44	7	15	194-6.5
ACC	15-1	295-19.7	32-85	.376	9-34	.265	19-28	.679	7-18	25-1.7	14-0	26	21	4	8	92-6.1
2010-11	11-8	322-29.3	42-92	.457	16-41	.390	30-37	.811	3-25	28-2.5	18-0	24	19	7	11	130-11.8
ACC	1-1	36-36.0	3-4	.750	0-1	.000	3-5	.600	0-5	5-5.0	2-0	5	0	2	2	9-9.0
<b>CAREER</b>	<b>83-20</b>	<b>1307-15.7</b>	<b>144-398</b>	<b>.362</b>	<b>55-172</b>	<b>.320</b>	<b>96-122</b>	<b>.787</b>	<b>23-88</b>	<b>111-1.3</b>	<b>86-1</b>	<b>102</b>	<b>96</b>	<b>16</b>	<b>32</b>	<b>439-5.3</b>
ACC	34-2	509-15.0	53-156	.340	18-68	.265	32-45	.711	11-33	44-1.3	35-1	40	33	8	12	156-4.6

# KT HARRELL

# #24



Freshman • Guard • 6-4 • 204 • Montgomery, Ala. • Brewbaker Tech Magnet

## 2010-11 SEASON:

- Had nine points vs. Norfolk State
- ACC Rookie of the Week (12/20/10)
- Had 20 points (8-12 FG) vs. Oregon
- Had 13 points (5-6 FG, 3-3 3FG) vs. Radford
- Had seven points at Virginia Tech
- Had seven points at #15 Minnesota
- Had 10 points vs. Wichita State
- Had 14 points and eight rebounds vs. Washington
- Had 13 points and five rebounds vs. William & Mary in his collegiate debut
- Had 10 points and five rebounds in the exhibition game vs. Roanoke College

## SINGLE GAME BESTS

### POINTS

Season: 20 vs. Oregon (12/17/10)  
 Career: 20 vs. Oregon (12/17/10)  
 ACC: 7 at Virginia Tech (12/5/10)

### REBOUNDS

Season: 8 vs. Washington (11/22/10)  
 Career: 8 vs. Washington (11/22/10)  
 ACC: --

### FG MADE

Season: 8 vs. Oregon (12/17/10)  
 Career: 8 vs. Oregon (12/17/10)  
 ACC: 3 at Virginia Tech (12/5/10)

### FG ATTEMPTS

Season: 13 vs. W&M (11/12/10)  
 Career: 13 vs. W&M (11/12/10)  
 ACC: 8 at Virginia Tech (12/5/10)

### 3 PT FG MADE

Season: 3 vs. Radford (12/7/10)  
 Career: 3 vs. Radford (12/7/10)  
 ACC: 1 at Virginia Tech (12/5/10)

### 3 PT FG ATTEMPTS

Season: 4 vs. W&M (11/12/10), at Stan (11/18/10)  
 Career: 4 vs. W&M (11/12/10), at Stan (11/18/10)  
 ACC: 3 at Virginia Tech (12/5/10)

### FT MADE

Season: 8 vs. Washington (11/22/10)  
 Career: 8 vs. Washington (11/22/10)  
 ACC: --

### FT ATTEMPTS

Season: 13 vs. Washington (11/22/10)  
 Career: 13 vs. Washington (11/22/10)  
 ACC: --

### ASSISTS

Season: 3 vs. USC Upstate (11/15/10)  
 Career: 3 vs. USC Upstate (11/15/10)  
 ACC: --

### TURNOVERS

Season: 3 vs. Washington (11/22/10)  
 Career: 3 vs. Washington (11/22/10)  
 ACC: --

### BLOCKS

Season: --  
 Career: --  
 ACC: --

### STEALS

Season: 1 vs. USC Upstate (11/15/10)  
 Career: 1 vs. USC Upstate (11/15/10)  
 ACC: --

### MINUTES

Season: 35 vs. Oregon (12/17/10)  
 Career: 35 vs. Oregon (12/17/10)  
 ACC: 16 at Virginia Tech (12/5/10)

## 2010-11 GAME-BY-GAME:

Opponent	GP-GS	FG-FGA	3FG-3FGA	FT-FTA	Off-Def	Total	A	TO	Blk	Stl	PF	Min	Pts
W&M	1-1	5-13	2-4	1-1	3-2	5	1	2	0	0	3	28	13
USC Upstate	2-2	2-3	1-2	0-2	0-2	2	3	2	0	1	3	19	5
at Stanford	3-2	1-5	1-4	0-0	0-0	0	0	1	0	0	2	12	3
vs. Washington	4-2	3-6	0-1	8-13	4-4	8	2	3	0	0	0	26	14
vs. Oklahoma	5-3	0-5	0-2	0-0	0-0	0	0	1	0	0	1	23	0
vs. Wichita St	6-4	4-5	2-2	0-1	1-0	1	0	0	0	0	3	25	10
at Minnesota	7-5	1-5	0-0	5-6	1-1	2	2	0	0	0	2	16	7
at Virginia Tech	8-5	3-8	1-3	0-0	0-0	0	0	0	0	0	0	16	7
Radford	9-5	5-6	3-3	0-0	0-2	2	1	1	0	0	4	16	13
Oregon	10-6	8-12	0-1	4-6	1-3	4	1	1	0	0	1	35	20
Norfolk St	11-7	3-10	0-3	3-6	2-1	3	0	0	0	0	1	32	9

## CAREER STATISTICS

Year	G-GS	Min-Avg.	FG-FGA	Pct.	3FG-3FGA	Pct.	FT-FTA	Pct.	Off-Def.	Reb-Avg.	PF-DQ	Ast	TO	Blk	Stl	Pts-Avg
2010-11	11-7	248-22.5	35-78	.449	10-25	.400	21-35	.600	12-15	27-2.5	20-0	10	11	0	1	101-9.2
ACC	1-0	16-16.0	3-8	.375	1-3	.333	0-0	.000	0-0	0-0.0	0-0	0	0	0	0	7-7.0
CAREER	11-7	248-22.5	35-78	.449	10-25	.400	21-35	.600	12-15	27-2.5	20-0	10	11	0	1	101-9.2
ACC	1-0	16-16.0	3-8	.375	1-3	.333	0-0	.000	0-0	0-0.0	0-0	0	0	0	0	7-7.0

# JOE HARRIS

# #12



Freshman • Guard • 6-6 • 202 • Chelan, Wash. • Chelan

## 2010-11 SEASON:

- Had 14 points vs. Radford
- Had 10 points at Virginia Tech
- Had 24 points (8-12 FG, 4-6 3FG) and five rebounds at #15 Minnesota
- Had nine points and four rebounds vs. Wichita State
- Had eight points vs. Oklahoma
- Had 19 points and seven rebounds vs. Washington
- Had 12 points (4-7 3FG) at Stanford in first career start
- Had eight points and two rebounds vs. USC Upstate
- Had two points, four rebounds and three assists vs. William & Mary in his collegiate debut
- Had 10 points and five rebounds in the exhibition game vs. Roanoke College

## SINGLE GAME BESTS

### POINTS

Season: 24 at Minnesota (11/29/10)  
 Career: 24 at Minnesota (11/29/10)  
 ACC: 10 at Virginia Tech (12/5/10)

### REBOUNDS

Season: 7 vs. Washington (11/22/10)  
 Career: 7 vs. Washington (11/22/10)  
 ACC: 3 at Virginia Tech (12/5/10)

### FG MADE

Season: 8 vs. Wash (11/22/10), at Minn (11/29/10)  
 Career: 8 vs. Wash (11/22/10), at Minn (11/29/10)  
 ACC: 3 at Virginia Tech (12/5/10)

### FG ATTEMPTS

Season: 14 vs. Radford (12/7/10)  
 Career: 14 vs. Radford (12/7/10)  
 ACC: 7 at Virginia Tech (12/5/10)

### 3 PT FG MADE

Season: 4 at Stan (11/18/10), at Minn (11/29/10)  
 Career: 4 at Stan (11/18/10), at Minn (11/29/10)  
 ACC: 2 at Virginia Tech (12/5/10)

### 3 PT FG ATTEMPTS

Season: 10 vs. Radford (12/7/10)  
 Career: 10 vs. Radford (12/7/10)  
 ACC: 3 at Virginia Tech (12/5/10)

### FT MADE

Season: 4 at Minnesota (11/29/10)  
 Career: 4 at Minnesota (11/29/10)  
 ACC: 2 at Virginia Tech (12/5/10)

### FT ATTEMPTS

Season: 4 at Minnesota (11/29/10)  
 Career: 4 at Minnesota (11/29/10)  
 ACC: 3 at Virginia Tech (12/5/10)

### ASSISTS

Season: 3 vs. W&M (11/12/10)  
 Career: 3 vs. W&M (11/12/10)  
 ACC: 2 at Virginia Tech (12/5/10)

### TURNOVERS

Season: 3 on four occasions  
 Career: 3 on four occasions  
 ACC: 3 at Virginia Tech (12/5/10)

### BLOCKS

Season: 1 on three occasions  
 Career: 1 on three occasions  
 ACC: 1 at Virginia Tech (12/5/10)

### STEALS

Season: 2 vs. Radford (12/7/10)  
 Career: 2 vs. Radford (12/7/10)  
 ACC: 1 at Virginia Tech (12/5/10)

### MINUTES

Season: 37 vs. Wichita State (11/24/10)  
 Career: 37 vs. Wichita State (11/24/10)  
 ACC: 35 at Virginia Tech (12/5/10)

## 2010-11 GAME-BY-GAME:

Opponent	GP-GS	FG-FGA	3FG-3FGA	FT-FTA	Off-Def	Total	A	TO	Blk	Stl	PF	Min	Pts
W&M	1-0	1-4	0-2	0-0	2-2	4	3	1	0	1	3	18	2
USC Upstate	2-0	3-6	1-4	1-1	0-2	2	1	1	0	1	1	22	8
at Stanford	3-1	4-7	4-7	0-0	0-1	1	0	3	0	0	3	20	12
vs. Washington	4-2	8-13	2-4	1-1	4-3	7	0	3	0	0	2	32	19
vs. Oklahoma	5-3	3-4	2-2	0-0	1-1	2	1	3	0	0	4	21	8
vs. Wichita St	6-4	4-10	1-3	0-0	1-3	4	1	1	0	1	2	37	9
at Minnesota	7-5	8-12	4-6	4-4	0-5	5	1	1	0	1	1	35	24
at Virginia Tech	8-6	3-7	2-3	2-3	2-1	3	2	3	1	1	1	35	10
Radford	9-7	5-14	3-10	1-2	1-1	2	0	2	1	2	1	30	14
Oregon	10-8	2-6	0-2	1-2	1-5	6	0	1	1	1	4	30	5
Norfolk St	11-9	1-4	1-3	0-0	0-0	0	1	0	0	0	3	22	3

## CAREER STATISTICS

Year	G-GS	Min-Avg.	FG-FGA	Pct.	3FG-3FGA	Pct.	FT-FTA	Pct.	Off-Def.	Reb-Avg.	PF-DQ	Ast	TO	Blk	Stl	Pts-Avg
2010-11	11-9	302-27.5	42-87	.483	20-46	.435	10-13	.769	12-24	36-3.3	25-0	10	19	3	8	114-10.4
ACC	1-1	35-35.0	3-7	.429	2-3	.667	2-3	.667	2-1	3-3.0	1-0	2	3	1	1	10-10.0
CAREER	11-9	302-27.5	42-87	.483	20-46	.435	10-13	.769	12-24	36-3.3	25-0	10	19	3	8	114-10.4
ACC	1-1	35-35.0	3-7	.429	2-3	.667	2-3	.667	2-1	3-3.0	1-0	2	3	1	1	10-10.0

# AKIL MITCHELL

# #25



Freshman • Forward • 6-8 • 221 • Charlotte, N.C. • Charlotte Christian School

## 2010-11 SEASON:

- Had four points and six rebounds vs. Norfolk State
- Had two points and seven rebounds vs. Oregon
- Had two points at Virginia Tech
- Had four points and five rebounds vs. Washington
- Had four rebounds at Stanford
- Had three points and four rebounds vs. USC Upstate
- Had one rebound and one assist vs. William & Mary in his collegiate debut
- Had two points and five rebounds in the exhibition game vs. Roanoke College

## SINGLE GAME BESTS

### POINTS

Season: 4 vs. Wash (11/22/10), vs. NSU (12/20/10)  
 Career: 4 vs. Wash (11/22/10), vs. NSU (12/20/10)  
 ACC: 2 at Virginia Tech (12/5/10)

### REBOUNDS

Season: 7 vs. Oregon (12/17/10)  
 Career: 7 vs. Oregon (12/17/10)  
 ACC: 1 at Virginia Tech (12/5/10)

### FG MADE

Season: 2 vs. Wash (11/22/10), vs. NSU (12/20/10)  
 Career: 2 vs. Wash (11/22/10), vs. NSU (12/20/10)  
 ACC: 1 at Virginia Tech (12/5/10)

### FG ATTEMPTS

Season: 5 vs. Norfolk State (12/20/10)  
 Career: 5 vs. Norfolk State (12/20/10)  
 ACC: 1 at Virginia Tech (12/5/10)

### 3 PT FG MADE

Season: --  
 Career: --  
 ACC: --

### 3 PT FG ATTEMPTS

Season: 1 vs. W&M (11/12/10)  
 Career: 1 vs. W&M (11/12/10)  
 ACC: --

### FT MADE

Season: 1 vs. Upstate (11/15/10), Radford (12/7/10)  
 Career: 1 vs. Upstate (11/15/10), Radford (12/7/10)  
 ACC: --

### FT ATTEMPTS

Season: 3 vs. Washington (11/22/10)  
 Career: 3 vs. Washington (11/22/10)  
 ACC: --

### ASSISTS

Season: 1 on three occasions  
 Career: 1 on three occasions  
 ACC: --

### TURNOVERS

Season: 2 at VT (12/5/10), vs. NSU (12/20/10)  
 Career: 2 at VT (12/5/10), vs. NSU (12/20/10)  
 ACC: 2 at Virginia Tech (12/5/10)

### BLOCKS

Season: 1 vs. Washington (11/22/10)  
 Career: 1 vs. Washington (11/22/10)  
 ACC: --

### STEALS

Season: 1 on three occasions  
 Career: 1 on three occasions  
 ACC: --

### MINUTES

Season: 26 vs. Oregon (12/17/10)  
 Career: 26 vs. Oregon (12/17/10)  
 ACC: 14 at Virginia Tech (12/5/10)

## 2010-11 GAME-BY-GAME:


Opponent	GP-GS	FG-FGA	3FG-3FGA	FT-FTA	Off-Def	Total	A	TO	Blk	Stl	PF	Min	Pts
W&M	1-0	0-2	0-1	0-0	0-1	1	1	0	0	0	0	5	0
USC Upstate	2-0	1-3	0-0	1-2	0-4	4	0	0	0	1	0	11	3
at Stanford	3-0	0-0	0-0	0-0	0-4	4	0	0	0	0	2	9	0
vs. Washington	4-0	2-4	0-0	0-3	2-3	5	1	0	1	0	3	15	4
vs. Oklahoma	DNP												
vs. Wichita St	5-0	0-1	0-0	0-0	0-0	0	0	1	0	0	0	2	0
at Minnesota	DNP												
at Virginia Tech	6-0	1-1	0-0	0-0	1-0	1	0	2	0	0	2	14	2
Radford	7-0	0-3	0-0	1-2	1-2	3	0	0	0	0	1	7	1
Oregon	8-0	1-3	0-0	0-0	2-5	7	0	1	0	1	4	26	2
Norfolk St	9-0	2-5	0-0	0-0	2-4	6	1	2	0	1	3	17	4

## CAREER STATISTICS

Year	G-GS	Min-Avg.	FG-FGA	Pct.	3FG-3FGA	Pct.	FT-FTA	Pct.	Off-Def.	Reb-Avg.	PF-DQ	Ast	TO	Blk	Stl	Pts-Avg
2010-11	9-0	106-11.8	7-22	.318	0-1	.000	2-7	.286	8-23	31-3.4	15-0	3	6	1	3	16-1.8
ACC	1-0	14-14.0	1-1	1.000	0-0	.000	0-0	.000	1-0	1-1.0	2-0	0	2	0	0	2-2.0
CAREER	9-0	106-11.8	7-22	.318	0-1	.000	2-7	.286	8-23	31-3.4	15-0	3	6	1	3	16-1.8
ACC	1-0	14-14.0	1-1	1.000	0-0	.000	0-0	.000	1-0	1-1.0	2-0	0	2	0	0	2-2.0

# WILL REGAN

# #4



Freshman • Forward • 6-8 • 222 • Williamsville, N.Y. • The Nichols School

## 2010-11 SEASON:

- Had two points and two rebounds vs. Norfolk State
- Had two blocks vs. Oregon
- Had two points and two rebounds vs. Oklahoma
- Had one point and three rebounds vs. Washington
- Had two points, one rebound and his first career block at Stanford
- Had three points (1-1 3FG) vs. William & Mary in his collegiate debut
- Had six points and three rebounds in the exhibition game vs. Roanoke College

## SINGLE GAME BESTS

### POINTS

Season: 3 vs. W&M (11/12/10)  
 Career: 3 vs. W&M (11/12/10)  
 ACC: --

### REBOUNDS

Season: 3 vs. Washington (11/22/10)  
 Career: 3 vs. Washington (11/22/10)  
 ACC: --

### FG MADE

Season: 1 on four occasions  
 Career: 1 on four occasions  
 ACC: --

### FG ATTEMPTS

Season: 2 on three occasions  
 Career: 2 on three occasions  
 ACC: 2 at Virginia Tech (12/5/10)

### 3 PT FG MADE

Season: 1 vs. W&M (11/12/10)  
 Career: 1 vs. W&M (11/12/10)  
 ACC: --

### 3 PT FG ATTEMPTS

Season: 1 vs. W&M (11/12/10), at VT (12/5/10)  
 Career: 1 vs. W&M (11/12/10), at VT (12/5/10)  
 ACC: 1 at Virginia Tech (12/5/10)

### FT MADE

Season: 1 vs. Washington (11/22/10)  
 Career: 1 vs. Washington (11/22/10)  
 ACC: --

### FT ATTEMPTS

Season: 2 vs. Washington (11/22/10)  
 Career: 2 vs. Washington (11/22/10)  
 ACC: --

### ASSISTS

Season: --  
 Career: --  
 ACC: --

### TURNOVERS

Season: 1 vs. Okla (11/23/10), vs. NSU (12/20/10)  
 Career: 1 vs. Okla (11/23/10), vs. NSU (12/20/10)  
 ACC: --

### BLOCKS

Season: 2 vs. Oregon (12/17/10)  
 Career: 2 vs. Oregon (12/17/10)  
 ACC: --

### STEALS

Season: 1 vs. Washington (11/22/10)  
 Career: 1 vs. Washington (11/22/10)  
 ACC: --

### MINUTES

Season: 11 vs. Washington (11/22/10)  
 Career: 11 vs. Washington (11/22/10)  
 ACC: 8 at Virginia Tech (12/5/10)

## 2010-11 GAME-BY-GAME:

Opponent	GP-GS	FG-FGA	3FG-3FGA	FT-FTA	Off-Def	Total	A	TO	Blk	Stl	PF	Min	Pts
W&M	1-0	1-1	1-1	0-0	0-0	0	0	0	0	0	0	6	3
USC Upstate	DNP												
at Stanford	2-0	1-1	0-0	0-0	0-1	1	0	0	1	0	1	6	2
vs. Washington	3-0	0-2	0-0	1-2	1-2	3	0	0	0	1	0	11	1
vs. Oklahoma	4-0	1-1	0-0	0-0	0-2	2	0	1	0	0	0	6	2
vs. Wichita St	5-0	0-0	0-0	0-0	0-0	0	0	0	0	0	1	3	0
at Minnesota	6-0	0-0	0-0	0-0	0-0	0	0	0	0	0	2	1	0
at Virginia Tech	7-0	0-2	0-1	0-0	0-0	0	0	0	0	0	1	8	0
Radford	8-0	0-0	0-0	0-0	0-0	0	0	0	0	0	0	6	0
Oregon	9-0	0-0	0-0	0-0	0-0	0	0	0	2	0	1	9	0
Norfolk St	10-0	1-2	0-0	0-0	1-1	2	0	1	0	0	1	10	2

## CAREER STATISTICS

Year	G-GS	Min-Avg.	FG-FGA	Pct.	3FG-3FGA	Pct.	FT-FTA	Pct.	Off-Def.	Reb-Avg.	PF-DQ	Ast	TO	Blk	Stl	Pts-Avg
2010-11	10-0	66-6.6	4-9	.444	1-2	.500	1-2	.500	2-6	8-0.8	7-0	0	2	3	1	10-1.0
ACC	1-0	8-8.0	0-2	.000	0-1	.000	0-0	.000	0-0	0-0.0	1-0	0	0	0	0	0-0.0
CAREER	10-0	66-6.6	4-9	.444	1-2	.500	1-2	.500	2-6	8-0.8	7-0	0	2	3	1	10-1.0
ACC	1-0	8-8.0	0-2	.000	0-1	.000	0-0	.000	0-0	0-0.0	1-0	0	0	0	0	0-0.0



# MIKE SCOTT

#23



Senior • Forward • 6-8 • 242 • Chesapeake, Va. • Hargrave Military Academy

## 2010-11 SEASON:

- Underwent arthroscopic surgery to remove loose pieces of cartilage in his left ankle on Dec. 16 and will be out indefinitely
- Tri-Captain
- ACC Player of the Week (Dec. 6)
- Has had a double-double in each of the last five games he has played, becoming the first Cavalier to post five consecutive double-doubles since Ralph Sampson in 1983
- Had 10 pts and 13 rebs vs. Radford for his 24th career double-double (sixth this season)
- Had 21 pts and 13 rebs at Virginia Tech
- Had 17 pts and 12 rebs at #15 Minnesota
- Had 16 pts and 10 rebs vs. Wichita State
- Scored a career-high 27 points and had 15 rebounds vs. Oklahoma
- Had 11 points vs. Washington
- Had 19 points and 12 rebounds vs. USC Upstate
- Had 18 points and nine rebounds vs. William & Mary
- Had a career-high 20 consecutive made free throw streak from 11/12-11/23
- Won the EA SPORTS video game championship at the Maui Invitational, defeating UConn's Kemba Walker in the final

## SINGLE GAME BESTS

### POINTS

Season: 27 vs. Oklahoma (11/23/10)  
 Career: 27 vs. Oklahoma (11/23/10)  
 ACC: 21 vs. VT (1/28/10), at VT (12/5/10)

### REBOUNDS

Season: 15 vs. Oklahoma (11/23/10)  
 Career: 18 vs. VMI (11/16/08)  
 ACC: 13 at VT (2/13/10), at VT (12/5/10)

### FG MADE

Season: 9 at Virginia Tech (12/5/10)  
 Career: 11 vs. VMI (11/16/08)  
 ACC: 9 at Virginia Tech (12/5/10)

### FG ATTEMPTS

Season: 15 vs. Okla (11/23/10), at Minn (11/29/10)  
 Career: 16 vs. VT (1/28/10), at VT (2/13/10)  
 ACC: 16 vs. VT (1/28/10), at VT (2/13/10)

### 3 PT FG MADE

Season: 1 at Virginia Tech (12/5/10)  
 Career: 2 vs. Georgia Tech (3/13/08)  
 ACC: 2 vs. Georgia Tech (3/13/08)

### 3 PT FG ATTEMPTS

Season: 1 at Virginia Tech (12/5/10)  
 Career: 2 on three occasions  
 ACC: 2 on three occasions

### FT MADE

Season: 13 vs. Oklahoma (11/23/10)  
 Career: 13 vs. Oklahoma (11/23/10)  
 ACC: 10 at Maryland (1/20/09)

### FT ATTEMPTS

Season: 15 vs. Oklahoma (11/23/10)  
 Career: 15 vs. Oklahoma (11/23/10)  
 ACC: 10 at Maryland (1/20/09)

### ASSISTS

Season: 3 vs. Wich St (11/24/10), at Minn (11/29/10)  
 Career: 4 at Syracuse (11/28/08)  
 ACC: 3 on three occasions

### TURNOVERS

Season: 6 vs. Radford (12/7/10)  
 Career: 6 vs. Radford (12/7/10)  
 ACC: 4 vs. Maryland (3/7/09)

### BLOCKS

Season: 2 vs. Radford (12/7/10)  
 Career: 3 vs. Duke (3/5/08), vs. Richmond (3/18/08)  
 ACC: 3 vs. Duke (3/5/08)

### STEALS

Season: 1 vs. W&M (11/12/10), at Stan (11/18/10)  
 Career: 3 on four occasions  
 ACC: 3 vs. FSU (1/24/09), vs. Clemson (2/15/09)

### MINUTES

Season: 38 at Minn (11/29/10), at VT (12/5/10)  
 Career: 40 vs. Clemson (2/15/09), vs. VT (1/28/10)  
 ACC: 40 vs. Clemson (2/15/09), vs. VT (1/28/10)

## 2010-11 GAME-BY-GAME:

Opponent	GP-GS	FG-FGA	3FG-3FGA	FT-FTA	Off-Def	Total	A	TO	Blk	Stl	PF	Min	Pts
W&M	1-1	7-13	0-0	4-6	2-7	9	0	3	1	1	2	32	18
USC Upstate	2-2	6-9	0-0	7-7	6-6	12	2	4	0	0	1	32	19
at Stanford	3-3	2-5	0-0	4-4	1-5	6	2	3	1	1	1	34	8
vs. Washington	4-4	5-12	0-0	1-1	1-3	4	0	1	0	0	3	28	11
vs. Oklahoma	5-5	7-15	0-0	13-15	7-8	15	2	0	0	0	3	34	27
vs. Wichita St	6-6	7-13	0-0	2-2	3-7	10	3	0	0	0	1	34	16
at Minnesota	7-7	6-15	0-0	5-6	3-9	12	3	2	0	0	3	38	17
at Virginia Tech	8-8	9-14	1-1	2-3	4-9	13	2	1	1	0	0	38	21
Radford	9-9	1-7	0-0	8-8	7-6	13	1	6	2	0	1	36	10
Oregon	DNP												
Norfolk St	DNP												

## CAREER STATISTICS

Year	G-GS	Min-Avg.	FG-FGA	Pct.	3FG-3FGA	Pct.	FT-FTA	Pct.	Off-Def.	Reb-Avg.	PF-DQ	Ast	TO	Blk	Stl	Pts-Avg
2007-08	32-21	579-18.1	63-143	.441	4-10	.400	52-74	.703	67-101	168-5.3	69-1	15	25	12	20	182-5.7
ACC	16-14	310-19.4	30-77	.390	1-4	.250	20-33	.606	30-50	80-5.0	39-1	6	15	5	8	81-5.1
2008-09	28-19	774-27.6	111-204	.544	2-6	.333	63-85	.741	95-113	208-7.4	68-2	21	49	9	24	287-10.3
ACC	16-7	431-26.9	59-110	.536	2-2	1.000	39-52	.750	45-50	95-5.9	41-1	11	30	5	14	159-9.9
2009-10	28-25	768-27.4	143-283	.505	3-7	.429	46-64	.719	64-137	201-7.2	54-1	35	46	8	17	335-12.0
ACC	16-15	417-26.1	73-161	.453	3-6	.500	25-30	.833	33-62	95-5.9	26-0	18	27	4	11	174-10.9
2010-11	9-9	306-34.0	50-103	.485	1-1	1.000	46-52	.885	34-60	94-10.4	15-0	15	20	5	2	147-16.3
ACC	1-1	38-38.0	9-14	.643	1-1	1.000	2-3	.667	4-9	13-13.0	0-0	2	1	1	0	21-21.0
<b>CAREER</b>	<b>97-74</b>	<b>2427-25.0</b>	<b>367-733</b>	<b>.501</b>	<b>10-24</b>	<b>.417</b>	<b>207-275</b>	<b>.753</b>	<b>260-411</b>	<b>671-6.9</b>	<b>206-4</b>	<b>86</b>	<b>140</b>	<b>34</b>	<b>63</b>	<b>951-9.8</b>
ACC	49-37	1196-24.4	171-362	.472	7-13	.538	86-118	.729	112-171	283-5.8	106-2	37	73	15	33	435-8.9



# ASSANE SENE

#5



Junior • Center • 7-0 • 239 • Saint-Louis, Senegal • South Kent (Conn.)

## 2010-11 SEASON:

- Had two points (game-winning tip-in), 12 rebounds and three blocks vs. Norfolk State
- Had seven rebounds and three blocks vs. Radford
- Had four points, three rebounds and two blocks at Virginia Tech
- Had seven points (7-8 FT) and six rebounds at #15 Minnesota
- Had two points and two rebounds vs. Wichita State
- Had four points vs. Oklahoma
- Had two points vs. USC Upstate
- Had two points and two rebounds vs. William & Mary
- Had eight points, five rebounds and three blocks in the exhibition vs. Roanoke College

## SINGLE GAME BESTS

### POINTS

Season: 7 at Minnesota (11/29/10)  
 Career: 8 vs. ORU (11/21/09), vs. Hampton (12/23/09)  
 ACC: 6 at Virginia Tech (1/10/09)

### REBOUNDS

Season: 12 vs. Norfolk State (12/20/10)  
 Career: 13 vs. Boston College (2/4/09)  
 ACC: 13 vs. Boston College (2/4/09)

### FG MADE

Season: 2 at Virginia Tech (12/5/10)  
 Career: 3 on five occasions  
 ACC: 3 at Virginia Tech (1/10/09)

### FG ATTEMPTS

Season: 5 vs. Norfolk State (12/20/10)  
 Career: 8 vs. Xavier (1/3/09)  
 ACC: 6 vs. Boston College (2/4/09)

### 3 PT FG MADE

Season: --  
 Career: --  
 ACC: --

### 3 PT FG ATTEMPTS

Season: --  
 Career: --  
 ACC: --

### FT MADE

Season: 7 at Minnesota (11/29/10)  
 Career: 7 at Minnesota (11/29/10)  
 ACC: 2 vs. GT (1/13/10), at Md. (2/15/10)

### FT ATTEMPTS

Season: 8 at Minnesota (11/29/10)  
 Career: 8 at Minnesota (11/29/10)  
 ACC: 3 at Duke (2/1/09)

### ASSISTS

Season: --  
 Career: 2 vs. Auburn (12/20/08)  
 ACC: 1 at Md (2/15/10), vs. Duke (2/28/10)

### TURNOVERS

Season: 3 at Virginia Tech (12/5/10)  
 Career: 3 at Virginia Tech (12/5/10)  
 ACC: 3 at Virginia Tech (12/5/10)

### BLOCKS

Season: 3 vs. Radford (12/7/10), NSU (12/20/10)  
 Career: 5 vs. Hampton (12/23/09)  
 ACC: 4 at Virginia Tech (1/10/09)

### STEALS

Season: 1 on three occasions  
 Career: 1 on seven occasions  
 ACC: 1 on three occasions

### MINUTES

Season: 31 vs. Radford (12/7/10)  
 Career: 33 vs. Xavier (1/3/09)  
 ACC: 28 vs. Boston College (2/4/09)

## 2010-11 GAME-BY-GAME:


Opponent	GP-GS	FG-FGA	3FG-3FGA	FT-FTA	Off-Def	Total	A	TO	Blk	Stl	PF	Min	Pts
W&M	1-1	1-1	0-0	0-0	0-2	2	0	0	0	0	1	11	2
USC Upstate	2-2	1-2	0-0	0-0	0-0	0	0	2	0	0	3	13	2
at Stanford	3-3	0-1	0-0	0-0	1-1	2	0	0	0	0	4	14	0
vs. Washington	4-3	0-1	0-0	1-2	0-0	0	0	1	1	0	2	6	1
vs. Oklahoma	5-3	1-1	0-0	2-3	1-0	1	0	0	1	1	4	13	4
vs. Wichita St	6-3	0-2	0-0	2-2	2-0	2	0	0	0	0	2	8	2
at Minnesota	7-3	0-1	0-0	7-8	4-2	6	0	2	1	0	3	20	7
at Virginia Tech	8-4	2-3	0-0	0-0	1-2	3	0	3	2	1	3	16	4
Radford	9-5	0-4	0-0	0-2	1-6	7	0	0	3	1	2	31	0
Oregon	10-6	0-1	0-0	0-0	1-3	4	0	1	1	0	4	15	0
Norfolk St	11-7	1-5	0-0	0-1	3-9	12	0	1	3	0	3	30	2

## CAREER STATISTICS

Year	G-GS	Min-Avg.	FG-FGA	Pct.	3FG-3FGA	Pct.	FT-FTA	Pct.	Off-Def.	Reb-Avg.	PF-DQ	Ast	TO	Blk	Stl	Pts-Avg
2008-09	22-16	381-17.3	25-65	.385	0-0	.000	6-21	.286	36-65	101-4.6	61-2	6	18	35	0	56-2.5
ACC	14-12	245-17.5	15-42	.357	0-0	.000	1-8	.125	24-36	60-4.3	35-1	0	12	20	0	31-2.2
2009-10	25-5	316-12.6	14-42	.333	0-0	.000	11-18	.611	27-63	90-3.6	50-1	4	13	19	4	39-1.6
ACC	14-2	176-12.6	4-15	.267	0-0	.000	4-5	.800	13-33	46-3.3	32-0	2	9	5	2	12-0.9
2010-11	11-7	177-16.1	6-22	.273	0-0	.000	12-18	.667	14-25	39-3.5	31-0	0	10	12	3	24-2.2
ACC	1-1	16-16.0	2-3	.667	0-0	.000	0-0	.000	1-2	3-3.0	3-0	0	3	2	1	4-4.0
<b>CAREER</b>	<b>58-28</b>	<b>874-15.1</b>	<b>45-129</b>	<b>.349</b>	<b>0-0</b>	<b>.000</b>	<b>29-57</b>	<b>.509</b>	<b>77-153</b>	<b>230-4.0</b>	<b>142-3</b>	<b>10</b>	<b>41</b>	<b>66</b>	<b>7</b>	<b>119-2.1</b>
ACC	29-15	437-15.1	21-60	.350	0-0	.000	5-13	.385	38-71	109-3.8	70-1	2	24	27	3	47-1.6

# WILL SHERRILL

#22



Senior • Forward • 6-9 • 226 • New York, N.Y. • Phillips Academy Andover

## 2010-11 SEASON:

- Tri-Captain
- Suffered a fractured fibula in his right leg at Minnesota
- It is uncertain how long he will be out of action
- He will progress as his tolerance to activity indicates and will play when he is functional without pain; it is anticipated that will be in less than six weeks
- Had six points (2-2 3FG), a career-high three assists and tied a career high with three steals at #15 Minnesota
- Had 11 points (his third career double figure game) and five rebounds vs. Wichita State in a career-high 33 minutes
- Had 11 points and five rebounds vs. Oklahoma
- Had three points and two rebounds vs Washington in first start of the season
- Had eight points and five rebounds at Stanford
- Had two points vs. USC Upstate
- Had three points and tied a career high with six rebounds vs. William & Mary

## SINGLE GAME BESTS

### POINTS

Season: 11 vs. Okla (11/23/10), Wichita St (11/24/10)  
 Career: 18 vs. Cleveland State (11/25/09)  
 ACC: 9 vs. Maryland (3/6/10)

### REBOUNDS

Season: 6 vs. William & Mary (11/12/10)  
 Career: 6 on three occasions  
 ACC: 5 vs. NC State (2/3/10)

### FG MADE

Season: 4 vs. Okla (11/23/10), Wichita St (11/24/10)  
 Career: 7 vs. Cleveland State (11/25/09)  
 ACC: 4 vs. Maryland (3/6/10)

### FG ATTEMPTS

Season: 10 vs. Oklahoma (11/23/10)  
 Career: 10 vs. Oklahoma (11/23/10)  
 ACC: 9 at Wake Forest (1/23/10)

### 3 PT FG MADE

Season: 3 vs. Okla (11/23/10), Wichita St (11/24/10)  
 Career: 4 vs. Cleveland State (11/25/09)  
 ACC: 1 on five occasions

### 3 PT FG ATTEMPTS

Season: 9 vs. Oklahoma (11/23/10)  
 Career: 9 vs. Oklahoma (11/23/10)  
 ACC: 5 at Wake Forest (1/23/10)

### FT MADE

Season: --  
 Career: 2 at USF (11/16/09)  
 ACC: 1 at Clemson (3/3/09)

### FT ATTEMPTS

Season: --  
 Career: 2 on five occasions  
 ACC: 2 at Clemson (3/3/09), vs. GT (1/13/10)

### ASSISTS

Season: 3 at Minnesota (11/29/10)  
 Career: 3 at Minnesota (11/29/10)  
 ACC: 2 vs. Duke (2/28/10)

### TURNOVERS

Season: 2 at Stanford (11/18/10)  
 Career: 3 vs. Florida State (2/17/10)  
 ACC: 3 vs. Florida State (2/17/10)

### BLOCKS

Season: 1 vs. Wichita State (11/24/10)  
 Career: 1 on five occasions  
 ACC: 1 at NCSU (1/9/10), vs. FSU (2/17/10)

### STEALS

Season: 3 at Minnesota (11/29/10)  
 Career: 3 vs. Cleve St (11/25/09), at Minn (11/29/10)  
 ACC: 2 on three occasions

### MINUTES

Season: 33 vs. Wichita State (11/24/10)  
 Career: 33 vs. Wichita State (11/24/10)  
 ACC: 25 vs. Wake Forest (2/6/10)

## 2010-11 GAME-BY-GAME:

Opponent	GP-GS	FG-FGA	3FG-3FGA	FT-FTA	Off-Def	Total	A	TO	Blk	Stl	PF	Min	Pts
W&M	1-0	1-2	1-2	0-0	1-5	6	1	0	0	0	4	20	3
USC Upstate	2-0	1-5	0-2	0-0	0-1	1	1	0	0	0	0	24	2
at Stanford	3-0	3-4	2-2	0-0	1-4	5	0	2	0	0	2	15	8
vs. Washington	4-1	1-2	1-1	0-0	0-2	2	0	1	0	1	2	15	3
vs. Oklahoma	5-2	4-10	3-9	0-0	0-5	5	2	1	0	2	1	27	11
vs. Wichita St	6-3	4-5	3-4	0-0	1-4	5	0	1	1	1	3	33	11
at Minnesota	7-4	2-4	2-2	0-0	0-0	0	3	1	0	3	1	21	6
at Virginia Tech	DNP												
Radford	DNP												
Oregon	DNP												
Norfolk St	DNP												

## CAREER STATISTICS

Year	G-GS	Min-Avg.	FG-FGA	Pct.	3FG-3FGA	Pct.	FT-FTA	Pct.	Off-Def.	Reb-Avg.	PF-DQ	Ast	TO	Blk	Stl	Pts-Avg
2007-08	7-0	12-1.7	3-3	1.000	1-1	1.000	0-0	.000	1-2	3-0.4	3-0	1	0	0	1	7-1.0
ACC	1-0	1-1.0	0-0	.000	0-0	.000	0-0	.000	0-0	0-0.0	0-0	0	0	0	0	0-0.0
2008-09	10-0	19-1.9	0-3	.000	0-1	.000	1-2	.500	2-1	3-0.3	2-0	1	2	0	0	1-0.1
ACC	5-0	5-1.0	0-1	.000	0-1	.000	1-2	.500	0-0	0-0.0	1-0	0	0	0	0	1-0.2
2009-10	30-7	462-15.4	35-93	.376	15-53	.283	4-8	.500	38-52	90-3.0	61-1	15	19	4	16	89-3.0
ACC	16-1	232-14.5	16-50	.320	5-28	.179	0-2	.000	21-23	44-2.8	36-1	5	12	2	9	37-2.3
2010-11	7-4	155-22.1	16-32	.500	12-22	.545	0-0	.000	3-21	24-3.4	13-0	7	6	1	7	44-6.3
ACC	--	--	--	--	--	--	--	--	--	--	--	--	--	--	--	--
<b>CAREER</b>	<b>54-11</b>	<b>648-12.0</b>	<b>54-131</b>	<b>.412</b>	<b>28-77</b>	<b>.364</b>	<b>5-10</b>	<b>.500</b>	<b>44-76</b>	<b>120-2.2</b>	<b>79-1</b>	<b>24</b>	<b>27</b>	<b>5</b>	<b>24</b>	<b>141-2.6</b>
ACC	22-1	238-10.8	16-51	.314	5-29	.172	1-4	.250	21-23	44-2.0	37-1	5	12	2	9	38-1.7

# SAMMY ZEGLINSKI

# #13



Junior • Guard • 6-1 • 185 • Philadelphia, Pa. • The William Penn Charter School

## 2010-11 SEASON:

- Had six points and two assists vs. Norfolk State
- Had 12 points, four rebounds, four assists and two steals vs. Oregon
- Had two assists and two steals vs. Radford
- Had three assists at Virginia Tech in his season debut
- Had an operation on Oct. 19 involving cartilage work on his left knee and missed the first seven games of the season

## SINGLE GAME BESTS

### POINTS

Season: 12 vs. Oregon (12/17/10)  
 Career: 24 vs. Liberty (11/25/08)  
 ACC: 19 at North Carolina (1/31/10)

### REBOUNDS

Season: 4 vs. Oregon (12/17/10)  
 Career: 8 on three occasions  
 ACC: 8 at NCSU (1/9/10), at Clemson (2/20/10)

### FG MADE

Season: 4 vs. Oregon (12/17/10)  
 Career: 8 vs. Liberty (11/25/08), vs. BC (3/11/10)  
 ACC: 6 vs. Clemson (2/15/09)

### FG ATTEMPTS

Season: 9 vs. Norfolk State (12/20/10)  
 Career: 15 vs. Boston College (3/11/10)  
 ACC: 12 vs. NCSU (2/3/10), at Clem (2/20/10)

### 3 PT FG MADE

Season: 3 vs. Oregon (12/17/10)  
 Career: 6 vs. Liberty (11/25/08)  
 ACC: 5 at North Carolina (1/31/10)

### 3 PT FG ATTEMPTS

Season: 9 vs. Norfolk State (12/20/10)  
 Career: 10 vs. Liberty (11/25/08), vs. BC (3/11/10)  
 ACC: 9 at Georgia Tech (12/28/08)

### FT MADE

Season: 1 vs. Oregon (12/17/10)  
 Career: 4 on four occasions  
 ACC: 4 on three occasions

### FT ATTEMPTS

Season: 2 vs. Oregon (12/17/10)  
 Career: 8 vs. Florida State (1/24/09)  
 ACC: 8 vs. Florida State (1/24/09)

### ASSISTS

Season: 4 vs. Oregon (12/17/10)  
 Career: 8 at Virginia Tech (1/10/09)  
 ACC: 8 at Virginia Tech (1/10/09)

### TURNOVERS

Season: 2 vs. Norfolk State (12/20/10)  
 Career: 6 vs. Clemson (2/15/09)  
 ACC: 6 vs. Clemson (2/15/09)

### BLOCKS

Season: --  
 Career: 2 vs. NJIT (12/21/09), vs. VT (1/28/10)  
 ACC: 2 vs. Virginia Tech (1/28/10)

### STEALS

Season: 2 vs. Radford (12/7/10), Oregon (12/17/10)  
 Career: 5 vs. Florida State (1/24/09)  
 ACC: 5 vs. Florida State (1/24/09)

### MINUTES

Season: 25 vs. Norfolk State (12/20/10)  
 Career: 40 vs. Virginia Tech (1/28/10)  
 ACC: 40 vs. Virginia Tech (1/28/10)

## 2010-11 GAME-BY-GAME:

Opponent	GP-GS	FG-FGA	3FG-3FGA	FT-FTA	Off-Def	Total	A	TO	Blk	Stl	PF	Min	Pts
W&M	DNP												
USC Upstate	DNP												
at Stanford	DNP												
vs. Washington	DNP												
vs. Oklahoma	DNP												
vs. Wichita St	DNP												
at Minnesota	DNP												
at Virginia Tech	1-0	0-3	0-2	0-0	0-0	0	3	0	0	1	0	15	0
Radford	2-0	0-3	0-3	0-0	0-0	0	2	0	0	2	2	12	0
Oregon	3-0	4-7	3-5	1-2	0-4	4	4	0	0	2	0	22	12
Norfolk St	4-0	2-9	2-9	0-1	0-2	2	2	2	0	0	0	25	6

## CAREER STATISTICS

Year	G-GS	Min-Avg.	FG-FGA	Pct.	3FG-3FGA	Pct.	FT-FTA	Pct.	Off-Def.	Reb-Avg.	PF-DQ	Ast	TO	Blk	Stl	Pts-Avg
2007-08	8-0	62-7.8	3-12	.250	1-7	.143	0-2	.000	3-6	9-1.1	8-0	15	9	1	3	7-0.9
ACC	--	--	--	--	--	--	--	--	--	--	--	--	--	--	--	--
2008-09	28-15	669-23.9	82-213	.385	33-105	.314	20-35	.571	9-57	66-2.4	68-2	84	70	2	36	217-7.8
ACC	16-7	362-22.6	32-101	.317	12-56	.214	6-16	.375	6-27	33-2.1	33-0	44	37	0	18	82-5.1
2009-10	31-29	899-29.0	94-252	.373	61-162	.377	27-34	.794	12-107	119-3.8	63-0	80	57	8	38	276-8.9
ACC	16-14	461-28.8	38-128	.297	24-83	.289	15-18	.833	6-61	67-4.2	30-0	41	23	3	14	115-7.2
2010-11	4-0	74-18.5	6-22	.273	5-19	.263	1-3	.333	0-6	6-1.5	2-0	11	2	0	5	18-4.5
ACC	1-0	15-15.0	0-3	.000	0-2	.000	0-0	.000	0-0	0-0.0	0-0	3	0	0	1	0-0.0
<b>CAREER</b>	<b>71-44</b>	<b>1704-24.0</b>	<b>185-499</b>	<b>.371</b>	<b>100-293</b>	<b>.341</b>	<b>48-74</b>	<b>.649</b>	<b>24-176</b>	<b>200-2.8</b>	<b>141-2</b>	<b>190</b>	<b>138</b>	<b>11</b>	<b>82</b>	<b>518-7.3</b>
ACC	33-21	838-25.4	70-232	.302	36-141	.255	21-34	.618	12-88	100-3.0	63-0	88	60	3	33	197-6.0







# 2010-11 VIRGINIA MEN'S BASKETBALL GAME NOTES

## VIRGINIA TEAM AND INDIVIDUAL HIGHS FOR THE 2010-11 SEASON

Team		Individual	
<b>Points:</b>	87 at Minnesota	<b>Points:</b>	27 Mike Scott vs. Oklahoma
<b>FG Att:</b>	58 vs. Washington (22-58)	<b>FG Att:</b>	15 Mike Scott (7-15) vs. Oklahoma; Scott (6-15) at Minnesota
<b>FG Made:</b>	28 vs. William and Mary (28-56)	<b>FG Made:</b>	9 Mike Scott (9-14) at Virginia Tech
<b>FG %:</b>	53.2 vs. USC Upstate (25-47)	<b>FG %:<sup>(1)</sup></b>	83.3 KT Harrell (5-6) vs. Radford
<b>3-FG Att:</b>	24 at Stanford (9-24)	<b>3-FG Att:</b>	10 Joe Harris (3-10) vs. Radford
<b>3-FG Made:</b>	12 vs. William and Mary (12-23)	<b>3-FG Made:</b>	5 Billy Baron (5-6) vs. William and Mary
<b>3-FG %:</b>	76.9 at Minnesota (10-13)	<b>3-FG %:<sup>(2)</sup></b>	100.0 KT Harrell (3-3) vs. Radford
<b>FT Att:</b>	30 at Minnesota (25-30)	<b>FT Att:</b>	15 Mike Scott (13-15) vs. Oklahoma
<b>FT Made:</b>	25 at Minnesota (25-30)	<b>FT Made:</b>	13 Mike Scott (13-15) vs. Oklahoma
<b>FT %:</b>	100.0 at Stanford (11-11)	<b>FT %:<sup>(1)</sup></b>	100.0 Mike Scott (8-8) vs. Radford
			Mustapha Farrakhan (8-8) vs. Radford
<b>Rebounds:</b>	37 vs. William and Mary	<b>Rebounds:</b>	15 Mike Scott vs. Oklahoma
<b>Assists:</b>	19 at Minnesota	<b>Assists:</b>	7 Jontel Evans vs. William and Mary
<b>Turnovers:</b>	18 at Stanford	<b>Turnovers:</b>	6 Jontel Evans vs. Washington
			Mike Scott vs. Radford
<b>Blocks:</b>	7 vs. Radford	<b>Blocks:</b>	3 Assane Sene vs. Radford, vs. Norfolk State
<b>Steals:</b>	8 vs. Oklahoma, Radford	<b>Steals:</b>	3 on three occasions
<b>Fouls:</b>	20 vs. Wichita State		

## OPPONENT TEAM AND INDIVIDUAL HIGHS FOR THE 2010-11 SEASON

Team		Individual	
<b>Points:</b>	106 by Washington	<b>Points:</b>	26 Malcolm Delaney (Virginia Tech)
<b>FG Att:</b>	69 by Washington (40-69)	<b>FG Att:</b>	16 Gorkem Sonmez (6-16, Radford)
<b>FG Made:</b>	40 by Washington (40-69)	<b>FG Made:</b>	10 Malcolm Delaney (10-15, Virginia Tech)
<b>FG %:</b>	58.0 by Washington (40-69)	<b>FG %:<sup>(1)</sup></b>	100.0 Dwight Powell (5-5, Stanford)
<b>3-FG Att:</b>	26 by Washington (17-26)	<b>3-FG Att:</b>	11 Blake Hofferbar (5-11, Minnesota)
	by William and Mary (7-26)	<b>3-FG Made:</b>	5 on three occasions
<b>3-FG Made:</b>	17 by Washington (17-26)	<b>3-FG %:<sup>(2)</sup></b>	100.0 Tony Dukes (5-5, USC Upstate)
<b>3-FG %:</b>	65.4 by Washington (17-26)	<b>FT Att:</b>	10 Rob Hampton (7-10, Norfolk State)
<b>FT Att:</b>	22 by Wichita State (18-22)	<b>FT Made:</b>	7 Toure Murry (7-8, Wichita State)
<b>FT Made:</b>	18 by Wichita State (18-22)		Rob Hampton (7-10, Norfolk State)
		<b>FT %:<sup>(1)</sup></b>	100.0 Tyler Neal (6-6, Oklahoma)
<b>FT %:</b>	100.0 by Virginia Tech (4-4)	<b>Rebounds:</b>	11 Trevor Mbakwe (Minnesota)
<b>Rebounds:</b>	42 by Norfolk State		Kyle O'Quinn (Norfolk State)
<b>Assists:</b>	22 by Washington	<b>Assists:</b>	6 Abdul Gaddy (Washington)
<b>Turnovers:</b>	19 by Radford	<b>Turnovers:</b>	5 Joevan Catron (Oregon)
<b>Blocks:</b>	7 by Minnesota, Virginia Tech	<b>Blocks:</b>	5 Trevor Mbakwe (Minnesota)
<b>Steals:</b>	8 by Washington	<b>Steals:</b>	6 Justin Holiday (Washington)
<b>Fouls:</b>	22 by Minnesota		

## VIRGINIA AND OPPONENT TEAM LOWS FOR THE 2010-11 SEASON

Virginia		Opponent	
<b>Points:</b>	50 vs. Norfolk State	<b>Points:</b>	44 by Radford
<b>FG Att:</b>	44 vs. Oregon (22-44)	<b>FG Att:</b>	44 by USC Upstate (19-44), Radford (17-44)
<b>FG Made:</b>	13 vs. Radford (13-47)	<b>FG Made:</b>	17 by Radford (17-44), by Norfolk State (17-56)
<b>FG %:</b>	27.7 vs. Radford (13-47)	<b>FG %:</b>	30.4 by Norfolk State (17-56)
<b>3-FG Att:</b>	12 at Virginia Tech (4-12), vs. Oregon (5-12)	<b>3-FG Att:</b>	10 by Radford (4-10)
<b>3-FG Made:</b>	4 vs. Washington (4-16), at Virginia Tech (4-12)	<b>3-FG Made:</b>	2 by Norfolk State (2-16)
<b>3-FG %:</b>	25.0 vs. Washington (4-16)	<b>3-FG %:</b>	12.5 by Norfolk State (2-16)
<b>FT Att:</b>	10 vs. Norfolk State (5-10)	<b>FT Att:</b>	4 by Virginia Tech (4-4)
<b>FT Made:</b>	5 vs. Norfolk State (5-10)	<b>FT Made:</b>	4 by Virginia Tech (4-4)
<b>FT %:</b>	50.0 vs. Norfolk State (5-10)	<b>FT %:</b>	42.9 by Stanford (6-14)
<b>Rebounds:</b>	25 at Stanford	<b>Rebounds:</b>	18 by USC Upstate
<b>Assists:</b>	7 vs. Oregon	<b>Assists:</b>	6 by Radford
<b>Turnovers:</b>	8 vs. William and Mary	<b>Turnovers:</b>	8 by William and Mary
<b>Blocks:</b>	1 on four occasions	<b>Blocks:</b>	1 by William and Mary, Radford
<b>Steals:</b>	3 vs. Norfolk State	<b>Steals:</b>	2 by Stanford
<b>Fouls:</b>	12 at Virginia Tech	<b>Fouls:</b>	13 by William and Mary

(1) - min 5 attempts

(2) - min 3 attempts

# 2010-11 VIRGINIA MEN'S BASKETBALL GAME NOTES

## THE CAVALIERS' RECORD IN 2010-11 WHEN UVa:

leads at halftime.....	7-0
trails at halftime.....	1-3
tied at halftime.....	0-0
goes into overtime.....	0-0
leads by 10 or more points.....	7-1
trails by 10 or more points.....	1-3
shoots 50% or better.....	3-0
shoots less than 50%.....	5-3
shoots less than 45%.....	2-3
shoots less than 40%.....	2-1
opponent shoots 50% or better.....	1-2
opponent shoots less than 50%.....	7-1
opponent shoots less than 45%.....	7-1
opponent shoots less than 40%.....	4-0
has higher FG% than opponent.....	6-1
has lower FG% than opponent.....	2-2
has same FG% as opponent.....	0-0
outrounds its opponent.....	6-0
is outrebounded by opponent.....	2-3
has same rebounds as opponent.....	0-0
has more offensive rebounds than opponent.....	6-1
has fewer offensive rebounds than opponent.....	2-2
has same offensive rebounds as opponent.....	0-0
has fewer turnovers than opponent.....	5-0
has more turnovers than opponent.....	0-2
has same turnovers as opponent.....	3-1
has fewer than 10 turnovers.....	2-0
opponent has fewer than 10 turnovers.....	1-1
shoots more FTs than opponent.....	6-1
shoots fewer FTs than opponent.....	2-2
shoots the same FTs as opponent.....	0-0
has game decided by 10 points or less.....	4-0
has game decided by 5 points or less.....	2-0
scores <60 points.....	3-1
scores 60-69 points.....	1-2
scores 70-79 points.....	3-0
scores 80-89 points.....	1-0
scores 90+ points.....	0-0
allows <60 points.....	7-0
allows 60-69 points.....	0-0
allows 70-79 points.....	1-1
allows 80-89 points.....	0-1
allows 90+ points.....	0-1
wins the tip.....	4-2
loses the tip.....	4-1

## VIRGINIA IN ITS 8 WINS:

UVa's FG percentage.....	44.8 (181-404)
UVa's FT percentage.....	73.2 (115-157)
UVa's 3FG percentage.....	42.6 (58-136)
UVa's offensive rebounds /game.....	9.6 (77)
UVa's rebounds/game.....	33.9 (271)
UVa's rebound margin/game.....	+4.1 (33.9-29.8)
UVa's assists/game.....	12.8 (102)
UVa's turnovers/game.....	10.6 (85)
UVa's points/game.....	66.9 (535)
Opponent's FG percentage.....	40.1 (161-401)
Opponent's points/game.....	54.5 (436)
Opponent's turnovers/game.....	12.9 (103)
Opponent's FT attempts/game.....	12.4 (99)

## VIRGINIA IN ITS 3 LOSSES:

UVa's FG percentage.....	41.0 (64-156)
UVa's FT percentage.....	68.0 (34-50)
UVa's 3FG percentage.....	35.8 (19-53)
UVa's offensive rebounds /game.....	9.0 (27)
UVa's rebounds/game.....	29.3 (88)
UVa's rebound margin/game.....	-6.7 (29.3-36.0)
UVa's assists/game.....	9.7 (29)
UVa's turnovers/game.....	15.0 (45)
UVa's points/game.....	60.3 (181)
Opponent's FG percentage.....	52.2 (93-178)
Opponent's 3FG percentage.....	58.5 (38-65)
Opponent's points/game.....	85.7 (257)
Opponent's turnovers/game.....	10.3 (31)
Opponent's FT attempts/game.....	16.3 (49)

## ADDITIONAL TEAM INFORMATION ...

Largest halftime lead:  
 Largest halftime deficit:  
 Largest halftime deficit overcome in a victory:  
 Largest halftime lead surrendered in a loss:  
 Largest deficit overcome in a victory:  
 Largest lead surrendered in a loss:  
 Largest deficit at any time:  
 Largest lead at any time:  
 Most consecutive points scored:  
 Most consecutive points allowed:

15 vs. Oklahoma, Nov. 23 (40-25)  
 24 vs. Washington, Nov. 22 (31-55)  
 10 at Minnesota, Nov. 29 (29-39)  
 --  
 13 at Minnesota, Nov. 29 (trailed 29-42 @ 19:37, 2nd Half)  
 16 vs. Wichita State, Nov. 24 (led 20-4 @ 12:36, 1st Half)  
 48 vs. Washington, Nov. 22 (57-105 @ 2:00, 2nd Half)  
 24 vs. William & Mary, Nov. 12 (76-52 - final score)  
 22 vs. Radford, Dec. 7  
 11 vs. Oregon, Dec. 17



# 2010-11 VIRGINIA MEN'S BASKETBALL GAME NOTES

## VIRGINIA'S LEADING PERFORMERS IN 2010-11 ...

<b>OPPONENT</b>	<b>SCORE</b>	<b>POINTS</b>	<b>REBOUNDS</b>	<b>ASSISTS</b>
William and Mary	76-52	Billy Baron (19)	Mike Scott (9)	Jontel Evans (7)
USC Upstate	74-54	Mike Scott (19)	Mike Scott (12)	KT Harrell, Billy Baron (3)
at Stanford	60-81	Mustapha Farrakhan (14)	Mike Scott (6)	Jontel Evans (5)
vs. Washington	63-106	Joe Harris (19)	KT Harrell (8)	Mustapha Farrakhan, Jontel Evans (3)
vs. Oklahoma	74-56	Mike Scott (27)	Mike Scott (15)	Jontel Evans (6)
vs. Wichita State	58-70	Mike Scott (16)	Mike Scott (10)	Jontel Evans (5)
at Minnesota	87-79	Joe Harris (24)	Mike Scott (12)	Jontel Evans (5)
at Virginia Tech	57-54	Mike Scott (21)	Mike Scott (13)	Mustapha Farrakhan (5)
Radford	54-44	Mustapha Farrakhan (14) Joe Harris (14)	Mike Scott (13)	Jontel Evans (2) Sammy Zeglinski (2)
Oregon	63-48	KT Harrell (20)	Akil Mitchell (7)	Sammy Zeglinski (4)
Norfolk State	50-49	Mustapha Farrakhan (18)	Assane Sene (12)	Evans, Farrakhan, Zeglinski (2)

## LED VIRGINIA IN...

### **SCORING**

	'11	'10	'09	'08	Career
Scott	4	9	2	-	15
Harris	3				3
Farrakhan	3	-	-	-	3
Zeglinski	-	1	1	-	2
Harrell	1				1
Baron	1				1

### **REBOUNDING**

	'11	'10	'09	'08	Career
Scott	8	20	13	8	49
Sene	1	3	5		9
Zeglinski	-	6	1	-	7
Harrell	1				1
Mitchell	1				1
Evans	-	1			1
Sherrill	-	1	-	-	1

### **ASSISTS**

	'11	'10	'09	'08	Career
Zeglinski	3	11	13	-	27
Evans	8	7			15
Farrakhan	3	9	2	-	14
Scott	-	2	3	-	5
Baron	1				1
Harrell	1				1
Sherrill	-	1	-	-	1

**2010-11 Virginia Basketball**  
**Virginia Season Schedule/Results & Leaders (as of Dec 20, 2010)**  
**All games**

<b>RECORD:</b>	<b>OVERALL</b>	<b>HOME</b>	<b>AWAY</b>	<b>NEUTRAL</b>
ALL GAMES	8-3	5-0	2-1	1-2
CONFERENCE	1-0	0-0	1-0	0-0
NON-CONFERENCE	7-3	5-0	1-1	1-2

<b>Date</b>	<b>Opponent</b>	<b>Score</b>	<b>Att.</b>	<b>High Points</b>	<b>High Rebounds</b>
11/12/10	WILLIAM& MARY	W 76-52	10003	(19)Billy Baron	(9)Mike Scott
11/15/10	USC UPSTATE	W 74-54	7751	(19)Mike Scott	(12)Mike Scott
11/18/10	at Stanford	60-81 L	5314	(14)Mustapha Farrakhan	(6)Mike Scott
11-22-10	vs Washington	63-106 L	2400	(19)Joe Harris	(8)KT Harrell
11-23-10	vs Oklahoma	W 74-56	2400	(27)Mike Scott	(15)Mike Scott
11-24-10	vs Wichita State	58-70 L	2400	(16)Mike Scott	(10)Mike Scott
11/29/10	at Minnesota	W 87-79	12089	(24)Joe Harris	(12)Mike Scott
12/05/10	*at Virginia Tech	W 57-54	9847	(21)Mike Scott	(13)Mike Scott
12/07/10	RADFORD	W 54-44	8242	(14)Joe Harris (14)Mustapha Farrakhan	(13)Mike Scott
12/17/10	OREGON	W 63-48	9708	(20)KT Harrell	(7)Akil Mitchell
12/20/10	NORFOLK STATE	W 50-49	7856	(18)Mustapha Farrakhan	(12)Assane Sene

\* - Conference game

<b>Attendance Summary</b>	<b>Games</b>	<b>Attend</b>	<b>Avg/Game</b>
Home	5	43560	8712
Away	3	27250	9083
Neutral	3	7200	2400
Total	11	78010	7092

**2010-11 Virginia Basketball**  
**Virginia Points-Rebounds-Assists (as of Dec 20, 2010)**  
**All games**

Opponent	Date	Score		01	02	04	05	12	13	15
				EVANS,JONT	FARRAKHAN	REGAN,WILL	SENE,ASSAN	HARRIS,JOE	ZEGLINSKI,	BARON,BILL
WILLIAM & MARY	11/12/10	76-52	w	6-2-7	10-4-1	3-0-0	2-2-0	2-4-3	DNP	19-0-3
USC UPSTATE	11/15/10	74-54	w	10-4-1	11-1-2	DNP	2-0-0	8-2-1	DNP	14-3-3
at Stanford	11/18/10	60-81	L	11-3-5	14-1-2	2-1-0	0-2-0	12-1-0	DNP	2-1-2
vs Washington	11-22-10	63-106	L	3-1-3	4-1-3	1-3-0	1-0-0	19-7-0	DNP	3-2-0
vs Oklahoma	11-23-10	74-56	w	5-5-6	10-0-3	2-2-0	4-1-0	8-2-1	DNP	7-1-0
vs Wichita State	11-24-10	58-70	L	10-3-5	0-0-0	0-0-0	2-2-0	9-4-1	DNP	0-1-0
at Minnesota	11/29/10	87-79	w	3-1-5	23-5-4	0-0-0	7-6-0	24-5-1	DNP	0-1-1
at Virginia Tech	12/05/10	57-54	w	4-2-4	9-5-5	0-0-0	4-3-0	10-3-2	0-0-3	0-0-0
RADFORD	12/07/10	54-44	w	2-1-2	14-3-1	0-0-0	0-7-0	14-2-0	0-0-2	0-0-1
OREGON	12/17/10	63-48	w	7-1-1	17-3-1	0-0-0	0-4-0	5-6-0	12-4-4	0-0-0
NORFOLK STATE	12/20/10	50-49	w	3-4-2	18-5-2	2-2-0	2-12-0	3-0-1	6-2-2	3-0-0

Opponent	Date	Score		22	23	24	25	32
				SHERRILL,W	SCOTT,MIKE	HARRELL,KT	MITCHELL,A	ROGERS,THO
WILLIAM & MARY	11/12/10	76-52	w	3-6-1	18-9-0	13-5-1	0-1-1	0-0-0
USC UPSTATE	11/15/10	74-54	w	2-1-1	19-12-2	5-2-3	3-4-0	DNP
at Stanford	11/18/10	60-81	L	8-5-0	8-6-2	3-0-0	0-4-0	DNP
vs Washington	11-22-10	63-106	L	3-2-0	11-4-0	14-8-2	4-5-1	0-0-0
vs Oklahoma	11-23-10	74-56	w	11-5-2	27-15-2	0-0-0	DNP	DNP
vs Wichita State	11-24-10	58-70	L	11-5-0	16-10-3	10-1-0	0-0-0	DNP
at Minnesota	11/29/10	87-79	w	6-0-3	17-12-3	7-2-2	DNP	DNP
at Virginia Tech	12/05/10	57-54	w	DNP	21-13-2	7-0-0	2-1-0	DNP
RADFORD	12/07/10	54-44	w	DNP	10-13-1	13-2-1	1-3-0	DNP
OREGON	12/17/10	63-48	w	DNP	DNP	20-4-1	2-7-0	0-0-0
NORFOLK STATE	12/20/10	50-49	w	DNP	DNP	9-3-0	4-6-1	DNP

**2010-11 Virginia Basketball**  
**Virginia Team Game-by-Game Comparison (as of Dec 20, 2010)**  
**All games**

Opponent	1st	2nd	Score	Mar	Total FG	FG Pct	3-Pointers	3FG Pct	Free Throws	FT Pct	Rebounds	Assist	T/Over	Block	Steal	Fouls
WILLIAM & MARY	28/27	48/25	76-52	+24	28-56/18-48	.500/.375	12-23/7-26	.522/.269	8-11/9-16	.727/.563	37/27 +10	17/8	8/8	1/1	6/4	15/13
USC UPSTATE	31/28	43/26	74-54	+20	25-47/19-44	.532/.432	5-15/10-23	.333/.435	19-25/6-10	.760/.600	35/18 +17	13/13	12/13	1/2	6/7	14/19
Stanford	34/37	26/44	60-81	(21)	20-47/31-57	.426/.544	9-24/13-23	.375/.565	11-11/6-14	1000/.429	25/33 (8)	11/13	18/12	2/2	4/2	18/16
Washington	31/55	32/51	63-106	(43)	22-58/40-69	.379/.580	4-16/17-26	.250/.654	15-26/9-13	.577/.692	34/39 (5)	9/22	17/9	2/4	4/8	17/21
Oklahoma	40/25	34/31	74-56	+18	25-52/20-45	.481/.444	7-18/6-17	.389/.353	17-27/10-14	.630/.714	32/30 +2	14/9	9/17	1/5	8/3	16/18
Wichita State	31/35	27/35	58-70	(12)	22-51/22-52	.431/.423	6-13/8-16	.462/.500	8-13/18-22	.615/.818	29/36 (7)	9/15	10/10	2/3	4/6	20/16
Minnesota	29/39	58/40	87-79	+8	26-55/29-58	.473/.500	10-13/9-22	.769/.409	25-30/12-20	.833/.600	36/31 +5	19/15	11/11	1/7	5/7	18/22
Virginia Tech	36/24	21/30	57-54	+3	23-49/22-51	.469/.431	4-12/6-15	.333/.400	7-11/4-4	.636/1000	30/28 +2	16/8	10/11	6/7	5/4	12/16
RADFORD	32/19	22/25	54-44	+10	13-47/17-44	.277/.386	8-21/4-10	.381/.400	20-24/6-8	.833/.750	35/30 +5	8/6	13/19	7/1	8/5	15/20
OREGON	25/22	38/26	63-48	+15	22-44/19-55	.500/.345	5-12/3-19	.417/.158	14-19/7-9	.737/.778	30/32 (2)	7/8	11/13	6/2	6/5	16/17
NORFOLK STATE	22/20	28/29	50-49	+1	19-54/17-56	.352/.304	7-22/2-16	.318/.125	5-10/13-18	.500/.722	36/42 (6)	8/7	11/11	4/6	3/6	16/15

Note: Game totals are displayed in the format TEAM/OPPONENT for each category

**2010-11 Virginia Basketball**  
**Virginia Game-by-Game Highs (as of Dec 20, 2010)**  
**All games**

Opponent	Date	Score	Points	Rebounds	Assists	Steals	Blocked shots
WILLIAM & MARY	11/12/10	76-52	19-Billy Baron	9-Mike Scott	7-Jontel Evans	2-Mustapha Farrakhan	1-Mike Scott
USC UPSTATE	11/15/10	74-54	19-Mike Scott	12-Mike Scott	3-KT Harrell	2-Billy Baron	1-Mustapha Farrakhan
at Stanford	11/18/10	60-81	14-Mustapha Farrakhan	6-Mike Scott	5-Jontel Evans	2-Jontel Evans	1-Mike Scott Will Regan
vs Washington	11-22-10	63-106	19-Joe Harris	8-KT Harrell	3-Mustapha Farrakhan Jontel Evans	2-Billy Baron	1-Assane Sene Akil Mitchell
vs Oklahoma	11-23-10	74-56	27-Mike Scott	15-Mike Scott	6-Jontel Evans	3-Jontel Evans	1-Assane Sene
vs Wichita State	11-24-10	58-70	16-Mike Scott	10-Mike Scott	5-Jontel Evans	1-Jontel Evans Mustapha Farrakhan Will Sherrill Joe Harris	1-Mustapha Farrakhan Will Sherrill
at Minnesota	11/29/10	87-79	24-Joe Harris	12-Mike Scott	5-Jontel Evans	3-Will Sherrill	1-Assane Sene
at Virginia Tech	12/05/10	57-54	21-Mike Scott	13-Mike Scott	5-Mustapha Farrakhan	2-Mustapha Farrakhan	2-Assane Sene Mustapha Farrakhan
RADFORD	12/07/10	54-44	14-Mustapha Farrakhan Joe Harris	13-Mike Scott	2-Jontel Evans Sammy Zeglinski	3-Jontel Evans	3-Assane Sene
OREGON	12/17/10	63-48	20-KT Harrell	7-Akil Mitchell	4-Sammy Zeglinski	2-Sammy Zeglinski	2-Will Regan
NORFOLK STATE	12/20/10	50-49	18-Mustapha Farrakhan	12-Assane Sene	2-Sammy Zeglinski Jontel Evans Mustapha Farrakhan	2-Mustapha Farrakhan	3-Assane Sene

**2010-11 Virginia Basketball**  
**Virginia Team Game-by-Game (as of Dec 20, 2010)**  
**All games**

TEAM STATISTICS

Opponent	Date	Score		Total		3-Pointers		Free throws		Rebounds				pf	a	t/o	blk	stl	pts	avg
				fg-fga	pct	3fg-fga	pct	ft-fga	pct	off	def	tot	avg							
WILLIAM & MARY	11/12/10	76-52	W	28-56	.500	12-23	.522	8-11	.727	9	28	37	37.0	15	17	8	1	6	76	76.0
USC UPSTATE	11/15/10	74-54	W	25-47	.532	5-15	.333	19-25	.760	11	24	35	36.0	14	13	12	1	6	74	75.0
at Stanford	11/18/10	60-81	L	20-47	.426	9-24	.375	11-11	1.000	5	20	25	32.3	18	11	18	2	4	60	70.0
vs Washington	11-22-10	63-106	L	22-58	.379	4-16	.250	15-26	.577	13	21	34	32.8	17	9	17	2	4	63	68.2
vs Oklahoma	11-23-10	74-56	W	25-52	.481	7-18	.389	17-27	.630	9	23	32	32.6	16	14	9	1	8	74	69.4
vs Wichita State	11-24-10	58-70	L	22-51	.431	6-13	.462	8-13	.615	9	20	29	32.0	20	9	10	2	4	58	67.5
at Minnesota	11/29/10	87-79	W	26-55	.473	10-13	.769	25-30	.833	11	25	36	32.6	18	19	11	1	5	87	70.3
at Virginia Tech	12/05/10	57-54	W	23-49	.469	4-12	.333	7-11	.636	10	20	30	32.2	12	16	10	6	5	57	68.6
RADFORD	12/07/10	54-44	W	13-47	.277	8-21	.381	20-24	.833	12	23	35	32.6	15	8	13	7	8	54	67.0
OREGON	12/17/10	63-48	W	22-44	.500	5-12	.417	14-19	.737	5	25	30	32.3	16	7	11	6	6	63	66.6
NORFOLK STATE	12/20/10	50-49	W	19-54	.352	7-22	.318	5-10	.500	10	26	36	32.6	16	8	11	4	3	50	65.1
Virginia		716		245-560	.438	77-189	.407	149-207	.720	104	255	359	32.6	177	131	130	33	59	716	65.1
Opponents		693		254-579	.439	85-213	.399	100-148	.676	98	248	346	31.5	193	124	134	40	57	693	63.0

Games played: 11  
Points/game: 65.1  
FG Pct: 43.8  
3FG Pct: 40.7  
FT Pct: 72.0

Rebounds/game: 32.6  
Assists/game: 11.9  
Turnovers/game: 11.8  
Assist/turnover ratio: 1.0  
Steals/game: 5.4  
Blocks/game: 3.0

**2010-11 Virginia Basketball**  
**Virginia Overall Team Statistics (as of Dec 20, 2010)**  
**All games**

<b>TEAM STATISTICS</b>	<b>VA</b>	<b>OPP</b>
<b>SCORING</b>	716	693
Points per game	65.1	63.0
Scoring margin	+2.1	-
<b>FIELD GOALS-ATT</b>	245-560	254-579
Field goal pct	.438	.439
<b>3 POINT FG-ATT</b>	77-189	85-213
3-point FG pct	.407	.399
3-pt FG made per game	7.0	7.7
<b>FREE THROWS-ATT</b>	149-207	100-148
Free throw pct	.720	.676
F-Throws made per game	13.5	9.1
<b>REBOUNDS</b>	359	346
Rebounds per game	32.6	31.5
Rebounding margin	+1.2	-
<b>ASSISTS</b>	131	124
Assists per game	11.9	11.3
<b>TURNOVERS</b>	130	134
Turnovers per game	11.8	12.2
Turnover margin	+0.4	-
Assist/turnover ratio	1.0	0.9
<b>STEALS</b>	59	57
Steals per game	5.4	5.2
<b>BLOCKS</b>	33	40
Blocks per game	3.0	3.6
<b>WINNING STREAK</b>	5	-
Home win streak	5	-
<b>ATTENDANCE</b>	43560	34450
Home games-Avg/Game	5-8712	3-9083
Neutral site-Avg/Game	-	3-2400

<b>Score by Periods</b>	<b>1st</b>	<b>2nd</b>	<b>Totals</b>
Virginia	339	377	716
Opponents	331	362	693

**2010-11 Virginia Basketball**  
**Virginia Season Box Score (as of Dec 20, 2010)**  
**All games**

<b>RECORD:</b>	<b>OVERALL</b>	<b>HOME</b>	<b>AWAY</b>	<b>NEUTRAL</b>
ALL GAMES	8-3	5-0	2-1	1-2
CONFERENCE	1-0	0-0	1-0	0-0
NON-CONFERENCE	7-3	5-0	1-1	1-2

##	Player	gp-gs	min	avg	Total			3-Point		F-Throw		Rebounds				pf	dq	a	to	blk	stl	pts	avg
					fg-fga	fg%	3fg-fga	3fg%	ft-fa	ft%	off	def	tot	avg									
23	Mike Scott	9-9	306	34.0	50-103	.485	1-1	1.000	46-52	.885	34	60	94	10.4	15	0	15	20	5	2	147	16.3	
02	Mustapha Farrakhan	11-8	322	29.3	42-92	.457	16-41	.390	30-37	.811	3	25	28	2.5	18	0	24	19	7	11	130	11.8	
12	Joe Harris	11-9	302	27.5	42-87	.483	20-46	.435	10-13	.769	12	24	36	3.3	25	0	10	19	3	8	114	10.4	
24	KT Harrell	11-7	248	22.5	35-78	.449	10-25	.400	21-35	.600	12	15	27	2.5	20	0	10	11	0	1	101	9.2	
22	Will Sherrill	7-4	155	22.1	16-32	.500	12-22	.545	0-0	.000	3	21	24	3.4	13	0	7	6	1	7	44	6.3	
01	Jontel Evans	11-11	302	27.5	23-55	.418	1-3	.333	17-27	.630	5	22	27	2.5	26	0	41	28	1	13	64	5.8	
13	Sammy Zeglinski	4-0	74	18.5	6-22	.273	5-19	.263	1-3	.333	0	6	6	1.5	2	0	11	2	0	5	18	4.5	
15	Billy Baron	11-0	140	12.7	14-38	.368	11-29	.379	9-13	.692	0	9	9	0.8	5	0	10	5	0	5	48	4.4	
05	Assane Sene	11-7	177	16.1	6-22	.273	0-0	.000	12-18	.667	14	25	39	3.5	31	0	0	10	12	3	24	2.2	
25	Akil Mitchell	9-0	106	11.8	7-22	.318	0-1	.000	2-7	.286	8	23	31	3.4	15	0	3	6	1	3	16	1.8	
04	Will Regan	10-0	66	6.6	4-9	.444	1-2	.500	1-2	.500	2	6	8	0.8	7	0	0	2	3	1	10	1.0	
32	Thomas Rogers	3-0	2	0.7	0-0	.000	0-0	.000	0-0	.000	0	0	0	0.0	0	0	0	0	0	0	0	0.0	
Team											11	19	30					2					
Total.....		11	2200		245-560	.438	77-189	.407	149-207	.720	104	255	359	32.6	177	0	131	130	33	59	716	65.1	
Opponents.....		11	2200		254-579	.439	85-213	.399	100-148	.676	98	248	346	31.5	193	-	124	134	40	57	693	63.0	

<b>Score by Periods</b>	<b>1st</b>	<b>2nd</b>	<b>Totals</b>
Virginia	339	377	716
Opponents	331	362	693