

2010-11 VIRGINIA MEN'S BASKETBALL GAME NOTES

GAME
#10



VIRGINIA CAVALIERS (6-3, 1-0 ACC)
vs. OREGON DUCKS (7-3, 0-0 PAC-10)



DECEMBER 17, 2010 • JOHN PAUL JONES ARENA • CHARLOTTESVILLE, VA.



Chick Hernandez, Ron Thompson, Junior Burroughs

TONIGHT'S GAME

- UVa returns from a 10-day break to host Oregon at John Paul Jones Arena
- The game is the second of an eight-game homestand for the Cavaliers

SERIES HISTORY

- First all-time meeting between the schools
- UVa's next three games are against first-time opponents (Norfolk St, Seattle)
- Tony Bennett had a 6-2 record vs. Oregon while at Washington State, and the six wins over the Ducks are tied for the most Bennett has against any opponent (Arizona St)

AGAINST THE PAC-10

- Tonight's game is the third of three games vs. Pac-10 opponents this season
- The Cavaliers lost at Stanford (81-60) and vs. Washington (106-63) in Maui
- UVa is 9-11 against the Pac-10 (3-2 vs. Arizona, 1-0 vs. Arizona State, 1-7 vs. Stanford, 0-1 vs. UCLA, 1-0 vs. USC, 1-1 vs. Washington, 2-0 vs. Washington State)
- Tony Bennett, who was 32-22 in the Pac-10 at Washington State, is 0-3 vs. Pac-10 opponents at Virginia

LAST TIME OUT

- Virginia defeated Radford 54-44 on Dec. 7 at JPJA
- It was the Cavaliers' third consecutive win
- UVa's 54 points were its fewest in a win since a 54-49 win at Virginia Tech in 2005-06
- Virginia shot 27.7% (13-47) from the floor, the 15th lowest shooting percentage in school history and the lowest ever in a victory
- Mike Scott had 10 pts and 13 rebs for his fifth consecutive double-double
- Joe Harris and Mustapha Farrakhan each had 14 points to lead the Cavaliers
- KT Harrell had 13 points on 5-6 FGs (3-3 3FGs)

70 IS A MAGIC NUMBER

- Under Tony Bennett, Virginia is 15-1 when scoring at least 70 points
- The Cavaliers are 6-18 over the past two seasons when scoring under 70 points

2010-11 SCHEDULE/RESULTS

Nov. 6	ROANOKE COLLEGE (ex)	W 82-50
Nov. 12	WILLIAM & MARY	W 76-52
Nov. 15	USC UPSTATE	W 74-54
Nov. 18	at Stanford	[FSN] L 60-81
Nov. 22	vs. #13 Washington ¹	[ESPN2] L 63-106
Nov. 23	vs. Oklahoma ¹	[ESPN2] W 74-56
Nov. 24	vs. Wichita State ¹	[ESPNU] L 58-70
Nov. 29	at #15 Minnesota ²	[ESPN2] W 87-79
Dec. 5	at Virginia Tech *	[FSN] W 57-54
Dec. 7	RADFORD	W 54-44
Dec. 17	OREGON	[CSN] 8:00 pm
Dec. 20	NORFOLK STATE	7:00 pm
Dec. 22	SEATTLE	7:00 pm
Dec. 30	IOWA STATE	[CSN] 8:00 pm
Jan. 2	LSU	[FSN] 5:30 pm
Jan. 4	HOWARD	7:00 pm
Jan. 8	NORTH CAROLINA *	[ACC] 12:00 pm
Jan. 15	at Duke *	[ESPN] 2:00 pm
Jan. 19	at Boston College *	7:00 pm
Jan. 22	GEORGIA TECH *	[ACC] 12:00 pm
Jan. 27	MARYLAND *	[CSN] 7:00 pm
Jan. 29	at Wake Forest *	[ACC] 4:00 pm
Feb. 2	CLEMSON *	[ESPNU] 9:00 pm
Feb. 5	at Miami *	2:00 pm
Feb. 12	at Florida State *	[RSN] 3:00 pm
Feb. 16	DUKE *	[ESPN or ESPN2] 7:00 pm
Feb. 19	VIRGINIA TECH *	[ACC^{split}] 1:00 pm
Feb. 23	at Georgia Tech *	[ESPNU] 7:00 pm
Feb. 26	BOSTON COLLEGE *	[RSN] 12:00 pm
Mar. 1	NC STATE *	[RSN] 7:00 pm
Mar. 5	at Maryland *	[ACC] 2:00 pm
Mar. 10-13	at ACC Tournament (Greensboro, N.C.)	

¹ EA Sports Maui Invitational (Lahaina, Maui, Hawaii)

² ACC/Big Ten Challenge

* ACC game

[ACC] - ACC Network (formerly Raycom), [RSN] - Regional Sports Networks

[CSN] - Comcast SportsNet Mid-Atlantic

POSSIBLE STARTING LINEUP

G 1 Jontel Evans So. 6.0 ppg 2.4 rbg 4.2 apg

• At least five assists in five of nine games this season

G 2 Mustapha Farrakhan Sr. 10.6 ppg 2.2 rpg 2.3 apg

• Career-high 23 points at Minnesota

C 5 Assane Sene Jr. 2.4 ppg 2.6 rbg 0.9 blk

• Season-highs of seven points and six rebounds at Minnesota

G 12 Joe Harris Fr. 11.8 ppg 3.3 rpg 1.0 apg

• Leads team with 19 3-pointers this season

F 23 Mike Scott Sr. 16.3 ppg 10.4 rbg 1.7 apg

• Five consecutive double-doubles, longest streak by a UVa player since Ralph Sampson in 1983

Virginia Athletics Media Relations • 154 John Paul Jones Arena, PO Box 400853, Charlottesville, VA 22904 • Office: (434) 982-5500 • Fax: (434) 982-5525

Rich Murray (Primary Men's Basketball Contact)
Steve Kirkland (Secondary Men's Basketball Contact)

Office: (434) 982-5530
Office: (434) 982-5535

Cell: (434) 981-4942
Cell: (434) 825-5241

Email: rmurray@virginia.edu
Email: skirkland@virginia.edu

2010-11 VIRGINIA MEN'S BASKETBALL GAME NOTES

RANKINGS (12/13)

ASSOCIATED PRESS

1. Duke	10-0
2. Ohio State	8-0
3. Kansas	9-0
4. Connecticut	8-0
5. Syracuse	10-0
6. Kansas State	9-1
7. Tennessee	7-0
8. Pittsburgh	10-1
9. Baylor	6-0
10. Villanova	8-1
11. San Diego State	10-0
12. Illinois	10-1
13. Missouri	8-1
14. Michigan State	7-3
15. Georgetown	9-1
16. BYU	10-0
17. Kentucky	7-2
18. Memphis	7-1
19. Purdue	9-1
20. Louisville	8-0
21. Minnesota	9-1
22. UNLV	9-1
23. Texas	7-2
24. Notre Dame	9-1
25. Texas A&M	9-1

Others receiving votes:
UCF, Florida, **Washington**, Temple, Vanderbilt,
North Carolina, Cleveland State, Arizona,
Wisconsin, Saint Mary's, Washington State, Cincinnati, Northwestern, Richmond, West Virginia, Old Dominion, **Boston College**.

ESPN/USA TODAY

1. Duke	10-0
2. Ohio State	8-0
3. Kansas	9-0
4. Connecticut	8-0
5. Syracuse	10-0
6. Kansas State	9-1
7. Tennessee	7-0
8. Pittsburgh	10-1
9. Baylor	6-0
10. San Diego State	10-0
11. Villanova	8-1
12. Missouri	8-1
13. Georgetown	9-1
14. Illinois	10-1
15. Michigan State	7-3
16. Kentucky	7-2
17. Purdue	9-1
18. BYU	10-0
19. Memphis	7-1
20. Minnesota	9-1
21. Louisville	8-0
22. UNLV	9-1
23. Notre Dame	9-1
24. Florida	7-2
25. Texas	7-2

Others receiving votes:
Texas A&M, **Washington**, Wisconsin, West Virginia,
Vanderbilt, Northwestern, Temple, UCF, Richmond,
North Carolina, New Mexico, Cleveland State,
Cincinnati, Old Dominion, **Wichita State**, Wash-
ington State.

• 2010-11 Opponents

SCOTT HONORED BY ACC

- Mike Scott was named ACC Player of the Week on Dec. 6
- The previous week he had a pair of double-doubles in two Cavalier road wins (17 pts and 12 rebs at #15 Minnesota; 21 pts and 13 rebs at Virginia Tech)
- It is the first ACC Player of the Week honor of Scott's career

LONG RANGE FIRING

- Virginia shot 76.9 percent (10-13) from 3-point range in the win at Minnesota
- The 76.9 3-point percentage is a school record (min of 10 attempts)
- It is the highest percentage by an ACC team (min. 10 attempts) since Clemson shot 11-13 (84.6%) from 3-point range vs. North Carolina in 2004
- It is the second time this season UVA shot over 50% from 3-point range (52.2%, 12-23) against William & Mary
- 12 3-pointers vs. W&M were the most UVA has made since making 13 vs. Liberty in 2008-09
- Against W&M, Billy Baron had the highest Cavalier three-point shooting percentage in a game (83.3 percent, 5-6) since Mamadi Diane (83.3 percent, 5-6) against Arizona on November 12, 2006 (minimum of five attempts)

HARRIS AND FARRAKHAN SHOOT DOWN GOPHERS

- Joe Harris (24 pts) and Mustapha Farrakhan (23 pts) led Virginia to the 87-79 win at #15 Minnesota
- It was the first time Virginia had two 20-point scorers in a road game since Jan. 24, 2007 at NC State (J.R. Reynolds-29, Sean Singletary-27)
- It was the first career 20-point game for both Farrakhan and Harris

WIN AT MINNESOTA WAS NOTABLE

- Virginia's win at Minnesota in the ACC/Big Ten Challenge was notable for several reasons
- The No. 15 Gophers were the highest ranked opponent the Cavaliers defeated on the road since an 86-78 win at No. 8 Maryland on Feb. 6, 2003
- Virginia's 58 second half points were the most the Cavaliers have scored in a half since scoring 60 first half points in a 108-87 win over Gonzaga on Jan. 3, 2007
- The Cavaliers trailed by 13 points in the second half at Minnesota, the largest deficit they have overcome to win since rallying from 13 down to top Maryland 68-63 on Mar. 7, 2009
- UVA overcame a 10-point halftime deficit, the largest it has overcome in a win since trailing by 13 at the break in a 93-90 win over Arizona on Nov. 12, 2006 (first game at JPJA)
- It was the largest halftime deficit overcome by the Cavaliers on the road since rallying from a 21-point halftime deficit for a 91-88 2OT win at Duke on Jan. 14, 1995

SHARP-SHOOTING 'HOOS

- Virginia shot 50% or better from the field in the first two games this season (50% vs. William & Mary, 53.2% vs. USC Upstate)
- It was the first time the Cavaliers have shot at least 50% from the field in consecutive games since 2004-05 (57.1% vs. Clemson, 50.9% at Virginia Tech)

THEY CALL THEM FREE THROWS FOR A REASON

- Virginia went 11-11 from the free throw line at Stanford on Nov. 18
- It was the Cavaliers' first perfect game from the line since Feb. 28, 2009 vs. Wake (8-8)

YOUNG CAVALIERS

- Seven of Virginia's 13 players are first years
- The seven true freshmen are a program record, breaking the previous high of six in 1989-90 (Blair Ford, Chris Havlicek, Ted Jeffries, Terry Kirby, Doug Smith, Shawn Wilson) and 2004-05 (T.J. Bannister, Jason Cain, Gary Forbes, Donte Minter, Vince Redd and J.R. Reynolds)

2010-11 VIRGINIA MEN'S BASKETBALL GAME NOTES

SCOTT DOUBLING IT UP

- Mike Scott has 24 career double-doubles (ranks T-8th in UVA history)
- He had his sixth double-double of the season, and fifth consecutive double-double, vs. Radford (10 pts, 13 rebs)
- He is the first Cavalier with five consecutive double-doubles since Ralph Sampson in 1983

UVA CAREER DOUBLE-DOUBLES	
Ralph Sampson (80-83)	84
Travis Watson (00-03)	54
Scott McCandlish (70-72)	29
Norman Nolan (95-98)	26
Norm Carmichael (67-69)	25
Bill Gerry (69-71)	25
Junior Burrough (92-95)	25
Gus Gerard (73-74)	24
Mike Scott (08-pres.)	24

SPREADING THE WEALTH

- Virginia already has seven players with multiple double-figure scoring games this season
- Last year, the Cavaliers had just six players with multiple double-figure scoring games

EVANS DISHES IT OUT

- Jontel Evans has recorded at least five assists in five of nine games this season
- Last season, he had only three five-assist games during his freshman season (31 games)

SENE-DING HIM TO THE LINE

- Assane Sene is shooting 70.6% (12-17) from the line this season
- Sene entered the season a career 43.6% (17-39) free throw shooter
- His 12 made free throws are already a career high for a season
- He went 7-8 from the line at Minnesota, setting career highs for FTs and FTAs in a game (previous highs were 2 FTs and 4 FTAs)

LETS GET TROPICAL!!!

- Will Sherrill has three career double-figure scoring games, all coming outside the continental United States
- He scored a career-high 18 points last season against Cleveland State in Cancun
- This season, he scored 11 points against both Oklahoma and Wichita State in Maui

SHERRILL INJURED AT MINNESOTA

- Will Sherrill suffered a fractured fibula in his right leg at Minnesota on Nov. 29
- It is uncertain how long he will be out of action
- He will progress as his tolerance to activity indicates and will play when he is functional without pain; it is anticipated that will be in less than six weeks

ZEGLINSKI RETURNS

- Sammy Zeglinski made his season debut at Virginia Tech and had three assists
- Zeglinski had an operation on Oct. 19 involving cartilage work on his left knee and missed the first seven games of the season

FIRST-YEARS SHINE IN DEBUT

- The Cavalier first-years made an impact in their collegiate debut against William & Mary
- Billy Baron, KT Harrell, Will Regan, Joe Harris, Akil Mitchell and Thomas Rogers combined for 37 points and 10 rebounds against the Tribe
- It was the most points scored by Cavalier first-years in a season opener since 2003-04 when the Cavalier freshmen combined for 40 points against Mt. St. Mary's (Gary Forbes-21, Donte Minter-12, J.R. Reynolds-7)
- Baron (19 pts) and Harrell (13) were the first Virginia freshman duo to score in double figures in an opener since 2005-06 (Mamadi Diane 17, Lars Mikalauskas 14 vs. Liberty)

CAVALIERS 11TH IN ACC PRESEASON POLL

- Virginia was selected 11th in the preseason poll at ACC Operation Basketball
- Reigning NCAA Champion Duke was the preseason favorite, followed by Virginia Tech, North Carolina, NC State, Florida State, Maryland, Clemson, Miami, Georgia Tech, Boston College, Virginia and Wake Forest

DOUBLE TIME

DOUBLE-DOUBLES

	2010-11	Career
Mike Scott	6	24

DOUBLE-FIGURE SCORING GAMES

	2010-11	Career
Mike Scott	8	50
Sammy Zeglinski	—	26
Mustapha Farrakhan	6	20
Joe Harris	5	5
KT Harrell	4	4
Jontel Evans	3	3
Will Sherrill	2	3
Billy Baron	2	2

20-POINT SCORING GAMES

	2010-11	Career
Mike Scott	2	6
Mustapha Farrakhan	1	1
Joe Harris	1	1
Sammy Zeglinski	—	2

DOUBLE-FIGURE REBOUNDING GAMES

	2010-11	Career
Mike Scott	6	28
Assane Sene	—	5

2010-11 VIRGINIA MEN'S BASKETBALL GAME NOTES

ON THE LINE

CONSECUTIVE MADE FREE THROWS

	Current	Season High	Career High
Farrakhan	10	10	19
Scott	8	20	20
Zeglinski	8	--	16
Evans	2	3	4
Harris	1	8	8
Harrell	1	4	4
Sene	--	8	8
Baron	--	7	7
Mitchell	--	1	1
Regan	--	1	1
Sherrill	--	--	4

VIRGINIA'S CONSECUTIVE FREE THROW STREAKS OF 10 OR MORE THIS SEASON

20	Mike Scott	11/12-11/23
10*	Mustapha Farrakhan	12/5-12/7

*active

AND ONES*

	2010-11	Career
Scott	5	13
Evans	2	2
Harrell	2	2
Harris	2	2
Sene	1	1
Farrakhan	--	5
Zeglinski	--	3 (1)

(#) - number of four-point plays

*Times making a basket when fouled and making the ensuing free throw too

'HOOS BACK

- Six players return from last season's team that went 15-16 (5-11 ACC)
- Mike Scott is UVA's leading returning scorer (12.0 ppg) and rebounder (7.2 rbg)
- Sammy Zeglinski, UVA's leader in assists (80), steals (38) and 3-point field goals (61) also returns
- All six returning players averaged over 12.0 minutes per game last season

JOHNSON TO REDSHIRT

- Freshman forward James Johnson is expected to redshirt this season
- Virginia head coach Tony Bennett indicated that after Virginia's game with William & Mary on Nov. 12

AT JOHN PAUL JONES ARENA

- Virginia is 52-22 all-time at John Paul Jones Arena
- The Cavaliers were 11-6 at JPJA last season

TRI-CAPTAINS NAMED

- Mustapha Farrakhan, Mike Scott and Will Sherrill are the tri-captains for the 2010-11 season
- The three players make up this year's senior class

McKAY PARTICIPATING IN "SHOTS FROM THE HEART"

- Associate Head Coach Ritchie McKay is participating in "Shots from the Heart", a project designed to raise awareness for the growing problem of heart disease
- College basketball coaches are competing against one another in a free throw shooting tournament, which will benefit the American Heart Association
- The event also pays tribute to the late Skip Prosser who passed away on July 26, 2007 of a heart attack
- McKay defeated Charles Baker of Campbell in the first round and Greg Gary of Duquesne in the second round of the assistant coaches division
- In his second round match, McKay went a perfect 25-of-25 from the line
- He will play either Ben Johnson of Northern Iowa or Al Pinkins of Middle Tennessee in the round of 16

THREE SIGN WITH VIRGINIA

- UVA signed three players to National Letters of Intent for the 2011 recruiting class
- The three players are 6-8 forward Darion Atkins of Clinton, Md.; 6-5 guard Malcolm Brogdon of Norcross, Ga.; and 6-7 wing Paul Jespersen of Merrill, Wisc.

UP NEXT

- The Cavaliers continue their homestand on Monday as they host Norfolk State
- Game time at John Paul Jones Arena is set for 7 p.m.

2010-11 VIRGINIA MEN'S BASKETBALL GAME NOTES

2010-11 VIRGINIA CAVALIERS

No.	Player	Pos.	Yr.	Ht.	Hometown	PPG	RBG	Other	Minutes
1	Jontel Evans <i>• At least five assists in five of nine games this season</i>	G	So.	5-11	Hampton, Va.	6.0	2.4	4.2 apg	28.0
2	Mustapha Farrakhan (<i>Moo-sta-fa Fair-uh-con</i>) <i>• Career-high 23 points at Minnesota</i>	G	Sr.	6-4	Harvey, Ill.	10.6	2.2	2.3 apg	28.1
4	Will Regan (<i>Ree-gan</i>) <i>• 2010 New York State Class A Player of the Year</i>	F	Fr.	6-8	Williamsville, N.Y.	1.0	0.8	--	5.9
5	Assane Sene (<i>Uh-Sahn Sen</i>) <i>• 62 career blocks</i>	C	Jr.	7-0	Saint-Louis, Senegal	2.4	2.6	0.9 blk	14.7
12	Joe Harris <i>• Leads team with 19 3-pointers this season</i>	G	Fr.	6-6	Chelan, Wash.	11.8	3.3	1.0 apg	27.8
13	Sammy Zeglinski (<i>Zuh-glin-ski</i>) <i>• Made season debut at Virginia Tech after missing first seven games following knee surgery</i>	G	Jr.	6-1	Philadelphia, Pa.	0.0	0.0	2.5 apg	13.5
15	Billy Baron <i>• Scored 19 points vs. William & Mary in collegiate debut</i>	G	Fr.	6-2	E. Greenwich, R.I.	5.0	1.0	1.1 apg	14.8
22	Will Sherrill <i>• Out indefinitely after suffering a fractured right fibula at Minnesota</i>	F	Sr.	6-9	New York, N.Y.	6.3	3.4	1.0 apg	22.1
23	Mike Scott <i>• Five consecutive double-doubles, longest streak by a UVa player since Ralph Sampson in 1983</i>	F	Sr.	6-8	Chesapeake, Va.	16.3	10.4	1.7 apg	34.0
24	KT Harrell <i>• 13 points on 5-6 FGs vs. Radford</i>	G	Fr.	6-4	Montgomery, Ala.	8.0	2.2	1.0 apg	20.1
25	Akil Mitchell (<i>Ah-keel</i>) <i>• 2010 North Carolina Independent School Athletic Association All-State</i>	F	Fr.	6-8	Charlotte, N.C.	1.4	2.6	0.3 apg	9.0
32	Thomas Rogers <i>• Joined the program as a walk-on</i>	G	Fr.	6-6	Farmville, Va.	0.0	0.0	--	0.5
34	James Johnson <i>• Top 100 recruit by Scout.com and ESPNU, plans to redshirt this season</i>	F	Fr.	6-9	Wildomar, Calif.	--	--	--	--

HEAD COACH TONY BENNETT

SECOND SEASON AT VIRGINIA

Alma Mater: Wisc.-Green Bay '92
Hometown: Green Bay, Wisc.



CAREER RECORD

at Virginia	21-19	2 seasons
at Washington State	69-33	3 seasons
CAREER	90-52	5 seasons

VS. RANKED OPPONENTS (AP)

at Virginia	4-4
at Washington State	11-13
CAREER	15-17

AT VIRGINIA

- First coach in UVa history to win his first three ACC games

AT WASHINGTON STATE

- 2007 National Coach of the Year
- Led the Cougars to the 2007 and 2008 NCAA Tournaments
- 2008 NCAA Sweet Sixteen
- Led WSU to the highest ranking in school history (No. 4)

PLAYING CAREER

- Played for his father, Dick Bennett, at UWGB
- Two-time Mid-Continent Conference Player of the Year
- Finished career as the all-time leading scorer in conference history with 2,285 points
- Still the NCAA career 3-point percentage leader at 49.7 percent
- 1992 Frances Pomeroy Naismith Award (best senior player under six-feet tall)
- 1992 GTE Academic All-American of the Year
- Played three seasons in the NBA with Charlotte Hornets (1992-95)

2010-11 VIRGINIA MEN'S BASKETBALL GAME NOTES

THE LAST TIME ...

VIRGINIA INDIVIDUALS

- **Scored 30 points:** Sylvan Landesberg (32) vs. Boston College (2/4/09)
- **Scored 40 points:** Sean Singletary (41) at Miami (3/1/08)
- **Two players with 20 points:** Joe Harris (24) and Mustapha Farrakhan (23) at Minnesota (11/29/10)
- **Three players with 20 points:** Chris Williams (27), Roger Mason, Jr. (22) and Donald Hand (20) vs. Duke (1/5/00)
- **Four players with 20 points:** Chris Williams (23), Donald Hand (22), Adam Hall (21), and Travis Watson (20) vs. Georgetown (3/15/00)
- **A player with back-to-back 25-point games:** Sylvan Landesberg, 26 at Georgia Tech (12/28/08), 25 vs. Xavier (1/3/09)
- **One player scored in double figures:** Jerome Meynsse (21) vs. Duke (2/28/10)
- **Five players scored in double figures:** Sammy Zeglinski (21), Jeff Jones (14), Jerome Meynsse (12), Mike Scott (11), Mustapha Farrakhan (10), vs. Boston College (3/11/10)
- **Six players scored in double figures:** Sean Singletary (27), Adrian Joseph (13), Jamil Tucker (13), Mamadi Diane (12), Calvin Baker (11), Laurynas Mikalauskas (11), vs. Maryland (3/9/08)
- **Seven players scored in double figures:** Cornel Parker (20), Junior Burrough (15), Ted Jeffries (14), Cory Alexander (13), Jason Williford (12), Yuri Barnes (11) and Doug Smith (11) vs. Clemson (1/13/93)
- **Had 15 rebounds:** Mike Scott (15) vs. Oklahoma (11/23/10)
- **Had 20 rebounds:** Travis Watson (20) vs. Wofford (1/2/03)
- **Had 25 rebounds:** Bob Mortell (25) vs. Washington & Lee (2/27/60)
- **Two players with 10 rebounds:** Sylvan Landesberg (11) and Mike Scott (10) at Maryland (1/20/09)
- **Three players with 10 rebounds:** Yuri Barnes (13), Jason Williford (12) and Junior Burrough (11) vs. Rice (12/4/93)
- **Double-Double:** Mike Scott (10 pts, 13 rebs) vs. Radford (12/7/10)
- **Two players had a double-double:** Adrian Joseph (23 pts, 11 rebs) and Mike Scott (10 pts, 13 rebs) at Penn (11/23/07)
- **Three players had a double-double:** Jason Williford (10 pts, 15 rebs), Ted Jeffries (23 pts, 10 rebs), and Cornel Parker (11 pts, 11 rebs) at William & Mary (1/25/93)
- **Double-Double with points and assists:** Sean Singletary (22 pts, 10 assts) vs. Old Dominion (3/24/08)
- **Triple-Double:** Ralph Sampson (15 pts, 22 rebs, 10 blks) vs. Old Dominion (12/29/79)
- **Four Double-Doubles in a row:** Mike Scott [5 in a row] (27 pts, 15 rebs) vs. Oklahoma (11/23/10), (16 pts, 10 rebs) vs. Wichita State (11/24/10), (17 pts, 12 rebs) at Minnesota (11/29/10), (21 pts, 13 rebs) at Virginia Tech (12/5/10), (10 pts, 13 rebs) vs. Radford (12/7/10)
- **20 points and 20 rebounds:** Travis Watson (21 pts, 20 rebs) vs. Wofford (1/2/03)
- **10 assists:** Sean Singletary (10) vs. Old Dominion (3/24/08)
- **5 Blocked Shots:** Assane Sene (5) vs. Hampton (12/23/09)
- **5 Steals:** Sammy Zeglinski (5) vs. Florida State (1/24/09)
- **Led UVA in Points, Rebounds and Assists:** Sylvan Landesberg (22 pts, 6 rebs, 5 assts) vs. Georgia Tech (1/13/10)
- **Hit a last second shot to win a game:** Sean Singletary vs. Duke (2/1/07) [jumper with one second in OT]; J.R. Reynolds vs. Loyola Marymount (12/23/04) [layup with 1.5 seconds in regulation]
- **Played every minute:** Sylvan Landesberg (45) vs. Clemson (2/15/09)
- **Played 40 or more minutes:** Sammy Zeglinski (40) and Mike Scott (40) vs. Virginia Tech (1/28/10)

VIRGINIA TEAM

- **Won in Overtime:** vs. Clemson, 85-81 (2/15/09)
- **Lost in Overtime:** vs. Wake Forest, 61-64 (2/6/10)
- **Played Two Overtimes:** vs. Maryland, L 89-92 (2/19/05)
- **Played Three Overtimes:** vs. Georgetown, L 111-115 (3/15/00)
- **Shot 70 percent for a Half:** 72.2% (13-18) vs. Wake Forest 2nd Half (2/24/96)
- **Shot 60 percent in a Game:** 60.0% (30-50) vs. Longwood (11/13/09)
- **Shot less than 30 percent in a Game:** 27.7% (13-47) vs. Radford (12/7/10)
- **Shot 90 percent from the free throw line:** 100.0 % (11-11) at Stanford (11/18/10)
- **Shot 50 percent from 3-point line:** 76.9% (10-13) at Minnesota (11/29/10)
- **Shot less than 30 percent in a half:** 16.7% (4-24) in 2nd Half vs. Radford (12/7/10)
- **Shot less than 20 percent in a half:** 16.7% (4-24) in 2nd Half vs. Radford (12/7/10)
- **Shot 55 percent or better and lost:** 56.9% (29-51) vs. Duke (3/14/03)
- **Attempted 50 FTs:** 52 (made 34) vs. Howard (12/12/94)
- **Made 30 FTs:** 31 (36 att.) vs. Tennessee (3/18/07)
- **Made 10 3-pt FGs:** 10 at Minnesota (11/29/10)
- **Failed to make a 3-pt FG:** at Georgia Tech (12/4/05)
- **Had 50 rebounds:** 50 vs. North Carolina (1/15/09)
- **Had 25 assists:** 27 vs. Howard (11/21/01)
- **Had 15 steals:** 16 vs. NC State (2/24/08)
- **Had 10 blocks:** 10 at Virginia Tech (1/10/09)
- **Scored 50 pts in a half:** 58 at Minnesota, 2nd half (11/29/10)
- **Scored 60 pts in a half:** 60 vs. Gonzaga, 1st half (1/3/07)
- **Scored 70 pts in a half:** 70 vs. Coastal Carolina, 2nd half (11/20/00)
- **Scored 100 pts (ACC):** 103 vs. Maryland (1/16/07)
- **Scored 100 pts (non-conf):** 107 vs. VMI (1/16/08)
- **Scored under 20 pts in 1st half:** 15 at Wake (1/23/10)
- **Scored under 20 pts in 2nd half:** 19 vs. Duke (3/12/10)
- **Scored under 50 pts in a game:** 46 vs. Duke (3/12/10)

OPPONENT INDIVIDUALS

- **Scored 30 points:** Greivis Vasquez (30), Maryland (2/15/10)
- **Scored 35 points:** J.J. Redick (40), Duke (1/28/06)
- **Scored 40 points:** J.J. Redick (40), Duke (1/28/06)
- **Scored 50 points:** Len Chappell (50), Wake (2/12/62)
- **Two players with 20 points:** Kyle Singler (21) and Jon Scheyer (20), Duke (2/28/10)
- **Three players with 20 points:** Seth Curry (26), Kyle Ohman (26), Anthony Smith (21), Liberty (11/25/08)
- **Two players with 30 points:** Trevor Powell (31) and Tony Smith (31), Marquette (2/3/90)
- **Five players scored in double figures:** Isaiah Thomas (18), C.J. Wilcox (17), Abdul Gaddy (12), Terrence Ross (12), Justin Holiday (11), Washington (11/22/10)
- **Six players scored in double figures:** Chris Paul (21), Justin Gray (17), Eric Williams (15), Jamaal Levy (12), Taron Downey (11) and Vytas Danelius (10), Wake Forest (1/2/05)
- **Seven players scored in double figures:** Stanley Burrell (15), Drew Lavender (13), C.J. Anderson (12), B.J. Raymond (12), Josh Duncan (11), Charles Bronson (11), and Jason Love (10), at Xavier (1/3/08)
- **Double-Double:** Trevor Mbakwe (18 pts, 11 rebs), at Minnesota (11/29/10)
- **Double-Double with points and assists:** Eric Hayes (10 pts, 11 assts), at Maryland (1/20/09)

- **Two players had a double-double:** Donte Green (20 pts, 10 rebs) and Paul Harris (10 pts, 14 rebs), Syracuse (12/5/07)
- **Had 15 rebounds:** Trevor Booker (15), at Clemson (3/3/09)
- **Had 20 rebounds:** Tim Duncan (23), Wake (2/22/97)
- **Had 10 assists:** Eric Hayes (11), at Maryland (1/20/09)
- **5 Blocked Shots:** Trevor Mbakwe (5), at Minnesota (11/29/10)
- **5 Steals:** Justin Holiday (6), Washington (11/22/10)
- **Hit a last second shot to win a game:** Deron Washington of Virginia Tech (1/16/08) [0.0 seconds in overtime]

OPPONENT TEAM

- **Shot less than 30 percent in a Game:** 27.1% (13-48) NJIT (12/21/09)
- **Shot less than 30 percent in a Game (ACC):** 29.0% (20-69), Wake Forest (2/24/96)
- **Shot 60 percent in a Game:** 63.8% (37-58), at Xavier (1/3/08)
- **Shot 55 percent or better and lost:** 55.3% (26-47), Cleveland State (11/25/09)
- **Scored 100 pts:** 106, Washington (11/22/10)
- **Scored 60 pts in a half:** 60, at Miami, 2nd half (3/1/08)
- **Scored under 20 pts in 1st half:** 19, Radford (12/7/10)
- **Scored under 20 pts in 2nd half:** 19, NC State (2/3/10)
- **Scored under 50 pts in a game:** 44, Radford (12/7/10)
- **Had 25 assists:** 27, at Xavier (1/3/08)
- **Had 15 steals:** 15, VMI (11/16/08)
- **Had 10 blocks:** 10 vs. North Carolina (1/15/09)
- **Failed to make a 3-pt FG:** vs. Arizona State (11/27/99)

JOHN PAUL JONES ARENA RECORDS

VIRGINIA PLAYERS

Points: 40, J.R. Reynolds
vs. Wake Forest, 1/21/07

Most 1st Half Points: 23, Sean Singletary
vs. Virginia Tech, 1/16/08

Most 2nd Half Points: 26, Sylven Landesberg
vs. Boston College, 2/4/09

Rebounds: 18, Mike Scott
vs. VMI, 11/16/08

Field Goals: 13, Sylven Landesberg
vs. Boston College, 2/4/09

Field Goal Attempts: 23, Sylven Landesberg
vs. Boston College, 2/4/09

Field Goal Pct.: 1.000 (6-6), Sammy Zeglinski
vs. Clemson, 2/15/09

3-Point Field Goals: 7, Sean Singletary
vs. Gonzaga, 1/3/07

3-Point FG Attempts: 12, Sean Singletary
vs. Gonzaga, 1/3/07

3-Point FG Pct.: 1.000 (3-3), Sammy Zeglinski
vs. Clemson, 2/15/09
(3-3), KT Harrell
vs. Radford, 12/7/10

Free Throws Made: 14, Sean Singletary
vs. Hampton, 12/16/06

Free Throw Attempts: 16, Sean Singletary
vs. Hampton, 12/16/06

FT Pct.: 1.000 (14-14), Sylven Landesberg
vs. Florida State, 1/24/09

Assists: 10, three times by Sean Singletary
last vs. Old Dominion, 3/24/08

Steals: 7, Sean Singletary
vs. NC State, 2/24/08

Blocks: 5, Assane Sene
vs. Hampton, 12/23/09

VIRGINIA TEAM

Most Points: 108 vs. Gonzaga, 1/3/07

Fewest Points: 49 vs. Duke, 2/28/10

Most 1st Half: 60 vs. Gonzaga, 1/3/07

Fewest 1st Half: 16, vs. Florida State, 1/24/09

Most 2nd Half: 57 vs. Arizona, 11/12/06

Fewest 2nd Half: 21 vs. Wake Forest, 2/6/10

Rebounds: 54 vs. UMES, 11/26/06

Field Goals: 43 vs. VMI, 11/16/08

Field Goal Attps.: 82 vs. UNC, 1/15/09

Field Goal Pct.: .600 (30-50)
vs. Longwood, 11/13/09

3-Pt. FG: 18 vs. Gonzaga, 1/3/07

3-Pt. FG Attempts: 36 vs. Georgia Tech,
1/27/08

3-Point FG Pct.: .625 (10-16)
vs. Virginia Tech, 3/1/07

Free Throws: 39 vs. Maryland, 1/16/07

FT Attempted: 49 vs. Maryland, 1/16/07

Free Throw Pct.: 1.000 (8-8)
vs. Wake Forest, 2/28/09

Assists: 24 vs. Howard, 11/14/07

Steals: 24 vs. VMI, 11/16/08

Blocks: 16 vs. NC State, 2/24/08

Most Turnovers: 21 vs. Longwood, 12/7/07

Fewest Turnovers: 6 vs. Boston Coll., 1/19/08

OPPONENT PLAYERS

Points: 32, K.C. Rivers
Clemson, 2/7/08

Most 1st Half Points: 32, Talor Battle
Penn State, 11/30/09

Most 2nd Half Points: 17, four times
Last by Elijah Millsap
UAB, 12/30/09

Rebounds: 28, Talor Battle
Penn State, 11/30/09

Field Goals: 16, Al Thornton
Florida State, 2/17/07

Field Goal Attempts: 13, Elijah Millsap
UAB, 12/30/09

Field Goal Pct.: .875 (7-8), Ahmed Grant
UNC Wilmington, (1/18/10)

3-Point Field Goals: 8, K.C. Rivers
Clemson, 2/7/08

3-Pt. FG Attempts: 12, Jeremy Crouch
Bradley, 3/26/08

3-Pt. FG Pct.: 1.000 (5-5), Tony Dukus
USC Upstate, 11/15/10

Free Throws Made: 15, Tyler Hansbrough
North Carolina, 1/15/09

FT Attempted: 17, Tyler Hansbrough
North Carolina, 1/15/09

FT Pct.: 1.000 (8-8), Tyrese Rice
Boston College, 2/4/09

Assists: 1.000 (8-8), Sean Mosley
Maryland, 3/6/10

Steals: 11, Cliff Hammonds
Clemson, 2/7/08

Blocks: 5, Jon Scheyer
Duke, 2/28/10

6, Eric Hall
Radford, 11/21/08

OPPONENT TEAM

Most Points: 97, VMI, 11/16/08

Fewest Points: 37, NJIT, 12/21/09

Most 1st Half: 50, North Carolina, 1/15/09

Fewest 1st Half: 18, NC State, 2/24/08

Most 2nd Half: 61, Gonzaga, 1/3/07

Fewest 2nd Half: 18, NJIT, 12/21/09

Rebounds: 47, Virginia Tech, 1/16/08
North Carolina, 1/15/09

Field Goals: 37, VMI, 11/16/08

Field Goal Attps.: 79, VMI, 11/16/08

Field Goal Pct.: .566 (30-53)
Liberty, 11/25/08

3-Pt. FG: 16, Clemson, 2/7/08

3-Pt. FG Attempts: 39, Hartford, 12/30/07

3-Point FG Pct.: .615 (16-26)
Clemson, (2/7/08)

Free Throws: 26, Boston College, 2/4/09

FT Attempted: 31, Boston College, 2/4/09

Free Throw Pct.: .944 (17-18)
American, 12/28/06

Assists: 22, Clemson, 2/7/08

Steals: 15, VMI, 11/16/08

Blocks: 10, Radford, 11/21/08
North Carolina, 1/15/09

Most Turnovers: 25, NC State, 2/24/08

Fewest Turnovers: 6, Miami, 2/3/07

RECORD AT JPJA

2006-07 to present 74 games 52-22

LONGEST WIN STREAK

12 games
from 1/16/07 vs. Maryland
through 11/27/07 vs. Northwestern

LONGEST LOSING STREAK

4 games
from 2/6/10 vs. Wake Forest
through 3/6/10 vs. Maryland

MISCELLANEOUS

Biggest Comeback: 19 points
vs. Arizona, 11/12/06

Biggest Lead Given up in a Loss: 14 points
vs. Bradley, 3/26/08

Largest Lead: 45 points
vs. Northwestern, 11/27/07

Biggest Deficit: 38 points
vs. Clemson, 2/7/08


Largest Margin of Victory: 42 points,
vs. Northwestern, 11/27/07

Largest Margin of Defeat: 31 points,
vs. Clemson, 2/7/08

Overtime Games (Record): 6 (2-4)
Last: 61-64 loss vs. Wake Forest, 2/6/10

BILLY BARON

#15



Freshman • Guard • 6-2 • 192 • East Greenwich, R.I. • Worcester Academy

2010-11 SEASON:

- Had seven points vs. Oklahoma
- Had 14 points, three rebounds, three assists and two steals vs. USC Upstate
- Had 19 points vs. William & Mary in his collegiate debut
- Against W&M shot 5-6 from behind the arc (his .833 3FG% was the highest by a Cavalier player in a game (min 5 att.) since Mamadi Diane went 5-6 vs. Arizona on Nov. 12, 2006)
- Had six points and four assists in the exhibition game vs. Roanoke College

SINGLE GAME BESTS

POINTS

Season: 19 vs. W&M (11/12/10)
 Career: 19 vs. W&M (11/12/10)
 ACC: --

REBOUNDS

Season: 3 vs. USC Upstate (11/15/10)
 Career: 3 vs. USC Upstate (11/15/10)
 ACC: --

FG MADE

Season: 6 vs. W&M (11/12/10)
 Career: 6 vs. W&M (11/12/10)
 ACC: --

FG ATTEMPTS

Season: 8 vs. W&M (11/12/10)
 Career: 8 vs. W&M (11/12/10)
 ACC: 1 at Virginia Tech (12/5/10)

3 PT FG MADE

Season: 5 vs. W&M (11/12/10)
 Career: 5 vs. W&M (11/12/10)
 ACC: --

3 PT FG ATTEMPTS

Season: 6 vs. W&M (11/12/10), vs. Wash (11/22/10)
 Career: 6 vs. W&M (11/12/10), vs. Wash (11/22/10)
 ACC: 1 at Virginia Tech (12/5/10)

FT MADE

Season: 6 vs. USC Upstate (11/15/10)
 Career: 6 vs. USC Upstate (11/15/10)
 ACC: --

FT ATTEMPTS

Season: 7 vs. USC Upstate (11/15/10)
 Career: 7 vs. USC Upstate (11/15/10)
 ACC: --

ASSISTS

Season: 3 vs. W&M (11/12/10), Upstate (11/15/10)
 Career: 3 vs. W&M (11/12/10), Upstate (11/15/10)
 ACC: --

TURNOVERS

Season: 2 at Minnesota (11/29/10)
 Career: 2 at Minnesota (11/29/10)
 ACC: --

BLOCKS

Season: --
 Career: --
 ACC: --

STEALS

Season: 2 vs. Upstate (11/15/10), Wash (11/22/10)
 Career: 2 vs. Upstate (11/15/10), Wash (11/22/10)
 ACC: --

MINUTES

Season: 25 vs. USC Upstate (11/15/10)
 Career: 25 vs. USC Upstate (11/15/10)
 ACC: 3 at Virginia Tech (12/5/10)

2010-11 GAME-BY-GAME:


Opponent	GP-GS	FG-FGA	3FG-3FGA	FT-FTA	Off-Def	Total	A	TO	Blk	Stl	PF	Min	Pts
W&M	1-0	6-8	5-6	2-2	0-0	0	3	0	0	1	1	21	19
USC Upstate	2-0	3-4	2-3	6-7	0-3	3	3	0	0	2	2	25	14
at Stanford	3-0	1-5	0-4	0-0	0-1	1	2	1	0	0	0	23	2
vs. Washington	4-0	1-7	1-6	0-0	0-2	2	0	0	0	2	1	21	3
vs. Oklahoma	5-0	2-6	2-5	1-4	0-1	1	0	1	0	0	0	16	7
vs. Wichita St	6-0	0-3	0-2	0-0	0-1	1	0	0	0	0	0	11	0
at Minnesota	7-0	0-2	0-0	0-0	0-1	1	1	2	0	0	1	7	0
at Virginia Tech	8-0	0-1	0-1	0-0	0-0	0	0	0	0	0	0	3	0
Radford	9-0	0-1	0-1	0-0	0-0	0	1	0	0	0	0	6	0

CAREER STATISTICS

Year	G-GS	Min-Avg.	FG-FGA	Pct.	3FG-3FGA	Pct.	FT-FTA	Pct.	Off-Def.	Reb-Avg.	PF-DQ	Ast	TO	Blk	Stl	Pts-Avg
2010-11	9-0	133-14.8	13-37	.351	10-28	.357	9-13	.692	0-9	9-1.0	5-0	10	4	0	5	45-5.0
ACC	1-0	3-3.0	0-1	.000	0-1	.000	0-0	.000	0-0	0-0.0	0-0	0	0	0	0	0-0.0
CAREER	9-0	133-14.8	13-37	.351	10-28	.357	9-13	.692	0-9	9-1.0	5-0	10	4	0	5	45-5.0
ACC	1-0	3-3.0	0-1	.000	0-1	.000	0-0	.000	0-0	0-0.0	0-0	0	0	0	0	0-0.0

JONTELEEVANS

#1



Sophomore • Guard • 5-11 • 190 • Hampton, Va. • Bethel

2010-11 SEASON:

- Tied a career high with three steals vs. Radford
- Had 10 points and five assists vs. Wichita State
- Had five points, five rebounds, six assists, three steals and no turnovers vs. Oklahoma
- Scored a career-high 11 points at Stanford, playing a career-high 37 minutes
- Had 10 points vs. USC Upstate
- Had six points and a career-high seven assists vs. William & Mary
- Had seven points and six rebounds in the exhibition vs. Roanoke College

SINGLE GAME BESTS

POINTS

Season: 11 at Stanford (11/18/10)
 Career: 11 at Stanford (11/18/10)
 ACC: 6 at Maryland (2/15/10)

REBOUNDS

Season: 5 vs. Oklahoma (11/23/10)
 Career: 7 vs. Miami (1/16/10)
 ACC: 7 vs. Miami (1/16/10)

FG MADE

Season: 4 vs. Upstate (11/15/10), at Stan (11/18/10)
 Career: 4 vs. Upstate (11/15/10), at Stan (11/18/10)
 ACC: 3 at Maryland (2/15/10)

FG ATTEMPTS

Season: 11 vs. Wichita State (11/24/10)
 Career: 11 vs. Wichita State (11/24/10)
 ACC: 6 on three occasions

3 PT FG MADE

Season: --
 Career: 1 vs. UAB (12/30/09), vs. UTPA (1/5/10)
 ACC: --

3 PT FG ATTEMPTS

Season: 2 vs. Wichita State (11/24/10)
 Career: 2 on four occasions
 ACC: 2 vs. GT (1/13/10), at Wake (1/23/10)

FT MADE

Season: 4 vs. Wichita State (11/24/10)
 Career: 4 vs. Wichita State (11/24/10)
 ACC: 3 vs. Duke (2/28/10)

FT ATTEMPTS

Season: 8 vs. Wichita State (11/24/10)
 Career: 8 vs. Wichita State (11/24/10)
 ACC: 4 vs. Duke (2/28/10)

ASSISTS

Season: 7 vs. W&M (11/12/10)
 Career: 7 vs. W&M (11/12/10)
 ACC: 6 at North Carolina (1/31/10)

TURNOVERS

Season: 6 vs. Washington (11/22/10)
 Career: 6 vs. Washington (11/22/10)
 ACC: 4 at North Carolina (1/31/10)

BLOCKS

Season: --
 Career: 1 vs. Duke (2/28/10)
 ACC: 1 vs. Duke (2/28/10)

STEALS

Season: 3 vs. Okla (11/23/10), vs. Radford (12/7/10)
 Career: 3 on six occasions
 ACC: 3 at Clemson (2/20/10), vs. Duke (2/28/10)

MINUTES

Season: 37 at Stanford (11/18/10)
 Career: 37 at Stanford (11/18/10)
 ACC: 31 at North Carolina (1/31/10)

2010-11 GAME-BY-GAME:


Opponent	GP-GS	FG-FGA	3FG-3FGA	FT-FTA	Off-Def	Total	A	TO	Blk	Stl	PF	Min	Pts
W&M	1-1	3-4	0-0	0-0	0-2	2	7	1	0	1	0	31	6
USC Upstate	2-2	4-7	0-0	2-4	2-2	4	1	0	0	1	1	30	10
at Stanford	3-3	4-9	0-0	3-3	1-2	3	5	3	0	2	1	37	11
vs. Washington	4-4	1-3	0-0	1-2	1-0	1	3	6	0	0	4	20	3
vs. Oklahoma	5-5	2-3	0-0	1-2	0-5	5	6	0	0	3	1	27	5
vs. Wichita St	6-6	3-11	0-2	4-8	0-3	3	5	4	0	1	4	34	10
at Minnesota	7-7	1-2	0-0	1-2	0-1	1	5	3	0	1	4	28	3
at Virginia Tech	8-8	2-6	0-0	0-0	0-2	2	4	1	0	0	3	19	4
Radford	9-9	0-2	0-0	2-2	0-1	1	2	3	0	3	3	26	2

CAREER STATISTICS

Year	G-GS	Min-Avg.	FG-FGA	Pct.	3FG-3FGA	Pct.	FT-FTA	Pct.	Off-Def.	Reb-Avg.	PF-DQ	Ast	TO	Blk	Stl	Pts-Avg
2009-10	31-11	512-16.5	31-84	.369	2-12	.167	9-16	.563	6-40	46-1.5	55-1	60	27	1	34	73-2.4
ACC	16-10	287-17.9	14-53	.264	0-7	.000	6-12	.500	5-18	23-1.4	34-1	31	13	1	19	34-2.1
2010-11	9-9	252-28.0	20-47	.426	0-2	.000	14-23	.609	4-18	22-2.4	21-0	38	21	0	12	54-6.0
ACC	1-1	19-19.0	2-6	.333	0-0	.000	0-0	.000	0-2	2-2.0	3-0	4	1	0	0	4-4.0
2009-10	40-20	764-19.1	51-131	.389	2-14	.143	23-39	.590	10-58	68-1.7	76-1	98	48	1	46	127-3.2
ACC	17-11	306-18.0	16-59	.271	0-7	.000	6-12	.500	5-20	25-1.5	37-1	35	14	1	19	38-2.2

MUSTAPHA FARRAKHAN

#2



Senior • Guard • 6-4 • 181 • Harvey, Ill. • Thornton Township

2010-11 SEASON:

- Tri-captain
- Had 14 points vs. Radford
- Scored nine points, and tied career highs with five rebounds, five assists and two blocks at Virginia Tech in a career-high 36 minutes
- Scored a career-high 23 points (8-14 FG, 4-5 3FG), tied a career high with five rebounds and had four assists at #15 Minnesota
- Had 10 points vs. Oklahoma
- Scored in double figures for three consecutive games for the first time in his career (first three games of the season)
- Had 14 points at Stanford
- Had 11 points vs. USC Upstate
- Had 10 points, four rebounds and two steals vs. William & Mary

SINGLE GAME BESTS

POINTS

Season: 23 at Minnesota (11/29/10)
 Career: 23 at Minnesota (11/29/10)
 ACC: 17 at Virginia Tech (1/10/09)

REBOUNDS

Season: 5 at Minn (11/29/10), at VT (12/5/10)
 Career: 5 on four occasions
 ACC: 5 at Virginia Tech (12/5/10)

FG MADE

Season: 8 at Minnesota (11/29/10)
 Career: 8 at Minnesota (11/29/10)
 ACC: 5 at Virginia Tech (1/10/09)

FG ATTEMPTS

Season: 14 at Minnesota (11/29/10)
 Career: 15 vs. North Carolina (1/15/09)
 ACC: 15 vs. North Carolina (1/15/09)

3 PT FG MADE

Season: 4 at Minnesota (11/29/10)
 Career: 4 at VT (1/10/09), at Minn (11/29/10)
 ACC: 4 at Virginia Tech (1/10/09)

3 PT FG ATTEMPTS

Season: 7 vs. W&M (11/12/10), at Stan (11/18/10)
 Career: 7 on three occasions
 ACC: 7 vs. North Carolina (1/15/09)

FT MADE

Season: 8 vs. Radford (12/7/10)
 Career: 8 vs. Radford (12/7/10)
 ACC: 6 vs. Georgia Tech (1/13/10)

FT ATTEMPTS

Season: 8 vs. Radford (12/7/10)
 Career: 8 vs. Radford (12/7/10)
 ACC: 6 vs. GT (1/13/10), vs. Miami (1/16/10)

ASSISTS

Season: 5 at Virginia Tech (12/5/10)
 Career: 5 vs. Md (3/6/10), at VT (12/5/10)
 ACC: 5 vs. Md (3/6/10), at VT (12/5/10)

TURNOVERS

Season: 3 on three occasions
 Career: 4 on three occasions
 ACC: 3 vs. Duke (2/28/10), vs. Maryland (3/6/10)

BLOCKS

Season: 2 at Virginia Tech (12/5/10)
 Career: 2 on four occasions
 ACC: 2 on three occasions

STEALS

Season: 2 on three occasions
 Career: 3 vs. Georgia Tech (1/13/10)
 ACC: 3 vs. Georgia Tech (1/13/10)

MINUTES

Season: 36 at Virginia Tech (12/5/10)
 Career: 36 at Virginia Tech (12/5/10)
 ACC: 36 at Virginia Tech (12/5/10)

2010-11 GAME-BY-GAME:


Opponent	GP-GS	FG-FGA	3FG-3FGA	FT-FTA	Off-Def	Total	A	TO	Blk	Stl	PF	Min	Pts
W&M	1-1	3-8	3-7	1-2	0-4	4	1	1	0	2	1	28	10
USC Upstate	2-2	4-8	1-4	2-2	0-1	1	2	3	1	0	3	24	11
at Stanford	3-3	4-10	2-7	4-4	0-1	1	2	3	0	1	2	30	14
vs. Washington	4-4	1-8	0-4	2-2	0-1	1	3	2	0	0	0	25	4
vs. Oklahoma	5-4	5-7	0-0	0-3	0-0	0	3	2	0	2	2	33	10
vs. Wichita St	6-4	0-1	0-0	0-0	0-0	0	0	3	1	1	4	13	0
at Minnesota	7-4	8-14	4-5	3-4	2-3	5	4	0	0	0	1	34	23
at Virginia Tech	8-5	3-4	0-1	3-5	0-5	5	5	0	2	2	2	36	9
Radford	9-6	2-7	2-4	8-8	1-2	3	1	1	1	0	1	30	14

CAREER STATISTICS

Year	G-GS	Min-Avg.	FG-FGA	Pct.	3FG-3FGA	Pct.	FT-FTA	Pct.	Off-Def.	Reb-Avg.	PF-DQ	Ast	TO	Blk	Stl	Pts-Avg
2007-08	19-0	115-6.1	7-38	.184	2-16	.125	1-5	.200	4-11	15-0.8	9-0	5	12	0	2	17-0.9
ACC	6-0	43-7.2	1-13	.077	1-7	.143	1-3	.333	2-4	6-1.0	3-0	1	3	0	0	4-0.7
2008-09	23-2	239-10.4	33-95	.347	14-41	.341	18-20	.900	4-12	16-0.7	28-1	14	21	2	4	98-4.3
ACC	12-0	135-11.3	17-54	.315	8-26	.308	9-9	1.000	2-6	8-0.7	16-1	8	9	2	2	51-4.3
2009-10	30-10	631-21.0	62-173	.358	23-74	.311	47-60	.783	12-40	52-1.7	31-0	59	44	7	15	194-6.5
ACC	15-1	295-19.7	32-85	.376	9-34	.265	19-28	.679	7-18	25-1.7	14-0	26	21	4	8	92-6.1
2010-11	9-6	253-28.1	30-67	.448	12-32	.375	23-30	.767	3-17	20-2.2	16-0	21	15	5	8	95-10.6
ACC	1-1	36-36.0	3-4	.750	0-1	.000	3-5	.600	0-5	5-5.0	2-0	5	0	2	2	9-9.0
CAREER	81-18	1238-15.3	132-373	.354	51-163	.313	89-115	.774	23-80	103-1.3	84-1	99	92	14	29	404-5.0
ACC	34-2	509-15.0	53-156	.340	18-68	.265	32-45	.711	11-33	44-1.3	35-1	40	33	8	12	156-4.6

KT HARRELL

#24



Freshman • Guard • 6-4 • 204 • Montgomery, Ala. • Brewbaker Tech Magnet

2010-11 SEASON:

- Had 13 points (5-6 FG, 3-3 3FG) vs. Radford
- Had seven points at Virginia Tech
- Had seven points at #15 Minnesota
- Had 10 points vs. Wichita State
- Had 14 points and eight rebounds vs. Washington
- Had 13 points and five rebounds vs. William & Mary in his collegiate debut
- Had 10 points and five rebounds in the exhibition game vs. Roanoke College

SINGLE GAME BESTS

POINTS

Season: 14 vs. Washington (11/22/10)
 Career: 14 vs. Washington (11/22/10)
 ACC: 7 at Virginia Tech (12/5/10)

REBOUNDS

Season: 8 vs. Washington (11/22/10)
 Career: 8 vs. Washington (11/22/10)
 ACC: --

FG MADE

Season: 5 vs. W&M (11/12/10), Radford (12/7/10)
 Career: 5 vs. W&M (11/12/10), Radford (12/7/10)
 ACC: 3 at Virginia Tech (12/5/10)

FG ATTEMPTS

Season: 13 vs. W&M (11/12/10)
 Career: 13 vs. W&M (11/12/10)
 ACC: 8 at Virginia Tech (12/5/10)

3 PT FG MADE

Season: 3 vs. Radford (12/7/10)
 Career: 3 vs. Radford (12/7/10)
 ACC: 1 at Virginia Tech (12/5/10)

3 PT FG ATTEMPTS

Season: 4 vs. W&M (11/12/10), at Stan (11/18/10)
 Career: 4 vs. W&M (11/12/10), at Stan (11/18/10)
 ACC: 3 at Virginia Tech (12/5/10)

FT MADE

Season: 8 vs. Washington (11/22/10)
 Career: 8 vs. Washington (11/22/10)
 ACC: --

FT ATTEMPTS

Season: 13 vs. Washington (11/22/10)
 Career: 13 vs. Washington (11/22/10)
 ACC: --

ASSISTS

Season: 3 vs. USC Upstate (11/15/10)
 Career: 3 vs. USC Upstate (11/15/10)
 ACC: --

TURNOVERS

Season: 3 vs. Washington (11/22/10)
 Career: 3 vs. Washington (11/22/10)
 ACC: --

BLOCKS

Season: --
 Career: --
 ACC: --

STEALS

Season: 1 vs. USC Upstate (11/15/10)
 Career: 1 vs. USC Upstate (11/15/10)
 ACC: --

MINUTES

Season: 28 vs. W&M (11/12/10)
 Career: 28 vs. W&M (11/12/10)
 ACC: 16 at Virginia Tech (12/5/10)

2010-11 GAME-BY-GAME:


Opponent	GP-GS	FG-FGA	3FG-3FGA	FT-FTA	Off-Def	Total	A	TO	Blk	Stl	PF	Min	Pts
W&M	1-1	5-13	2-4	1-1	3-2	5	1	2	0	0	3	28	13
USC Upstate	2-2	2-3	1-2	0-2	0-2	2	3	2	0	1	3	19	5
at Stanford	3-2	1-5	1-4	0-0	0-0	0	0	1	0	0	2	12	3
vs. Washington	4-2	3-6	0-1	8-13	4-4	8	2	3	0	0	0	26	14
vs. Oklahoma	5-3	0-5	0-2	0-0	0-0	0	0	1	0	0	1	23	0
vs. Wichita St	6-4	4-5	2-2	0-1	1-0	1	0	0	0	0	3	25	10
at Minnesota	7-5	1-5	0-0	5-6	1-1	2	2	0	0	0	2	16	7
at Virginia Tech	8-5	3-8	1-3	0-0	0-0	0	0	0	0	0	0	16	7
Radford	9-5	5-6	3-3	0-0	0-2	2	1	1	0	0	4	16	13

CAREER STATISTICS

Year	G-GS	Min-Avg.	FG-FGA	Pct.	3FG-3FGA	Pct.	FT-FTA	Pct.	Off-Def.	Reb-Avg.	PF-DQ	Ast	TO	Blk	Stl	Pts-Avg
2010-11	9-5	181-20.1	24-56	.429	10-21	.476	14-23	.609	9-11	20-2.2	18-0	9	10	0	1	72-8.0
ACC	1-0	16-16.0	3-8	.375	1-3	.333	0-0	.000	0-0	0-0.0	0-0	0	0	0	0	7-7.0
CAREER	9-5	181-20.1	24-56	.429	10-21	.476	14-23	.609	9-11	20-2.2	18-0	9	10	0	1	72-8.0
ACC	1-0	16-16.0	3-8	.375	1-3	.333	0-0	.000	0-0	0-0.0	0-0	0	0	0	0	7-7.0

JOE HARRIS

#12



Freshman • Guard • 6-6 • 202 • Chelan, Wash. • Chelan

2010-11 SEASON:

- Had 14 points vs. Radford
- Had 10 points at Virginia Tech
- Had 24 points (8-12 FG, 4-6 3FG) and five rebounds at #15 Minnesota
- Had nine points and four rebounds vs. Wichita State
- Had eight points vs. Oklahoma
- Had 19 points and seven rebounds vs. Washington
- Had 12 points (4-7 3FG) at Stanford in first career start
- Had eight points and two rebounds vs. USC Upstate
- Had two points, four rebounds and three assists vs. William & Mary in his collegiate debut
- Had 10 points and five rebounds in the exhibition game vs. Roanoke College

SINGLE GAME BESTS

POINTS

Season: 24 at Minnesota (11/29/10)
 Career: 24 at Minnesota (11/29/10)
 ACC: 10 at Virginia Tech (12/5/10)

REBOUNDS

Season: 7 vs. Washington (11/22/10)
 Career: 7 vs. Washington (11/22/10)
 ACC: 3 at Virginia Tech (12/5/10)

FG MADE

Season: 8 vs. Wash (11/22/10), at Minn (11/29/10)
 Career: 8 vs. Wash (11/22/10), at Minn (11/29/10)
 ACC: 3 at Virginia Tech (12/5/10)

FG ATTEMPTS

Season: 14 vs. Radford (12/7/10)
 Career: 14 vs. Radford (12/7/10)
 ACC: 7 at Virginia Tech (12/5/10)

3 PT FG MADE

Season: 4 at Stan (11/18/10), at Minn (11/29/10)
 Career: 4 at Stan (11/18/10), at Minn (11/29/10)
 ACC: 2 at Virginia Tech (12/5/10)

3 PT FG ATTEMPTS

Season: 10 vs. Radford (12/7/10)
 Career: 10 vs. Radford (12/7/10)
 ACC: 3 at Virginia Tech (12/5/10)

FT MADE

Season: 4 at Minnesota (11/29/10)
 Career: 4 at Minnesota (11/29/10)
 ACC: 2 at Virginia Tech (12/5/10)

FT ATTEMPTS

Season: 4 at Minnesota (11/29/10)
 Career: 4 at Minnesota (11/29/10)
 ACC: 3 at Virginia Tech (12/5/10)

ASSISTS

Season: 3 vs. W&M (11/12/10)
 Career: 3 vs. W&M (11/12/10)
 ACC: 2 at Virginia Tech (12/5/10)

TURNOVERS

Season: 3 on four occasions
 Career: 3 on four occasions
 ACC: 3 at Virginia Tech (12/5/10)

BLOCKS

Season: 1 at VT (12/5/10), vs. Radford (12/7/10)
 Career: 1 at VT (12/5/10), vs. Radford (12/7/10)
 ACC: 1 at Virginia Tech (12/5/10)

STEALS

Season: 2 vs. Radford (12/7/10)
 Career: 2 vs. Radford (12/7/10)
 ACC: 1 at Virginia Tech (12/5/10)

MINUTES

Season: 37 vs. Wichita State (11/24/10)
 Career: 37 vs. Wichita State (11/24/10)
 ACC: 35 at Virginia Tech (12/5/10)

2010-11 GAME-BY-GAME:

Opponent	GP-GS	FG-FGA	3FG-3FGA	FT-FTA	Off-Def	Total	A	TO	Blk	Stl	PF	Min	Pts
W&M	1-0	1-4	0-2	0-0	2-2	4	3	1	0	1	3	18	2
USC Upstate	2-0	3-6	1-4	1-1	0-2	2	1	1	0	1	1	22	8
at Stanford	3-1	4-7	4-7	0-0	0-1	1	0	3	0	0	3	20	12
vs. Washington	4-2	8-13	2-4	1-1	4-3	7	0	3	0	0	2	32	19
vs. Oklahoma	5-3	3-4	2-2	0-0	1-1	2	1	3	0	0	4	21	8
vs. Wichita St	6-4	4-10	1-3	0-0	1-3	4	1	1	0	1	2	37	9
at Minnesota	7-5	8-12	4-6	4-4	0-5	5	1	1	0	1	1	35	24
at Virginia Tech	8-6	3-7	2-3	2-3	2-1	3	2	3	1	1	1	35	10
Radford	9-7	5-14	3-10	1-2	1-1	2	0	2	1	2	1	30	14

CAREER STATISTICS

Year	G-GS	Min-Avg.	FG-FGA	Pct.	3FG-3FGA	Pct.	FT-FTA	Pct.	Off-Def.	Reb-Avg.	PF-DQ	Ast	TO	Blk	Stl	Pts-Avg
2010-11	9-7	250-27.8	39-77	.506	19-41	.463	9-11	.818	11-19	30-3.3	18-0	9	18	2	7	106-11.8
ACC	1-1	35-35.0	3-7	.429	2-3	.667	2-3	.667	2-1	3-3.0	1-0	2	3	1	1	10-10.0
CAREER	9-7	250-27.8	39-77	.506	19-41	.463	9-11	.818	11-19	30-3.3	18-0	9	18	2	7	106-11.8
ACC	1-1	35-35.0	3-7	.429	2-3	.667	2-3	.667	2-1	3-3.0	1-0	2	3	1	1	10-10.0

AKIL MITCHELL

#25



Freshman • Forward • 6-8 • 221 • Charlotte, N.C. • Charlotte Christian School

2010-11 SEASON:

- Had two points at Virginia Tech
- Had four points and five rebounds vs. Washington
- Had four rebounds at Stanford
- Had three points and four rebounds vs. USC Upstate
- Had one rebound and one assist vs. William & Mary in his collegiate debut
- Had two points and five rebounds in the exhibition game vs. Roanoke College

SINGLE GAME BESTS

POINTS

Season: 4 vs. Washington (11/22/10)
 Career: 4 vs. Washington (11/22/10)
 ACC: 2 at Virginia Tech (12/5/10)

REBOUNDS

Season: 5 vs. Washington (11/22/10)
 Career: 5 vs. Washington (11/22/10)
 ACC: 1 at Virginia Tech (12/5/10)

FG MADE

Season: 2 vs. Washington (11/22/10)
 Career: 2 vs. Washington (11/22/10)
 ACC: 1 at Virginia Tech (12/5/10)

FG ATTEMPTS

Season: 4 vs. Washington (11/22/10)
 Career: 4 vs. Washington (11/22/10)
 ACC: 1 at Virginia Tech (12/5/10)

3 PT FG MADE

Season: --
 Career: --
 ACC: --

3 PT FG ATTEMPTS

Season: 1 vs. W&M (11/12/10)
 Career: 1 vs. W&M (11/12/10)
 ACC: --

FT MADE

Season: 1 vs. Upstate (11/15/10), Radford (12/7/10)
 Career: 1 vs. Upstate (11/15/10), Radford (12/7/10)
 ACC: --

FT ATTEMPTS

Season: 3 vs. Washington (11/22/10)
 Career: 3 vs. Washington (11/22/10)
 ACC: --

ASSISTS

Season: 1 vs. W&M (11/12/10), Wash (11/22/10)
 Career: 1 vs. W&M (11/12/10), Wash (11/22/10)
 ACC: --

TURNOVERS

Season: 2 at Virginia Tech (12/5/10)
 Career: 2 at Virginia Tech (12/5/10)
 ACC: 2 at Virginia Tech (12/5/10)

BLOCKS

Season: 1 vs. Washington (11/22/10)
 Career: 1 vs. Washington (11/22/10)
 ACC: --

STEALS

Season: 1 vs. USC Upstate (11/15/10)
 Career: 1 vs. USC Upstate (11/15/10)
 ACC: --

MINUTES

Season: 15 vs. Washington (11/22/10)
 Career: 15 vs. Washington (11/22/10)
 ACC: 14 at Virginia Tech (12/5/10)

2010-11 GAME-BY-GAME:


Opponent	GP-GS	FG-FGA	3FG-3FGA	FT-FTA	Off-Def	Total	A	TO	Blk	Stl	PF	Min	Pts
W&M	1-0	0-2	0-1	0-0	0-1	1	1	0	0	0	0	5	0
USC Upstate	2-0	1-3	0-0	1-2	0-4	4	0	0	0	1	0	11	3
at Stanford	3-0	0-0	0-0	0-0	0-4	4	0	0	0	0	2	9	0
vs. Washington	4-0	2-4	0-0	0-3	2-3	5	1	0	1	0	3	15	4
vs. Oklahoma	DNP												
vs. Wichita St	5-0	0-1	0-0	0-0	0-0	0	0	1	0	0	0	2	0
at Minnesota	DNP												
at Virginia Tech	6-0	1-1	0-0	0-0	1-0	1	0	2	0	0	2	14	2
Radford	7-0	0-3	0-0	1-2	1-2	3	0	0	0	0	1	7	1

CAREER STATISTICS

Year	G-GS	Min-Avg.	FG-FGA	Pct.	3FG-3FGA	Pct.	FT-FTA	Pct.	Off-Def.	Reb-Avg.	PF-DQ	Ast	TO	Blk	Stl	Pts-Avg
2010-11	7-0	63-9.0	4-14	.286	0-1	.000	2-7	.286	4-14	18-2.6	8-0	2	3	1	1	10-1.4
ACC	1-0	14-14.0	1-1	1.000	0-0	.000	0-0	.000	1-0	1-1.0	2-0	0	2	0	0	2-2.0
CAREER	7-0	63-9.0	4-14	.286	0-1	.000	2-7	.286	4-14	18-2.6	8-0	2	3	1	1	10-1.4
ACC	1-0	14-14.0	1-1	1.000	0-0	.000	0-0	.000	1-0	1-1.0	2-0	0	2	0	0	2-2.0

WILL REGAN

#4



Freshman • Forward • 6-8 • 222 • Williamsville, N.Y. • The Nichols School

2010-11 SEASON:

- Had two points and two rebounds vs. Oklahoma
- Had one point and three rebounds vs. Washington
- Had two points, one rebound and his first career block at Stanford
- Had three points (1-1 3FG) vs. William & Mary in his collegiate debut
- Had six points and three rebounds in the exhibition game vs. Roanoke College

SINGLE GAME BESTS

POINTS

Season: 3 vs. W&M (11/12/10)
 Career: 3 vs. W&M (11/12/10)
 ACC: --

REBOUNDS

Season: 3 vs. Washington (11/22/10)
 Career: 3 vs. Washington (11/22/10)
 ACC: --

FG MADE

Season: 1 on three occasions
 Career: 1 on three occasions
 ACC: --

FG ATTEMPTS

Season: 2 vs. Wash (11/22/10), at VT (12/5/10)
 Career: 2 vs. Wash (11/22/10), at VT (12/5/10)
 ACC: 2 at Virginia Tech (12/5/10)

3 PT FG MADE

Season: 1 vs. W&M (11/12/10)
 Career: 1 vs. W&M (11/12/10)
 ACC: --

3 PT FG ATTEMPTS

Season: 1 vs. W&M (11/12/10), at VT (12/5/10)
 Career: 1 vs. W&M (11/12/10), at VT (12/5/10)
 ACC: 1 at Virginia Tech (12/5/10)

FT MADE

Season: 1 vs. Washington (11/22/10)
 Career: 1 vs. Washington (11/22/10)
 ACC: --

FT ATTEMPTS

Season: 2 vs. Washington (11/22/10)
 Career: 2 vs. Washington (11/22/10)
 ACC: --

ASSISTS

Season: --
 Career: --
 ACC: --

TURNOVERS

Season: 1 vs. Oklahoma (11/23/10)
 Career: 1 vs. Oklahoma (11/23/10)
 ACC: --

BLOCKS

Season: 1 at Stanford (11/18/10)
 Career: 1 at Stanford (11/18/10)
 ACC: --

STEALS

Season: 1 vs. Washington (11/22/10)
 Career: 1 vs. Washington (11/22/10)
 ACC: --

MINUTES

Season: 11 vs. Washington (11/22/10)
 Career: 11 vs. Washington (11/22/10)
 ACC: 8 at Virginia Tech (12/5/10)

2010-11 GAME-BY-GAME:

Opponent	GP-GS	FG-FGA	3FG-3FGA	FT-FTA	Off-Def	Total	A	TO	Blk	Stl	PF	Min	Pts
W&M	1-0	1-1	1-1	0-0	0-0	0	0	0	0	0	0	6	3
USC Upstate	DNP												
at Stanford	2-0	1-1	0-0	0-0	0-1	1	0	0	1	0	1	6	2
vs. Washington	3-0	0-2	0-0	1-2	1-2	3	0	0	0	1	0	11	1
vs. Oklahoma	4-0	1-1	0-0	0-0	0-2	2	0	1	0	0	0	6	2
vs. Wichita St	5-0	0-0	0-0	0-0	0-0	0	0	0	0	0	1	3	0
at Minnesota	6-0	0-0	0-0	0-0	0-0	0	0	0	0	0	2	1	0
at Virginia Tech	7-0	0-2	0-1	0-0	0-0	0	0	0	0	0	1	8	0
Radford	8-0	0-0	0-0	0-0	0-0	0	0	0	0	0	0	6	0

CAREER STATISTICS

Year	G-GS	Min-Avg.	FG-FGA	Pct.	3FG-3FGA	Pct.	FT-FTA	Pct.	Off-Def.	Reb-Avg.	PF-DQ	Ast	TO	Blk	Stl	Pts-Avg
2010-11	8-0	47-5.9	3-7	.429	1-2	.500	1-2	.500	1-5	6-0.8	5-0	0	1	1	1	8-1.0
ACC	1-0	8-8.0	0-2	.000	0-1	.000	0-0	.000	0-0	0-0.0	1-0	0	0	0	0	0-0.0
CAREER	8-0	47-5.9	3-7	.429	1-2	.500	1-2	.500	1-5	6-0.8	5-0	0	1	1	1	8-1.0
ACC	1-0	8-8.0	0-2	.000	0-1	.000	0-0	.000	0-0	0-0.0	1-0	0	0	0	0	0-0.0

MIKE SCOTT

#23



Senior • Forward • 6-8 • 242 • Chesapeake, Va. • Hargrave Military Academy

2010-11 SEASON:

- Tri-Captain
- ACC Player of the Week (Dec. 6)
- Has had a double-double in each of the last five games, becoming the first Cavalier to post five consecutive double-doubles since Ralph Sampson in 1983
- Had 10 pts and 13 rebs vs. Radford for his 24th career double-double (sixth this season)
- Had 21 pts and 13 rebs at Virginia Tech
- Had 17 pts and 12 rebs at #15 Minnesota
- Had 16 pts and 10 rebs vs. Wichita State
- Scored a career-high 27 points and had 15 rebounds vs. Oklahoma
- Had 11 points vs. Washington
- Had 19 points and 12 rebounds vs. USC Upstate
- Had 18 points and nine rebounds vs. William & Mary
- Had a career-high 20 consecutive made free throw streak from 11/12-11/23
- Won the EA SPORTS video game championship at the Maui Invitational, defeating UConn's Kemba Walker in the final

SINGLE GAME BESTS

POINTS

Season: 27 vs. Oklahoma (11/23/10)
 Career: 27 vs. Oklahoma (11/23/10)
 ACC: 21 vs. VT (1/28/10), at VT (12/5/10)

REBOUNDS

Season: 15 vs. Oklahoma (11/23/10)
 Career: 18 vs. VMI (11/16/08)
 ACC: 13 at VT (2/13/10), at VT (12/5/10)

FG MADE

Season: 9 at Virginia Tech (12/5/10)
 Career: 11 vs. VMI (11/16/08)
 ACC: 9 at Virginia Tech (12/5/10)

FG ATTEMPTS

Season: 15 vs. Okla (11/23/10), at Minn (11/29/10)
 Career: 16 vs. VT (1/28/10), at VT (2/13/10)
 ACC: 16 vs. VT (1/28/10), at VT (2/13/10)

3 PT FG MADE

Season: 1 at Virginia Tech (12/5/10)
 Career: 2 vs. Georgia Tech (3/13/08)
 ACC: 2 vs. Georgia Tech (3/13/08)

3 PT FG ATTEMPTS

Season: 1 at Virginia Tech (12/5/10)
 Career: 2 on three occasions
 ACC: 2 on three occasions

FT MADE

Season: 13 vs. Oklahoma (11/23/10)
 Career: 13 vs. Oklahoma (11/23/10)
 ACC: 10 at Maryland (1/20/09)

FT ATTEMPTS

Season: 15 vs. Oklahoma (11/23/10)
 Career: 15 vs. Oklahoma (11/23/10)
 ACC: 10 at Maryland (1/20/09)

ASSISTS

Season: 3 vs. Wich St (11/24/10), at Minn (11/29/10)
 Career: 4 at Syracuse (11/28/08)
 ACC: 3 on three occasions

TURNOVERS

Season: 6 vs. Radford (12/7/10)
 Career: 6 vs. Radford (12/7/10)
 ACC: 4 vs. Maryland (3/7/09)

BLOCKS

Season: 2 vs. Radford (12/7/10)
 Career: 3 vs. Duke (3/5/08), vs. Richmond (3/18/08)
 ACC: 3 vs. Duke (3/5/08)

STEALS

Season: 1 vs. W&M (11/12/10), at Stan (11/18/10)
 Career: 3 on four occasions
 ACC: 3 vs. FSU (1/24/09), vs. Clemson (2/15/09)

MINUTES

Season: 38 at Minn (11/29/10), at VT (12/5/10)
 Career: 40 vs. Clemson (2/15/09), vs. VT (1/28/10)
 ACC: 40 vs. Clemson (2/15/09), vs. VT (1/28/10)

2010-11 GAME-BY-GAME:

Opponent	GP-GS	FG-FGA	3FG-3FGA	FT-FTA	Off-Def	Total	A	TO	Blk	Stl	PF	Min	Pts
W&M	1-1	7-13	0-0	4-6	2-7	9	0	3	1	1	2	32	18
USC Upstate	2-2	6-9	0-0	7-7	6-6	12	2	4	0	0	1	32	19
at Stanford	3-3	2-5	0-0	4-4	1-5	6	2	3	1	1	1	34	8
vs. Washington	4-4	5-12	0-0	1-1	1-3	4	0	1	0	0	3	28	11
vs. Oklahoma	5-5	7-15	0-0	13-15	7-8	15	2	0	0	0	3	34	27
vs. Wichita St	6-6	7-13	0-0	2-2	3-7	10	3	0	0	0	1	34	16
at Minnesota	7-7	6-15	0-0	5-6	3-9	12	3	2	0	0	3	38	17
at Virginia Tech	8-8	9-14	1-1	2-3	4-9	13	2	1	1	0	0	38	21
Radford	9-9	1-7	0-0	8-8	7-6	13	1	6	2	0	1	36	10

CAREER STATISTICS

Year	G-GS	Min-Avg.	FG-FGA	Pct.	3FG-3FGA	Pct.	FT-FTA	Pct.	Off-Def.	Reb-Avg.	PF-DQ	Ast	TO	Blk	Stl	Pts-Avg
2007-08	32-21	579-18.1	63-143	.441	4-10	.400	52-74	.703	67-101	168-5.3	69-1	15	25	12	20	182-5.7
ACC	16-14	310-19.4	30-77	.390	1-4	.250	20-33	.606	30-50	80-5.0	39-1	6	15	5	8	81-5.1
2008-09	28-19	774-27.6	111-204	.544	2-6	.333	63-85	.741	95-113	208-7.4	68-2	21	49	9	24	287-10.3
ACC	16-7	431-26.9	59-110	.536	2-2	1.000	39-52	.750	45-50	95-5.9	41-1	11	30	5	14	159-9.9
2009-10	28-25	768-27.4	143-283	.505	3-7	.429	46-64	.719	64-137	201-7.2	54-1	35	46	8	17	335-12.0
ACC	16-15	417-26.1	73-161	.453	3-6	.500	25-30	.833	33-62	95-5.9	26-0	18	27	4	11	174-10.9
2010-11	9-9	306-34.0	50-103	.485	1-1	1.000	46-52	.885	34-60	94-10.4	15-0	15	20	5	2	147-16.3
ACC	1-1	38-38.0	9-14	.643	1-1	1.000	2-3	.667	4-9	13-13.0	0-0	2	1	1	0	21-21.0
CAREER	97-74	2427-25.0	367-733	.501	10-24	.417	207-275	.753	260-411	671-6.9	206-4	86	140	34	63	951-9.8
ACC	49-37	1196-24.4	171-362	.472	7-13	.538	86-118	.729	112-171	283-5.8	106-2	37	73	15	33	435-8.9

ASSANE SENE

#5



Junior • Center • 7-0 • 239 • Saint-Louis, Senegal • South Kent (Conn.)

2010-11 SEASON:

- Had seven rebounds and three blocks vs. Radford
- Had four points, three rebounds and two blocks at Virginia Tech
- Had seven points (7-8 FT) and six rebounds at #15 Minnesota
- Had two points and two rebounds vs. Wichita State
- Had four points vs. Oklahoma
- Had two points vs. USC Upstate
- Had two points and two rebounds vs. William & Mary
- Had eight points, five rebounds and three blocks in the exhibition vs. Roanoke College

SINGLE GAME BESTS

POINTS

Season: 7 at Minnesota (11/29/10)
 Career: 8 vs. ORU (11/21/09), vs. Hampton (12/23/09)
 ACC: 6 at Virginia Tech (1/10/09)

REBOUNDS

Season: 7 vs. Radford (12/7/10)
 Career: 13 vs. Boston College (2/4/09)
 ACC: 13 vs. Boston College (2/4/09)

FG MADE

Season: 2 at Virginia Tech (12/5/10)
 Career: 3 on five occasions
 ACC: 3 at Virginia Tech (1/10/09)

FG ATTEMPTS

Season: 4 vs. Radford (12/7/10)
 Career: 8 vs. Xavier (1/3/09)
 ACC: 6 vs. Boston College (2/4/09)

3 PT FG MADE

Season: --
 Career: --
 ACC: --

3 PT FG ATTEMPTS

Season: --
 Career: --
 ACC: --

FT MADE

Season: 7 at Minnesota (11/29/10)
 Career: 7 at Minnesota (11/29/10)
 ACC: 2 vs. GT (1/13/10), at Md. (2/15/10)

FT ATTEMPTS

Season: 8 at Minnesota (11/29/10)
 Career: 8 at Minnesota (11/29/10)
 ACC: 3 at Duke (2/1/09)

ASSISTS

Season: --
 Career: 2 vs. Auburn (12/20/08)
 ACC: 1 at Md (2/15/10), vs. Duke (2/28/10)

TURNOVERS

Season: 3 at Virginia Tech (12/5/10)
 Career: 3 at Virginia Tech (12/5/10)
 ACC: 3 at Virginia Tech (12/5/10)

BLOCKS

Season: 3 vs. Radford (12/7/10)
 Career: 5 vs. Hampton (12/23/09)
 ACC: 4 at Virginia Tech (1/10/09)

STEALS

Season: 1 on three occasions
 Career: 1 on seven occasions
 ACC: 1 on three occasions

MINUTES

Season: 31 vs. Radford (12/7/10)
 Career: 33 vs. Xavier (1/3/09)
 ACC: 28 vs. Boston College (2/4/09)

2010-11 GAME-BY-GAME:

Opponent	GP-GS	FG-FGA	3FG-3FGA	FT-FTA	Off-Def	Total	A	TO	Blk	Stl	PF	Min	Pts
W&M	1-1	1-1	0-0	0-0	0-2	2	0	0	0	0	1	11	2
USC Upstate	2-2	1-2	0-0	0-0	0-0	0	0	2	0	0	3	13	2
at Stanford	3-3	0-1	0-0	0-0	1-1	2	0	0	0	0	4	14	0
vs. Washington	4-3	0-1	0-0	1-2	0-0	0	0	1	1	0	2	6	1
vs. Oklahoma	5-3	1-1	0-0	2-3	1-0	1	0	0	1	1	4	13	4
vs. Wichita St	6-3	0-2	0-0	2-2	2-0	2	0	0	0	0	2	8	2
at Minnesota	7-3	0-1	0-0	7-8	4-2	6	0	2	1	0	3	20	7
at Virginia Tech	8-4	2-3	0-0	0-0	1-2	3	0	3	2	1	3	16	4
Radford	9-5	0-4	0-0	0-2	1-6	7	0	0	3	1	2	31	0

CAREER STATISTICS

Year	G-GS	Min-Avg.	FG-FGA	Pct.	3FG-3FGA	Pct.	FT-FTA	Pct.	Off-Def.	Reb-Avg.	PF-DQ	Ast	TO	Blk	Stl	Pts-Avg
2008-09	22-16	381-17.3	25-65	.385	0-0	.000	6-21	.286	36-65	101-4.6	61-2	6	18	35	0	56-2.5
ACC	14-12	245-17.5	15-42	.357	0-0	.000	1-8	.125	24-36	60-4.3	35-1	0	12	20	0	31-2.2
2009-10	25-5	316-12.6	14-42	.333	0-0	.000	11-18	.611	27-63	90-3.6	50-1	4	13	19	4	39-1.6
ACC	14-2	176-12.6	4-15	.267	0-0	.000	4-5	.800	13-33	46-3.3	32-0	2	9	5	2	12-0.9
2010-11	9-5	132-14.7	5-16	.313	0-0	.000	12-17	.706	10-13	23-2.6	24-0	0	8	8	3	22-2.4
ACC	1-1	16-16.0	2-3	.667	0-0	.000	0-0	.000	1-2	3-3.0	3-0	0	3	2	1	4-4.0
CAREER	56-26	829-14.8	44-123	.358	0-0	.000	29-56	.518	73-141	214-3.8	135-3	10	39	62	7	117-2.1
ACC	29-15	437-15.1	21-60	.350	0-0	.000	5-13	.385	38-71	109-3.8	70-1	2	24	27	3	47-1.6

WILL SHERRILL

#22



Senior • Forward • 6-9 • 226 • New York, N.Y. • Phillips Academy Andover

2010-11 SEASON:

- Tri-Captain
- Suffered a fractured fibula in his right leg at Minnesota
- It is uncertain how long he will be out of action
- He will progress as his tolerance to activity indicates and will play when he is functional without pain; it is anticipated that will be in less than six weeks
- Had six points (2-2 3FG), a career-high three assists and tied a career high with three steals at #15 Minnesota
- Had 11 points (his third career double figure game) and five rebounds vs. Wichita State in a career-high 33 minutes
- Had 11 points and five rebounds vs. Oklahoma
- Had three points and two rebounds vs Washington in first start of the season
- Had eight points and five rebounds at Stanford
- Had two points vs. USC Upstate
- Had three points and tied a career high with six rebounds vs. William & Mary

SINGLE GAME BESTS

POINTS

Season: 11 vs. Okla (11/23/10), Wichita St (11/24/10)
 Career: 18 vs. Cleveland State (11/25/09)
 ACC: 9 vs. Maryland (3/6/10)

REBOUNDS

Season: 6 vs. William & Mary (11/12/10)
 Career: 6 on three occasions
 ACC: 5 vs. NC State (2/3/10)

FG MADE

Season: 4 vs. Okla (11/23/10), Wichita St (11/24/10)
 Career: 7 vs. Cleveland State (11/25/09)
 ACC: 4 vs. Maryland (3/6/10)

FG ATTEMPTS

Season: 10 vs. Oklahoma (11/23/10)
 Career: 10 vs. Oklahoma (11/23/10)
 ACC: 9 at Wake Forest (1/23/10)

3 PT FG MADE

Season: 3 vs. Okla (11/23/10), Wichita St (11/24/10)
 Career: 4 vs. Cleveland State (11/25/09)
 ACC: 1 on five occasions

3 PT FG ATTEMPTS

Season: 9 vs. Oklahoma (11/23/10)
 Career: 9 vs. Oklahoma (11/23/10)
 ACC: 5 at Wake Forest (1/23/10)

FT MADE

Season: --
 Career: 2 at USF (11/16/09)
 ACC: 1 at Clemson (3/3/09)

FT ATTEMPTS

Season: --
 Career: 2 on five occasions
 ACC: 2 at Clemson (3/3/09), vs. GT (1/13/10)

ASSISTS

Season: 3 at Minnesota (11/29/10)
 Career: 3 at Minnesota (11/29/10)
 ACC: 2 vs. Duke (2/28/10)

TURNOVERS

Season: 2 at Stanford (11/18/10)
 Career: 3 vs. Florida State (2/17/10)
 ACC: 3 vs. Florida State (2/17/10)

BLOCKS

Season: 1 vs. Wichita State (11/24/10)
 Career: 1 on five occasions
 ACC: 1 at NCSU (1/9/10), vs. FSU (2/17/10)

STEALS

Season: 3 at Minnesota (11/29/10)
 Career: 3 vs. Cleve St (11/25/09), at Minn (11/29/10)
 ACC: 2 on three occasions

MINUTES

Season: 33 vs. Wichita State (11/24/10)
 Career: 33 vs. Wichita State (11/24/10)
 ACC: 25 vs. Wake Forest (2/6/10)

2010-11 GAME-BY-GAME:

Opponent	GP-GS	FG-FGA	3FG-3FGA	FT-FTA	Off-Def	Total	A	TO	Blk	Stl	PF	Min	Pts
W&M	1-0	1-2	1-2	0-0	1-5	6	1	0	0	0	4	20	3
USC Upstate	2-0	1-5	0-2	0-0	0-1	1	1	0	0	0	0	24	2
at Stanford	3-0	3-4	2-2	0-0	1-4	5	0	2	0	0	2	15	8
vs. Washington	4-1	1-2	1-1	0-0	0-2	2	0	1	0	1	2	15	3
vs. Oklahoma	5-2	4-10	3-9	0-0	0-5	5	2	1	0	2	1	27	11
vs. Wichita St	6-3	4-5	3-4	0-0	1-4	5	0	1	1	1	3	33	11
at Minnesota	7-4	2-4	2-2	0-0	0-0	0	3	1	0	3	1	21	6
at Virginia Tech	DNP												
Radford	DNP												

CAREER STATISTICS

Year	G-GS	Min-Avg.	FG-FGA	Pct.	3FG-3FGA	Pct.	FT-FTA	Pct.	Off-Def.	Reb-Avg.	PF-DQ	Ast	TO	Blk	Stl	Pts-Avg
2007-08	7-0	12-1.7	3-3	1.000	1-1	1.000	0-0	.000	1-2	3-0.4	3-0	1	0	0	1	7-1.0
ACC	1-0	1-1.0	0-0	.000	0-0	.000	0-0	.000	0-0	0-0.0	0-0	0	0	0	0	0-0.0
2008-09	10-0	19-1.9	0-3	.000	0-1	.000	1-2	.500	2-1	3-0.3	2-0	1	2	0	0	1-0.1
ACC	5-0	5-1.0	0-1	.000	0-1	.000	1-2	.500	0-0	0-0.0	1-0	0	0	0	0	1-0.2
2009-10	30-7	462-15.4	35-93	.376	15-53	.283	4-8	.500	38-52	90-3.0	61-1	15	19	4	16	89-3.0
ACC	16-1	232-14.5	16-50	.320	5-28	.179	0-2	.000	21-23	44-2.8	36-1	5	12	2	9	37-2.3
2010-11	7-4	155-22.1	16-32	.500	12-22	.545	0-0	.000	3-21	24-3.4	13-0	7	6	1	7	44-6.3
ACC	--	--	--	--	--	--	--	--	--	--	--	--	--	--	--	--
CAREER	54-11	648-12.0	54-131	.412	28-77	.364	5-10	.500	44-76	120-2.2	79-1	24	27	5	24	141-2.6
ACC	22-1	238-10.8	16-51	.314	5-29	.172	1-4	.250	21-23	44-2.0	37-1	5	12	2	9	38-1.7

SAMMY ZEGLINSKI

#13



Junior • Guard • 6-1 • 185 • Philadelphia, Pa. • The William Penn Charter School

2010-11 SEASON:

- Had two assists and two steals vs. Radford
- Had three assists at Virginia Tech in his season debut
- Had an operation on Oct. 19 involving cartilage work on his left knee and missed the first seven games of the season

SINGLE GAME BESTS

POINTS

Season: --
 Career: 24 vs. Liberty (11/25/08)
 ACC: 19 at North Carolina (1/31/10)

REBOUNDS

Season: --
 Career: 8 on three occasions
 ACC: 8 at NCSU (1/9/10), at Clemson (2/20/10)

FG MADE

Season: --
 Career: 8 vs. Liberty (11/25/08), vs. BC (3/11/10)
 ACC: 6 vs. Clemson (2/15/09)

FG ATTEMPTS

Season: 3 at VT (12/5/10), vs. Radford (12/7/10)
 Career: 15 vs. Boston College (3/11/10)
 ACC: 12 vs. NCSU (2/3/10), at Clem (2/20/10)

3 PT FG MADE

Season: --
 Career: 6 vs. Liberty (11/25/08)
 ACC: 5 at North Carolina (1/31/10)

3 PT FG ATTEMPTS

Season: 3 vs. Radford (12/7/10)
 Career: 10 vs. Liberty (11/25/08), vs. BC (3/11/10)
 ACC: 9 at Georgia Tech (12/28/08)

FT MADE

Season: --
 Career: 4 on four occasions
 ACC: 4 on three occasions

FT ATTEMPTS

Season: --
 Career: 8 vs. Florida State (1/24/09)
 ACC: 8 vs. Florida State (1/24/09)

ASSISTS

Season: 3 at Virginia Tech (12/5/10)
 Career: 8 at Virginia Tech (1/10/09)
 ACC: 8 at Virginia Tech (1/10/09)

TURNOVERS

Season: --
 Career: 6 vs. Clemson (2/15/09)
 ACC: 6 vs. Clemson (2/15/09)

BLOCKS

Season: --
 Career: 2 vs. NJIT (12/21/09), vs. VT (1/28/10)
 ACC: 2 vs. Virginia Tech (1/28/10)

STEALS

Season: 2 vs. Radford (12/7/10)
 Career: 5 vs. Florida State (1/24/09)
 ACC: 5 vs. Florida State (1/24/09)

MINUTES

Season: 15 at Virginia Tech (12/5/10)
 Career: 40 vs. Virginia Tech (1/28/10)
 ACC: 40 vs. Virginia Tech (1/28/10)

2010-11 GAME-BY-GAME:

Opponent	GP-GS	FG-FGA	3FG-3FGA	FT-FTA	Off-Def	Total	A	TO	Blk	Stl	PF	Min	Pts
W&M	DNP												
USC Upstate	DNP												
at Stanford	DNP												
vs. Washington	DNP												
vs. Oklahoma	DNP												
vs. Wichita St	DNP												
at Minnesota	DNP												
at Virginia Tech	1-0	0-3	0-2	0-0	0-0	0	3	0	0	1	0	15	0
Radford	2-0	0-3	0-3	0-0	0-0	0	2	0	0	2	2	12	0

CAREER STATISTICS

Year	G-GS	Min-Avg.	FG-FGA	Pct.	3FG-3FGA	Pct.	FT-FTA	Pct.	Off-Def.	Reb-Avg.	PF-DQ	Ast	TO	Blk	Stl	Pts-Avg
2007-08	8-0	62-7.8	3-12	.250	1-7	.143	0-2	.000	3-6	9-1.1	8-0	15	9	1	3	7-0.9
ACC	--															
2008-09	28-15	669-23.9	82-213	.385	33-105	.314	20-35	.571	9-57	66-2.4	68-2	84	70	2	36	217-7.8
ACC	16-7	362-22.6	32-101	.317	12-56	.214	6-16	.375	6-27	33-2.1	33-0	44	37	0	18	82-5.1
2009-10	31-29	899-29.0	94-252	.373	61-162	.377	27-34	.794	12-107	119-3.8	63-0	80	57	8	38	276-8.9
ACC	16-14	461-28.8	38-128	.297	24-83	.289	15-18	.833	6-61	67-4.2	30-0	41	23	3	14	115-7.2
2010-11	2-0	27-13.5	0-6	.000	0-5	.000	0-0	.000	0-0	0-0.0	2-0	5	0	0	3	0-0.0
ACC	1-0	15-15.0	0-3	.000	0-2	.000	0-0	.000	0-0	0-0.0	0-0	3	0	0	1	0-0.0
CAREER	69-44	1657-24.0	179-483	.371	95-279	.341	47-71	.662	24-170	194-2.8	141-2	184	136	11	80	500-7.2
ACC	33-21	838-25.4	70-232	.302	36-141	.255	21-34	.618	12-88	100-3.0	63-0	88	60	3	33	197-6.0

2010-11 VIRGINIA MEN'S BASKETBALL GAME NOTES

VIRGINIA 76 November 12, 2010
WILLIAM & MARY 52 John Paul Jones Arena • Charlottesville, Va.

WILLIAM & MARY (0-1)

Player	FG	3FG	FT	O-D	Reb	PF	Pts	A	TO	Blk	Stl	Min
McDowell (F)	4-11	3-6	5-8	1-4	5	1	16	1	0	0	1	35
Gaillard (F)	5-8	0-1	0-0	0-3	3	4	10	2	0	0	0	31
Ludwick (F)	4-9	4-9	1-2	3-3	6	1	13	0	2	0	0	26
Brown (G)	1-4	0-3	0-0	0-2	2	1	2	1	2	0	1	30
Rum (G)	0-4	0-2	1-2	0-1	1	1	1	2	2	0	2	30
Boatner	0-3	0-3	0-0	0-1	1	0	0	1	0	0	0	16
Whitlatch	0-1	0-0	0-0	0-0	0	0	0	0	0	0	0	0+
Howard	0-0	0-0	0-0	0-0	0	0	0	0	0	0	0	3
Pavloff	0-1	0-1	0-0	0-1	1	0	0	0	0	0	0	3
Rusthoven	0-1	0-1	0-0	0-2	2	1	0	0	0	0	0	6
Heldring	0-0	0-0	0-0	0-0	0	0	0	0	0	0	0	4
Kitts	4-6	0-0	2-4	0-2	2	4	10	1	2	1	0	16
				1-3	4							
TOTALS	18-48	7-26	9-16	5-22	27	13	52	8	8	1	4	200
	.375	.269	.563									

VIRGINIA (1-0)

Player	FG	3FG	FT	O-D	Reb	PF	Pts	A	TO	Blk	Stl	Min
Scott (F)	7-13	0-0	4-6	2-7	9	2	18	0	3	1	1	32
Sene (C)	1-1	0-0	0-0	0-2	2	1	2	0	0	0	0	11
Evans (G)	3-4	0-0	0-0	0-2	2	0	6	7	1	0	1	31
Farrakhan (G)	3-8	3-7	1-2	0-4	4	1	10	1	1	0	2	28
Harrell (G)	5-13	2-4	1-1	3-2	5	3	13	1	2	0	0	28
Regan	1-1	1-1	0-0	0-0	0	0	3	0	0	0	0	6
Harris	1-4	0-2	0-0	2-2	4	3	2	3	1	0	1	18
Baron	6-8	5-6	2-2	0-0	0	1	19	3	0	0	1	21
Sherrill	1-2	1-2	0-0	1-5	6	4	3	1	0	0	0	20
Mitchell	0-2	0-1	0-0	0-1	1	0	0	1	0	0	0	5
Rogers	0-0	0-0	0-0	0-0	0	0	0	0	0	0	0	0+
				1-3	4							
TOTALS	28-56	12-23	8-11	9-28	37	15	76	17	8	1	6	200
	.500	.522	.727									

WILLIAM & MARY	27	25	52	Officials:	Karl Hess, Bill Covington, Jr., Tim Ebersole
VIRGINIA	28	48	76	Technical:	none
				Attendance:	10,003

STANFORD 81 November 18, 2010
VIRGINIA 60 Maples Pavilion • Stanford, Calif.

VIRGINIA (2-1)

Player	FG	3FG	FT	O-D	Reb	PF	Pts	A	TO	Blk	Stl	Min
Scott (F)	2-5	0-0	4-4	1-5	6	1	8	2	3	1	1	34
Sene (C)	0-1	0-0	0-0	1-1	2	4	0	0	0	0	0	14
Evans (G)	4-9	0-0	3-3	1-2	3	1	11	5	3	0	2	37
Farrakhan (G)	4-10	2-7	4-4	0-1	1	2	14	2	3	0	1	30
Harris (G)	4-7	4-7	0-0	0-1	1	3	12	0	3	0	0	20
Regan	1-1	0-0	0-0	0-1	1	1	2	0	0	1	0	6
Baron	1-5	0-4	0-0	0-1	1	0	2	2	1	0	0	23
Sherrill	3-4	2-2	0-0	1-4	5	2	8	0	2	0	0	15
Harrell	1-5	1-4	0-0	0-0	0	2	3	0	1	0	0	12
Mitchell	0-0	0-0	0-0	0-4	4	2	0	0	0	0	0	9
				1-0	1							
TOTALS	20-47	9-24	11-11	5-20	25	18	60	11	18	2	4	200
	.426	.375	1.000									

STANFORD (2-0)

Player	FG	3FG	FT	O-D	Reb	PF	Pts	A	TO	Blk	Stl	Min
Owens (F)	2-4	0-0	3-3	1-2	3	3	7	1	3	0	0	18
Powell (F)	5-5	0-0	0-0	1-0	1	3	10	1	0	0	0	25
Trotter (C)	1-3	0-1	0-0	0-5	5	4	2	0	1	0	0	23
Mann (G)	1-3	0-1	0-4	0-3	3	0	2	3	3	1	0	22
Green (G)	8-13	5-9	0-0	1-1	2	2	21	1	1	0	0	30
Bright	4-4	4-4	0-0	0-2	2	1	12	4	1	0	1	17
Brown	5-8	2-3	1-1	0-2	2	1	13	1	0	0	1	15
Nastic	0-2	0-0	1-2	2-1	3	1	1	0	1	0	0	7
Harris	0-0	0-0	1-2	0-0	0	0	1	0	1	0	0	9
Huestis	0-3	0-1	0-1	2-1	3	0	0	0	0	0	0	7
Zimmermann	5-12	2-4	0-1	3-2	5	1	12	2	1	1	0	25
Gage	0-0	0-0	0-0	0-0	0	0	0	0	0	0	0	2
				1-3	4							
TOTALS	31-57	13-23	6-14	11-22	33	16	81	13	12	2	2	200
	.544	.565	.429									

VIRGINIA	34	26	60	Officials:	Sean Corbin, Michael Stephens, John Gaffney
STANFORD	37	44	81	Technical:	none
				Attendance:	5,314

VIRGINIA 74 November 15, 2010
USC UPSTATE 54 John Paul Jones Arena • Charlottesville, Va.

USC UPSTATE (0-2)

Player	FG	3FG	FT	O-D	Reb	PF	Pts	A	TO	Blk	Stl	Min
Glenn (F)	2-5	0-1	0-0	2-4	6	2	4	0	0	0	2	24
Rogers (F)	3-4	2-3	0-0	0-1	1	2	8	2	0	1	0	21
Chavis (G)	2-9	2-8	2-2	0-0	0	1	8	2	3	0	1	34
Dukes (G)	6-8	5-5	2-5	0-1	1	1	19	2	1	0	3	27
Cook (G)	2-3	0-0	1-1	0-0	0	4	5	4	1	0	0	17
Porchea	0-0	0-0	0-0	0-0	0	1	0	0	0	0	0	2
Hash	0-1	0-1	0-0	0-0	0	1	0	0	0	0	0	2
Sloan	1-4	0-2	0-0	0-1	1	2	2	2	3	0	0	17
Uzochukwu	0-1	0-0	0-0	0-3	3	2	0	1	2	0	1	19
Craig	2-8	1-3	0-0	0-2	2	2	5	0	2	0	0	21
Olumuyiwa	1-1	0-0	1-2	0-1	1	1	3	0	0	1	0	16
				1-2	3							
TOTALS	19-44	10-23	6-10	3-15	38	19	54	13	13	2	7	200
	.432	.435	.600									

VIRGINIA (2-0)

Player	FG	3FG	FT	O-D	Reb	PF	Pts	A	TO	Blk	Stl	Min
Scott (F)	6-9	0-0	7-7	6-6	12	1	19	2	4	0	0	32
Sene (C)	1-2	0-0	0-0	0-0	0	3	2	0	2	0	0	13
Evans (G)	4-7	0-0	2-4	2-2	4	1	10	1	0	0	1	30
Farrakhan (G)	4-8	1-4	2-2	0-1	1	3	11	2	3	1	0	24
Harrell (G)	2-3	1-2	0-2	0-2	2	3	5	3	2	0	1	19
Harris	3-6	1-4	1-1	0-2	2	1	8	1	1	0	1	22
Baron	3-4	2-3	6-7	0-3	3	2	14	3	0	0	2	25
Sherrill	1-5	0-2	0-0	0-1	1	0	2	1	0	0	0	24
Mitchell	1-3	0-0	1-2	0-4	4	0	3	0	0	0	1	11
				3-3	6							
TOTALS	25-47	5-15	19-25	11-24	35	14	74	13	12	1	6	200
	.532	.333	.760									

USC UPSTATE	28	26	54	Officials:	Ray Natili, Bernard Clinton, Louie Andrakakos
VIRGINIA	31	43	74	Technical:	none
				Attendance:	7,751

#13 WASHINGTON 106 November 22, 2010
VIRGINIA 63 Lahaina Civic Center • Lahaina, Hawaii

VIRGINIA (2-2)

Player	FG	3FG	FT	O-D	Reb	PF	Pts	A	TO	Blk	Stl	Min
Sherrill (F)	1-2	1-1	0-0	0-2	2	2	3	0	1	0	1	15
Scott (F)	5-12	0-0	1-1	1-3	4	3	11	0	1	0	0	28
Evans (G)	1-3	0-0	1-2	1-0	1	4	3	3	6	0	0	20
Farrakhan (G)	1-8	0-4	2-2	0-1	1	0	4	3	2	0	0	25
Harris (G)	8-13	2-4	1-1	4-3	7	2	19	0	3	0	0	32
Regan	0-2	0-0	1-2	1-2	3	0	1	0	0	0	1	11
Sene	0-1	0-0	1-2	0-0	0	2	1	0	1	1	0	6
Baron	1-7	1-6	0-0	0-2	2	1	3	0	0	0	2	21
Harrell	3-6	0-1	8-13	4-4	8	0	14	2	3	0	0	26
Mitchell	2-4	0-0	0-3	2-3	5	3	4	1	0	1	0	15
Rogers	0-0	0-0	0-0	0-0	0	0	0	0	0	0	0	1
				0-1	1							
TOTALS	22-58	4-16	15-26	13-21	34	17	63	9	17	2	4	200
	.379	.250	.577									

WASHINGTON (3-0)

Player	FG	3FG	FT	O-D	Reb	PF	Pts	A	TO	Blk	Stl	Min
Bryan-Amanning (F)	3-4	0-0	2-2	1-3	4	2	8	0	2	0	0	17
Gant (F)	3-7	1-1	0-1	1-3	4	4	7	0	1	1	0	22
Gaddy (G)	6-9	0-2	0-0	0-1	1	1	12	6	1	0	0	26
Thomas (G)	7-11	3-5	1-2	0-6	6	0	18	4	1	0	1	24
Holiday (G)	4-10	2-2	1-2	4-5	9	3	11	2	0	1		

2010-11 VIRGINIA MEN'S BASKETBALL GAME NOTES

VIRGINIA 74 November 23, 2010
OKLAHOMA 56 Lahaina Civic Center • Lahaina, Hawaii

OKLAHOMA (3-2)

Player	FG	3FG	FT	O-D	Reb	PF	Pts	A	TO	Blk	Stl	Min
Fitzgerald (F)	3-4	0-0	3-3	1-2	3	4	9	0	2	0	0	19
Thompson (F)	0-3	0-0	0-0	0-0	0	0	0	0	2	0	0	9
Pledger (G)	2-7	1-4	0-0	1-0	1	2	5	1	0	0	0	26
Clark (G)	0-2	0-1	0-2	0-2	2	1	0	0	3	1	0	26
Davis (G)	6-12	3-7	0-1	1-4	5	2	15	2	1	1	2	33
Washington	2-6	0-0	0-0	1-4	5	2	4	0	0	3	0	18
Newell	1-3	0-1	0-0	0-3	3	1	2	3	1	0	0	10
Blair	2-2	0-0	0-0	0-2	2	2	4	2	4	0	1	25
Neal	4-6	2-4	6-6	1-5	6	2	16	1	3	0	0	24
Honore	0-0	0-0	1-2	0-3	3	2	1	0	1	0	0	10
				0-0	0							
TOTALS	20-45	6-17	10-14	5-25	30	18	56	9	17	5	3	200
	.444	.353	.714									

VIRGINIA (3-2)

Player	FG	3FG	FT	O-D	Reb	PF	Pts	A	TO	Blk	Stl	Min
Sherrill (F)	4-10	3-9	0-0	0-5	5	1	11	2	1	0	2	27
Scott (F)	7-15	0-0	13-15	7-8	15	3	27	2	0	0	0	34
Evans (G)	2-3	0-0	1-2	0-5	5	1	5	6	0	0	3	27
Harris (G)	3-4	2-2	0-0	1-1	2	4	8	1	3	0	0	21
Harrell (G)	0-5	0-2	0-0	0-0	0	1	0	0	1	0	0	23
Farrakhan	5-7	0-0	0-3	0-0	0	2	10	3	2	0	2	33
Regan	1-1	0-0	0-0	0-2	2	0	2	0	1	0	0	6
Sene	1-1	0-0	2-3	1-0	1	4	4	0	0	1	1	13
Baron	2-6	2-5	1-4	0-1	1	0	7	0	1	0	0	16
				0-1	1							
TOTALS	25-52	7-18	17-27	9-23	32	16	74	14	9	1	8	200
	.481	.389	.630									

OKLAHOMA	25	31	56
VIRGINIA	40	34	74

Officials: Jeff Nichols, Chris Rastatter, Ken Ditty
 Technicals: Oklahoma coach Jeff Capel
 Attendance: 2,400

WICHITA STATE 70 November 24, 2010
VIRGINIA 58 Lahaina Civic Center • Lahaina, Hawaii

WICHITA STATE (3-1)

Player	FG	3FG	FT	O-D	Reb	PF	Pts	A	TO	Blk	Stl	Min
Ellis (F)	2-5	0-0	0-0	1-3	4	0	4	1	0	0	0	18
Durley (F)	5-12	4-4	3-4	0-0	0	0	17	1	1	0	0	27
Ragland (G)	2-5	2-3	4-4	1-2	3	5	10	4	1	0	1	28
Hatch (G)	1-2	1-1	3-4	2-2	4	3	6	1	2	0	0	23
Kyles (G)	2-5	1-2	0-0	0-0	0	2	5	1	0	0	0	22
Williams	1-3	0-2	0-0	0-2	2	1	2	1	0	0	2	12
Smith	2-3	0-1	1-2	1-1	2	0	5	1	0	0	0	9
Murry	3-10	0-3	7-8	2-6	8	2	13	4	2	0	2	25
Blair	1-3	0-0	0-0	2-5	7	0	2	0	2	1	1	21
Stutz	3-4	0-0	0-0	0-2	2	3	6	1	2	2	0	15
				3-1	4							
TOTALS	22-52	8-16	18-22	12-24	36	16	70	15	10	3	6	200
	.423	.500	.818									

VIRGINIA (3-3)

Player	FG	3FG	FT	O-D	Reb	PF	Pts	A	TO	Blk	Stl	Min
Sherrill (F)	4-5	3-4	0-0	1-4	5	3	11	0	1	1	1	33
Scott (F)	7-13	0-0	2-2	3-7	10	1	16	3	0	0	0	34
Evans (G)	3-11	0-2	4-8	0-3	3	4	10	5	4	0	1	34
Harris (G)	4-10	1-3	0-0	1-3	4	2	9	1	1	0	1	37
Harrell (G)	4-5	2-2	0-1	1-0	1	3	10	0	0	0	0	25
Farrakhan	0-1	0-0	0-0	0-0	0	4	0	0	3	1	1	13
Regan	0-0	0-0	0-0	0-0	0	1	0	0	0	0	0	3
Sene	0-2	0-0	2-2	2-0	2	2	2	0	0	0	0	8
Baron	0-3	0-2	0-0	0-1	1	0	0	0	0	0	0	11
Mitchell	0-1	0-0	0-0	0-0	0	0	0	0	1	0	0	2
				1-2	3							
TOTALS	22-51	6-13	8-13	9-20	29	20	58	9	10	2	4	200
	.431	.462	.615									

WICHITA STATE	35	35	70
VIRGINIA	31	27	58

Officials: Sean Hull, Tony Padilla, Ryan Wells
 Technicals: none
 Attendance: 2,400

VIRGINIA 87 November 29, 2010
#15 MINNESOTA 79 Williams Arena • Minneapolis, Minn.

VIRGINIA (4-3)

Player	FG	3FG	FT	O-D	Reb	PF	Pts	A	TO	Blk	Stl	Min
Sherrill (F)	2-4	2-2	0-0	0-0	0	1	6	3	1	0	3	21
Scott (F)	6-15	0-0	5-6	3-9	12	3	17	3	2	0	0	38
Evans (G)	1-2	0-0	1-2	0-1	1	4	3	5	3	0	1	28
Harris (G)	8-12	4-6	4-4	0-5	5	1	24	1	1	0	1	35
Harrell (G)	1-5	0-0	5-6	1-1	2	2	7	2	0	0	0	16
Farrakhan	8-14	4-5	3-4	2-3	5	1	23	4	0	0	0	34
Regan	0-0	0-0	0-0	0-0	0	2	0	0	0	0	0	1
Sene	0-1	0-0	7-8	4-2	6	3	7	0	2	1	0	20
Baron	0-2	0-0	0-0	0-1	1	1	0	1	2	0	0	7
				1-3	4							
TOTALS	26-55	10-13	25-30	11-25	36	18	87	19	11	1	5	200
	.473	.769	.833									

MINNESOTA (6-1)

Player	FG	3FG	FT	O-D	Reb	PF	Pts	A	TO	Blk	Stl	Min
Mbakwe (F)	6-10	0-0	6-8	5-6	11	5	18	1	1	5	1	29
Sampson (F)	1-2	0-0	0-0	0-4	4	4	2	0	1	1	0	21
Ahanmisi (G)	1-2	0-0	0-0	0-0	0	0	2	3	1	0	0	16
Hollins (G)	2-3	0-0	2-2	0-0	0	3	6	1	2	0	3	26
Hoffarber (G)	7-14	5-11	0-1	1-4	5	0	19	5	1	0	2	34
Walker	1-1	0-0	0-0	1-1	2	1	2	0	0	0	0	6
Armelin	3-7	1-3	0-2	0-0	0	5	7	1	1	0	0	13
Williams	1-1	0-0	0-0	0-3	3	0	2	0	2	0	1	7
Joseph	5-12	3-8	3-5	0-1	1	1	16	2	0	0	0	24
Iverson	2-6	0-0	1-2	2-2	4	3	5	2	2	1	0	24
				1-0	1							
TOTALS	29-58	9-22	12-20	10-21	31	22	79	15	11	7	7	200
	.500	.409	.600									

VIRGINIA	29	58	87
MINNESOTA	39	40	79

Officials: Mike Sanzere, Paul Janssen, John Cahill
 Technicals: none
 Attendance: 12,089

VIRGINIA 57 December 5, 2010
VIRGINIA TECH 54 Cassell Coliseum • Blacksburg, Va.

VIRGINIA (5-3, 1-0)

Player	FG	3FG	FT	O-D	Reb	PF	Pts	A	TO	Blk	Stl	Min
Scott (F)	9-14	1-1	2-3	4-9	13	0	21	2	1	1	0	38
Sene (C)	2-3	0-0	0-0	1-2	3	3	4	0	3	2	1	16
Evans (G)	2-6	0-0	0-0	0-2	2	3	4	4	1	0	0	19
Farrakhan (G)	3-4	0-1	3-5	0-5	5	2	9	5	0	2	2	36
Harris (G)	3-7	2-3	2-3	2-1	3	1	10	2	3	1	1	35
Regan	0-2	0-1	0-0	0-0	0	1	0	0	0	0	0	8
Zeglinski	0-3	0-2	0-0	0-0	0	0	0	0	3	0	0	15
Baron	0-1	0-1	0-0	0-0	0	0	0	0	0	0	0	3
Harrell	3-8	1-3	0-0	0-0	0	0	7	0	0	0	0	16
Mitchell	1-1	0-0	0-0	1-0	1	2	2	0	2	0	0	14
				2-1	3							
TOTALS	23-49	4-12	7-11	10-20	30	12	57	16	10	6	5	200
	.469	.333	.636									

VIRGINIA TECH (4-4, 0-1)

Player	FG	3FG	FT	O-D	Reb	PF	Pts	A	TO	Blk	Stl	Min
Allen (F)	6-14	0-3	0-0	2-7	9	5	12	2	2	2	1	38
Bell (F)	2-2	1-1	0-0	0-3	3	4	5	2	2	2	1	33
Davila (F)	2-8	0-0	0-0	2-5	7	0	4	1	2	3	0	35
Hudson (G)	2-7	1-3	0-0	0-2	2	2	5	1	2	0	1	31
Delaney (G)	10-15	4-7	2-2	2-1	3	3	26	1	3	0	1	40
Green	0-2	0-1	2-2	0-0	0	2	2	1	0	0	0	16
Atkins	0-2	0-0	0-0	2-0	2	0	0	0	0	0	0	3
Eddie	0-1	0-0	0-0	0-1	1	0	0	0	0	0	0	4
				1-0	1							
TOTALS	22-51	6-15	4-4	9-19	28	16	54	8	11	7	4	200
	.431	.400	1.000</									

2010-11 VIRGINIA MEN'S BASKETBALL GAME NOTES

VIRGINIA **54** December 7, 2010
RADFORD **44** John Paul Jones Arena • Charlottesville, Va.

RADFORD (2-6)

Player	FG	3FG	FT	O-D	Reb	PF	Pts	A	TO	Blk	Stl	Min
Edwards (F)	1-3	0-0	0-0	1-0	1	3	2	1	2	0	0	16
Cerrah (F)	3-5	0-0	1-1	0-2	2	5	7	0	4	0	0	21
Robinson (G)	0-1	0-0	0-1	0-4	4	4	0	2	1	0	0	27
Faulkner (G)	3-5	2-3	1-2	0-2	2	0	9	1	0	0	0	29
Sonmez (G)	6-16	1-4	2-2	0-6	6	1	15	1	3	0	2	35
Mitchell	1-2	1-1	0-0	0-0	0	0	3	0	0	0	1	7
Smith	3-8	0-1	2-2	1-3	4	3	8	1	3	0	1	20
Dickerson	0-1	0-1	0-0	0-0	0	0	0	0	0	0	0	3
Spagnolo	0-0	0-0	0-0	0-4	4	0	0	0	1	0	1	19
Abele	0-1	0-0	0-0	1-1	2	2	0	0	3	0	0	9
Curry	0-1	0-0	0-0	0-0	0	2	0	0	1	1	0	13
Winegarner	0-1	0-0	0-0	0-0	0	0	0	0	0	0	0	1
TOTALS	17-44	4-10	6-8	6-24	30	20	44	6	19	1	5	200
	.386	.400	.750									

VIRGINIA (6-3)

Player	FG	3FG	FT	O-D	Reb	PF	Pts	A	TO	Blk	Stl	Min
Scott (F)	1-7	0-0	8-8	7-6	13	1	10	1	6	2	0	36
Sene (C)	0-4	0-0	0-2	1-6	7	2	0	0	0	3	1	31
Evans (G)	0-2	0-0	2-2	0-1	1	3	2	2	3	0	3	26
Farrakhan (G)	2-7	2-4	8-8	1-2	3	1	14	1	1	1	0	30
Harris (G)	5-14	3-10	1-2	1-1	2	1	14	0	2	1	2	30
Regan	0-0	0-0	0-0	0-0	0	0	0	0	0	0	0	6
Zeglinski	0-3	0-3	0-0	0-0	0	2	0	2	0	0	2	12
Baron	0-1	0-1	0-0	0-0	0	0	0	1	0	0	0	6
Harrell	5-6	3-3	0-0	0-2	2	4	13	1	1	0	0	16
Mitchell	0-3	0-0	1-2	1-2	3	1	1	0	0	0	0	7
				1-3	4							
TOTALS	13-47	8-21	20-24	12-23	35	15	54	8	13	7	8	200
	.277	.381	.833									

RADFORD	19	25	44
VIRGINIA	32	22	54

Officials: Tim Nestor, William Humes, Sean Casady
 Technicals: none
 Attendance: 8,242

2010-11 VIRGINIA MEN'S BASKETBALL GAME NOTES

VIRGINIA TEAM AND INDIVIDUAL HIGHS FOR THE 2010-11 SEASON

Team		Individual	
Points:	87 at Minnesota	Points:	27 Mike Scott vs. Oklahoma
FG Att:	58 vs. Washington (22-58)	FG Att:	15 Mike Scott (7-15) vs. Oklahoma; Scott (6-15) at Minnesota
FG Made:	28 vs. William and Mary (28-56)	FG Made:	9 Mike Scott (9-14) at Virginia Tech
FG %:	53.2 vs. USC Upstate (25-47)	FG %:⁽¹⁾	83.3 KT Harrell (5-6) vs. Radford
3-FG Att:	24 at Stanford (9-24)	3-FG Att:	10 Joe Harris (3-10) vs. Radford
3-FG Made:	12 vs. William and Mary (12-23)	3-FG Made:	5 Billy Baron (5-6) vs. William and Mary
3-FG %:	76.9 at Minnesota (10-13)	3-FG %:⁽²⁾	100.0 KT Harrell (3-3) vs. Radford
FT Att:	30 at Minnesota (25-30)	FT Att:	15 Mike Scott (13-15) vs. Oklahoma
FT Made:	25 at Minnesota (25-30)	FT Made:	13 Mike Scott (13-15) vs. Oklahoma
FT %:	100.0 at Stanford (11-11)	FT %:⁽¹⁾	100.0 Mike Scott (8-8) vs. Radford
			Mustapha Farrakhan (8-8) vs. Radford
Rebounds:	37 vs. William and Mary	Rebounds:	15 Mike Scott vs. Oklahoma
Assists:	19 at Minnesota	Assists:	7 Jontel Evans vs. William and Mary
Turnovers:	18 at Stanford	Turnovers:	6 Jontel Evans vs. Washington
			Mike Scott vs. Radford
Blocks:	7 vs. Radford	Blocks:	3 Assane Sene vs. Radford
Steals:	8 vs. Oklahoma, Radford	Steals:	3 on three occasions
Fouls:	20 vs. Wichita State		

OPPONENT TEAM AND INDIVIDUAL HIGHS FOR THE 2010-11 SEASON

Team		Individual	
Points:	106 by Washington	Points:	26 Malcolm Delaney (Virginia Tech)
FG Att:	69 by Washington (40-69)	FG Att:	16 Gorkem Sonmez (6-16, Radford)
FG Made:	40 by Washington (40-69)	FG Made:	10 Malcolm Delaney (10-15, Virginia Tech)
FG %:	58.0 by Washington (40-69)	FG %:⁽¹⁾	100.0 Dwight Powell (5-5, Stanford)
3-FG Att:	26 by Washington (17-26)	3-FG Att:	11 Blake Hofferbar (5-11, Minnesota)
	by William and Mary (7-26)	3-FG Made:	5 on three occasions
3-FG Made:	17 by Washington (17-26)	3-FG %:⁽²⁾	100.0 Tony Dukes (5-5, USC Upstate)
3-FG %:	65.4 by Washington (17-26)	FT Att:	8 on three occasions
FT Att:	22 by Wichita State (18-22)	FT Made:	7 Toure Murry (7-8, Wichita State)
FT Made:	18 by Wichita State (18-22)	FT %:⁽¹⁾	100.0 Tyler Neal (6-6, Oklahoma)
FT %:	100.0 by Virginia Tech (4-4)	Rebounds:	11 Trevor Mbakwe (Minnesota)
Rebounds:	39 by Washington	Assists:	6 Abdul Gaddy (Washington)
Assists:	22 by Washington	Turnovers:	4 Carl Blair (Oklahoma)
Turnovers:	19 by Radford		Tolga Cerrah (Radford)
		Blocks:	5 Trevor Mbakwe (Minnesota)
Blocks:	7 by Minnesota, Virginia Tech	Steals:	6 Justin Holiday (Washington)
Steals:	8 by Washington		
Fouls:	22 by Minnesota		

VIRGINIA AND OPPONENT TEAM LOWS FOR THE 2010-11 SEASON

Virginia		Opponent	
Points:	54 vs. Radford	Points:	44 by Radford
FG Att:	47 on three occasions	FG Att:	44 by USC Upstate (19-44), Radford (17-44)
FG Made:	13 vs. Radford (13-47)	FG Made:	17 by Radford (17-44)
FG %:	27.7 vs. Radford (13-47)	FG %:	37.5 by William and Mary (18-48)
3-FG Att:	12 at Virginia Tech (4-12)	3-FG Att:	10 by Radford (4-10)
3-FG Made:	4 vs. Washington (4-16), at Virginia Tech (4-12)	3-FG Made:	4 by Radford (4-10)
3-FG %:	25.0 vs. Washington (4-16)	3-FG %:	26.9 by William and Mary (7-26)
FT Att:	11 on three occasions	FT Att:	4 by Virginia Tech (4-4)
FT Made:	7 at Virginia Tech (7-11)	FT Made:	4 by Virginia Tech (4-4)
FT %:	57.7 vs. Washington (15-26)	FT %:	42.9 by Stanford (6-14)
Rebounds:	25 at Stanford	Rebounds:	18 by USC Upstate
Assists:	8 vs. Radford	Assists:	6 by Radford
Turnovers:	8 vs. William and Mary	Turnovers:	8 by William and Mary
Blocks:	1 on four occasions	Blocks:	1 by William and Mary, Radford
Steals:	4 on three occasions	Steals:	2 by Stanford
Fouls:	12 at Virginia Tech	Fouls:	13 by William and Mary

(1) - min 5 attempts

(2) - min 3 attempts

2010-11 VIRGINIA MEN'S BASKETBALL GAME NOTES

THE CAVALIERS' RECORD IN 2010-11 WHEN UVa:

leads at halftime.....	5-0
trails at halftime.....	1-3
tied at halftime.....	0-0
goes into overtime.....	0-0
leads by 10 or more points.....	6-1
trails by 10 or more points.....	1-3
shoots 50% or better.....	2-0
shoots less than 50%.....	4-3
shoots less than 45%.....	1-3
shoots less than 40%.....	1-1
opponent shoots 50% or better.....	1-2
opponent shoots less than 50%.....	5-1
opponent shoots less than 45%.....	5-1
opponent shoots less than 40%.....	2-0
has higher FG% than opponent.....	4-1
has lower FG% than opponent.....	2-2
has same FG% as opponent.....	0-0
outrounds its opponent.....	6-0
is outrebounded by opponent.....	0-3
has same rebounds as opponent.....	0-0
has more offensive rebounds than opponent.....	6-1
has fewer offensive rebounds than opponent.....	0-2
has same offensive rebounds as opponent.....	0-0
has fewer turnovers than opponent.....	4-0
has more turnovers than opponent.....	0-2
has same turnovers as opponent.....	2-1
has fewer than 10 turnovers.....	2-0
opponent has fewer than 10 turnovers.....	1-1
shoots more FTs than opponent.....	5-1
shoots fewer FTs than opponent.....	1-2
shoots the same FTs as opponent.....	0-0
has game decided by 10 points or less.....	3-0
has game decided by 5 points or less.....	1-0
scores <60 points.....	2-1
scores 60-69 points.....	0-2
scores 70-79 points.....	3-0
scores 80-89 points.....	1-0
scores 90+ points.....	0-0
allows <60 points.....	5-0
allows 60-69 points.....	0-0
allows 70-79 points.....	1-1
allows 80-89 points.....	0-1
allows 90+ points.....	0-1
wins the tip.....	3-2
loses the tip.....	3-1

VIRGINIA IN ITS 6 WINS:

UVa's FG percentage.....	45.8 (140-306)
UVa's FT percentage.....	75.0 (96-128)
UVa's 3FG percentage.....	45.1 (46-102)
UVa's offensive rebounds /game.....	10.3 (62)
UVa's rebounds/game.....	34.2 (205)
UVa's rebound margin/game.....	+6.9 (34.2-27.3)
UVa's assists/game.....	14.5 (87)
UVa's turnovers/game.....	10.5 (63)
UVa's points/game.....	70.3 (422)
Opponent's FG percentage.....	43.1 (125-290)
Opponent's points/game.....	56.5 (339)
Opponent's turnovers/game.....	13.2 (79)
Opponent's FT attempts/game.....	12.0 (72)

VIRGINIA IN ITS 3 LOSSES:

UVa's FG percentage.....	41.0 (64-156)
UVa's FT percentage.....	68.0 (34-50)
UVa's 3FG percentage.....	35.8 (19-53)
UVa's offensive rebounds /game.....	9.0 (27)
UVa's rebounds/game.....	29.3 (88)
UVa's rebound margin/game.....	-6.7 (29.3-36.0)
UVa's assists/game.....	9.7 (29)
UVa's turnovers/game.....	15.0 (45)
UVa's points/game.....	60.3 (181)
Opponent's FG percentage.....	52.2 (93-178)
Opponent's 3FG percentage.....	58.5 (38-65)
Opponent's points/game.....	85.7 (257)
Opponent's turnovers/game.....	10.3 (31)
Opponent's FT attempts/game.....	16.3 (49)

ADDITIONAL TEAM INFORMATION ...

Largest halftime lead:
 Largest halftime deficit:
 Largest halftime deficit overcome in a victory:
 Largest halftime lead surrendered in a loss:
 Largest deficit overcome in a victory:
 Largest lead surrendered in a loss:
 Largest deficit at any time:
 Largest lead at any time:
 Most consecutive points scored:
 Most consecutive points allowed:

15 vs. Oklahoma, Nov. 23 (40-25)
 24 vs. Washington, Nov. 22 (31-55)
 10 at Minnesota, Nov. 29 (29-39)
 --
 13 at Minnesota, Nov. 29 (trailed 29-42 @ 19:37, 2nd Half)
 16 vs. Wichita State, Nov. 24 (led 20-4 @ 12:36, 1st Half)
 48 vs. Washington, Nov. 22 (57-105 @ 2:00, 2nd Half)
 24 vs. William & Mary, Nov. 12 (76-52 - final score)
 22 vs. Radford, Dec. 7
 10 by Washington, Nov. 22; by Wichita State, Nov. 24

2010-11 VIRGINIA MEN'S BASKETBALL GAME NOTES

VIRGINIA'S LEADING PERFORMERS IN 2010-11 ...

OPPONENT	SCORE	POINTS	REBOUNDS	ASSISTS
William and Mary	76-52	Billy Baron (19)	Mike Scott (9)	Jontel Evans (7)
USC Upstate	74-54	Mike Scott (19)	Mike Scott (12)	KT Harrell, Billy Baron (3)
at Stanford	60-81	Mustapha Farrakhan (14)	Mike Scott (6)	Jontel Evans (5)
vs. Washington	63-106	Joe Harris (19)	KT Harrell (8)	Mustapha Farrakhan, Jontel Evans (3)
vs. Oklahoma	74-56	Mike Scott (27)	Mike Scott (15)	Jontel Evans (6)
vs. Wichita State	58-70	Mike Scott (16)	Mike Scott (10)	Jontel Evans (5)
at Minnesota	87-79	Joe Harris (24)	Mike Scott (12)	Jontel Evans (5)
at Virginia Tech	57-54	Mike Scott (21)	Mike Scott (13)	Mustapha Farrakhan (5)
Radford	54-44	Mustapha Farrakhan (14) Joe Harris (14)	Mike Scott (13)	Jontel Evans (2) Sammy Zeglinski (2)

LED VIRGINIA IN...

SCORING

	'11	'10	'09	'08	Career
Scott	4	9	2	-	15
Harris	3				3
Farrakhan	2	-	-	-	2
Zeglinski	-	1	1	-	2
Baron	1				1

REBOUNDING

	'11	'10	'09	'08	Career
Scott	8	20	13	8	49
Sene	-	3	5		8
Zeglinski	-	6	1	-	7
Harrell	1				1
Evans	-	1			1
Sherrill	-	1	-	-	1

ASSISTS

	'11	'10	'09	'08	Career
Zeglinski	1	11	13	-	25
Evans	7	7			14
Farrakhan	2	9	2	-	13
Scott	-	2	3	-	5
Baron	1				1
Harrell	1				1
Sherrill	-	1	-	-	1

2010-11 Virginia Basketball
Virginia Season Schedule/Results & Leaders (as of Dec 07, 2010)
All games

RECORD:	OVERALL	HOME	AWAY	NEUTRAL
ALL GAMES	6-3	3-0	2-1	1-2
CONFERENCE	1-0	0-0	1-0	0-0
NON-CONFERENCE	5-3	3-0	1-1	1-2

Date	Opponent	Score	Att.	High Points	High Rebounds
11/12/10	WILLIAM& MARY	W 76-52	10003	(19)Billy Baron	(9)Mike Scott
11/15/10	USC UPSTATE	W 74-54	7751	(19)Mike Scott	(12)Mike Scott
11/18/10	at Stanford	60-81 L	5314	(14)Mustapha Farrakhan	(6)Mike Scott
11-22-10	vs Washington	63-106 L	2400	(19)Joe Harris	(8)KT Harrell
11-23-10	vs Oklahoma	W 74-56	2400	(27)Mike Scott	(15)Mike Scott
11-24-10	vs Wichita State	58-70 L	2400	(16)Mike Scott	(10)Mike Scott
11/29/10	at Minnesota	W 87-79	12089	(24)Joe Harris	(12)Mike Scott
12/05/10	*at Virginia Tech	W 57-54	9847	(21)Mike Scott	(13)Mike Scott
12/07/10	RADFORD	W 54-44	8242	(14)Joe Harris (14)Mustapha Farrakhan	(13)Mike Scott

* - Conference game

Attendance Summary	Games	Attend	Avg/Game
Home	3	25996	8665
Away	3	27250	9083
Neutral	3	7200	2400
Total	9	60446	6716

2010-11 Virginia Basketball
Virginia Points-Rebounds-Assists (as of Dec 07, 2010)
All games

Opponent	Date	Score		01	02	04	05	12	13	15
				EVANS,JONT	FARRAKHAN	REGAN,WILL	SENE,ASSAN	HARRIS,JOE	ZEGLINSKI,	BARON,BILL
WILLIAM & MARY	11/12/10	76-52	w	6-2-7	10-4-1	3-0-0	2-2-0	2-4-3	DNP	19-0-3
USC UPSTATE	11/15/10	74-54	w	10-4-1	11-1-2	DNP	2-0-0	8-2-1	DNP	14-3-3
at Stanford	11/18/10	60-81	L	11-3-5	14-1-2	2-1-0	0-2-0	12-1-0	DNP	2-1-2
vs Washington	11-22-10	63-106	L	3-1-3	4-1-3	1-3-0	1-0-0	19-7-0	DNP	3-2-0
vs Oklahoma	11-23-10	74-56	w	5-5-6	10-0-3	2-2-0	4-1-0	8-2-1	DNP	7-1-0
vs Wichita State	11-24-10	58-70	L	10-3-5	0-0-0	0-0-0	2-2-0	9-4-1	DNP	0-1-0
at Minnesota	11/29/10	87-79	w	3-1-5	23-5-4	0-0-0	7-6-0	24-5-1	DNP	0-1-1
at Virginia Tech	12/05/10	57-54	w	4-2-4	9-5-5	0-0-0	4-3-0	10-3-2	0-0-3	0-0-0
RADFORD	12/07/10	54-44	w	2-1-2	14-3-1	0-0-0	0-7-0	14-2-0	0-0-2	0-0-1

Opponent	Date	Score		22	23	24	25	32
				SHERRILL,W	SCOTT,MIKE	HARRELL,KT	MITCHELL,A	ROGERS,THO
WILLIAM & MARY	11/12/10	76-52	w	3-6-1	18-9-0	13-5-1	0-1-1	0-0-0
USC UPSTATE	11/15/10	74-54	w	2-1-1	19-12-2	5-2-3	3-4-0	DNP
at Stanford	11/18/10	60-81	L	8-5-0	8-6-2	3-0-0	0-4-0	DNP
vs Washington	11-22-10	63-106	L	3-2-0	11-4-0	14-8-2	4-5-1	0-0-0
vs Oklahoma	11-23-10	74-56	w	11-5-2	27-15-2	0-0-0	DNP	DNP
vs Wichita State	11-24-10	58-70	L	11-5-0	16-10-3	10-1-0	0-0-0	DNP
at Minnesota	11/29/10	87-79	w	6-0-3	17-12-3	7-2-2	DNP	DNP
at Virginia Tech	12/05/10	57-54	w	DNP	21-13-2	7-0-0	2-1-0	DNP
RADFORD	12/07/10	54-44	w	DNP	10-13-1	13-2-1	1-3-0	DNP

2010-11 Virginia Basketball
Virginia Team Game-by-Game Comparison (as of Dec 07, 2010)
All games

Opponent	1st	2nd	Score	Mar	Total FG	FG Pct	3-Pointers	3FG Pct	Free Throws	FT Pct	Rebounds	Assist	T/Over	Block	Steal	Fouls
WILLIAM & MARY	28/27	48/25	76-52	+24	28-56/18-48	.500/.375	12-23/7-26	.522/.269	8-11/9-16	.727/.563	37/27 +10	17/8	8/8	1/1	6/4	15/13
USC UPSTATE	31/28	43/26	74-54	+20	25-47/19-44	.532/.432	5-15/10-23	.333/.435	19-25/6-10	.760/.600	35/18 +17	13/13	12/13	1/2	6/7	14/19
Stanford	34/37	26/44	60-81	(21)	20-47/31-57	.426/.544	9-24/13-23	.375/.565	11-11/6-14	1000/.429	25/33 (8)	11/13	18/12	2/2	4/2	18/16
Washington	31/55	32/51	63-106	(43)	22-58/40-69	.379/.580	4-16/17-26	.250/.654	15-26/9-13	.577/.692	34/39 (5)	9/22	17/9	2/4	4/8	17/21
Oklahoma	40/25	34/31	74-56	+18	25-52/20-45	.481/.444	7-18/6-17	.389/.353	17-27/10-14	.630/.714	32/30 +2	14/9	9/17	1/5	8/3	16/18
Wichita State	31/35	27/35	58-70	(12)	22-51/22-52	.431/.423	6-13/8-16	.462/.500	8-13/18-22	.615/.818	29/36 (7)	9/15	10/10	2/3	4/6	20/16
Minnesota	29/39	58/40	87-79	+8	26-55/29-58	.473/.500	10-13/9-22	.769/.409	25-30/12-20	.833/.600	36/31 +5	19/15	11/11	1/7	5/7	18/22
Virginia Tech	36/24	21/30	57-54	+3	23-49/22-51	.469/.431	4-12/6-15	.333/.400	7-11/4-4	.636/1000	30/28 +2	16/8	10/11	6/7	5/4	12/16
RADFORD	32/19	22/25	54-44	+10	13-47/17-44	.277/.386	8-21/4-10	.381/.400	20-24/6-8	.833/.750	35/30 +5	8/6	13/19	7/1	8/5	15/20

Note: Game totals are displayed in the format TEAM/OPPONENT for each category

2010-11 Virginia Basketball
Virginia Game-by-Game Highs (as of Dec 07, 2010)
All games

Opponent	Date	Score	Points	Rebounds	Assists	Steals	Blocked shots
WILLIAM & MARY	11/12/10	76-52	19-Billy Baron	9-Mike Scott	7-Jontel Evans	2-Mustapha Farrakhan	1-Mike Scott
USC UPSTATE	11/15/10	74-54	19-Mike Scott	12-Mike Scott	3-KT Harrell Billy Baron	2-Billy Baron	1-Mustapha Farrakhan
at Stanford	11/18/10	60-81	14-Mustapha Farrakhan	6-Mike Scott	5-Jontel Evans	2-Jontel Evans	1-Mike Scott Will Regan
vs Washington	11-22-10	63-106	19-Joe Harris	8-KT Harrell	3-Mustapha Farrakhan Jontel Evans	2-Billy Baron	1-Assane Sene Akil Mitchell
vs Oklahoma	11-23-10	74-56	27-Mike Scott	15-Mike Scott	6-Jontel Evans	3-Jontel Evans	1-Assane Sene
vs Wichita State	11-24-10	58-70	16-Mike Scott	10-Mike Scott	5-Jontel Evans	1-Jontel Evans Mustapha Farrakhan Will Sherrill Joe Harris	1-Mustapha Farrakhan Will Sherrill
at Minnesota	11/29/10	87-79	24-Joe Harris	12-Mike Scott	5-Jontel Evans	3-Will Sherrill	1-Assane Sene
at Virginia Tech	12/05/10	57-54	21-Mike Scott	13-Mike Scott	5-Mustapha Farrakhan	2-Mustapha Farrakhan	2-Assane Sene Mustapha Farrakhan
RADFORD	12/07/10	54-44	14-Mustapha Farrakhan Joe Harris	13-Mike Scott	2-Jontel Evans Sammy Zeglinski	3-Jontel Evans	3-Assane Sene

2010-11 Virginia Basketball
Virginia Team Game-by-Game (as of Dec 07, 2010)
All games

TEAM STATISTICS

Opponent	Date	Score		Total		3-Pointers		Free throws		Rebounds				pf	a	t/o	blk	stl	pts	avg
				fg-fga	pct	3fg-fga	pct	ft-fta	pct	off	def	tot	avg							
WILLIAM & MARY	11/12/10	76-52	W	28-56	.500	12-23	.522	8-11	.727	9	28	37	37.0	15	17	8	1	6	76	76.0
USC UPSTATE	11/15/10	74-54	W	25-47	.532	5-15	.333	19-25	.760	11	24	35	36.0	14	13	12	1	6	74	75.0
at Stanford	11/18/10	60-81	L	20-47	.426	9-24	.375	11-11	1.000	5	20	25	32.3	18	11	18	2	4	60	70.0
vs Washington	11-22-10	63-106	L	22-58	.379	4-16	.250	15-26	.577	13	21	34	32.8	17	9	17	2	4	63	68.2
vs Oklahoma	11-23-10	74-56	W	25-52	.481	7-18	.389	17-27	.630	9	23	32	32.6	16	14	9	1	8	74	69.4
vs Wichita State	11-24-10	58-70	L	22-51	.431	6-13	.462	8-13	.615	9	20	29	32.0	20	9	10	2	4	58	67.5
at Minnesota	11/29/10	87-79	W	26-55	.473	10-13	.769	25-30	.833	11	25	36	32.6	18	19	11	1	5	87	70.3
at Virginia Tech	12/05/10	57-54	W	23-49	.469	4-12	.333	7-11	.636	10	20	30	32.2	12	16	10	6	5	57	68.6
RADFORD	12/07/10	54-44	W	13-47	.277	8-21	.381	20-24	.833	12	23	35	32.6	15	8	13	7	8	54	67.0
Virginia		603		204-462	.442	65-155	.419	130-178	.730	89	204	293	32.6	145	116	108	23	50	603	67.0
Opponents		596		218-468	.466	80-178	.449	80-121	.661	72	200	272	30.2	161	109	110	32	46	596	66.2

Games played: 9
Points/game: 67.0
FG Pct: 44.2
3FG Pct: 41.9
FT Pct: 73.0

Rebounds/game: 32.6
Assists/game: 12.9
Turnovers/game: 12.0
Assist/turnover ratio: 1.1
Steals/game: 5.6
Blocks/game: 2.6

2010-11 Virginia Basketball
Virginia Overall Team Statistics (as of Dec 07, 2010)
All games

TEAM STATISTICS	VA	OPP
SCORING	603	596
Points per game	67.0	66.2
Scoring margin	+0.8	-
FIELD GOALS-ATT	204-462	218-468
Field goal pct	.442	.466
3 POINT FG-ATT	65-155	80-178
3-point FG pct	.419	.449
3-pt FG made per game	7.2	8.9
FREE THROWS-ATT	130-178	80-121
Free throw pct	.730	.661
F-Throws made per game	14.4	8.9
REBOUNDS	293	272
Rebounds per game	32.6	30.2
Rebounding margin	+2.3	-
ASSISTS	116	109
Assists per game	12.9	12.1
TURNOVERS	108	110
Turnovers per game	12.0	12.2
Turnover margin	+0.2	-
Assist/turnover ratio	1.1	1.0
STEALS	50	46
Steals per game	5.6	5.1
BLOCKS	23	32
Blocks per game	2.6	3.6
WINNING STREAK	3	-
Home win streak	3	-
ATTENDANCE	25996	34450
Home games-Avg/Game	3-8665	3-9083
Neutral site-Avg/Game	-	3-2400

Score by Periods	1st	2nd	Totals
Virginia	292	311	603
Opponents	289	307	596

2010-11 Virginia Basketball
Virginia Season Box Score (as of Dec 07, 2010)
All games

RECORD:	OVERALL	HOME	AWAY	NEUTRAL
ALL GAMES	6-3	3-0	2-1	1-2
CONFERENCE	1-0	0-0	1-0	0-0
NON-CONFERENCE	5-3	3-0	1-1	1-2

##	Player	gp-gs	min	avg	Total			3-Point		F-Throw		Rebounds				pf	dq	a	to	blk	stl	pts	avg
					fg-fga	fg%	3fg-fga	3fg%	ft-fa	ft%	off	def	tot	avg									
23	Mike Scott	9-9	306	34.0	50-103	.485	1-1	1.000	46-52	.885	34	60	94	10.4	15	0	15	20	5	2	147	16.3	
12	Joe Harris	9-7	250	27.8	39-77	.506	19-41	.463	9-11	.818	11	19	30	3.3	18	0	9	18	2	7	106	11.8	
02	Mustapha Farrakhan	9-6	253	28.1	30-67	.448	12-32	.375	23-30	.767	3	17	20	2.2	16	0	21	15	5	8	95	10.6	
24	KT Harrell	9-5	181	20.1	24-56	.429	10-21	.476	14-23	.609	9	11	20	2.2	18	0	9	10	0	1	72	8.0	
22	Will Sherrill	7-4	155	22.1	16-32	.500	12-22	.545	0-0	.000	3	21	24	3.4	13	0	7	6	1	7	44	6.3	
01	Jontel Evans	9-9	252	28.0	20-47	.426	0-2	.000	14-23	.609	4	18	22	2.4	21	0	38	21	0	12	54	6.0	
15	Billy Baron	9-0	133	14.8	13-37	.351	10-28	.357	9-13	.692	0	9	9	1.0	5	0	10	4	0	5	45	5.0	
05	Assane Sene	9-5	132	14.7	5-16	.313	0-0	.000	12-17	.706	10	13	23	2.6	24	0	0	8	8	3	22	2.4	
25	Akil Mitchell	7-0	63	9.0	4-14	.286	0-1	.000	2-7	.286	4	14	18	2.6	8	0	2	3	1	1	10	1.4	
04	Will Regan	8-0	47	5.9	3-7	.429	1-2	.500	1-2	.500	1	5	6	0.8	5	0	0	1	1	1	8	1.0	
32	Thomas Rogers	2-0	1	0.5	0-0	.000	0-0	.000	0-0	.000	0	0	0	0.0	0	0	0	0	0	0	0	0.0	
13	Sammy Zeglinski	2-0	27	13.5	0-6	.000	0-5	.000	0-0	.000	0	0	0	0.0	2	0	5	0	0	3	0	0.0	
Team											10	17	27					2					
Total.....		9	1800		204-462	.442	65-155	.419	130-178	.730	89	204	293	32.6	145	0	116	108	23	50	603	67.0	
Opponents.....		9	1800		218-468	.466	80-178	.449	80-121	.661	72	200	272	30.2	161	-	109	110	32	46	596	66.2	

Score by Periods	1st	2nd	Totals
Virginia	292	311	603
Opponents	289	307	596