

2010-11 VIRGINIA MEN'S BASKETBALL GAME NOTES



VIRGINIA CAVALIERS (3-3, 0-0 ACC)

AT #15 **MINNESOTA GOLDEN GOPHERS** (6-0, 0-0 B10)



NOVEMBER 29, 2010 • WILLIAMS ARENA • MINNEAPOLIS, MINN.

ESPN2 Dave O'Brien, Doris Burke

TONIGHT'S GAME

- UVa travels to Minnesota for the first game of the 2010 ACC/Big Ten Challenge
- It is the Cavaliers' second trip to Minneapolis in three years in the event
- The game is part of a span of six straight games away from home for UVa

SERIES HISTORY

- Virginia leads all-time series 4-2 (Minnesota leads 2-1 in Minneapolis)
- The teams have met three times in the ACC/Big Ten Challenge, with the home team winning all three times (UVa in 2003, Minn. in 1999 and 2008)
- The last meeting came in the 2008 ACC/Big Ten Challenge, a 66-56 Minnesota win at Williams Arena

ACC/BIG TEN CHALLENGE HISTORY

- Virginia has a 5-5 all-time record in the challenge (1-4 on the road)
- The Cavaliers have lost their last two games in the challenge
- Minnesota is just the second ranked opponent the Cavaliers have played in the challenge (lost 82-75 at #21 Michigan State in 2002-03, also following a Virginia trip to Maui)

AGAINST RANKED OPPONENTS

- Minnesota is the second ranked opponent the Cavaliers have played this season
- UVa lost to No. 13 Washington 106-63 in the first round of the Maui Invitational
- Last season, the Cavaliers were 3-3 against teams ranked in the AP poll

LAST TIME OUT

- Virginia suffered a 70-58 loss to Wichita State in the 5th place game in Maui
- Mike Scott (16 pts, 10 rebs) had his third double-double of the season
- Will Sherrill (11 pts), Jontel Evans (10 pts) and KT Harrell (10 pts) also scored in double figures

70 IS A MAGIC NUMBER

- Under Tony Bennett, Virginia is 14-1 when scoring at least 70 points
- The Cavaliers are 4-18 over the past two seasons when scoring under 70 points

POSSIBLE STARTING LINEUP

G	1	Jontel Evans	So.	7.5 ppg	3.0 rbg	4.5 apg
• At least five assists in four of six games this season						
G	12	Joe Harris	Fr.	9.7 ppg	3.3 rpg	1.0 apg
• Scored 19 points vs. Washington						
F	22	Will Sherrill	Sr.	6.3 ppg	4.0 rbg	0.7 apg
• Scored 11 points against both Oklahoma and Wichita State						
F	23	Mike Scott	Sr.	16.5 ppg	9.3 rbg	1.5 apg
• 21st career double-double came vs. Wichita State (16 pts, 10 rebs)						
G	24	KT Harrell	Fr.	7.5 ppg	2.7 rpg	1.0 apg
• 2009-10 Gatorade Alabama Player of the Year						

2010-11 SCHEDULE/RESULTS

Nov. 6	ROANOKE COLLEGE (ex)	W 82-50
Nov. 12	WILLIAM & MARY	W 76-52
Nov. 15	USC UPSTATE	W 74-54
Nov. 18	at Stanford	[FSN] L 60-81
Nov. 22	vs. #13 Washington ¹	[ESPN2] L 63-106
Nov. 23	vs. Oklahoma ¹	[ESPN2] W 74-56
Nov. 24	vs. Wichita State ¹	[ESPN2] L 58-70
Nov. 29	at #15 Minnesota ²	[ESPN2] 7:00 pm
Dec. 5	at Virginia Tech *	[FSN] 6:00 pm
Dec. 7	RADFORD	7:00 pm
Dec. 17	OREGON	[CSN] 8:00 pm
Dec. 20	NORFOLK STATE	7:00 pm
Dec. 22	SEATTLE	7:00 pm
Dec. 30	IOWA STATE	[CSN] 8:00 pm
Jan. 2	LSU	[FSN] 5:30 pm
Jan. 4	HOWARD	7:00 pm
Jan. 8	NORTH CAROLINA *	[ACC] 12:00 pm
Jan. 15	at Duke *	[ESPN] 2:00 pm
Jan. 19	at Boston College *	7:00 pm
Jan. 22	GEORGIA TECH *	[ACC] 12:00 pm
Jan. 27	MARYLAND *	[CSN] 7:00 pm
Jan. 29	at Wake Forest *	[ACC] 4:00 pm
Feb. 2	CLEMSON *	[ESPNU] 9:00 pm
Feb. 5	at Miami *	2:00 pm
Feb. 12	at Florida State *	[RSN] 3:00 pm
Feb. 16	DUKE *	[ESPN or ESPN2] 7:00 pm
Feb. 19	VIRGINIA TECH *	[ACC ^{split}] 1:00 pm
Feb. 23	at Georgia Tech *	[ESPNU] 7:00 pm
Feb. 26	BOSTON COLLEGE *	[RSN] 12:00 pm
Mar. 1	NC STATE *	[RSN] 7:00 pm
Mar. 5	at Maryland *	[ACC] 2:00 pm
Mar. 10-13	at ACC Tournament (Greensboro, N.C.)	

1 EA Sports Maui Invitational (Lahaina, Maui, Hawaii)

2 ACC/Big Ten Challenge

* ACC game

[ACC] - ACC Network (formerly Raycom), [RSN] - Regional Sports Networks

[CSN] - Comcast SportsNet Mid-Atlantic

Virginia Athletics Media Relations • 154 John Paul Jones Arena, PO Box 400853, Charlottesville, VA 22904 • Office: (434) 982-5500 • Fax: (434) 982-5525

Rich Murray (Primary Men's Basketball Contact)
Steve Kirkland (Secondary Men's Basketball Contact)

Office: (434) 982-5530
Office: (434) 982-5535

Cell: (434) 981-4942
Cell: (434) 825-5241

Email: rmurray@virginia.edu
Email: skirkland@virginia.edu

2010-11 VIRGINIA MEN'S BASKETBALL GAME NOTES

RANKINGS (11/22)

ASSOCIATED PRESS

1. Duke	3-0
2. Michigan State	2-0
3. Ohio State	3-0
4. Kansas State	3-0
5. Pittsburgh	5-0
6. Kansas	3-0
7. Villanova	4-0
8. Kentucky	2-0
9. Syracuse	4-0
10. Purdue	3-0
11. Missouri	2-0
12. Baylor	3-0
13. Washington	2-0
14. Memphis	4-0
15. Minnesota	5-0
16. Florida	3-1
17. Georgetown	5-0
18. San Diego State	4-0
19. Illinois	4-1
20. Texas	3-1
21. Temple	2-0
22. Gonzaga	2-1
23. BYU	1-0
24. Tennessee	3-0
25. North Carolina	2-2

Others receiving votes:

Virginia Tech, West Virginia, Butler, Louisville, UNLV, Florida State, Vanderbilt, Georgia, Wichita State, UCLA, Connecticut, Arizona, Wisconsin, Richmond, Saint Mary's, Mississippi State, Iowa State, California, VMI, Xavier.

ESPN/USA TODAY

1. Duke	3-0
2. Michigan State	2-0
3. Ohio State	3-0
4. Kansas State	3-0
5. Pittsburgh	5-0
6. Kansas	3-0
7. Villanova	4-0
8. Purdue	3-0
9. Kentucky	2-0
10. Syracuse	4-0
11. Washington	2-0
12. Missouri	2-0
13. Baylor	3-0
14. Florida	3-1
15. Memphis	4-0
16. Georgetown	5-0
17. Minnesota	5-0
18. Gonzaga	2-1
19. Illinois	4-1
20. Temple	2-0
21. Texas	3-1
22. San Diego State	4-0
23. Butler	2-1
24. Tennessee	3-0
25. North Carolina	2-2

Others receiving votes:

BYU, West Virginia, Virginia Tech, UNLV, Florida State, Wisconsin, Louisville, Vanderbilt, Wichita State, UCLA, Dayton, Mississippi State, Richmond, Saint Mary's, Utah State, Xavier, New Mexico, Murray State, Northwestern, Arizona, Marquette, Maryland, Georgia, California, Texas A&M, NC State.

• 2010-11 Opponents

HOOS ON THE ROAD

- Tonight's game continues a stretch of six games away from home for the Cavaliers
- It is the first time since 1991-92 that UVa has played six straight regular season games away from home
- The six games are in four different time zones (Pacific, Hawaii, Central, Eastern)
- The road trip will total 11,505 miles

Charlottesville-Stanford	2,368
Stanford-Lahaina	2,356
Lahaina-Charlottesville	4,721
Charlottesville-Minneapolis	910
Minneapolis-Charlottesville	910
Charlottesville-Blacksburg	120
Blacksburg-Charlottesville	120
ROADTRIP TOTAL	11,505

SHARP-SHOOTING 'HOOS

- Virginia shot 50% or better from the field in the first two games this season (50% vs. William & Mary, 53.2% vs. USC Upstate)
- It was the first time the Cavaliers have shot at least 50% from the field in consecutive games since 2004-05 (57.1% vs. Clemson, 50.9% at Virginia Tech)

THEY CALL THEM FREE THROWS FOR A REASON

- Virginia went 11-11 from the free throw line at Stanford on Nov. 18
- It was the Cavaliers' first perfect game from the line since Feb. 28, 2009 vs. Wake (8-8)

LONG RANGE FIRING

- Virginia shot over 50% (52.2%, 12-23) from 3-point range against William & Mary
- It was UVa's first game over 50% from behind the arc since going 7-12 last season against Texas-Pan American
- 12 3-pointers were the most UVa has made since making 13 vs. Liberty in 2008-09
- Against W&M, Billy Baron had the highest Cavalier three-point shooting percentage in a game (83.3 percent, 5-6) since Mamadi Diane (83.3 percent, 5-6) against Arizona on November 12, 2006 (minimum of five attempts)

FIRST-YEARS SHINE IN DEBUT

- The Cavalier first-years made an impact in their collegiate debut against William & Mary
- Billy Baron, KT Harrell, Will Regan, Joe Harris, Akil Mitchell and Thomas Rogers combined for 37 points and 10 rebounds against the Tribe
- It was the most points scored by Cavalier first-years in a season opener since 2003-04 when the Cavalier freshmen combined for 40 points against Mt. St. Mary's (Gary Forbes-21, Donte Minter-12, J.R. Reynolds-7)
- Baron (19 pts) and Harrell (13) were the first Virginia freshman duo to score in double figures in an opener since 2005-06 (Mamadi Diane 17, Lars Mikalauskas 14 vs. Liberty)

CAVALIERS 11TH IN ACC PRESEASON POLL

- Virginia was selected 11th in the preseason poll at ACC Operation Basketball
- Reigning NCAA Champion Duke was the preseason favorite, followed by Virginia Tech, North Carolina, NC State, Florida State, Maryland, Clemson, Miami, Georgia Tech, Boston College, Virginia and Wake Forest

'HOOS BACK

- Six players return from last season's team that went 15-16 (5-11 ACC)
- Mike Scott is UVa's leading returning scorer (12.0 ppg) and rebounder (7.2 rbg)
- Sammy Zeglinski, UVa's leader in assists (80), steals (38) and 3-point field goals (61) also returns
- All six returning players averaged over 12.0 minutes per game last season

YOUNG CAVALIERS

- Seven of Virginia's 13 players are first years
- The seven true freshmen are a program record, breaking the previous high of six in 1989-90 (Blair Ford, Chris Havlicek, Ted Jeffries, Terry Kirby, Doug Smith, Shawn Wilson) and 2004-05 (T.J. Bannister, Jason Cain, Gary Forbes, Donte Minter, Vince Redd and J.R. Reynolds)

2010-11 VIRGINIA MEN'S BASKETBALL GAME NOTES

SCOTT DOUBLING IT UP

- Mike Scott has 21 career double-doubles (ranks ninth in UVa history)
- He had his third double-double of the season against Wichita State (16 pts, 10 rebs)

SPREADING THE WEALTH

- Virginia already has seven players with multiple double-figure scoring games this season
- Last year, the Cavaliers had just six players with multiple double-figure scoring games

LETS GET TROPICAL!!!

- Will Sherrill has three career double-figure scoring games, all coming outside the continental United States
- He scored a career-high 18 points last season against Cleveland State in Cancun
- This season, he scored 11 points against both Oklahoma and Wichita State in Maui

ZEGLINSKI OUT

- Sammy Zeglinski had an operation on Oct. 19 involving cartilage work on his left knee
- He is expected to be out approximately eight weeks

JOHNSON TO REDSHIRT

- Freshman forward James Johnson is expected to redshirt this season
- Virginia head coach Tony Bennett indicated that after Virginia's game with William & Mary on Nov. 12

AT JOHN PAUL JONES ARENA

- Virginia is 51-22 all-time at John Paul Jones Arena
- The Cavaliers were 11-6 at JPJA last season

TRI-CAPTAINS NAMED

- Mustapha Farrakhan, Mike Scott and Will Sherrill are the tri-captains for the 2010-11 season
- The three players make up this year's senior class

McKAY PARTICIPATING IN "SHOTS FROM THE HEART"

- Associate Head Coach Ritchie McKay is participating in "Shots from the Heart", a project designed to raise awareness for the growing problem of heart disease
- College basketball coaches are competing against one another in a free throw shooting tournament, which will benefit the American Heart Association
- The event also pays tribute to the late Skip Prosser who passed away on July 26, 2007 of a heart attack
- McKay defeated Charles Baker of Campbell in the first round of the assistant coaches division

THREE SIGN WITH VIRGINIA

- UVa signed three players to National Letters of Intent for the 2011 recruiting class
- The three players are 6-8 forward Darion Atkins of Clinton, Md.; 6-5 guard Malcolm Brogdon of Norcross, Ga.; and 6-7 wing Paul Jespersion of Merrill, Wisc.

UP NEXT

- The Cavaliers conclude their six-game road stretch on Sunday as they visit Virginia Tech
- It is the first ACC game of the season
- Game time in Blacksburg is 6 p.m. and the game will be televised nationally by FSN

UVa CAREER DOUBLE-DOUBLES

Ralph Sampson (80-83)	84
Travis Watson (00-03)	54
Scott McCandlish (70-72)	29
Norman Nolan (95-98)	26
Norm Carmichael (67-69)	25
Bill Gerry (69-71)	25
Junior Burrough (92-95)	25
Gus Gerard (73-74)	24
Mike Scott (08-pres.)	21

DOUBLE TIME

DOUBLE-DOUBLES

	2010-11	Career
Mike Scott	3	21

DOUBLE-FIGURE SCORING GAMES

	2010-11	Career
Mike Scott	5	47
Sammy Zeglinski	—	26
Mustapha Farrakhan	4	18
Jontel Evans	3	3
KT Harrell	3	3
Will Sherrill	2	3
Billy Baron	2	2
Joe Harris	2	2

20-POINT SCORING GAMES

	2010-11	Career
Mike Scott	1	5
Sammy Zeglinski	—	2

DOUBLE-FIGURE REBOUNDING GAMES

	2010-11	Career
Mike Scott	3	25
Assane Sene	—	5

ON THE LINE

CONSECUTIVE MADE FREE THROWS

	Current	Season High	Career High
Zeglinski	8	—	16
Scott	4	20	20
Sene	2	2	5
Harris	2	2	2
Farrakhan	—	8	19
Baron	—	7	7
Evans	—	3	4
Harrell	-	3	3
Mitchell	—	1	1
Regan	—	1	1
Sherrill	—	—	4

VIRGINIA'S CONSECUTIVE FREE THROW STREAKS OF 10 OR MORE THIS SEASON

20 Mike Scott 11/12-11/23

* active

AND ONES*

	2010-11	Career
Scott	3	11
Evans	2	2
Harrell	2	2
Harris	2	2
Sene	1	1
Farrakhan	—	5
Zeglinski	—	3 (1)

(#) - number of four-point plays

* Times making a basket when fouled and making the ensuing free throw too

2010-11 VIRGINIA MEN'S BASKETBALL GAME NOTES

2010-11 VIRGINIA CAVALIERS

No.	Player	Pos.	Yr.	Ht.	Hometown	PPG	RBG	Other	Minutes
1	Jontel Evans <i>• At least five assists in four of six games this season</i>	G	So.	5-11	Hampton, Va.	7.5	3.0	4.5 apg	29.8
2	Mustapha Farrakhan (<i>Moo-sta-fa Fair-uh-con</i>) <i>• Scored in double figures in each of the first three games of the season</i>	G	Sr.	6-4	Harvey, Ill.	8.2	1.2	1.8 apg	25.5
4	Will Regan (<i>Ree-gan</i>) <i>• 2010 New York State Class A Player of the Year</i>	F	Fr.	6-8	Williamsville, N.Y.	1.6	1.2	--	6.4
5	Assane Sene (<i>Uh-Sahn Sen</i>) <i>• 56 career blocks</i>	C	Jr.	7-0	Saint-Louis, Senegal	1.8	1.2	0.3 blk	10.8
12	Joe Harris <i>• Scored 19 points vs. Washington</i>	G	Fr.	6-6	Chelan, Wash.	9.7	3.3	1.0 apg	25.0
13	Sammy Zeglinski (<i>Zuh-glin-ski</i>) <i>• Out approximately eight weeks due to a knee operation on Oct. 19</i>	G	Jr.	6-1	Philadelphia, Pa.	--	--	--	--
15	Billy Baron <i>• Scored 19 points vs. William & Mary in collegiate debut</i>	G	Fr.	6-2	E. Greenwich, R.I.	7.5	1.3	1.3 apg	19.5
22	Will Sherrill <i>• Scored 11 points against both Oklahoma and Wichita State</i>	F	Sr.	6-9	New York, N.Y.	6.3	4.0	0.7 apg	22.3
23	Mike Scott <i>• 21st career double-double came vs. Wichita State (16 pts, 10 rebs)</i>	F	Sr.	6-8	Chesapeake, Va.	16.5	9.3	1.5 apg	32.3
24	KT Harrell <i>• 2009-10 Gatorade Alabama Player of the Year</i>	G	Fr.	6-4	Montgomery, Ala.	7.5	2.7	1.0 apg	22.2
25	Akil Mitchell (<i>Ah-keel</i>) <i>• 2010 North Carolina Independent School Athletic Association All-State</i>	F	Fr.	6-8	Charlotte, N.C.	1.4	2.8	0.4 apg	8.4
32	Thomas Rogers <i>• Joined the program as a walk-on</i>	G	Fr.	6-6	Farmville, Va.	0.0	0.0	--	0.5
34	James Johnson <i>• Top 100 recruit by Scout.com and ESPNU, plans to redshirt this season</i>	F	Fr.	6-9	Wildomar, Calif.	--	--	--	--

HEAD COACH TONY BENNETT

SECOND SEASON AT VIRGINIA

Alma Mater: Wisc.-Green Bay '92
Hometown: Green Bay, Wisc.



CAREER RECORD

at Virginia	18-19	2 seasons
at Washington State	69-33	3 seasons
CAREER	87-52	5 seasons

VS. RANKED OPPONENTS (AP)

at Virginia	3-4
at Washington State	11-13
CAREER	14-17

AT VIRGINIA

- First coach in UVa history to win his first three ACC games

AT WASHINGTON STATE

- 2007 National Coach of the Year
- Led the Cougars to the 2007 and 2008 NCAA Tournaments
- 2008 NCAA Sweet Sixteen
- Led WSU to the highest ranking in school history (No. 4)

PLAYING CAREER

- Played for his father, Dick Bennett, at UWGB
- Two-time Mid-Continent Conference Player of the Year
- Finished career as the all-time leading scorer in conference history with 2,285 points
- Still the NCAA career 3-point percentage leader at 49.7 percent
- 1992 Frances Pomeroy Naismith Award (best senior player under six-feet tall)
- 1992 GTE Academic All-American of the Year
- Played three seasons in the NBA with Charlotte Hornets (1992-95)

2010-11 VIRGINIA MEN'S BASKETBALL GAME NOTES

THE LAST TIME ...

VIRGINIA INDIVIDUALS

- **Scored 30 points:** Sylvan Landesberg (32) vs. Boston College (2/4/09)
- **Scored 40 points:** Sean Singletary (41) at Miami (3/1/08)
- **Two players with 20 points:** Mike Scott (22) and Sylvan Landesberg (20) vs. UT-Pan American (1/5/10)
- **Three players with 20 points:** Chris Williams (27), Roger Mason, Jr. (22) and Donald Hand (20) vs. Duke (1/5/00)
- **Four players with 20 points:** Chris Williams (23), Donald Hand (22), Adam Hall (21), and Travis Watson (20) vs. Georgetown (3/15/00)
- **A player with back-to-back 25-point games:** Sylvan Landesberg, 26 at Georgia Tech (12/28/08), 25 vs. Xavier (1/3/09)
- **One player scored in double figures:** Jerome Meynsse (21) vs. Duke (2/28/10)
- **Five players scored in double figures:** Sammy Zeglinski (21), Jeff Jones (14), Jerome Meynsse (12), Mike Scott (11), Mustapha Farrakhan (10), vs. Boston College (3/11/10)
- **Six players scored in double figures:** Sean Singletary (27), Adrian Joseph (13), Jamil Tucker (13), Mamadi Diane (12), Calvin Baker (11), Laurynas Mikalauskas (11), vs. Maryland (3/9/08)
- **Seven players scored in double figures:** Cornel Parker (20), Junior Burrough (15), Ted Jeffries (14), Cory Alexander (13), Jason Williford (12), Yuri Barnes (11) and Doug Smith (11) vs. Clemson (1/13/93)
- **Had 15 rebounds:** Mike Scott (15) vs. Oklahoma (11/23/10)
- **Had 20 rebounds:** Travis Watson (20) vs. Wofford (1/2/03)
- **Had 25 rebounds:** Bob Mortell (25) vs. Washington & Lee (2/27/60)
- **Two players with 10 rebounds:** Sylvan Landesberg (11) and Mike Scott (10) at Maryland (1/20/09)
- **Three players with 10 rebounds:** Yuri Barnes (13), Jason Williford (12) and Junior Burrough (11) vs. Rice (12/4/93)
- **Double-Double:** Mike Scott (16 pts, 10 rebs) vs. Wichita St (11/24/10)
- **Two players had a double-double:** Adrian Joseph (23 pts, 11 rebs) and Mike Scott (10 pts, 13 rebs) at Penn (11/23/07)
- **Three players had a double-double:** Jason Williford (10 pts, 15 rebs), Ted Jeffries (23 pts, 10 rebs), and Cornel Parker (11 pts, 11 rebs) at William & Mary (1/25/93)
- **Double-Double with points and assists:** Sean Singletary (22 pts, 10 assts) vs. Old Dominion (3/24/08)
- **Triple-Double:** Ralph Sampson (15 pts, 22 rebs, 10 blks) vs. Old Dominion (12/29/79)
- **Four Double-Doubles in a row:** Travis Watson (29 pts, 12 rebs) at NC State (2/6/02), (20 pts, 10 rebs) vs. Clemson (2/10/02), (17 pts, 10 rebs) vs. UNC (2/12/02), (13 pts, 12 rebs) at Wake (2/17/02)
- **20 points and 20 rebounds:** Travis Watson (21 pts, 20 rebs) vs. Wofford (1/2/03)
- **10 assists:** Sean Singletary (10) vs. Old Dominion (3/24/08)
- **5 Blocked Shots:** Assane Sene (5) vs. Hampton (12/23/09)
- **5 Steals:** Sammy Zeglinski (5) vs. Florida State (1/24/09)
- **Led UVA in Points, Rebounds and Assists:** Sylvan Landesberg (22 pts, 6 rebs, 5 assts) vs. Georgia Tech (1/13/10)
- **Hit a last second shot to win a game:** Sean Singletary vs. Duke (2/1/07) [jumper with one second in OT]; J.R. Reynolds vs. Loyola Marymount (12/23/04) [layup with 1.5 seconds in regulation]
- **Played every minute:** Sylvan Landesberg (45) vs. Clemson (2/15/09)
- **Played 40 or more minutes:** Sammy Zeglinski (40) and Mike Scott (40) vs. Virginia Tech (1/28/10)

VIRGINIA TEAM

- **Won in Overtime:** vs. Clemson, 85-81 (2/15/09)
- **Lost in Overtime:** vs. Wake Forest, 61-64 (2/6/10)
- **Played Two Overtimes:** vs. Maryland, L 89-92 (2/19/05)
- **Played Three Overtimes:** vs. Georgetown, L 111-115 (3/15/00)
- **Shot 70 percent for a Half:** 72.2% (13-18) vs. Wake Forest 2nd Half (2/24/96)
- **Shot 60 percent in a Game:** 60.0% (30-50) vs. Longwood (11/13/09)
- **Shot less than 30 percent in a Game:** 27.9% (17-61) vs. North Carolina (3/10/06)
- **Shot 90 percent from the free throw line:** 100.0 % (11-11) at Stanford (11/18/10)
- **Shot 50 percent from 3-point line:** 52.2% (12-23) vs. William & Mary (11/12/10)
- **Shot less than 30 percent in a half:** 29.6% (8-27) in 2nd Half at Stanford (11/18/10)
- **Shot less than 20 percent in a half:** 13.6% (3-22) in 1st Half vs. Florida State (1/24/09)
- **Shot 55 percent or better and lost:** 56.9% (29-51) vs. Duke (3/14/03)
- **Attempted 50 FTs:** 52 (made 34) vs. Howard (12/12/94)
- **Made 30 FTs:** 31 (36 att.) vs. Tennessee (3/18/07)
- **Made 10 3-pt FGs:** 12 vs. William & Mary (11/12/10)
- **Failed to make a 3-pt FG:** at Georgia Tech (12/4/05)
- **Had 50 rebounds:** 50 vs. North Carolina (1/15/09)
- **Had 25 assists:** 27 vs. Howard (11/21/01)
- **Had 15 steals:** 16 vs. NC State (2/24/08)
- **Had 10 blocks:** 10 at Virginia Tech (1/10/09)
- **Scored 50 pts in a half:** 50 vs. Liberty, 2nd half (11/25/08)
- **Scored 60 pts in a half:** 60 vs. Gonzaga, 1st half (1/3/07)
- **Scored 70 pts in a half:** 70 vs. Coastal Carolina, 2nd half (11/20/00)
- **Scored 100 pts (ACC):** 103 vs. Maryland (1/16/07)
- **Scored 100 pts (non-conf):** 107 vs. VMI (1/16/08)
- **Scored under 20 pts in 1st half:** 15 at Wake (1/23/10)
- **Scored under 20 pts in 2nd half:** 19 vs. Duke (3/12/10)
- **Scored under 50 pts in a game:** 46 vs. Duke (3/12/10)

OPPONENT INDIVIDUALS

- **Scored 30 points:** Greivis Vasquez (30), Maryland (2/15/10)
- **Scored 35 points:** J.J. Redick (40), Duke (1/28/06)
- **Scored 40 points:** J.J. Redick (40), Duke (1/28/06)
- **Scored 50 points:** Len Chappell (50), Wake (2/12/62)
- **Two players with 20 points:** Kyle Singler (21) and Jon Scheyer (20), Duke (2/28/10)
- **Three players with 20 points:** Seth Curry (26), Kyle Ohman (26), Anthony Smith (21), Liberty (11/25/08)
- **Two players with 30 points:** Trevor Powell (31) and Tony Smith (31), Marquette (2/3/90)
- **Five players scored in double figures:** Isaiah Thomas (18), C.J. Wilcox (17), Abdul Gaddy (12), Terrence Ross (12), Justin Holiday (11), Washington (11/23/10)
- **Six players scored in double figures:** Chris Paul (21), Justin Gray (17), Eric Williams (15), Jamaal Levy (12), Taron Downey (11) and Vytas Danelius (10), Wake Forest (1/2/05)
- **Seven players scored in double figures:** Stanley Burrell (15), Drew Lavender (13), C.J. Anderson (12), B.J. Raymond (12), Josh Duncan (11), Charles Bronson (11), and Jason Love (10), at Xavier (1/3/08)
- **Double-Double:** Kyle Singler (18 pts, 11 rebs), vs. Duke (3/12/10)
- **Double-Double with points and assists:** Eric Hayes (10 pts, 11 assts), at Maryland (1/20/09)


- **Two players had a double-double:** Donte Green (20 pts, 10 rebs) and Paul Harris (10 pts, 14 rebs), Syracuse (12/5/07)
- **Had 15 rebounds:** Trevor Booker (15), at Clemson (3/3/09)
- **Had 20 rebounds:** Tim Duncan (23), Wake (2/22/97)
- **Had 10 assists:** Eric Hayes (11), at Maryland (1/20/09)
- **5 Blocked Shots:** Michael Freeman (5), Hampton (12/23/08)
- **5 Steals:** Justin Holiday (6), Washington (11/22/10)
- **Hit a last second shot to win a game:** Deron Washington of Virginia Tech (1/16/08) [0.0 seconds in overtime]

OPPONENT TEAM

- **Shot less than 30 percent in a Game:** 27.1% (13-48) NJIT (12/21/09)
- **Shot less than 30 percent in a Game (ACC):** 29.0% (20-69), Wake Forest (2/24/96)
- **Shot 60 percent in a Game:** 63.8% (37-58), at Xavier (1/3/08)
- **Shot 55 percent or better and lost:** 55.3% (26-47), Cleveland State (11/25/09)
- **Scored 100 pts:** 106, Washington (11/22/10)
- **Scored 60 pts in a half:** 60, at Miami, 2nd half (3/1/08)
- **Scored under 20 pts in 1st half:** 19, NJIT (12/21/09)
- **Scored under 20 pts in 2nd half:** 19, NC State (2/3/10)
- **Scored under 50 pts in a game:** 47, NC State (2/3/10)
- **Had 25 assists:** 27, at Xavier (1/3/08)
- **Had 15 steals:** 15, VMI (11/16/08)
- **Had 10 blocks:** 10 vs. North Carolina (1/15/09)
- **Failed to make a 3-pt FG:** vs. Arizona State (11/27/99)

JONTELEEVANS

#1



Sophomore • Guard • 5-11 • 190 • Hampton, Va. • Bethel

2010-11 SEASON:

- Had 10 points and five assists vs. Wichita State
- Had five points, five rebounds, six assists, three steals and no turnovers vs. Oklahoma
- Scored a career-high 11 points at Stanford, playing a career-high 37 minutes
- Had 10 points vs. USC Upstate
- Had six points and a career-high seven assists vs. William & Mary
- Had seven points and six rebounds in the exhibition vs. Roanoke College

SINGLE GAME BESTS

POINTS

Season: 11 at Stanford (11/18/10)
 Career: 11 at Stanford (11/18/10)
 ACC: 6 at Maryland (2/15/10)

REBOUNDS

Season: 5 vs. Oklahoma (11/23/10)
 Career: 7 vs. Miami (1/16/10)
 ACC: 7 vs. Miami (1/16/10)

FG MADE

Season: 4 vs. Upstate (11/15/10), at Stan (11/18/10)
 Career: 4 vs. Upstate (11/15/10), at Stan (11/18/10)
 ACC: 3 at Maryland (2/15/10)

FG ATTEMPTS

Season: 11 vs. Wichita State (11/24/10)
 Career: 11 vs. Wichita State (11/24/10)
 ACC: 6 vs. WF (2/6/10), at Md. (2/15/10)

3 PT FG MADE

Season: --
 Career: 1 vs. UAB (12/30/09), vs. UTPA (1/5/10)
 ACC: --

3 PT FG ATTEMPTS

Season: 2 vs. Wichita State (11/24/10)
 Career: 2 on four occasions
 ACC: 2 vs. GT (1/13/10), at Wake (1/23/10)

FT MADE

Season: 4 vs. Wichita State (11/24/10)
 Career: 4 vs. Wichita State (11/24/10)
 ACC: 3 vs. Duke (2/28/10)

FT ATTEMPTS

Season: 8 vs. Wichita State (11/24/10)
 Career: 8 vs. Wichita State (11/24/10)
 ACC: 4 vs. Duke (2/28/10)

ASSISTS

Season: 7 vs. W&M (11/12/10)
 Career: 7 vs. W&M (11/12/10)
 ACC: 6 at North Carolina (1/31/10)

TURNOVERS

Season: 6 vs. Washington (11/22/10)
 Career: 6 vs. Washington (11/22/10)
 ACC: 4 at North Carolina (1/31/10)

BLOCKS

Season: --
 Career: 1 vs. Duke (2/28/10)
 ACC: 1 vs. Duke (2/28/10)

STEALS

Season: 3 vs. Oklahoma (11/23/10)
 Career: 3 on five occasions
 ACC: 3 at Clemson (2/20/10), vs. Duke (2/28/10)

MINUTES

Season: 37 at Stanford (11/18/10)
 Career: 37 at Stanford (11/18/10)
 ACC: 31 at North Carolina (1/31/10)

2010-11 GAME-BY-GAME:


Opponent	GP-GS	FG-FGA	3FG-3FGA	FT-FTA	Off-Def	Total	A	TO	Blk	Stl	PF	Min	Pts
W&M	1-1	3-4	0-0	0-0	0-2	2	7	1	0	1	0	31	6
USC Upstate	2-2	4-7	0-0	2-4	2-2	4	1	0	0	1	1	30	10
at Stanford	3-3	4-9	0-0	3-3	1-2	3	5	3	0	2	1	37	11
vs. Washington	4-4	1-3	0-0	1-2	1-0	1	3	6	0	0	4	20	3
vs. Oklahoma	5-5	2-3	0-0	1-2	0-5	5	6	0	0	3	1	27	5
vs. Wichita St	6-6	3-11	0-2	4-8	0-3	3	5	4	0	1	4	34	10

CAREER STATISTICS

Year	G-GS	Min-Avg.	FG-FGA	Pct.	3FG-3FGA	Pct.	FT-FTA	Pct.	Off-Def.	Reb-Avg.	PF-DQ	Ast	TO	Blk	Stl	Pts-Avg
2009-10	31-11	512-16.5	31-84	.369	2-12	.167	9-16	.563	6-40	46-1.5	55-1	60	27	1	34	73-2.4
ACC	16-10	287-17.9	14-53	.264	0-7	.000	6-12	.500	5-18	23-1.4	34-1	31	13	1	19	34-2.1
2010-11	6-6	179-29.8	17-37	.459	0-2	.000	11-19	.579	4-14	18-3.0	11-0	27	14	0	8	45-7.5
ACC	--	--	--	--	--	--	--	--	--	--	--	--	--	--	--	--
2009-10	37-17	691-18.7	48-121	.397	2-14	.143	20-35	.571	10-54	64-1.7	66-1	87	41	1	42	118-3.2
ACC	16-10	287-17.9	14-53	.264	0-7	.000	6-12	.500	5-18	23-1.4	34-1	31	13	1	19	34-2.1

MUSTAPHA FARRAKHAN

#2



Senior • Guard • 6-4 • 181 • Harvey, Ill. • Thornton Township

2010-11 SEASON:

- Tri-captain
- Had 10 points vs. Oklahoma
- Scored in double figures for three consecutive games for the first time in his career (first three games of the season)
- Had 14 points at Stanford
- Had 11 points vs. USC Upstate
- Had 10 points, four rebounds and two steals vs. William & Mary

SINGLE GAME BESTS

POINTS

Season: 14 at Stanford (11/18/10)
 Career: 17 at VT (1/10/09), vs. Longwood (11/13/09)
 ACC: 17 at Virginia Tech (1/10/09)

REBOUNDS

Season: 4 vs. W&M (11/12/10)
 Career: 5 vs. Longwood (11/13/09), vs. Duke (3/12/10)
 ACC: 4 at Maryland (1/30/08)

FG MADE

Season: 5 vs. Oklahoma (11/23/10)
 Career: 5 on three occasions
 ACC: 5 at Virginia Tech (1/10/09)

FG ATTEMPTS

Season: 10 at Stanford (11/18/10)
 Career: 15 vs. North Carolina (1/15/09)
 ACC: 15 vs. North Carolina (1/15/09)

3 PT FG MADE

Season: 3 vs. W&M (11/12/10)
 Career: 4 at Virginia Tech (1/10/09)
 ACC: 4 at Virginia Tech (1/10/09)

3 PT FG ATTEMPTS

Season: 7 vs. W&M (11/12/10), at Stan (11/18/10)
 Career: 7 on three occasions
 ACC: 7 vs. North Carolina (1/15/09)

FT MADE

Season: 4 at Stanford (11/18/10)
 Career: 6 vs. Longwood (11/13/09), vs. GT (1/13/10)
 ACC: 6 vs. Georgia Tech (1/13/10)

FT ATTEMPTS

Season: 4 at Stanford (11/18/10)
 Career: 6 on three occasions
 ACC: 6 vs. GT (1/13/10), vs. Miami (1/16/10)

ASSISTS

Season: 3 vs. Wash (11/22/10), vs. Okla (11/23/10)
 Career: 5 vs. Maryland (3/6/10)
 ACC: 5 vs. Maryland (3/6/10)

TURNOVERS

Season: 3 on three occasions
 Career: 4 on three occasions
 ACC: 3 vs. Duke (2/28/10), vs. Maryland (3/6/10)

BLOCKS

Season: 1 vs. Upstate (11/15/10), Wichita St (11/24/10)
 Career: 2 on three occasions
 ACC: 2 vs. UNC (1/15/09), vs. VT (1/28/10)

STEALS

Season: 2 vs. W&M (11/12/10), vs. Okla (11/23/10)
 Career: 3 vs. Georgia Tech (1/13/10)
 ACC: 3 vs. Georgia Tech (1/13/10)

MINUTES

Season: 33 vs. Oklahoma (11/23/10)
 Career: 35 vs. Duke (3/12/10)
 ACC: 31 vs. Maryland (3/6/10)

2010-11 GAME-BY-GAME:

Opponent	GP-GS	FG-FGA	3FG-3FGA	FT-FTA	Off-Def	Total	A	TO	Blk	Stl	PF	Min	Pts
W&M	1-1	3-8	3-7	1-2	0-4	4	1	1	0	2	1	28	10
USC Upstate	2-2	4-8	1-4	2-2	0-1	1	2	3	1	0	3	24	11
at Stanford	3-3	4-10	2-7	4-4	0-1	1	2	3	0	1	2	30	14
vs. Washington	4-4	1-8	0-4	2-2	0-1	1	3	2	0	0	0	25	4
vs. Oklahoma	5-4	5-7	0-0	0-3	0-0	0	3	2	0	2	2	33	10
vs. Wichita St	6-4	0-1	0-0	0-0	0-0	0	0	3	1	1	4	13	0

CAREER STATISTICS

Year	G-GS	Min-Avg.	FG-FGA	Pct.	3FG-3FGA	Pct.	FT-FTA	Pct.	Off-Def.	Reb-Avg.	PF-DQ	Ast	TO	Blk	Stl	Pts-Avg
2007-08	19-0	115-6.1	7-38	.184	2-16	.125	1-5	.200	4-11	15-0.8	9-0	5	12	0	2	17-0.9
ACC	6-0	43-7.2	1-13	.077	1-7	.143	1-3	.333	2-4	6-1.0	3-0	1	3	0	0	4-0.7
2008-09	23-2	239-10.4	33-95	.347	14-41	.341	18-20	.900	4-12	16-0.7	28-1	14	21	2	4	98-4.3
ACC	12-0	135-11.3	17-54	.315	8-26	.308	9-9	1.000	2-6	8-0.7	16-1	8	9	2	2	51-4.3
2009-10	30-10	631-21.0	62-173	.358	23-74	.311	47-60	.783	12-40	52-1.7	31-0	59	44	7	15	194-6.5
ACC	15-1	295-19.7	32-85	.376	9-34	.265	19-28	.679	7-18	25-1.7	14-0	26	21	4	8	92-6.1
2010-11	6-4	153-25.5	17-42	.405	6-22	.273	9-13	.692	0-7	7-1.2	12-0	11	14	2	6	49-8.2
ACC	--	--	--	--	--	--	--	--	--	--	--	--	--	--	--	--
CAREER	78-16	1138-14.6	119-348	.342	45-153	.294	75-98	.765	20-70	90-1.2	80-1	89	91	11	27	358-4.6
ACC	33-1	473-14.3	50-152	.329	18-67	.269	29-40	.725	11-28	39-1.2	33-1	35	33	6	10	147-4.5

MIKE SCOTT

#23



Senior • Forward • 6-8 • 242 • Chesapeake, Va. • Hargrave Military Academy

2010-11 SEASON:

- Tri-Captain
- Had 16 pts and 10 rebs vs. Wichita State for his 21st career double-double (third this season)
- Scored a career-high 27 points and had 15 rebounds vs. Oklahoma
- Had 11 points vs. Washington
- Had 19 points and 12 rebounds vs. USC Upstate
- Had 18 points and nine rebounds vs. William & Mary
- Had a career-high 20 consecutive made free throw streak from 11/12-11/23
- Won the EA SPORTS video game championship at the Maui Invitational, defeating UConn's Kemba Walker in the final

SINGLE GAME BESTS

POINTS

Season: 27 vs. Oklahoma (11/23/10)
 Career: 27 vs. Oklahoma (11/23/10)
 ACC: 21 vs. Virginia Tech (1/28/10)

REBOUNDS

Season: 15 vs. Oklahoma (11/23/10)
 Career: 18 vs. VMI (11/16/08)
 ACC: 13 at Virginia Tech (2/13/10)

FG MADE

Season: 7 on three occasions
 Career: 11 vs. VMI (11/16/08)
 ACC: 8 on three occasions

FG ATTEMPTS

Season: 15 vs. Oklahoma (11/23/10)
 Career: 16 vs. VT (1/28/10), at VT (2/13/10)
 ACC: 16 vs. VT (1/28/10), at VT (2/13/10)

3 PT FG MADE

Season: --
 Career: 2 vs. Georgia Tech (3/13/08)
 ACC: 2 vs. Georgia Tech (3/13/08)

3 PT FG ATTEMPTS

Season: --
 Career: 2 on three occasions
 ACC: 2 on three occasions

FT MADE

Season: 13 vs. Oklahoma (11/23/10)
 Career: 13 vs. Oklahoma (11/23/10)
 ACC: 10 at Maryland (1/20/09)

FT ATTEMPTS

Season: 15 vs. Oklahoma (11/23/10)
 Career: 15 vs. Oklahoma (11/23/10)
 ACC: 10 at Maryland (1/20/09)

ASSISTS

Season: 3 vs. Wichita State (11/24/10)
 Career: 4 at Syracuse (11/28/08)
 ACC: 3 on three occasions

TURNOVERS

Season: 4 vs. USC Upstate (11/15/10)
 Career: 4 on six occasions
 ACC: 4 vs. Maryland (3/7/09)

BLOCKS

Season: 1 vs. W&M (11/12/10), at Stan (11/18/10)
 Career: 3 vs. Duke (3/5/08), vs. Richmond (3/18/08)
 ACC: 3 vs. Duke (3/5/08)

STEALS

Season: 1 vs. W&M (11/12/10), at Stan (11/18/10)
 Career: 3 on four occasions
 ACC: 3 vs. FSU (1/24/09), vs. Clemson (2/15/09)

MINUTES

Season: 34 on three occasions
 Career: 40 vs. Clemson (2/15/09), vs. VT (1/28/10)
 ACC: 40 vs. Clemson (2/15/09), vs. VT (1/28/10)

2010-11 GAME-BY-GAME:

Opponent	GP-GS	FG-FGA	3FG-3FGA	FT-FTA	Off-Def	Total	A	TO	Blk	Stl	PF	Min	Pts
W&M	1-1	7-13	0-0	4-6	2-7	9	0	3	1	1	2	32	18
USC Upstate	2-2	6-9	0-0	7-7	6-6	12	2	4	0	0	1	32	19
at Stanford	3-3	2-5	0-0	4-4	1-5	6	2	3	1	1	1	34	8
vs. Washington	4-4	5-12	0-0	1-1	1-3	4	0	1	0	0	3	28	11
vs. Oklahoma	5-5	7-15	0-0	13-15	7-8	15	2	0	0	0	3	34	27
vs. Wichita St	6-6	7-13	0-0	2-2	3-7	10	3	0	0	0	1	34	16

CAREER STATISTICS

Year	G-GS	Min-Avg.	FG-FGA	Pct.	3FG-3FGA	Pct.	FT-FTA	Pct.	Off-Def.	Reb-Avg.	PF-DQ	Ast	TO	Blk	Stl	Pts-Avg
2007-08	32-21	579-18.1	63-143	.441	4-10	.400	52-74	.703	67-101	168-5.3	69-1	15	25	12	20	182-5.7
ACC	16-14	310-19.4	30-77	.390	1-4	.250	20-33	.606	30-50	80-5.0	39-1	6	15	5	8	81-5.1
2008-09	28-19	774-27.6	111-204	.544	2-6	.333	63-85	.741	95-113	208-7.4	68-2	21	49	9	24	287-10.3
ACC	16-7	431-26.9	59-110	.536	2-2	1.000	39-52	.750	45-50	95-5.9	41-1	11	30	5	14	159-9.9
2009-10	28-25	768-27.4	143-283	.505	3-7	.429	46-64	.719	64-137	201-7.2	54-1	35	46	8	17	335-12.0
ACC	16-15	417-26.1	73-161	.453	3-6	.500	25-30	.833	33-62	95-5.9	26-0	18	27	4	11	174-10.9
2010-11	6-6	194-32.3	34-67	.507	0-0	.000	31-35	.886	20-36	56-9.3	11-0	9	11	2	2	99-16.5
ACC	--	--	--	--	--	--	--	--	--	--	--	--	--	--	--	--
CAREER	94-71	2315-24.6	351-697	.504	9-23	.391	192-258	.744	246-387	633-6.7	202-4	80	131	31	63	903-9.6
ACC	48-36	1158-24.1	162-348	.466	6-12	.500	84-115	.730	108-162	270-5.6	106-2	35	72	14	33	414-8.6

ASSANE SENE

#5



Junior • Center • 7-0 • 239 • Saint-Louis, Senegal • South Kent (Conn.)

2010-11 SEASON:

- Had two points and two rebounds vs. Wichita State
- Had four points vs. Oklahoma
- Had two points vs. USC Upstate
- Had two points and two rebounds vs. William & Mary
- Had eight points, five rebounds and three blocks in the exhibition vs. Roanoke College

SINGLE GAME BESTS

POINTS

Season: 4 vs. Oklahoma (11/23/10)
 Career: 8 vs. ORU (11/21/09), vs. Hampton (12/23/09)
 ACC: 6 at Virginia Tech (1/10/09)

REBOUNDS

Season: 2 on three occasions
 Career: 13 vs. Boston College (2/4/09)
 ACC: 13 vs. Boston College (2/4/09)

FG MADE

Season: 1 on three occasions
 Career: 3 on five occasions
 ACC: 3 at Virginia Tech (1/10/09)

FG ATTEMPTS

Season: 2 vs. Upstate (11/15/10), Wichita St (11/24/10)
 Career: 8 vs. Xavier (1/3/09)
 ACC: 6 vs. Boston College (2/4/09)

3 PT FG MADE

Season: --
 Career: --
 ACC: --

3 PT FG ATTEMPTS

Season: --
 Career: --
 ACC: --

FT MADE

Season: 2 vs. Okla (11/23/10), Wichita St (11/24/10)
 Career: 2 on nine occasions
 ACC: 2 vs. GT (1/13/10), at Md. (2/15/10)

FT ATTEMPTS

Season: 3 vs. Oklahoma (11/23/10)
 Career: 4 vs. Brown (1/6/09), vs. ORU (11/21/09)
 ACC: 3 at Duke (2/1/09)

ASSISTS

Season: --
 Career: 2 vs. Auburn (12/20/08)
 ACC: 1 at Md (2/15/10), vs. Duke (2/28/10)

TURNOVERS

Season: 2 vs. USC Upstate (11/15/10)
 Career: 2 on nine occasions
 ACC: 2 on five occasions

BLOCKS

Season: 1 vs. Wash (11/22/10), vs. Okla (11/23/10)
 Career: 5 vs. Hampton (12/23/09)
 ACC: 4 at Virginia Tech (1/10/09)

STEALS

Season: 1 vs. Oklahoma (11/23/10)
 Career: 1 on five occasions
 ACC: 1 vs. Miami (1/16/10), at Clemson (2/20/10)

MINUTES

Season: 14 at Stanford (11/18/10)
 Career: 33 vs. Xavier (1/3/09)
 ACC: 28 vs. Boston College (2/4/09)

2010-11 GAME-BY-GAME:


Opponent	GP-GS	FG-FGA	3FG-3FGA	FT-FTA	Off-Def	Total	A	TO	Blk	Stl	PF	Min	Pts
W&M	1-1	1-1	0-0	0-0	0-2	2	0	0	0	0	1	11	2
USC Upstate	2-2	1-2	0-0	0-0	0-0	0	0	2	0	0	3	13	2
at Stanford	3-3	0-1	0-0	0-0	1-1	2	0	0	0	0	4	14	0
vs. Washington	4-3	0-1	0-0	1-2	0-0	0	0	1	1	0	2	6	1
vs. Oklahoma	5-3	1-1	0-0	2-3	1-0	1	0	0	1	1	4	13	4
vs. Wichita St	6-3	0-2	0-0	2-2	2-0	2	0	0	0	0	2	8	2

CAREER STATISTICS

Year	G-GS	Min-Avg.	FG-FGA	Pct.	3FG-3FGA	Pct.	FT-FTA	Pct.	Off-Def.	Reb-Avg.	PF-DQ	Ast	TO	Blk	Stl	Pts-Avg
2008-09	22-16	381-17.3	25-65	.385	0-0	.000	6-21	.286	36-65	101-4.6	61-2	6	18	35	0	56-2.5
ACC	14-12	245-17.5	15-42	.357	0-0	.000	1-8	.125	24-36	60-4.3	35-1	0	12	20	0	31-2.2
2009-10	25-5	316-12.6	14-42	.333	0-0	.000	11-18	.611	27-63	90-3.6	50-1	4	13	19	4	39-1.6
ACC	14-2	176-12.6	4-15	.267	0-0	.000	4-5	.800	13-33	46-3.3	32-0	2	9	5	2	12-0.9
2010-11	6-3	65-10.8	3-8	.375	0-0	.000	5-7	.714	4-3	7-1.2	16-0	0	3	2	1	11-1.8
ACC	--	--	--	--	--	--	--	--	--	--	--	--	--	--	--	--
CAREER	53-24	762-14.4	42-115	.365	0-0	.000	22-46	.478	67-131	198-3.7	127-3	10	34	56	5	106-2.0
ACC	28-14	421-15.0	19-57	.333	0-0	.000	5-13	.385	37-69	106-3.8	67-1	2	21	25	2	43-1.5

WILL SHERRILL

#22



Senior • Forward • 6-9 • 226 • New York, N.Y. • Phillips Academy Andover

2010-11 SEASON:

- Tri-Captain
- Had 11 points (his third career double figure game) and five rebounds vs. Wichita State in a career-high 33 minutes
- Had 11 points and five rebounds vs. Oklahoma
- Had three points and two rebounds vs Washington in first start of the season
- Had eight points and five rebounds at Stanford
- Had two points vs. USC Upstate
- Had three points and tied a career high with six rebounds vs. William & Mary

SINGLE GAME BESTS

POINTS

Season: 11 vs. Okla (11/23/10), Wichita St (11/24/10)
 Career: 18 vs. Cleveland State (11/25/09)
 ACC: 9 vs. Maryland (3/6/10)

REBOUNDS

Season: 6 vs. William & Mary (11/12/10)
 Career: 6 on three occasions
 ACC: 5 vs. NC State (2/3/10)

FG MADE

Season: 4 vs. Okla (11/23/10), Wichita St (11/24/10)
 Career: 7 vs. Cleveland State (11/25/09)
 ACC: 4 vs. Maryland (3/6/10)

FG ATTEMPTS

Season: 10 vs. Oklahoma (11/23/10)
 Career: 10 vs. Oklahoma (11/23/10)
 ACC: 9 at Wake Forest (1/23/10)

3 PT FG MADE

Season: 3 vs. Okla (11/23/10), Wichita St (11/24/10)
 Career: 4 vs. Cleveland State (11/25/09)
 ACC: 1 on five occasions

3 PT FG ATTEMPTS

Season: 9 vs. Oklahoma (11/23/10)
 Career: 9 vs. Oklahoma (11/23/10)
 ACC: 5 at Wake Forest (1/23/10)

FT MADE

Season: --
 Career: 2 at USF (11/16/09)
 ACC: 1 at Clemson (3/3/09)

FT ATTEMPTS

Season: --
 Career: 2 on five occasions
 ACC: 2 at Clemson (3/3/09), vs. GT (1/13/10)

ASSISTS

Season: 2 vs. Oklahoma (11/23/10)
 Career: 2 on five occasions
 ACC: 2 vs. Duke (2/28/10)

TURNOVERS

Season: 2 at Stanford (11/18/10)
 Career: 3 vs. Florida State (2/17/10)
 ACC: 3 vs. Florida State (2/17/10)

BLOCKS

Season: 1 vs. Wichita State (11/24/10)
 Career: 1 on five occasions
 ACC: 1 at NCSU (1/9/10), vs. FSU (2/17/10)

STEALS

Season: 2 vs. Oklahoma (11/23/10)
 Career: 3 vs. Cleveland State (11/25/09)
 ACC: 2 on three occasions

MINUTES

Season: 33 vs. Wichita State (11/24/10)
 Career: 33 vs. Wichita State (11/24/10)
 ACC: 25 vs. Wake Forest (2/6/10)

2010-11 GAME-BY-GAME:

Opponent	GP-GS	FG-FGA	3FG-3FGA	FT-FTA	Off-Def	Total	A	TO	Blk	Stl	PF	Min	Pts
W&M	1-0	1-2	1-2	0-0	1-5	6	1	0	0	0	4	20	3
USC Upstate	2-0	1-5	0-2	0-0	0-1	1	1	0	0	0	0	24	2
at Stanford	3-0	3-4	2-2	0-0	1-4	5	0	2	0	0	2	15	8
vs. Washington	4-1	1-2	1-1	0-0	0-2	2	0	1	0	1	2	15	3
vs. Oklahoma	5-2	4-10	3-9	0-0	0-5	5	2	1	0	2	1	27	11
vs. Wichita St	6-3	4-5	3-4	0-0	1-4	5	0	1	1	1	3	33	11

CAREER STATISTICS

Year	G-GS	Min-Avg.	FG-FGA	Pct.	3FG-3FGA	Pct.	FT-FTA	Pct.	Off-Def.	Reb-Avg.	PF-DQ	Ast	TO	Blk	Stl	Pts-Avg
2007-08	7-0	12-1.7	3-3	1.000	1-1	1.000	0-0	.000	1-2	3-0.4	3-0	1	0	0	1	7-1.0
ACC	1-0	1-1.0	0-0	.000	0-0	.000	0-0	.000	0-0	0-0.0	0-0	0	0	0	0	0-0.0
2008-09	10-0	19-1.9	0-3	.000	0-1	.000	1-2	.500	2-1	3-0.3	2-0	1	2	0	0	1-0.1
ACC	5-0	5-1.0	0-1	.000	0-1	.000	1-2	.500	0-0	0-0.0	1-0	0	0	0	0	1-0.2
2009-10	30-7	46.2-15.4	35-93	.376	15-53	.283	4-8	.500	38-52	90-3.0	61-1	15	19	4	16	89-3.0
ACC	16-1	23.2-14.5	16-50	.320	5-28	.179	0-2	.000	21-23	44-2.8	36-1	5	12	2	9	37-2.3
2010-11	6-3	13.4-22.3	14-28	.500	10-20	.500	0-0	.000	3-21	24-4.0	12-0	4	5	1	4	38-6.3
ACC	--	--	--	--	--	--	--	--	--	--	--	--	--	--	--	--
CAREER	53-10	62.7-11.8	52-127	.409	26-75	.347	5-10	.500	44-76	120-2.3	78-1	21	26	5	21	135-2.5
ACC	22-1	23.8-10.8	16-51	.314	5-29	.172	1-4	.250	21-23	44-2.0	37-1	5	12	2	9	38-1.7

SAMMY ZEGLINSKI

#13



Junior • Guard • 6-1 • 185 • Philadelphia, Pa. • The William Penn Charter School

2010-11 SEASON:

- Had an operation on Oct. 19 involving cartilage work on his left knee
- He is expected to be out approximately eight weeks

SINGLE GAME BESTS

POINTS

Season: --
 Career: 24 vs. Liberty (11/25/08)
 ACC: 19 at North Carolina (1/31/10)

REBOUNDS

Season: --
 Career: 8 on three occasions
 ACC: 8 at NCSU (1/9/10), at Clemson (2/20/10)

FG MADE

Season: --
 Career: 8 vs. Liberty (11/25/08), vs. BC (3/11/10)
 ACC: 6 vs. Clemson (2/15/09)

FG ATTEMPTS

Season: --
 Career: 15 vs. Boston College (3/11/10)
 ACC: 12 vs. NCSU (2/3/10), at Clem (2/20/10)

3 PT FG MADE

Season: --
 Career: 6 vs. Liberty (11/25/08)
 ACC: 5 at North Carolina (1/31/10)

3 PT FG ATTEMPTS

Season: --
 Career: 10 vs. Liberty (11/25/08), vs. BC (3/11/10)
 ACC: 9 at Georgia Tech (12/28/08)

FT MADE

Season: --
 Career: 4 on four occasions
 ACC: 4 on three occasions

FT ATTEMPTS

Season: --
 Career: 8 vs. Florida State (1/24/09)
 ACC: 8 vs. Florida State (1/24/09)

ASSISTS

Season: --
 Career: 8 at Virginia Tech (1/10/09)
 ACC: 8 at Virginia Tech (1/10/09)

TURNOVERS

Season: --
 Career: 6 vs. Clemson (2/15/09)
 ACC: 6 vs. Clemson (2/15/09)

BLOCKS

Season: --
 Career: 2 vs. NJIT (12/21/09), vs. VT (1/28/10)
 ACC: 2 vs. Virginia Tech (1/28/10)

STEALS

Season: --
 Career: 5 vs. Florida State (1/24/09)
 ACC: 5 vs. Florida State (1/24/09)

MINUTES

Season: --
 Career: 40 vs. Virginia Tech (1/28/10)
 ACC: 40 vs. Virginia Tech (1/28/10)

2010-11 GAME-BY-GAME:

Opponent	GP-GS	FG-FGA	3FG-3FGA	FT-FTA	Off-Def	Total	A	TO	Blk	Stl	PF	Min	Pts
W&M	DNP												
USC Upstate	DNP												
at Stanford	DNP												
vs. Washington	DNP												
vs. Oklahoma	DNP												
vs. Wichita St	DNP												

CAREER STATISTICS

Year	G-GS	Min-Avg.	FG-FGA	Pct.	3FG-3FGA	Pct.	FT-FTA	Pct.	Off-Def.	Reb-Avg.	PF-DQ	Ast	TO	Blk	Stl	Pts-Avg
2007-08	8-0	62-7.8	3-12	.250	1-7	.143	0-2	.000	3-6	9-1.1	8-0	15	9	1	3	7-0.9
ACC	--															
2008-09	28-15	669-23.9	82-213	.385	33-105	.314	20-35	.571	9-57	66-2.4	68-2	84	70	2	36	217-7.8
ACC	16-7	362-22.6	32-101	.317	12-56	.214	6-16	.375	6-27	33-2.1	33-0	44	37	0	18	82-5.1
2009-10	31-29	899-29.0	94-252	.373	61-162	.377	27-34	.794	12-107	119-3.8	63-0	80	57	8	38	276-8.9
ACC	16-14	461-28.8	38-128	.297	24-83	.289	15-18	.833	6-61	67-4.2	30-0	41	23	3	14	115-7.2
2010-11	--															
ACC	--															
CAREER	67-44	1630-24.3	179-477	.375	95-274	.347	47-71	.662	24-170	194-2.9	139-2	179	136	11	77	500-7.5
ACC	32-21	823-25.7	70-229	.306	36-139	.259	21-34	.618	12-88	100-3.1	63-0	85	60	3	32	197-6.2

2010-11 Virginia Basketball
Virginia Season Schedule/Results & Leaders (as of Nov 24, 2010)
All games

RECORD:	OVERALL	HOME	AWAY	NEUTRAL
ALL GAMES	3-3	2-0	0-1	1-2
CONFERENCE	0-0	0-0	0-0	0-0
NON-CONFERENCE	3-3	2-0	0-1	1-2

Date	Opponent	Score	Att.	High Points	High Rebounds
11/12/10	WILLIAM& MARY	W 76-52	10003	(19)Billy Baron	(9)Mike Scott
11/15/10	USC UPSTATE	W 74-54	7751	(19)Mike Scott	(12)Mike Scott
11/18/10	at Stanford	60-81 L	5314	(14)Mustapha Farrakhan	(6)Mike Scott
11-22-10	vs Washington	63-106 L	2400	(19)Joe Harris	(8)KT Harrell
11-23-10	vs Oklahoma	W 74-56	2400	(27)Mike Scott	(15)Mike Scott
11-24-10	vs Wichita State	58-70 L	2400	(16)Mike Scott	(10)Mike Scott

* - Conference game

Attendance Summary	Games	Attend	Avg/Game
Home	2	17754	8877
Away	1	5314	5314
Neutral	3	7200	2400
Total	6	30268	5045

2010-11 Virginia Basketball
Virginia Points-Rebounds-Assists (as of Nov 24, 2010)
All games

Opponent	Date	Score		01	02	04	05	12	15	22
				EVANS,JONT	FARRAKHAN	REGAN,WILL	SENE,ASSAN	HARRIS,JOE	BARON,BILL	SHERRILL,W
WILLIAM & MARY	11/12/10	76-52	w	6-2-7	10-4-1	3-0-0	2-2-0	2-4-3	19-0-3	3-6-1
USC UPSTATE	11/15/10	74-54	w	10-4-1	11-1-2	DNP	2-0-0	8-2-1	14-3-3	2-1-1
at Stanford	11/18/10	60-81	L	11-3-5	14-1-2	2-1-0	0-2-0	12-1-0	2-1-2	8-5-0
vs Washington	11-22-10	63-106	L	3-1-3	4-1-3	1-3-0	1-0-0	19-7-0	3-2-0	3-2-0
vs Oklahoma	11-23-10	74-56	w	5-5-6	10-0-3	2-2-0	4-1-0	8-2-1	7-1-0	11-5-2
vs Wichita State	11-24-10	58-70	L	10-3-5	0-0-0	0-0-0	2-2-0	9-4-1	0-1-0	11-5-0

Opponent	Date	Score		23	24	25	32
				SCOTT,MIKE	HARRELL,KT	MITCHELL,A	ROGERS,THO
WILLIAM & MARY	11/12/10	76-52	w	18-9-0	13-5-1	0-1-1	0-0-0
USC UPSTATE	11/15/10	74-54	w	19-12-2	5-2-3	3-4-0	DNP
at Stanford	11/18/10	60-81	L	8-6-2	3-0-0	0-4-0	DNP
vs Washington	11-22-10	63-106	L	11-4-0	14-8-2	4-5-1	0-0-0
vs Oklahoma	11-23-10	74-56	w	27-15-2	0-0-0	DNP	DNP
vs Wichita State	11-24-10	58-70	L	16-10-3	10-1-0	0-0-0	DNP

2010-11 Virginia Basketball
Virginia Team Game-by-Game Comparison (as of Nov 24, 2010)
All games

Opponent	1st	2nd	Score	Mar	Total FG	FG Pct	3-Pointers	3FG Pct	Free Throws	FT Pct	Rebounds	Assist	T/Over	Block	Steal	Fouls
WILLIAM & MARY	28/27	48/25	76-52	+24	28-56/18-48	.500/.375	12-23/7-26	.522/.269	8-11/9-16	.727/.563	37/27 +10	17/8	8/8	1/1	6/4	15/13
USC UPSTATE	31/28	43/26	74-54	+20	25-47/19-44	.532/.432	5-15/10-23	.333/.435	19-25/6-10	.760/.600	35/18 +17	13/13	12/13	1/2	6/7	14/19
Stanford	34/37	26/44	60-81	(21)	20-47/31-57	.426/.544	9-24/13-23	.375/.565	11-11/6-14	1000/.429	25/33 (8)	11/13	18/12	2/2	4/2	18/16
Washington	31/55	32/51	63-106	(43)	22-58/40-69	.379/.580	4-16/17-26	.250/.654	15-26/9-13	.577/.692	34/39 (5)	9/22	17/9	2/4	4/8	17/21
Oklahoma	40/25	34/31	74-56	+18	25-52/20-45	.481/.444	7-18/6-17	.389/.353	17-27/10-14	.630/.714	32/30 +2	14/9	9/17	1/5	8/3	16/18
Wichita State	31/35	27/35	58-70	(12)	22-51/22-52	.431/.423	6-13/8-16	.462/.500	8-13/18-22	.615/.818	29/36 (7)	9/15	10/10	2/3	4/6	20/16

Note: Game totals are displayed in the format TEAM/OPPONENT for each category

2010-11 Virginia Basketball
Virginia Game-by-Game Highs (as of Nov 24, 2010)
All games

Opponent	Date	Score	Points	Rebounds	Assists	Steals	Blocked shots
WILLIAM & MARY	11/12/10	76-52	19-Billy Baron	9-Mike Scott	7-Jontel Evans	2-Mustapha Farrakhan	1-Mike Scott
USC UPSTATE	11/15/10	74-54	19-Mike Scott	12-Mike Scott	3-KT Harrell Billy Baron	2-Billy Baron	1-Mustapha Farrakhan
at Stanford	11/18/10	60-81	14-Mustapha Farrakhan	6-Mike Scott	5-Jontel Evans	2-Jontel Evans	1-Mike Scott Will Regan
vs Washington	11-22-10	63-106	19-Joe Harris	8-KT Harrell	3-Mustapha Farrakhan Jontel Evans	2-Billy Baron	1-Assane Sene Akil Mitchell
vs Oklahoma	11-23-10	74-56	27-Mike Scott	15-Mike Scott	6-Jontel Evans	3-Jontel Evans	1-Assane Sene
vs Wichita State	11-24-10	58-70	16-Mike Scott	10-Mike Scott	5-Jontel Evans	1-Jontel Evans Mustapha Farrakhan Will Sherrill Joe Harris	1-Mustapha Farrakhan Will Sherrill

2010-11 Virginia Basketball
Virginia Team Game-by-Game (as of Nov 24, 2010)
All games

TEAM STATISTICS

Opponent	Date	Score		Total		3-Pointers		Free throws		Rebounds				pf	a	t/o	blk	stl	pts	avg
				fg-fga	pct	3fg-fga	pct	ft-fta	pct	off	def	tot	avg							
WILLIAM & MARY	11/12/10	76-52	W	28-56	.500	12-23	.522	8-11	.727	9	28	37	37.0	15	17	8	1	6	76	76.0
USC UPSTATE	11/15/10	74-54	W	25-47	.532	5-15	.333	19-25	.760	11	24	35	36.0	14	13	12	1	6	74	75.0
at Stanford	11/18/10	60-81	L	20-47	.426	9-24	.375	11-11	1.000	5	20	25	32.3	18	11	18	2	4	60	70.0
vs Washington	11-22-10	63-106	L	22-58	.379	4-16	.250	15-26	.577	13	21	34	32.8	17	9	17	2	4	63	68.2
vs Oklahoma	11-23-10	74-56	W	25-52	.481	7-18	.389	17-27	.630	9	23	32	32.6	16	14	9	1	8	74	69.4
vs Wichita State	11-24-10	58-70	L	22-51	.431	6-13	.462	8-13	.615	9	20	29	32.0	20	9	10	2	4	58	67.5
Virginia		405		142-311	.457	43-109	.394	78-113	.690	56	136	192	32.0	100	73	74	9	32	405	67.5
Opponents		419		150-315	.476	61-131	.466	58-89	.652	47	136	183	30.5	103	80	69	17	30	419	69.8

Games played: 6
Points/game: 67.5
FG Pct: 45.7
3FG Pct: 39.4
FT Pct: 69.0

Rebounds/game: 32.0
Assists/game: 12.2
Turnovers/game: 12.3
Assist/turnover ratio: 1.0
Steals/game: 5.3
Blocks/game: 1.5

2010-11 Virginia Basketball
Virginia Overall Team Statistics (as of Nov 24, 2010)
All games

TEAM STATISTICS	VA	OPP
SCORING	405	419
Points per game	67.5	69.8
Scoring margin	-2.3	-
FIELD GOALS-ATT	142-311	150-315
Field goal pct	.457	.476
3 POINT FG-ATT	43-109	61-131
3-point FG pct	.394	.466
3-pt FG made per game	7.2	10.2
FREE THROWS-ATT	78-113	58-89
Free throw pct	.690	.652
F-Throws made per game	13.0	9.7
REBOUNDS	192	183
Rebounds per game	32.0	30.5
Rebounding margin	+1.5	-
ASSISTS	73	80
Assists per game	12.2	13.3
TURNOVERS	74	69
Turnovers per game	12.3	11.5
Turnover margin	-0.8	-
Assist/turnover ratio	1.0	1.2
STEALS	32	30
Steals per game	5.3	5.0
BLOCKS	9	17
Blocks per game	1.5	2.8
WINNING STREAK	0	-
Home win streak	2	-
ATTENDANCE	17754	12514
Home games-Avg/Game	2-8877	1-5314
Neutral site-Avg/Game	-	3-2400

Score by Periods	1st	2nd	Totals
Virginia	195	210	405
Opponents	207	212	419

2010-11 Virginia Basketball
Virginia Season Box Score (as of Nov 24, 2010)
All games

RECORD:	OVERALL	HOME	AWAY	NEUTRAL
ALL GAMES	3-3	2-0	0-1	1-2
CONFERENCE	0-0	0-0	0-0	0-0
NON-CONFERENCE	3-3	2-0	0-1	1-2

#	Player	gp-gs	min	avg	Total			3-Point		F-Throw		Rebounds				pf	dq	a	to	blk	stl	pts	avg
					fg-fga	fg%	3fg-fga	3fg%	ft-fa	ft%	off	def	tot	avg									
23	Mike Scott	6-6	194	32.3	34-67	.507	0-0	.000	31-35	.886	20	36	56	9.3	11	0	9	11	2	2	99	16.5	
12	Joe Harris	6-4	150	25.0	23-44	.523	10-22	.455	2-2	1.000	8	12	20	3.3	15	0	6	12	0	3	58	9.7	
02	Mustapha Farrakhan	6-4	153	25.5	17-42	.405	6-22	.273	9-13	.692	0	7	7	1.2	12	0	11	14	2	6	49	8.2	
15	Billy Baron	6-0	117	19.5	13-33	.394	10-26	.385	9-13	.692	0	8	8	1.3	4	0	8	2	0	5	45	7.5	
24	KT Harrell	6-4	133	22.2	15-37	.405	6-15	.400	9-17	.529	8	8	16	2.7	12	0	6	9	0	1	45	7.5	
01	Jontel Evans	6-6	179	29.8	17-37	.459	0-2	.000	11-19	.579	4	14	18	3.0	11	0	27	14	0	8	45	7.5	
22	Will Sherrill	6-3	134	22.3	14-28	.500	10-20	.500	0-0	.000	3	21	24	4.0	12	0	4	5	1	4	38	6.3	
05	Assane Sene	6-3	65	10.8	3-8	.375	0-0	.000	5-7	.714	4	3	7	1.2	16	0	0	3	2	1	11	1.8	
04	Will Regan	5-0	32	6.4	3-5	.600	1-1	1.000	1-2	.500	1	5	6	1.2	2	0	0	1	1	1	8	1.6	
25	Akil Mitchell	5-0	42	8.4	3-10	.300	0-1	.000	1-5	.200	2	12	14	2.8	5	0	2	1	1	1	7	1.4	
32	Thomas Rogers	2-0	1	0.5	0-0	.000	0-0	.000	0-0	.000	0	0	0	0.0	0	0	0	0	0	0	0	0.0	
Team											6	10	16					2					
Total.....		6	1200		142-311	.457	43-109	.394	78-113	.690	56	136	192	32.0	100	0	73	74	9	32	405	67.5	
Opponents.....		6	1200		150-315	.476	61-131	.466	58-89	.652	47	136	183	30.5	103	-	80	69	17	30	419	69.8	

Score by Periods	1st	2nd	Totals
Virginia	195	210	405
Opponents	207	212	419