

# 2010-11 VIRGINIA MEN'S BASKETBALL GAME NOTES

**GAME**  
**#20**



**VIRGINIA CAVALIERS** (11-8, 2-3 ACC)  
**vs. MARYLAND TERRAPINS** (12-7, 2-3 ACC)



**JANUARY 27, 2011 • JOHN PAUL JONES ARENA • CHARLOTTESVILLE, VA.**



Michael Reghi, Ron Thompson, Junior Burrough, Russ Thaler



Dave Koehn, Cory Alexander

## TODAY'S GAME

- UVa concludes a two-game homestand as it hosts Maryland
- The Cavaliers look to even their ACC record at 3-3 this season

## SERIES HISTORY

- Maryland leads the series 105-68 (UVa leads 43-40 in Charlottesville, 3-1 at JPJA)
- The Terps won both meetings last season, 85-66 at Comcast Center and 74-68 at John Paul Jones Arena
- The teams will meet again in College Park on Mar. 5 in the regular season finale

## LAST TIME OUT

- Virginia snapped a season-high three-game losing streak with a 72-64 win over Georgia Tech on Saturday at John Paul Jones Arena
- The Cavaliers shot 10-15 from 3-point range, their highest 3-point percentage against an ACC opponent since 1990 (75%, 3-4, at NC State)
- It was the third time this season Virginia has shot over 60% from 3-point range
- Mustapha Farrakhan led UVa with 23 points, his third 20-point game of the season
- Freshmen KT Harrell and Joe Harris added 17 and 11 points respectively

## 70 IS A MAGIC NUMBER

- Under Tony Bennett, Virginia is 17-1 when scoring at least 70 points
- The Cavaliers are 9-23 over the past two seasons when scoring under 70 points

## INJURED HOOS

- Three Cavaliers have missed games due to injury this season for a total of 21 man-games lost (Mike Scott - 9, Sammy Zeglinski - 7, Will Sherrill - 5)
- UVa had just five man-games lost due to injury in the previous two seasons combined
- Zeglinski missed the first seven games of the season after surgery involving cartilage in his left knee
- Sherrill missed five games after suffering a fractured fibula in his right leg at Minnesota
- Scott will miss the remainder of the season with a left ankle injury

## PREVIOUS GAME'S STARTING LINEUP

G	1	Jontel Evans	So.	5.6 ppg	2.5 rpg	3.8 apg
• Leads the team in assists (73) and steals (28)						
G	2	Mustapha Farrakhan	Sr.	13.0 ppg	2.6 rpg	2.1 apg
• Double figure scoring in last six games (longest stretch of his career)						
C	5	Assane Sene	Jr.	3.5 ppg	4.5 rbg	1.2 blk
• Career-high 11 points and tied a career high with five blocks at Boston College						
G	12	Joe Harris	Fr.	10.3 ppg	3.6 rbg	1.0 apg
• Only ACC freshman to score in double figures in every league game this season						
G	24	KT Harrell	Fr.	10.5 ppg	2.6 rpg	0.9 apg
• Shooting 52.0% (53-102) from the floor in the past 11 games						

## 2010-11 SCHEDULE/RESULTS

Nov. 6	ROANOKE COLLEGE (ex)	W 82-50
Nov. 12	WILLIAM & MARY	W 76-52
Nov. 15	USC UPSTATE	W 74-54
Nov. 18	at Stanford	[FSN] L 60-81
Nov. 22	vs. #13 Washington <sup>1</sup>	[ESPN2] L 63-106
Nov. 23	vs. Oklahoma <sup>1</sup>	[ESPN2] W 74-56
Nov. 24	vs. Wichita State <sup>1</sup>	[ESPN2] L 58-70
Nov. 29	at #15 Minnesota <sup>2</sup>	[ESPN2] W 87-79
Dec. 5	at Virginia Tech *	[FSN] W 57-54
Dec. 7	RADFORD	W 54-44
Dec. 17	OREGON	[CSN] W 63-48
Dec. 20	NORFOLK STATE	W 50-49
Dec. 22	SEATTLE	L 53-59
Dec. 30	IOWA STATE	[CSN] L 47-60
Jan. 2	LSU	[FSN] W 64-50
Jan. 4	HOWARD	W 84-63
Jan. 8	NORTH CAROLINA *	[ACC] L 56-62
Jan. 15	at #1 Duke *	[ESPN] L 60-76
Jan. 19	at Boston College *	L 67-70
Jan. 22	GEORGIA TECH *	[ACC] W 72-64
Jan. 27	MARYLAND *	[CSN] 7:00 pm
Jan. 29	at Wake Forest *	[ACC] 4:00 pm
Feb. 2	CLEMSON *	[ESPNU] 9:00 pm
Feb. 5	at Miami *	2:00 pm
Feb. 12	at Florida State *	[RSN] 3:00 pm
Feb. 16	DUKE *	[ESPN or ESPN2] 7:00 pm
Feb. 19	VIRGINIA TECH *	[ACC] 1:00 pm
Feb. 23	at Georgia Tech *	[ESPNU] 7:00 pm
Feb. 26	BOSTON COLLEGE *	[RSN] 12:00 pm
Mar. 1	NC STATE *	[RSN] 7:00 pm
Mar. 5	at Maryland *	[ACC] 2:00 pm
Mar. 10-13	at ACC Tournament (Greensboro, N.C.)	

<sup>1</sup> EA Sports Maui Invitational (Lahaina, Maui, Hawaii)

<sup>2</sup> ACC/Big Ten Challenge

\* ACC game

[ACC] - ACC Network (formerly Raycom), [RSN] - Regional Sports Networks

[CSN] - Comcast SportsNet Mid-Atlantic

Virginia Athletics Media Relations • 154 John Paul Jones Arena, PO Box 400853, Charlottesville, VA 22904 • Office: (434) 982-5500 • Fax: (434) 982-5525

Rich Murray (Primary Men's Basketball Contact)  
Steve Kirkland (Secondary Men's Basketball Contact)

Office: (434) 982-5530  
Office: (434) 982-5535

Cell: (434) 981-4942  
Cell: (434) 825-5241

Email: rmurray@virginia.edu  
Email: skirkland@virginia.edu

# 2010-11 VIRGINIA MEN'S BASKETBALL GAME NOTES

## RANKINGS (1/24)

### ASSOCIATED PRESS

1. Ohio State	20-0
2. Pittsburgh	19-1
3. <b>Duke</b>	<b>18-1</b>
4. San Diego State	20-0
5. Connecticut	16-2
6. Kansas	18-1
7. Texas	16-3
8. Villanova	17-2
9. Syracuse	18-2
BYU	17-1
11. Missouri	17-3
12. Purdue	17-3
13. Texas A&M	17-2
14. Kentucky	15-4
15. Notre Dame	16-4
16. <b>Minnesota</b>	<b>14-4</b>
17. Wisconsin	15-4
18. <b>Washington</b>	<b>15-4</b>
19. Vanderbilt	14-4
20. Illinois	14-6
21. Georgetown	14-5
22. <b>Florida State</b>	<b>15-5</b>
23. Louisville	15-4
24. Florida	15-4
25. Michigan State	12-7

Others receiving votes:

Cincinnati, Arizona, West Virginia, Saint Mary's, Utah State, Georgia, Xavier, Memphis, **Virginia Tech**, Temple, Missouri State, UNLV, Tennessee, VCU, Baylor, Coastal Carolina, Duquesne, Belmont, Penn State, Harvard.

### ESPN/USA TODAY

1. Ohio State	20-0
2. Pittsburgh	19-1
3. <b>Duke</b>	<b>18-1</b>
4. San Diego State	20-0
5. Connecticut	16-2
6. Kansas	18-1
7. Villanova	17-2
8. Texas	16-3
9. BYU	17-1
10. Syracuse	18-2
11. Texas A&M	17-2
12. Purdue	17-3
13. Missouri	17-3
14. Notre Dame	16-4
15. Wisconsin	15-4
16. Kentucky	15-4
17. <b>Washington</b>	<b>15-4</b>
18. <b>Minnesota</b>	<b>14-4</b>
19. Louisville	15-4
20. Georgetown	14-5
21. Illinois	14-6
22. Vanderbilt	14-4
23. Florida	15-4
24. Saint Mary's	17-3
25. Utah State	18-2

Others receiving votes:

Michigan State, Arizona, **Florida State**, Cincinnati, Georgia, West Virginia, UNLV, Missouri State, Temple, Xavier, Cleveland State, Coastal Carolina, Kansas State, Memphis, **North Carolina**, Baylor, Belmont.

### • 2010-11 Opponents

## LONG RANGE FIRING

- Virginia shot 66.7 percent (10-15) from 3-point range against Georgia Tech
- It marked the third time this season Virginia has shot over 60 percent from behind the arc (in 19 games)
- In the previous 16 seasons combined, the Cavaliers shot over 60 percent from behind the arc just three times (a span of 487 games)
- The Cavaliers shot 64.0 percent (16-25) from 3-point range against Howard, and UVA's 16 3-pointers vs. Howard is tied for the second most in school history
- Virginia shot 76.9 percent (10-13) from 3-point range in the win at Minnesota
- The 76.9 3-point percentage is a school record (minimum of 10 attempts)

## GUARDING THE ARC ... BETTER

- The Cavaliers are allowing ACC opponents to shoot 31.2 percent from 3-point range (2nd in the league)
- That is an 8.0 percent improvement from non-conference play, when Virginia allowed opponents to shoot a league-worst 39.2 percent from 3-point range

## YOUNG CAVALIERS

- Seven of Virginia's 13 players are first years
- The seven true freshmen are a program record, breaking the previous high of six in 1989-90 (Blair Ford, Chris Havlicek, Ted Jeffries, Terry Kirby, Doug Smith, Shawn Wilson) and 2004-05 (T.J. Bannister, Jason Cain, Gary Forbes, Donte Minter, Vince Redd and J.R. Reynolds)

## HOT SHOOTING AGAINST HOWARD

- The Cavaliers had one of the best shooting performances in school history vs. Howard
- Virginia shot 66.7% (32-48) from the floor, tied for the fifth-highest percentage in school history and the highest since 1985
- Virginia's 16 3-pointers made are tied for the second most in school history
- UVA's 76.2% (16-21) shooting in the first half was its highest percentage in a half since shooting 78.3% (18-23) in the second half of a 91-59 win over Georgia Tech on Feb. 7, 1984
- UVA shot 50% or better in both halves of a game for the first time since last year's win at North Carolina
- Mustapha Farrakhan (8-9) and Joe Harris (5-6) became the first pair of Cavaliers to make at least five 3-pointers each in a game since Sean Singletary (5-10) and J.R. Reynolds (5-8) at NC State on Jan. 24, 2007
- Their 13 3-pointers was one shy of the school record for teammates in a game of 14 by Curtis Staples (9-12) and Harold Deane (5-11) against UNLV on Feb. 12, 1995

## DEFENSE!!! DEFENSE!!!

- Virginia held Radford, Oregon and Norfolk State under 50 points each
- It marked the first time the Cavaliers held three consecutive opponents under 50 points since the first three games of the 1948-49 season

## HARRELL NAMED ACC ROOKIE OF THE WEEK

- KT Harrell was named ACC Rookie of the Week on Dec. 20
- Harrell was honored after posting his first career 20-point game (20 pts) in the 63-48 win over Oregon on Dec. 17
- It was the first Rookie of the Week honor for a Cavalier since Sylven Landesberg won the award six times in 2008-09

## HARRIS AND FARRAKHAN SHOOT DOWN GOPHERS

- Joe Harris (24 pts) and Mustapha Farrakhan (23 pts) led Virginia to the 87-79 win at #15 Minnesota
- It was the first time Virginia had two 20-point scorers in a road game since Jan. 24, 2007 at NC State (J.R. Reynolds-29, Sean Singletary-27)
- It was the first career 20-point game for both Farrakhan and Harris

# 2010-11 VIRGINIA MEN'S BASKETBALL GAME NOTES

## SHARP-SHOOTING 'HOOS

- Virginia shot 50% or better from the field in the first two games this season (50% vs. William & Mary, 53.2% vs. USC Upstate)
- It was the first time the Cavaliers have shot at least 50% from the field in consecutive games since 2004-05 (57.1% vs. Clemson, 50.9% at Virginia Tech)
- UVa has shot at least 50% in five games this season (W&M, USC Upstate, Oregon, Howard, Georgia Tech)

## WIN AT MINNESOTA WAS NOTABLE

- Virginia's win at Minnesota in the ACC/Big Ten Challenge was notable for several reasons
- The No. 15 Gophers were the highest ranked opponent the Cavaliers defeated on the road since an 86-78 win at No. 8 Maryland on Feb. 6, 2003
- Virginia's 58 second half points were the most the Cavaliers have scored in a half since scoring 60 first half points in a 108-87 win over Gonzaga on Jan. 3, 2007
- The Cavaliers trailed by 13 points in the second half at Minnesota, the largest deficit they have overcome to win since rallying from 13 down to top Maryland 68-63 on Mar. 7, 2009
- UVa overcame a 10-point halftime deficit, the largest it has overcome in a win since trailing by 13 at the break in a 93-90 win over Arizona on Nov. 12, 2006 (first game at JPJA)
- It was the largest halftime deficit overcome by the Cavaliers on the road since rallying from a 21-point halftime deficit for a 91-88 2OT win at Duke on Jan. 14, 1995

## THEY CALL THEM FREE THROWS FOR A REASON

- Virginia went 11-11 from the free throw line at Stanford on Nov. 18
- It was the Cavaliers' first perfect game from the line since Feb. 28, 2009 vs. Wake (8-8)

## SPREADING THE WEALTH

- Virginia already has seven players with multiple double-figure scoring games this season
- Last year, the Cavaliers had just six players with multiple double-figure scoring games

## ALREADY TOPPING LAST SEASON

- Three Cavaliers have already scored more points this season than they did last season: Jontel Evans - 106 (73 last season); Mustapha Farrakhan - 247 (194 last season); Assane Sene - 66 (39 last season)
- Jontel Evans has 73 assists, already topping his total of 60 from last season

## HARRELL & HARRIS - THE FRESHMAN DUO

- First years KT Harrell and Joe Harris are averaging a combined 20.8 points per game this season
- The last time Virginia had a freshman duo combine for over 20 points per game was 1998-99 (Chris Williams - 16.8, Adam Hall - 10.8)

## JOE HARRIS ... FOR 3!!!!!!

- Joe Harris leads all ACC freshmen with 37 3-pointers this season
- His 37 3-pointers already rank fifth by a Cavalier freshman for a season
- Over the past six games, he is shooting 51.5% (17-33) from behind the arc

UVa FRESHMAN 3-POINTERS	
Curtis Staples (1995)	103
Harold Deane (1994)	51
J.R. Reynolds (2004)	48
Cory Alexander (1992)	44
<b>Joe Harris (2011)</b>	<b>37</b>
Adam Hall (1999)	36
Chris Williams (1999)	36
Sean Singletary (2005)	34

## EVANS DISHES IT OUT

- Jontel Evans has recorded at least five assists in eight of 19 games this season
- Last season, he had only three five-assist games during his freshman season (31 games)

## TRI-CAPTAINS NAMED

- Mustapha Farrakhan, Mike Scott and Will Sherrill are the tri-captains for the 2010-11 season
- The three players make up this year's senior class

## DOUBLE TIME

### DOUBLE-DOUBLES

	2010-11	Career
Mike Scott	6	24

### DOUBLE-FIGURE SCORING GAMES

	2010-11	Career
Mike Scott	9	51
Mustapha Farrakhan	14	28
Sammy Zeglinski	1	27
KT Harrell	11	11
Joe Harris	10	10
Jontel Evans	4	4
Will Sherrill	2	3
Billy Baron	2	2
Assane Sene	1	1

### 20-POINT SCORING GAMES

	2010-11	Career
Mustapha Farrakhan	3	3
Mike Scott	2	6
KT Harrell	1	1
Joe Harris	1	1
Sammy Zeglinski	—	2

### 30-POINT SCORING GAMES

	2010-11	Career
Mustapha Farrakhan	1	1

### DOUBLE-FIGURE REBOUNDING GAMES

	2010-11	Career
Mike Scott	6	28
Assane Sene	2	7

### DOUBLE-FIGURE ASSIST GAMES

	2010-11	Career
Jontel Evans	1	1

# 2010-11 VIRGINIA MEN'S BASKETBALL GAME NOTES

## ON THE LINE

### CONSECUTIVE MADE FREE THROWS

	Current	Season High	Career High
Scott	4	20	20
Farrakhan	3	24	24
Zeglinski	3	3	16
Harris	2	8	8
Mitchell	2	4	4
Evans	1	5	5
Sherrill	1	1	4
Sene	--	8	8
Baron	--	7	7
Harrell	--	5	5
Regan	--	1	1

### VIRGINIA'S CONSECUTIVE FREE THROW STREAKS OF 10 OR MORE THIS SEASON

24	Mustapha Farrakhan	12/5-1/2
20	Mike Scott	11/12-11/23

\*active

### AND ONES\*

	2010-11	Career
Scott	5	13
Harrell	3	3
Sene	3	3
Farrakhan	2	7
Evans	2	2
Harris	2	2
Zeglinski	1	4(1)
Sherrill	1	1

(#) - number of four-point plays

\*Times making a basket when fouled and making the ensuing free throw too

### SCOTT DOUBLING IT UP

- Mike Scott has 24 career double-doubles (ranks T-8th in UVa history)
- He had his sixth double-double of the season, and fifth consecutive double-double, vs. Radford (10 pts, 13 rebs)
- He is the first Cavalier with five consecutive double-doubles since Ralph Sampson in 1983

### SCOTT HONORED BY ACC

- Mike Scott was named ACC Player of the Week on Dec. 6
- The previous week he had a pair of double-doubles in two Cavalier road wins (17 pts and 12 rebs at #15 Minnesota; 21 pts and 13 rebs at Virginia Tech)
- It is the first ACC Player of the Week honor of Scott's career

### LETS GET TROPICAL!!!

- Will Sherrill has three career double-figure scoring games, all coming outside the continental United States
- He scored a career-high 18 points last season against Cleveland State in Cancun
- This season, he scored 11 points against both Oklahoma and Wichita State in Maui

### FIRST-YEARS SHINE IN DEBUT

- The Cavalier first-years made an impact in their collegiate debut against William & Mary
- Billy Baron, KT Harrell, Will Regan, Joe Harris, Akil Mitchell and Thomas Rogers combined for 37 points and 10 rebounds against the Tribe
- It was the most points scored by Cavalier first-years in a season opener since 2003-04 when the Cavalier freshmen combined for 40 points against Mt. St. Mary's (Gary Forbes-21, Donte Minter-12, J.R. Reynolds-7)
- Baron (19 pts) and Harrell (13) were the first Virginia freshman duo to score in double figures in an opener since 2005-06 (Mamadi Diane 17, Lars Mikalauskas 14 vs. Liberty)

### JOHNSON TO REDSHIRT

- Freshman forward James Johnson is expected to redshirt this season
- Virginia head coach Tony Bennett indicated that after Virginia's game with William & Mary on Nov. 12

### AT JOHN PAUL JONES ARENA

- Virginia is 57-25 all-time at John Paul Jones Arena
- The Cavaliers are 8-3 at JPJA this season

### McKAY PARTICIPATING IN "SHOTS FROM THE HEART"

- Associate Head Coach Ritchie McKay is participating in "Shots from the Heart", a project designed to raise awareness for the growing problem of heart disease
- College basketball coaches are competing against one another in a free throw shooting tournament, which will benefit the American Heart Association
- The event also pays tribute to the late Skip Prosser who passed away on July 26, 2007 of a heart attack
- McKay defeated Charles Baker of Campbell in the first round and Greg Gary of Duquesne in the second round of the assistant coaches division
- In his second round match, McKay went a perfect 25-of-25 from the line
- He will play Ben Johnson of Northern Iowa in the round of 16

### THREE SIGN WITH VIRGINIA

- UVa signed three players to National Letters of Intent for the 2011 recruiting class
- The three players are 6-8 forward Darion Atkins of Clinton, Md.; 6-5 guard Malcolm Brogdon of Norcross, Ga.; and 6-7 wing Paul Jespersen of Merrill, Wisc.

### UP NEXT

- The Cavaliers will visit Wake Forest on Saturday afternoon
- Game time is 4 p.m. and the game will be broadcast by the ACC Network

### UVa CAREER DOUBLE-DOUBLES

Ralph Sampson (80-83)	84
Travis Watson (00-03)	54
Scott McCandlish (70-72)	29
Norman Nolan (95-98)	26
Norm Carmichael (67-69)	25
Bill Gerry (69-71)	25
Junior Burrough (92-95)	25
Gus Gerard (73-74)	24
<b>Mike Scott (08-pres.)</b>	<b>24</b>

# 2010-11 VIRGINIA MEN'S BASKETBALL GAME NOTES

## 2010-11 VIRGINIA CAVALIERS

No.	Player	Pos.	Yr.	Ht.	Hometown	PPG	RBG	Other	Minutes
1	Jontel Evans <i>• Leads the team in assists (73) and steals (28)</i>	G	So.	5-11	Hampton, Va.	5.6	2.5	3.8 apg	27.9
2	Mustapha Farrakhan ( <i>Moo-sta-fa Fair-uh-con</i> ) <i>• Double figure scoring in last six games (longest stretch of his career)</i>	G	Sr.	6-4	Harvey, Ill.	13.0	2.6	2.1 apg	29.6
4	Will Regan ( <i>Ree-gan</i> ) <i>• 2010 New York State Class A Player of the Year</i>	F	Fr.	6-8	Williamsville, N.Y.	1.4	1.1	0.3 blk	7.6
5	Assane Sene ( <i>Uh-Sahn Sen</i> ) <i>• 76 career blocks</i>	C	Jr.	7-0	Saint-Louis, Senegal	3.5	4.5	1.2 blk	18.4
12	Joe Harris <i>• Only ACC freshman to score in double figures in every league game this season</i>	G	Fr.	6-6	Chelan, Wash.	10.3	3.6	1.0 apg	26.1
13	Sammy Zeglinski ( <i>Zuh-glin-ski</i> ) <i>• Made his 100th career 3-pointer vs. Norfolk State</i>	G	Jr.	6-1	Philadelphia, Pa.	5.1	2.5	1.8 apg	18.9
15	Billy Baron <i>• Scored 19 points vs. William &amp; Mary in collegiate debut</i>	G	Fr.	6-2	E. Greenwich, R.I.	3.2	0.8	0.8 apg	11.3
22	Will Sherrill <i>• Had a career-high nine rebounds vs. Iowa State</i>	F	Sr.	6-9	New York, N.Y.	4.8	2.9	0.6 apg	19.1
23	Mike Scott <i>• Will miss the rest of the season with a left ankle injury</i>	F	Sr.	6-8	Chesapeake, Va.	15.9	10.2	1.6 apg	33.7
24	KT Harrell <i>• Career-high 20 points vs. Oregon</i>	G	Fr.	6-4	Montgomery, Ala.	10.5	2.6	0.9 apg	25.1
25	Akil Mitchell ( <i>Ah-keel</i> ) <i>• 2010 North Carolina Independent School Athletic Association All-State</i>	F	Fr.	6-8	Charlotte, N.C.	2.5	3.1	0.7 apg	14.4
32	Thomas Rogers <i>• Joined the program as a walk-on</i>	G	Fr.	6-6	Farmville, Va.	0.0	0.0	--	1.4
34	James Johnson <i>• Top 100 recruit by Scout.com and ESPNU, plans to redshirt this season</i>	F	Fr.	6-9	Wildomar, Calif.	--	--	--	--

## HEAD COACH TONY BENNETT

### SECOND SEASON AT VIRGINIA

Alma Mater: Wisc.-Green Bay '92  
Hometown: Green Bay, Wisc.



### CAREER RECORD

at Virginia	26-24	2 seasons
at Washington State	69-33	3 seasons
CAREER	95-57	5 seasons

### VS. RANKED OPPONENTS (AP)

at Virginia	4-5
at Washington State	11-13
CAREER	15-18

### AT VIRGINIA

- First coach in UVa history to win his first three ACC games

### AT WASHINGTON STATE

- 2007 National Coach of the Year
- Led the Cougars to the 2007 and 2008 NCAA Tournaments
- 2008 NCAA Sweet Sixteen
- Led WSU to the highest ranking in school history (No. 4)

### PLAYING CAREER

- Played for his father, Dick Bennett, at UWGB
- Two-time Mid-Continent Conference Player of the Year
- Finished career as the all-time leading scorer in conference history with 2,285 points
- Still the NCAA career 3-point percentage leader at 49.7 percent
- 1992 Frances Pomeroy Naismith Award (best senior player under six-feet tall)
- 1992 GTE Academic All-American of the Year
- Played three seasons in the NBA with Charlotte Hornets (1992-95)

### CURRENT DIVISION I HEAD COACHES WHO PLAYED IN THE NBA...

Steve Alford	New Mexico
Jerome Allen	Penn
<b>Tony Bennett</b>	<b>Virginia</b>
Johnny Dawkins	Stanford
Billy Donovan	Florida
Fred Hoiberg	Iowa State
Jeff Lebo	East Carolina
Jim Les	Bradley
Sidney Lowe	NC State
Mark Macon	Binghamton
Cuonzo Martin	Missouri State
Lorenzo Romar	Washington
Larry Smith	Alcorn State
Isiah Thomas	Florida International
Brooks Thompson	UTSA
Rex Walters	San Francisco
Corliss Williamson	Central Arkansas
Sean Woods	Mississippi Valley St.

# 2010-11 VIRGINIA MEN'S BASKETBALL GAME NOTES

## THE LAST TIME ...

### VIRGINIA INDIVIDUALS

- **Scored 30 points:** Mustapha Farrakhan (31) vs. Howard (1/4/11)
- **Scored 40 points:** Sean Singletary (41) at Miami (3/1/08)
- **Two players with 20 points:** Joe Harris (24) and Mustapha Farrakhan (23) at Minnesota (11/29/10)
- **Three players with 20 points:** Chris Williams (27), Roger Mason, Jr. (22) and Donald Hand (20) vs. Duke (1/5/00)
- **Four players with 20 points:** Chris Williams (23), Donald Hand (22), Adam Hall (21), and Travis Watson (20) vs. Georgetown (3/15/00)
- **A player with back-to-back 25-point games:** Sylvan Landesberg, 26 at Georgia Tech (12/28/08), 25 vs. Xavier (1/3/09)
- **One player scored in double figures:** Mustapha Farrakhan (18) vs. Norfolk State (12/20/10)
- **Five players scored in double figures:** Sammy Zeglinski (21), Jeff Jones (14), Jerome Meyinsse (12), Mike Scott (11), Mustapha Farrakhan (10), vs. Boston College (3/11/10)
- **Six players scored in double figures:** Sean Singletary (27), Adrian Joseph (13), Jamil Tucker (13), Mamadi Diane (12), Calvin Baker (11), Laurynas Mikalauskas (11), vs. Maryland (3/9/08)
- **Seven players scored in double figures:** Cornel Parker (20), Junior Burrough (15), Ted Jeffries (14), Cory Alexander (13), Jason Williford (12), Yuri Barnes (11) and Doug Smith (11) vs. Clemson (1/13/93)
- **Had 15 rebounds:** Mike Scott (15) vs. Oklahoma (11/23/10)
- **Had 20 rebounds:** Travis Watson (20) vs. Wofford (1/2/03)
- **Had 25 rebounds:** Bob Mortell (25) vs. Washington & Lee (2/27/60)
- **Two players with 10 rebounds:** Sylvan Landesberg (11) and Mike Scott (10) at Maryland (1/20/09)
- **Three players with 10 rebounds:** Yuri Barnes (13), Jason Williford (12) and Junior Burrough (11) vs. Rice (12/4/93)
- **Double-Double:** Mike Scott (10 pts, 13 rebs) vs. Radford (12/7/10)
- **Two players had a double-double:** Adrian Joseph (23 pts, 11 rebs) and Mike Scott (10 pts, 13 rebs) at Penn (11/23/07)
- **Three players had a double-double:** Jason Williford (10 pts, 15 rebs), Ted Jeffries (23 pts, 10 rebs), and Cornel Parker (11 pts, 11 rebs) at William & Mary (1/25/93)
- **Double-Double with points and assists:** Sean Singletary (22 pts, 10 assts) vs. Old Dominion (3/24/08)
- **Triple-Double:** Ralph Sampson (15 pts, 22 rebs, 10 blks) vs. Old Dominion (12/29/79)
- **Four Double-Doubles in a row:** Mike Scott [5 in a row] (27 pts, 15 rebs) vs. Oklahoma (11/23/10), (16 pts, 10 rebs) vs. Wichita State (11/24/10), (17 pts, 12 rebs) at Minnesota (11/29/10), (21 pts, 13 rebs) at Virginia Tech (12/5/10), (10 pts, 13 rebs) vs. Radford (12/7/10)
- **20 points and 20 rebounds:** Travis Watson (21 pts, 20 rebs) vs. Wofford (1/2/03)
- **10 assists:** Jontel Evans (10) vs. Howard (1/4/11)
- **5 Blocked Shots:** Assane Sene (5) at Boston College (1/19/11)
- **5 Steals:** Sammy Zeglinski (5) vs. Florida State (1/24/09)
- **Led UVA in Points, Rebounds and Assists:** Sylvan Landesberg (22 pts, 6 rebs, 5 assts) vs. Georgia Tech (1/13/10)
- **Hit a last second shot to win a game:** Sean Singletary vs. Duke (2/1/07) [jumper with one second in OT]; J.R. Reynolds vs. Loyola Marymount (12/23/04) [layup with 1.5 seconds in regulation]
- **Played every minute:** Sylvan Landesberg (45) vs. Clemson (2/15/09)
- **Played 40 or more minutes:** Sammy Zeglinski (40) and Mike Scott (40) vs. Virginia Tech (1/28/10)

### VIRGINIA TEAM

- **Won in Overtime:** vs. Clemson, 85-81 (2/15/09)
- **Lost in Overtime:** vs. Wake Forest, 61-64 (2/6/10)
- **Played Two Overtimes:** vs. Maryland, L 89-92 (2/19/05)
- **Played Three Overtimes:** vs. Georgetown, L 111-115 (3/15/00)
- **Shot 70 percent for a Half:** 76.2% (16-21) vs. Howard 1st Half (1/4/11)
- **Shot 60 percent in a Game:** 66.7% (32-48) vs. Howard (1/4/11)
- **Shot less than 30 percent in a Game:** 27.7% (13-47) vs. Radford (12/7/10)
- **Shot 90 percent from the free throw line:** 100.0 % (11-11) at Stanford (11/18/10)
- **Shot 50 percent from 3-point line:** 66.7% (10-15) vs. Georgia Tech (1/22/11)
- **Shot less than 30 percent in a half:** 26.1% (6-23) in 2nd Half vs. North Carolina (1/8/11)
- **Shot less than 20 percent in a half:** 16.7% (4-24) in 2nd Half vs. Radford (12/7/10)
- **Shot 55 percent or better and lost:** 56.9% (29-51) vs. Duke (3/14/03)
- **Attempted 50 FTs:** 52 (made 34) vs. Howard (12/12/94)
- **Made 30 FTs:** 31 (36 att.) vs. Tennessee (3/18/07)
- **Made 10 3-pt FGs:** 10 vs. Georgia Tech (1/22/11)
- **Failed to make a 3-pt FG:** at Georgia Tech (12/4/05)
- **Had 50 rebounds:** 50 vs. North Carolina (1/15/09)
- **Had 25 assists:** 27 vs. Howard (11/21/01)
- **Had 15 steals:** 16 vs. NC State (2/24/08)
- **Had 10 blocks:** 10 at Virginia Tech (1/10/09)
- **Scored 50 pts in a half:** 58 at Minnesota, 2nd half (11/29/10)
- **Scored 60 pts in a half:** 60 vs. Gonzaga, 1st half (1/3/07)
- **Scored 70 pts in a half:** 70 vs. Coastal Carolina, 2nd half (11/20/00)
- **Scored 100 pts (ACC):** 103 vs. Maryland (1/16/07)
- **Scored 100 pts (non-conf):** 107 vs. VMI (1/16/08)
- **Scored under 20 pts in 1st half:** 15 vs. Iowa St (12/30/10)
- **Scored under 20 pts in 2nd half:** 19 vs. UNC (1/8/11)
- **Scored under 50 pts in a game:** 47 vs. Iowa St (12/30/10)

### OPPONENT INDIVIDUALS

- **Scored 30 points:** Greivis Vasquez (30), Maryland (2/15/10)
- **Scored 35 points:** J.J. Redick (40), Duke (1/28/06)
- **Scored 40 points:** J.J. Redick (40), Duke (1/28/06)
- **Scored 50 points:** Len Chappell (50), Wake (2/12/62)
- **Two players with 20 points:** Kyle Singler (21) and Jon Scheyer (20), Duke (2/28/10)
- **Three players with 20 points:** Seth Curry (26), Kyle Ohman (26), Anthony Smith (21), Liberty (11/25/08)
- **Two players with 30 points:** Trevor Powell (31) and Tony Smith (31), Marquette (2/3/90)
- **Five players scored in double figures:** Isaiah Thomas (18), C.J. Wilcox (17), Abdul Gaddy (12), Terrence Ross (12), Justin Holiday (11), Washington (11/22/10)
- **Six players scored in double figures:** Chris Paul (21), Justin Gray (17), Eric Williams (15), Jamaal Levy (12), Taron Downey (11) and Vytas Danelius (10), Wake Forest (1/2/05)
- **Seven players scored in double figures:** Stanley Burrell (15), Drew Lavender (13), C.J. Anderson (12), B.J. Raymond (12), Josh Duncan (11), Charles Bronson (11), and Jason Love (10), at Xavier (1/3/08)
- **Double-Double:** Aaron Broussard (15 pts, 10 rebs), Seattle (12/22/10)
- **Double-Double with points and assists:** Eric Hayes (10 pts, 11 assts), at Maryland (1/20/09)

- **Two players had a double-double:** Donte Green (20 pts, 10 rebs) and Paul Harris (10 pts, 14 rebs), Syracuse (12/5/07)
- **Had 15 rebounds:** Mason Plumlee (16), at Duke (1/15/11)
- **Had 20 rebounds:** Tim Duncan (23), Wake (2/22/97)
- **Had 10 assists:** Eric Hayes (11), at Maryland (1/20/09)
- **5 Blocked Shots:** Trevor Mbakwe (5), at Minnesota (11/29/10)
- **5 Steals:** Justin Holiday (6), Washington (11/22/10)
- **Hit a last second shot to win a game:** Deron Washington of Virginia Tech (1/16/08) [0.0 seconds in overtime]

### OPPONENT TEAM

- **Shot less than 30 percent in a Game:** 27.1% (13-48) NJIT (12/21/09)
- **Shot less than 30 percent in a Game (ACC):** 29.0% (20-69), Wake Forest (2/24/96)
- **Shot 60 percent in a Game:** 63.8% (37-58), at Xavier (1/3/08)
- **Shot 55 percent or better and lost:** 55.3% (26-47), Cleveland State (11/25/09)
- **Scored 100 pts:** 106, Washington (11/22/10)
- **Scored 60 pts in a half:** 60, at Miami, 2nd half (3/1/08)
- **Scored under 20 pts in 1st half:** 19, Radford (12/7/10)
- **Scored under 20 pts in 2nd half:** 19, NC State (2/3/10)
- **Scored under 50 pts in a game:** 49, Norfolk St (12/20/10)
- **Had 25 assists:** 27, at Xavier (1/3/08)
- **Had 15 steals:** 15, VMI (11/16/08)
- **Had 10 blocks:** 10 vs. North Carolina (1/15/09)
- **Failed to make a 3-pt FG:** vs. Arizona State (11/27/99)

## JOHN PAUL JONES ARENA RECORDS

### **VIRGINIA PLAYERS**

<b>Points:</b>	40, J.R. Reynolds vs. Wake Forest, 1/21/07
<b>Most 1st Half Points:</b>	23, Sean Singletary vs. Virginia Tech, 1/16/08
<b>Most 2nd Half Points:</b>	26, Sylvan Landesberg vs. Boston College, 2/4/09
<b>Rebounds:</b>	18, Mike Scott vs. VMI, 11/16/08
<b>Field Goals:</b>	13, Sylvan Landesberg vs. Boston College, 2/4/09
<b>Field Goal Attempts:</b>	23, Sylvan Landesberg vs. Boston College, 2/4/09
<b>Field Goal Pct.:</b>	1.000 (6-6), Sammy Zeglinski vs. Clemson, 2/15/09
<b>3-Point Field Goals:</b>	8, Mustapha Farrakhan vs. Howard, 1/4/11
<b>3-Point FG Attempts:</b>	12, Sean Singletary vs. Gonzaga, 1/3/07 12, Sean Singletary vs. Georgia Tech, 2/24/07
<b>3-Point FG Pct.:</b>	1.000 (3-3), Sammy Zeglinski vs. Clemson, 2/15/09 (3-3), KT Harrell vs. Radford, 12/7/10
<b>Free Throws Made:</b>	14, Sean Singletary vs. Hampton, 12/16/06 14, Sylvan Landesberg vs. Florida State, 1/24/09
<b>Free Throw Attempts:</b>	16, Sean Singletary vs. Hampton, 12/16/06
<b>FT Pct.:</b>	1.000 (14-14), Sylvan Landesberg vs. Florida State, 1/24/09
<b>Assists:</b>	10, three times by Sean Singletary last vs. Old Dominion, 3/24/08 10, Jontel Evans vs. Howard, 1/4/11
<b>Steals:</b>	7, Sean Singletary vs. NC State, 2/24/08
<b>Blocks:</b>	5, Assane Sene vs. Hampton, 12/23/09

### **VIRGINIA TEAM**

<b>Most Points:</b>	108 vs. Gonzaga, 1/3/07
<b>Fewest Points:</b>	47 vs. Iowa State, 12/30/10
<b>Most 1st Half:</b>	60 vs. Gonzaga, 1/3/07
<b>Fewest 1st Half:</b>	15, vs. Iowa State, 12/30/10
<b>Most 2nd Half:</b>	57 vs. Arizona, 11/12/06
<b>Fewest 2nd Half:</b>	19 vs. UNC, 1/8/11
<b>Rebounds:</b>	54 vs. UMES, 11/26/06
<b>Field Goals:</b>	43 vs. VMI, 11/16/08
<b>Field Goal Attps.:</b>	82 vs. UNC, 1/15/09
<b>Field Goal Pct.:</b>	.667 (32-48) vs. Howard, 1/4/11
<b>3-Pt. FG:</b>	18 vs. Gonzaga, 1/3/07
<b>3-Pt. FG Attempts:</b>	36 vs. Georgia Tech, 1/27/08
<b>3-Point FG Pct.:</b>	.667 (10-15) vs. Georgia Tech, 1/22/11
<b>Free Throws:</b>	39 vs. Maryland, 1/16/07
<b>FT Attempted:</b>	49 vs. Maryland, 1/16/07
<b>Free Throw Pct.:</b>	1.000 (8-8) vs. Wake Forest, 2/28/09
<b>Assists:</b>	24 vs. Howard, 11/14/07 24 vs. VMI, 11/16/08
<b>Steals:</b>	16 vs. NC State, 2/24/08
<b>Blocks:</b>	12 vs. Longwood, 2/13/07
<b>Most Turnovers:</b>	21 vs. Longwood, 12/7/07 21 vs. Hampton, 12/19/07
<b>Fewest Turnovers:</b>	6 vs. Boston Coll., 1/19/08

### **OPPONENT PLAYERS**

<b>Points:</b>	32, K.C. Rivers Clemson, 2/7/08 32, Talor Battle Penn State, 11/30/09
<b>Most 1st Half Points:</b>	17, four times Last by Elijah Millsap UAB, 12/30/09
<b>Most 2nd Half Points:</b>	28, Talor Battle Penn State, 11/30/09
<b>Rebounds:</b>	16, Al Thornton Florida State, 2/17/07
<b>Field Goals:</b>	13, Elijah Millsap UAB, 12/30/09
<b>Field Goal Attempts:</b>	24, Malcolm Delaney Virginia Tech, 1/28/10
<b>Field Goal Pct.:</b>	.875 (7-8), Ahmed Grant UNC Wilmington, (1/18/10)
<b>3-Point Field Goals:</b>	8, K.C. Rivers Clemson, 2/7/08
<b>3-Pt. FG Attempts:</b>	12, Jeremy Crouch Bradley, 3/26/08
<b>3-Pt. FG Pct.:</b>	1.000 (5-5), Tony Dukes USC Upstate, 11/15/10
<b>Free Throws Made:</b>	15, Tyler Hansbrough North Carolina, 1/15/09
<b>FT Attempted:</b>	17, Tyler Hansbrough North Carolina, 1/15/09
<b>FT Pct.:</b>	1.000 (8-8), Tyrese Rice Boston College, 2/4/09 1.000 (8-8), Sean Mosley Maryland, 3/6/10
<b>Assists:</b>	11, Cliff Hammonds Clemson, 2/7/08
<b>Steals:</b>	5, Jon Scheyer Duke, 2/28/10
<b>Blocks:</b>	6, Eric Hall Radford, 11/21/08

### **OPPONENT TEAM**

<b>Most Points:</b>	97, VMI, 11/16/08
<b>Fewest Points:</b>	37, NJIT, 12/21/09
<b>Most 1st Half:</b>	50, North Carolina, 1/15/09
<b>Fewest 1st Half:</b>	18, NC State, 2/24/08
<b>Most 2nd Half:</b>	61, Gonzaga, 1/3/07
<b>Fewest 2nd Half:</b>	18, NJIT, 12/21/09
<b>Rebounds:</b>	47, Virginia Tech, 1/16/08 North Carolina, 1/15/09
<b>Field Goals:</b>	37, VMI, 11/16/08
<b>Field Goal Attps.:</b>	79, VMI, 11/16/08
<b>Field Goal Pct.:</b>	.566 (30-53) Liberty, 11/25/08
<b>3-Pt. FG:</b>	16, Clemson, 2/7/08
<b>3-Pt. FG Attempts:</b>	39, Hartford, 12/30/07
<b>3-Point FG Pct.:</b>	.615 (16-26) Clemson, (2/7/08)
<b>Free Throws:</b>	26, Boston College, 2/4/09
<b>FT Attempted:</b>	31, Boston College, 2/4/09
<b>Free Throw Pct.:</b>	.944 (17-18) American, 12/28/06
<b>Assists:</b>	22, Clemson, 2/7/08
<b>Steals:</b>	15, VMI, 11/16/08
<b>Blocks:</b>	10, Radford, 11/21/08 North Carolina, 1/15/09
<b>Most Turnovers:</b>	25, NC State, 2/24/08
<b>Fewest Turnovers:</b>	6, Miami, 2/3/07

### **RECORD AT JPJA**

2006-07 to present 82 games ..... 57-25

### **LONGEST WIN STREAK**

**12 games**  
from 1/16/07 vs. Maryland  
through 11/27/07 vs. Northwestern

### **LONGEST LOSING STREAK**

**4 games**  
from 2/6/10 vs. Wake Forest  
through 3/6/10 vs. Maryland

### **MISCELLANEOUS**

<b>Biggest Comeback:</b>	19 points vs. Arizona, 11/12/06
<b>Biggest Lead Given up in a Loss:</b>	14 points vs. Bradley, 3/26/08
<b>Largest Lead:</b>	45 points vs. Northwestern, 11/27/07
<b>Biggest Deficit:</b>	38 points vs. Clemson, 2/7/08
<b>Largest Margin of Victory:</b>	42 points, vs. Northwestern, 11/27/07
<b>Largest Margin of Defeat:</b>	31 points, vs. Clemson, 2/7/08
<b>Overtime Games (Record):</b>	6 (2-4) Last: 61-64 loss vs. Wake Forest, 2/6/10

# BILLY BARON

# #15



Freshman • Guard • 6-2 • 192 • East Greenwich, R.I. • Worcester Academy

## 2010-11 SEASON:

- Had three points vs. Iowa State
- Had three points vs. Norfolk State
- Had seven points vs. Oklahoma
- Had 14 points, three rebounds, three assists and two steals vs. USC Upstate
- Had 19 points vs. William & Mary in his collegiate debut
- Against W&M shot 5-6 from behind the arc (his .833 3FG% was the highest by a Cavalier player in a game (min 5 att.) since Mamadi Diane went 5-6 vs. Arizona on Nov. 12, 2006)
- Had six points and four assists in the exhibition game vs. Roanoke College

## SINGLE GAME BESTS

### POINTS

Season: 19 vs. W&M (11/12/10)  
 Career: 19 vs. W&M (11/12/10)  
 ACC: --

### REBOUNDS

Season: 3 vs. USC Upstate (11/15/10)  
 Career: 3 vs. USC Upstate (11/15/10)  
 ACC: 1 at Boston College (1/19/11)

### FG MADE

Season: 6 vs. W&M (11/12/10)  
 Career: 6 vs. W&M (11/12/10)  
 ACC: --

### FG ATTEMPTS

Season: 8 vs. W&M (11/12/10)  
 Career: 8 vs. W&M (11/12/10)  
 ACC: 1 at VT (12/5/10), at Duke (1/15/11)

### 3 PT FG MADE

Season: 5 vs. W&M (11/12/10)  
 Career: 5 vs. W&M (11/12/10)  
 ACC: --

### 3 PT FG ATTEMPTS

Season: 6 vs. W&M (11/12/10), vs. Wash (11/22/10)  
 Career: 6 vs. W&M (11/12/10), vs. Wash (11/22/10)  
 ACC: 1 at VT (12/5/10), at Duke (1/15/11)

### FT MADE

Season: 6 vs. USC Upstate (11/15/10)  
 Career: 6 vs. USC Upstate (11/15/10)  
 ACC: --

### FT ATTEMPTS

Season: 7 vs. USC Upstate (11/15/10)  
 Career: 7 vs. USC Upstate (11/15/10)  
 ACC: --

### ASSISTS

Season: 3 vs. W&M (11/12/10), Upstate (11/15/10)  
 Career: 3 vs. W&M (11/12/10), Upstate (11/15/10)  
 ACC: --

### TURNOVERS

Season: 2 at Minnesota (11/29/10)  
 Career: 2 at Minnesota (11/29/10)  
 ACC: 1 at Boston College (1/19/11)

### BLOCKS

Season: --  
 Career: --  
 ACC: --

### STEALS

Season: 2 vs. Upstate (11/15/10), Wash (11/22/10)  
 Career: 2 vs. Upstate (11/15/10), Wash (11/22/10)  
 ACC: --

### MINUTES

Season: 25 vs. USC Upstate (11/15/10)  
 Career: 25 vs. USC Upstate (11/15/10)  
 ACC: 5 at Boston College (1/19/11)

## 2010-11 GAME-BY-GAME:

Opponent	GP-GS	FG-FGA	3FG-3FGA	FT-FTA	Off-Def	Total	A	TO	Blk	Stl	PF	Min	Pts
W&M	1-0	6-8	5-6	2-2	0-0	0	3	0	0	1	1	21	19
USC Upstate	2-0	3-4	2-3	6-7	0-3	3	3	0	0	2	2	25	14
at Stanford	3-0	1-5	0-4	0-0	0-1	1	2	1	0	0	0	23	2
vs. Washington	4-0	1-7	1-6	0-0	0-2	2	0	0	0	2	1	21	3
vs. Oklahoma	5-0	2-6	2-5	1-4	0-1	1	0	1	0	0	0	16	7
vs. Wichita St	6-0	0-3	0-2	0-0	0-1	1	0	0	0	0	0	11	0
at Minnesota	7-0	0-2	0-0	0-0	0-1	1	1	2	0	0	1	7	0
at Virginia Tech	8-0	0-1	0-1	0-0	0-0	0	0	0	0	0	0	3	0
Radford	9-0	0-1	0-1	0-0	0-0	0	1	0	0	0	0	6	0
Oregon	10-0	0-0	0-0	0-0	0-0	0	0	0	0	0	0	1	0
Norfolk St	11-0	1-1	1-1	0-0	0-0	0	0	1	0	0	0	6	3
Seattle	12-0	0-1	0-1	0-0	0-0	0	0	0	0	0	0	1	0
Iowa State	13-0	1-6	1-5	0-0	0-2	2	1	1	0	1	2	20	3
LSU	DNP												
Howard	14-0	0-1	0-1	0-0	0-0	0	2	0	0	0	2	13	0
N. Carolina	DNP												
at Duke	15-0	0-1	0-1	0-0	0-0	0	0	0	0	0	0	2	0
at BC	16-0	0-0	0-0	0-0	0-1	1	0	1	0	0	2	5	0
Georgia Tech	DNP												

## CAREER STATISTICS


Year	G-GS	Min-Avg.	FG-FGA	Pct.	3FG-3FGA	Pct.	FT-FTA	Pct.	Off-Def.	Reb-Avg.	PF-DQ	Ast	TO	Blk	Stl	Pts-Avg
2010-11	16-0	181-11.3	15-47	.319	12-37	.324	9-13	.692	0-12	12-0.8	11-0	13	7	0	6	51-3.2
ACC	3-0	10-3.3	0-2	.000	0-2	.000	0-0	.000	0-1	1-0.3	2-0	0	1	0	0	0-0.0
CAREER	16-0	181-11.3	15-47	.319	12-37	.324	9-13	.692	0-12	12-0.8	11-0	13	7	0	6	51-3.2
ACC	3-0	10-3.3	0-2	.000	0-2	.000	0-0	.000	0-1	1-0.3	2-0	0	1	0	0	0-0.0



# JONTELEEVANS

Sophomore • Guard • 5-11 • 190 • Hampton, Va. • Bethel

#1



## 2010-11 SEASON:

- Tied a career high with 11 points vs. North Carolina
- Had a career-high 10 assists and tied a career high with three steals vs. Howard (became the first Cavalier to have 10 assists in a game since Sean Singletary vs. ODU in 2008)
- Had eight points, six assists, four rebounds, three steals and no turnovers vs. LSU
- Had seven points vs. Oregon
- Tied a career high with three steals vs. Radford
- Had 10 points and five assists vs. Wichita State
- Had five points, five rebounds, six assists, three steals and no turnovers vs. Oklahoma
- Scored a career-high 11 points at Stanford, playing a career-high 37 minutes
- Had 10 points vs. USC Upstate
- Had six points and seven assists vs. William & Mary
- Had seven points and six rebounds in the exhibition vs. Roanoke College

## SINGLE GAME BESTS

### POINTS

Season: 11 at Stan (11/18/10), vs. UNC (1/8/11)  
 Career: 11 at Stan (11/18/10), vs. UNC (1/8/11)  
 ACC: 11 vs. North Carolina (1/8/11)

### REBOUNDS

Season: 5 vs. Oklahoma (11/23/10)  
 Career: 7 vs. Miami (1/16/10)  
 ACC: 7 vs. Miami (1/16/10)

### FG MADE

Season: 5 vs. North Carolina (1/8/11)  
 Career: 5 vs. North Carolina (1/8/11)  
 ACC: 5 vs. North Carolina (1/8/11)

### FG ATTEMPTS

Season: 14 at Boston College (1/19/11)  
 Career: 14 at Boston College (1/19/11)  
 ACC: 14 at Boston College (1/19/11)

### 3 PT FG MADE

Season: 1 vs. NSU (12/20/10), vs. UNC (1/8/11)  
 Career: 1 on four occasions  
 ACC: 1 vs. North Carolina (1/8/11)

### 3 PT FG ATTEMPTS

Season: 2 vs. Wichita State (11/24/10)  
 Career: 2 on four occasions  
 ACC: 2 vs. GT (1/13/10), at Wake (1/23/10)

### FT MADE

Season: 4 vs. Wichita State (11/24/10)  
 Career: 4 vs. Wichita State (11/24/10)  
 ACC: 3 vs. Duke (2/28/10), vs. GT (1/22/11)

### FT ATTEMPTS

Season: 8 vs. Wichita State (11/24/10)  
 Career: 8 vs. Wichita State (11/24/10)  
 ACC: 6 vs. Georgia Tech (1/22/11)

### ASSISTS

Season: 10 vs. Howard (1/4/11)  
 Career: 10 vs. Howard (1/4/11)  
 ACC: 6 at North Carolina (1/31/10)

### TURNOVERS

Season: 6 vs. Washington (11/22/10)  
 Career: 6 vs. Washington (11/22/10)  
 ACC: 4 at North Carolina (1/31/10)

### BLOCKS

Season: 1 vs. Ore (12/17/10), Seattle (12/22/10)  
 Career: 1 on three occasions  
 ACC: 1 vs. Duke (2/28/10)

### STEALS

Season: 3 on four occasions  
 Career: 3 on eight occasions  
 ACC: 3 at Clemson (2/20/10), vs. Duke (2/28/10)

### MINUTES

Season: 37 at Stanford (11/18/10)  
 Career: 37 at Stanford (11/18/10)  
 ACC: 34 at Duke (1/15/11)

## 2010-11 GAME-BY-GAME:


Opponent	GP-GS	FG-FGA	3FG-3FGA	FT-FTA	Off-Def	Total	A	TO	Blk	Stl	PF	Min	Pts
W&M	1-1	3-4	0-0	0-0	0-2	2	7	1	0	1	0	31	6
USC Upstate	2-2	4-7	0-0	2-4	2-2	4	1	0	0	1	1	30	10
at Stanford	3-3	4-9	0-0	3-3	1-2	3	5	3	0	2	1	37	11
vs. Washington	4-4	1-3	0-0	1-2	1-0	1	3	6	0	0	4	20	3
vs. Oklahoma	5-5	2-3	0-0	1-2	0-5	5	6	0	0	3	1	27	5
vs. Wichita St	6-6	3-11	0-2	4-8	0-3	3	5	4	0	1	4	34	10
at Minnesota	7-7	1-2	0-0	1-2	0-1	1	5	3	0	1	4	28	3
at Virginia Tech	8-8	2-6	0-0	0-0	0-2	2	4	1	0	0	3	19	4
Radford	9-9	0-2	0-0	2-2	0-1	1	2	3	0	3	3	26	2
Oregon	10-10	2-4	0-0	3-4	0-1	1	1	5	1	1	2	27	7
Norfolk St	11-11	1-4	1-1	0-0	1-3	4	2	2	0	0	3	23	3
Seattle	12-11	1-3	0-0	2-4	2-1	3	0	2	1	1	2	23	4
Iowa State	13-12	2-5	0-1	0-1	0-1	1	2	0	0	2	2	26	4
LSU	14-13	4-7	0-1	0-0	0-4	4	6	0	0	3	1	32	8
Howard	15-14	0-2	0-0	0-0	0-0	0	10	2	0	3	2	25	0
N. Carolina	16-15	5-9	1-1	0-0	0-3	3	4	1	0	2	2	32	11
at Duke	17-16	2-8	0-0	2-4	0-3	3	3	3	0	2	3	34	6
at BC	18-17	3-14	0-0	0-0	2-2	4	2	1	0	0	4	26	6
Georgia Tech	19-18	0-3	0-0	3-6	0-2	2	5	2	0	2	3	31	3

## CAREER STATISTICS

Year	G-GS	Min-Avg.	FG-FGA	Pct.	3FG-3FGA	Pct.	FT-FTA	Pct.	Off-Def.	Reb-Avg.	PF-DQ	Ast	TO	Blk	Stl	Pts-Avg
2009-10	31-11	512-16.5	31-84	.369	2-12	.167	9-16	.563	6-40	46-1.5	55-1	60	27	1	34	73-2.4
ACC	16-10	287-17.9	14-53	.264	0-7	.000	6-12	.500	5-18	23-1.4	34-1	31	13	1	19	34-2.1
2010-11	19-18	531-27.9	40-106	.377	2-6	.333	24-42	.571	9-38	47-2.5	45-0	73	39	2	28	106-5.6
ACC	5-5	142-28.4	12-40	.300	1-1	1.000	5-10	.500	2-12	14-2.8	15-0	18	8	0	6	30-6.0
2009-10	50-29	1043-20.9	71-190	.374	4-18	.222	33-58	.569	15-78	93-1.9	100-1	133	66	3	62	179-3.6
ACC	21-15	429-20.4	26-93	.280	1-8	.125	11-22	.500	7-30	37-1.8	49-1	49	21	1	25	64-3.0

# MUSTAPHA FARRAKHAN

#2



Senior • Guard • 6-4 • 181 • Harvey, Ill. • Thornton Township

## 2010-11 SEASON:

- Tri-captain
- Has scored in double figures the last six games, the longest stretch of his career
- Had an ACC career-high 23 points and tied a career high with five assists vs. Georgia Tech, in a career-high 37 minutes
- Had 14 points and a career-high seven rebounds at Boston College
- Had 15 points at #1 Duke
- Had 11 points vs. North Carolina
- Scored a career-high 31 points (11-12 FG, 8-9 3FG) vs. Howard, tying a school record with eight consecutive 3-pointers made
- Had 11 points vs. LSU
- Had 18 points and five rebounds vs. Norfolk State
- Had 17 points vs. Oregon
- Had 14 points vs. Radford
- Scored nine points, had five rebounds, and tied career highs with five assists and two blocks at Virginia Tech in a career-high 36 minutes
- Had 23 points (8-14 FG, 4-5 3FG), had five rebounds and four assists at #15 Minnesota
- Had 10 points vs. Oklahoma
- Had 14 points at Stanford
- Had 11 points vs. USC Upstate
- Had 10 points, four rebounds and two steals vs. William & Mary

## SINGLE GAME BESTS

### POINTS

Season: 31 vs. Howard (1/4/11)  
 Career: 31 vs. Howard (1/4/11)  
 ACC: 23 vs. Georgia Tech (1/22/11)

### REBOUNDS

Season: 7 at Boston College (1/19/11)  
 Career: 7 at Boston College (1/19/11)  
 ACC: 7 at Boston College (1/19/11)

### FG MADE

Season: 11 vs. Howard (1/4/11)  
 Career: 11 vs. Howard (1/4/11)  
 ACC: 6 vs. Georgia Tech (1/22/11)

### FG ATTEMPTS

Season: 14 at Minn (11/29/10), vs. NSU (12/20/10)  
 Career: 15 vs. North Carolina (1/15/09)  
 ACC: 15 vs. North Carolina (1/15/09)

### 3 PT FG MADE

Season: 8 vs. Howard (1/4/11)  
 Career: 8 vs. Howard (1/4/11)  
 ACC: 4 at Virginia Tech (1/10/09)

### 3 PT FG ATTEMPTS

Season: 9 vs. Howard (1/4/11)  
 Career: 9 vs. Howard (1/4/11)  
 ACC: 7 vs. North Carolina (1/15/09)

### FT MADE

Season: 9 vs. Georgia Tech (1/22/11)  
 Career: 9 vs. Georgia Tech (1/22/11)  
 ACC: 9 vs. Georgia Tech (1/22/11)

### FT ATTEMPTS

Season: 11 vs. Georgia Tech (1/22/11)  
 Career: 11 vs. Georgia Tech (1/22/11)  
 ACC: 11 vs. Georgia Tech (1/22/11)

### ASSISTS

Season: 5 at VT (12/5/10), vs. GT (1/22/11)  
 Career: 5 on three occasions  
 ACC: 5 on three occasions

### TURNOVERS

Season: 3 on five occasions  
 Career: 4 on three occasions  
 ACC: 3 on three occasions

### BLOCKS

Season: 2 at Virginia Tech (12/5/10)  
 Career: 2 on four occasions  
 ACC: 2 on three occasions

### STEALS

Season: 2 on five occasions  
 Career: 3 vs. Georgia Tech (1/13/10)  
 ACC: 3 vs. Georgia Tech (1/13/10)

### MINUTES

Season: 37 vs. Georgia Tech (1/22/11)  
 Career: 37 vs. Georgia Tech (1/22/11)  
 ACC: 37 vs. Georgia Tech (1/22/11)

## 2010-11 GAME-BY-GAME:

Opponent	GP-GS	FG-FGA	3FG-3FGA	FT-FTA	Off-Def	Total	A	TO	Blk	Stl	PF	Min	Pts
W&M	1-1	3-8	3-7	1-2	0-4	4	1	1	0	2	1	28	10
USC Upstate	2-2	4-8	1-4	2-2	0-1	1	2	3	1	0	3	24	11
at Stanford	3-3	4-10	2-7	4-4	0-1	1	2	3	0	1	2	30	14
vs. Washington	4-4	1-8	0-4	2-2	0-1	1	3	2	0	0	0	25	4
vs. Oklahoma	5-4	5-7	0-0	0-3	0-0	0	3	2	0	2	2	33	10
vs. Wichita St	6-4	0-1	0-0	0-0	0-0	0	0	3	1	1	4	13	0
at Minnesota	7-4	8-14	4-5	3-4	2-3	5	4	0	0	0	1	34	23
at Virginia Tech	8-5	3-4	0-1	3-5	0-5	5	5	0	2	2	2	36	9
Radford	9-6	2-7	2-4	8-8	1-2	3	1	1	1	0	1	30	14
Oregon	10-7	5-11	2-4	5-5	0-3	3	1	2	1	1	0	34	17
Norfolk St	11-8	7-14	2-5	2-2	0-5	5	2	2	1	2	2	35	18
Seattle	12-9	1-12	0-7	4-4	0-1	1	0	0	0	0	2	29	6
Iowa State	13-10	2-10	0-4	2-2	0-2	2	0	3	0	1	0	23	6
LSU	14-10	2-6	1-5	6-8	1-2	3	2	1	0	0	0	25	11
Howard	15-11	11-12	8-9	1-2	0-1	1	0	2	0	0	0	28	31
N. Carolina	16-12	3-9	1-5	4-4	1-1	2	2	1	0	0	1	31	11
at Duke	17-13	4-7	3-3	4-5	0-3	3	2	1	0	2	0	32	15
at BC	18-14	5-9	1-3	3-4	1-6	7	4	2	0	0	5	36	14
Georgia Tech	19-15	6-10	2-4	9-11	0-3	3	5	3	0	0	3	37	23

## CAREER STATISTICS

Year	G-GS	Min-Avg.	FG-FGA	Pct.	3FG-3FGA	Pct.	FT-FTA	Pct.	Off-Def.	Reb-Avg.	PF-DQ	Ast	TO	Blk	Stl	Pts-Avg
2007-08	19-0	115-6.1	7-38	.184	2-16	.125	1-5	.200	4-11	15-0.8	9-0	5	12	0	2	17-0.9
ACC	6-0	43-7.2	1-13	.077	1-7	.143	1-3	.333	2-4	6-1.0	3-0	1	3	0	0	4-0.7
2008-09	23-2	239-10.4	33-95	.347	14-41	.341	18-20	.900	4-12	16-0.7	28-1	14	21	2	4	98-4.3
ACC	12-0	135-11.3	17-54	.315	8-26	.308	9-9	1.000	2-6	8-0.7	16-1	8	9	2	2	51-4.3
2009-10	30-10	631-21.0	62-173	.358	23-74	.311	47-60	.783	12-40	52-1.7	31-0	59	44	7	15	194-6.5
ACC	15-1	295-19.7	32-85	.376	9-34	.265	19-28	.679	7-18	25-1.7	14-0	26	21	4	8	92-6.1
2010-11	19-15	563-29.6	76-167	.455	32-81	.395	63-77	.818	6-44	50-2.6	29-1	39	32	7	14	247-13.0
ACC	5-5	172-34.4	21-39	.538	7-16	.438	23-29	.793	2-18	20-4.0	11-1	18	7	2	4	72-14.4
<b>CAREER</b>	<b>91-27</b>	<b>1548-17.0</b>	<b>178-473</b>	<b>.376</b>	<b>71-212</b>	<b>.335</b>	<b>129-162</b>	<b>.796</b>	<b>26-107</b>	<b>133-1.5</b>	<b>97-2</b>	<b>117</b>	<b>109</b>	<b>16</b>	<b>35</b>	<b>556-6.1</b>
ACC	38-6	645-17.0	71-191	.372	25-83	.301	52-69	.754	13-46	59-1.6	44-2	53	40	8	14	219-5.8

# KT HARRELL

# #24



Freshman • Guard • 6-4 • 204 • Montgomery, Ala. • Brewbaker Tech Magnet

## 2010-11 SEASON:

- Had 17 points and three assists vs. Georgia Tech
- Had 13 points at Boston College
- Had 13 points vs. North Carolina
- Had 14 points vs. Howard
- Had 15 points vs. LSU
- Had nine points vs. Iowa State
- Had 16 points vs. Seattle
- Had nine points vs. Norfolk State
- ACC Rookie of the Week (12/20/10)
- Had 20 points (8-12 FG) vs. Oregon
- Had 13 points (5-6 FG, 3-3 3FG) vs. Radford
- Had seven points at Virginia Tech
- Had seven points at #15 Minnesota
- Had 10 points vs. Wichita State
- Had 14 points and eight rebounds vs. #13 Washington
- Had 13 points and five rebounds vs. William & Mary in his collegiate debut
- Had 10 points and five rebounds in the exhibition game vs. Roanoke College

## SINGLE GAME BESTS

### POINTS

Season: 20 vs. Oregon (12/17/10)  
 Career: 20 vs. Oregon (12/17/10)  
 ACC: 17 vs. Georgia Tech (1/22/11)

### REBOUNDS

Season: 8 vs. Washington (11/22/10)  
 Career: 8 vs. Washington (11/22/10)  
 ACC: 5 vs. North Carolina (1/8/11)

### FG MADE

Season: 8 vs. Oregon (12/17/10)  
 Career: 8 vs. Oregon (12/17/10)  
 ACC: 6 vs. North Carolina (1/8/11)

### FG ATTEMPTS

Season: 14 vs. North Carolina (1/8/11)  
 Career: 14 vs. North Carolina (1/8/11)  
 ACC: 14 vs. North Carolina (1/8/11)

### 3 PT FG MADE

Season: 3 on three occasions  
 Career: 3 on three occasions  
 ACC: 3 at BC (1/19/11), vs. GT (1/22/11)

### 3 PT FG ATTEMPTS

Season: 4 on four occasions  
 Career: 4 on four occasions  
 ACC: 4 at BC (1/19/11), vs. GT (1/22/11)

### FT MADE

Season: 8 vs. Washington (11/22/10)  
 Career: 8 vs. Washington (11/22/10)  
 ACC: 4 vs. Georgia Tech (1/22/11)

### FT ATTEMPTS

Season: 13 vs. Washington (11/22/10)  
 Career: 13 vs. Washington (11/22/10)  
 ACC: 6 vs. Georgia Tech (1/22/11)

### ASSISTS

Season: 3 vs. Upstate (11/15/10), GT (1/22/11)  
 Career: 3 vs. Upstate (11/15/10), GT (1/22/11)  
 ACC: 3 vs. Georgia Tech (1/22/11)

### TURNOVERS

Season: 3 vs. Washington (11/22/10)  
 Career: 3 vs. Washington (11/22/10)  
 ACC: 2 at Duke (1/15/11)

### BLOCKS

Season: 1 vs. North Carolina (1/8/11)  
 Career: 1 vs. North Carolina (1/8/11)  
 ACC: 1 vs. North Carolina (1/8/11)

### STEALS

Season: 1 on four occasions  
 Career: 1 on four occasions  
 ACC: 1 vs. UNC (1/8/11), at BC (1/19/11)

### MINUTES

Season: 35 vs. Oregon (12/17/10)  
 Career: 35 vs. Oregon (12/17/10)  
 ACC: 34 vs. North Carolina (1/8/11)

## 2010-11 GAME-BY-GAME:


Opponent	GP-GS	FG-FGA	3FG-3FGA	FT-FTA	Off-Def	Total	A	TO	Blk	Stl	PF	Min	Pts
W&M	1-1	5-13	2-4	1-1	3-2	5	1	2	0	0	3	28	13
USC Upstate	2-2	2-3	1-2	0-2	0-2	2	3	2	0	1	3	19	5
at Stanford	3-2	1-5	1-4	0-0	0-0	0	0	1	0	0	2	12	3
vs. Washington	4-2	3-6	0-1	8-13	4-4	8	2	3	0	0	0	26	14
vs. Oklahoma	5-3	0-5	0-2	0-0	0-0	0	0	1	0	0	1	23	0
vs. Wichita St	6-4	4-5	2-2	0-1	1-0	1	0	0	0	0	3	25	10
at Minnesota	7-5	1-5	0-0	5-6	1-1	2	2	0	0	0	2	16	7
at Virginia Tech	8-5	3-8	1-3	0-0	0-0	0	0	0	0	0	0	16	7
Radford	9-5	5-6	3-3	0-0	0-2	2	1	1	0	0	4	16	13
Oregon	10-6	8-12	0-1	4-6	1-3	4	1	1	0	0	1	35	20
Norfolk St	11-7	3-10	0-3	3-6	2-1	3	0	0	0	0	1	32	9
Seattle	12-7	6-11	1-2	3-3	1-3	4	0	0	0	1	3	34	16
Iowa State	13-7	4-9	1-2	0-0	1-2	3	0	0	0	0	2	20	9
LSU	14-8	4-9	1-3	6-7	1-2	3	0	1	0	0	3	26	15
Howard	15-9	6-9	1-3	1-2	1-0	1	1	2	0	0	1	28	14
N. Carolina	16-10	6-14	1-3	0-0	1-4	5	1	1	1	1	2	34	13
at Duke	17-11	1-6	0-0	0-3	0-2	2	2	2	0	0	2	26	2
at BC	18-12	5-8	3-4	0-0	0-1	1	1	1	0	1	2	29	13
Georgia Tech	19-13	5-8	3-4	4-6	1-2	3	3	1	0	0	0	32	17

## CAREER STATISTICS

Year	G-GS	Min-Avg.	FG-FGA	Pct.	3FG-3FGA	Pct.	FT-FTA	Pct.	Off-Def.	Reb-Avg.	PF-DQ	Ast	TO	Blk	Stl	Pts-Avg
2010-11	19-13	477-25.1	72-152	.474	21-46	.457	35-56	.625	18-31	49-2.6	35-0	18	19	1	4	200-10.5
ACC	5-4	137-27.4	20-44	.455	8-14	.571	4-9	.444	2-9	11-2.2	6-0	7	5	1	2	52-10.4
CAREER	19-13	477-25.1	72-152	.474	21-46	.457	35-56	.625	18-31	49-2.6	35-0	18	19	1	4	200-10.5
ACC	5-4	137-27.4	20-44	.455	8-14	.571	4-9	.444	2-9	11-2.2	6-0	7	5	1	2	52-10.4

# JOE HARRIS

# #12



Freshman • Guard • 6-6 • 202 • Chelan, Wash. • Chelan

## 2010-11 SEASON:

- Only ACC freshman to score in double figures in every league game this season
- Had 11 points and a career-high eight rebounds vs. Georgia Tech
- Had 11 points at Boston College
- Had 15 points at #1 Duke
- Had 10 points vs. North Carolina
- Had 16 points (5-6 3FG) vs. Howard
- Had nine points, five rebounds and two blocks vs. LSU
- Had 14 points vs. Radford
- Had 10 points at Virginia Tech
- Had 24 points (8-12 FG, 4-6 3FG) and five rebounds at #15 Minnesota
- Had nine points and four rebounds vs. Wichita State
- Had eight points vs. Oklahoma
- Had 19 points and seven rebounds vs. #13 Washington
- Had 12 points (4-7 3FG) at Stanford in first career start
- Had eight points and two rebounds vs. USC Upstate
- Had two points, four rebounds and three assists vs. William & Mary in his collegiate debut
- Had 10 points and five rebounds in the exhibition game vs. Roanoke College

## SINGLE GAME BESTS

### POINTS

Season: 24 at Minnesota (11/29/10)  
 Career: 24 at Minnesota (11/29/10)  
 ACC: 15 at Duke (1/15/11)

### REBOUNDS

Season: 8 vs. Georgia Tech (1/22/11)  
 Career: 8 vs. Georgia Tech (1/22/11)  
 ACC: 8 vs. Georgia Tech (1/22/11)

### FG MADE

Season: 8 vs. Wash (11/22/10), at Minn (11/29/10)  
 Career: 8 vs. Wash (11/22/10), at Minn (11/29/10)  
 ACC: 4 at Duke (1/15/11), at BC (1/19/11)

### FG ATTEMPTS

Season: 14 vs. Radford (12/7/10)  
 Career: 14 vs. Radford (12/7/10)  
 ACC: 9 at Boston College (1/19/11)

### 3 PT FG MADE

Season: 5 vs. Howard (1/4/11)  
 Career: 5 vs. Howard (1/4/11)  
 ACC: 3 on three occasions

### 3 PT FG ATTEMPTS

Season: 10 vs. Radford (12/7/10)  
 Career: 10 vs. Radford (12/7/10)  
 ACC: 7 at Boston College (1/19/11)

### FT MADE

Season: 4 at Minn (11/29/10), at Duke (1/15/11)  
 Career: 4 at Minn (11/29/10), at Duke (1/15/11)  
 ACC: 4 at Duke (1/15/11)

### FT ATTEMPTS

Season: 4 on four occasions  
 Career: 4 on four occasions  
 ACC: 4 vs. UNC (1/8/11), at Duke (1/15/11)

### ASSISTS

Season: 4 vs. Iowa State (12/30/10)  
 Career: 4 vs. Iowa State (12/30/10)  
 ACC: 2 at VT (12/5/10), vs. GT (1/22/11)

### TURNOVERS

Season: 3 on six occasions  
 Career: 3 on six occasions  
 ACC: 3 at VT(12/5/10), at Duke (1/15/11)

### BLOCKS

Season: 2 vs. LSU (1/2/11)  
 Career: 2 vs. LSU (1/2/11)  
 ACC: 1 at VT (12/5/10), vs. UNC (1/8/11)

### STEALS

Season: 2 vs. Radford (12/7/10), Howard (1/4/11)  
 Career: 2 vs. Radford (12/7/10), Howard (1/4/11)  
 ACC: 1 at VT (12/5/10), at Duke (1/15/11)

### MINUTES

Season: 37 vs. Wichita State (11/24/10)  
 Career: 37 vs. Wichita State (11/24/10)  
 ACC: 35 at Virginia Tech (12/5/10)

## 2010-11 GAME-BY-GAME:

Opponent	GP-GS	FG-FGA	3FG-3FGA	FT-FTA	Off-Def	Total	A	TO	Blk	Stl	PF	Min	Pts
W&M	1-0	1-4	0-2	0-0	2-2	4	3	1	0	1	3	18	2
USC Upstate	2-0	3-6	1-4	1-1	0-2	2	1	1	0	1	1	22	8
at Stanford	3-1	4-7	4-7	0-0	0-1	1	0	3	0	0	3	20	12
vs. Washington	4-2	8-13	2-4	1-1	4-3	7	0	3	0	0	2	32	19
vs. Oklahoma	5-3	3-4	2-2	0-0	1-1	2	1	3	0	0	4	21	8
vs. Wichita St	6-4	4-10	1-3	0-0	1-3	4	1	1	0	1	2	37	9
at Minnesota	7-5	8-12	4-6	4-4	0-5	5	1	1	0	1	1	35	24
at Virginia Tech	8-6	3-7	2-3	2-3	2-1	3	2	3	1	1	1	35	10
Radford	9-7	5-14	3-10	1-2	1-1	2	0	2	1	2	1	30	14
Oregon	10-8	2-6	0-2	1-2	1-5	6	0	1	1	1	4	30	5
Norfolk St	11-9	1-4	1-3	0-0	0-0	0	1	0	0	0	3	22	3
Seattle	12-10	2-5	0-2	2-2	2-3	5	1	3	1	0	3	26	6
Iowa State	13-11	2-10	0-5	0-1	1-3	4	4	1	0	0	1	26	4
LSU	14-12	2-9	2-5	3-4	2-3	5	0	2	2	1	1	21	9
Howard	15-12	5-6	5-6	1-2	0-0	0	1	1	0	2	2	21	16
N. Carolina	16-12	3-7	1-5	3-4	0-3	3	0	2	1	0	3	19	10
at Duke	17-12	4-8	3-5	4-4	2-2	4	0	3	0	1	4	28	15
at BC	18-12	4-9	3-7	0-0	0-4	4	1	1	0	0	5	20	11
Georgia Tech	19-13	3-6	3-5	2-3	2-6	8	2	0	0	0	2	32	11

## CAREER STATISTICS

Year	G-GS	Min-Avg.	FG-FGA	Pct.	3FG-3FGA	Pct.	FT-FTA	Pct.	Off-Def.	Reb-Avg.	PF-DQ	Ast	TO	Blk	Stl	Pts-Avg
2010-11	19-13	495-26.1	67-147	.456	37-86	.430	25-33	.758	21-48	69-3.6	46-1	19	32	7	12	196-10.3
ACC	5-2	134-26.8	17-37	.459	12-25	.480	11-14	.786	6-16	22-4.4	15-1	5	9	2	2	57-11.4
CAREER	19-13	495-26.1	67-147	.456	37-86	.430	25-33	.758	21-48	69-3.6	46-1	19	32	7	12	196-10.3
ACC	5-2	134-26.8	17-37	.459	12-25	.480	11-14	.786	6-16	22-4.4	15-1	5	9	2	2	57-11.4

# AKIL MITCHELL

# #25



Freshman • Forward • 6-8 • 221 • Charlotte, N.C. • Charlotte Christian School

## 2010-11 SEASON:

- Had three points and three rebounds vs. Georgia Tech
- Had six points at Boston College
- Had two points and two rebounds at #1 Duke
- Had three points and four rebounds vs. North Carolina
- Had four points, three rebounds, three assists and three steals vs. Howard
- Had nine points and three rebounds vs. LSU
- Had five rebounds and two assists vs. Iowa State
- Had two assists vs. Seattle in first career start
- Had four points and six rebounds vs. Norfolk State
- Had two points and seven rebounds vs. Oregon
- Had two points at Virginia Tech
- Had four points and five rebounds vs. Washington
- Had four rebounds at Stanford
- Had three points and four rebounds vs. USC Upstate
- Had one rebound and one assist vs. William & Mary in his collegiate debut
- Had two points and five rebounds in the exhibition game vs. Roanoke College

## SINGLE GAME BESTS

### POINTS

Season: 9 vs. LSU (1/2/11)  
 Career: 9 vs. LSU (1/2/11)  
 ACC: 6 at Boston College (1/19/11)

### REBOUNDS

Season: 7 vs. Oregon (12/17/10)  
 Career: 7 vs. Oregon (12/17/10)  
 ACC: 4 vs. North Carolina (1/8/11)

### FG MADE

Season: 4 vs. LSU (1/2/11)  
 Career: 4 vs. LSU (1/2/11)  
 ACC: 2 at Boston College (1/19/11)

### FG ATTEMPTS

Season: 6 vs. LSU (1/2/11), at Duke (1/15/11)  
 Career: 6 vs. LSU (1/2/11), at Duke (1/15/11)  
 ACC: 6 at Duke (1/15/11)

### 3 PT FG MADE

Season: 1 vs. North Carolina (1/8/11)  
 Career: 1 vs. North Carolina (1/8/11)  
 ACC: 1 vs. North Carolina (1/8/11)

### 3 PT FG ATTEMPTS

Season: 1 on five occasions  
 Career: 1 on five occasions  
 ACC: 1 on three occasions

### FT MADE

Season: 3 vs. Georgia Tech (1/22/11)  
 Career: 3 vs. Georgia Tech (1/22/11)  
 ACC: 3 vs. Georgia Tech (1/22/11)

### FT ATTEMPTS

Season: 4 vs. Georgia Tech (1/22/11)  
 Career: 4 vs. Georgia Tech (1/22/11)  
 ACC: 4 vs. Georgia Tech (1/22/11)

### ASSISTS

Season: 3 vs. Howard (1/4/11)  
 Career: 3 vs. Howard (1/4/11)  
 ACC: 1 at Boston College (1/19/11)

### TURNOVERS

Season: 2 at VT (12/5/10), vs. NSU (12/20/10)  
 Career: 2 at VT (12/5/10), vs. NSU (12/20/10)  
 ACC: 2 at Virginia Tech (12/5/10)

### BLOCKS

Season: 1 vs. Wash (11/22/10), Seattle (12/22/10)  
 Career: 1 vs. Wash (11/22/10), Seattle (12/22/10)  
 ACC: --

### STEALS

Season: 3 vs. Howard (1/4/11)  
 Career: 3 vs. Howard (1/4/11)  
 ACC: 1 at Duke (1/15/11)

### MINUTES

Season: 26 vs. Oregon (12/17/10), Howard (1/4/11)  
 Career: 26 vs. Oregon (12/17/10), Howard (1/4/11)  
 ACC: 22 at Duke (1/15/11)

## 2010-11 GAME-BY-GAME:


Opponent	GP-GS	FG-FGA	3FG-3FGA	FT-FTA	Off-Def	Total	A	TO	Blk	Stl	PF	Min	Pts
W&M	1-0	0-2	0-1	0-0	0-1	1	1	0	0	0	0	5	0
USC Upstate	2-0	1-3	0-0	1-2	0-4	4	0	0	0	1	0	11	3
at Stanford	3-0	0-0	0-0	0-0	0-4	4	0	0	0	0	2	9	0
vs. Washington	4-0	2-4	0-0	0-3	2-3	5	1	0	1	0	3	15	4
vs. Oklahoma	DNP												
vs. Wichita St	5-0	0-1	0-0	0-0	0-0	0	0	1	0	0	0	2	0
at Minnesota	DNP												
at Virginia Tech	6-0	1-1	0-0	0-0	1-0	1	0	2	0	0	2	14	2
Radford	7-0	0-3	0-0	1-2	1-2	3	0	0	0	0	1	7	1
Oregon	8-0	1-3	0-0	0-0	2-5	7	0	1	0	1	4	26	2
Norfolk St	9-0	2-5	0-0	0-0	2-4	6	1	2	0	1	3	17	4
Seattle	10-1	0-0	0-0	0-0	0-1	1	2	0	1	0	0	13	0
Iowa State	11-1	0-3	0-1	0-0	1-4	5	2	1	0	1	1	12	0
LSU	12-1	4-6	0-0	1-2	2-1	3	1	1	0	0	3	19	9
Howard	13-1	2-3	0-0	0-0	0-3	3	3	1	0	3	3	26	4
N. Carolina	14-1	1-2	1-1	0-0	0-4	4	0	0	0	0	5	18	3
at Duke	15-1	1-6	0-1	0-0	1-1	2	0	1	0	1	3	22	2
at BC	16-1	2-3	0-1	2-2	1-0	1	1	1	0	0	0	19	6
Georgia Tech	17-1	0-2	0-0	3-4	2-1	3	0	1	0	0	2	10	3

## CAREER STATISTICS

Year	G-GS	Min-Avg.	FG-FGA	Pct.	3FG-3FGA	Pct.	FT-FTA	Pct.	Off-Def.	Reb-Avg.	PF-DQ	Ast	TO	Blk	Stl	Pts-Avg
2010-11	17-1	245-14.4	17-47	.362	1-5	.200	8-15	.533	15-38	53-3.1	32-1	12	12	2	8	43-2.5
ACC	5-0	83-16.6	5-14	.357	1-3	.333	5-6	.833	5-6	11-2.2	12-1	1	5	0	1	16-3.2
CAREER	17-1	245-14.4	17-47	.362	1-5	.200	8-15	.533	15-38	53-3.1	32-1	12	12	2	8	43-2.5
ACC	5-0	83-16.6	5-14	.357	1-3	.333	5-6	.833	5-6	11-2.2	12-1	1	5	0	1	16-3.2

# WILL REGAN

# #4



Freshman • Forward • 6-8 • 222 • Williamsville, N.Y. • The Nichols School

## 2010-11 SEASON:

- Had two points vs. Howard
- Had four points, four rebounds and two blocks vs. LSU
- Had seven points and two rebounds vs. Iowa State
- Had two points and two rebounds vs. Norfolk State
- Had two blocks vs. Oregon
- Had two points and two rebounds vs. Oklahoma
- Had one point and three rebounds vs. Washington
- Had two points, one rebound and his first career block at Stanford
- Had three points (1-1 3FG) vs. William & Mary in his collegiate debut
- Had six points and three rebounds in the exhibition game vs. Roanoke College

## SINGLE GAME BESTS

### POINTS

Season: 7 vs. Iowa State (12/30/10)  
 Career: 7 vs. Iowa State (12/30/10)  
 ACC: --

### REBOUNDS

Season: 4 vs. LSU (1/2/11)  
 Career: 4 vs. LSU (1/2/11)  
 ACC: 1 vs. UNC (1/8/11), at Duke (1/15/11)

### FG MADE

Season: 3 vs. Iowa State (12/30/10)  
 Career: 3 vs. Iowa State (12/30/10)  
 ACC: --

### FG ATTEMPTS

Season: 8 vs. LSU (1/2/11)  
 Career: 8 vs. LSU (1/2/11)  
 ACC: 2 at Virginia Tech (12/5/10)

### 3 PT FG MADE

Season: 1 vs. W&M (11/12/10)  
 Career: 1 vs. W&M (11/12/10)  
 ACC: --

### 3 PT FG ATTEMPTS

Season: 1 on four occasions  
 Career: 1 on four occasions  
 ACC: 1 at Virginia Tech (12/5/10)

### FT MADE

Season: 1 vs. Wash (11/22/10), Iowa St (12/30/10)  
 Career: 1 vs. Wash (11/22/10), Iowa St (12/30/10)  
 ACC: --

### FT ATTEMPTS

Season: 2 vs. Wash (11/22/10), Iowa St (12/30/10)  
 Career: 2 vs. Wash (11/22/10), Iowa St (12/30/10)  
 ACC: --

### ASSISTS

Season: --  
 Career: --  
 ACC: --

### TURNOVERS

Season: 1 on five occasions  
 Career: 1 on five occasions  
 ACC: 1 vs. North Carolina (1/8/11)

### BLOCKS

Season: 2 vs. Oregon (12/17/10), vs. LSU (1/2/11)  
 Career: 2 vs. Oregon (12/17/10), vs. LSU (1/2/11)  
 ACC: --

### STEALS

Season: 1 vs. Wash (11/22/10), vs. UNC (1/8/11)  
 Career: 1 vs. Wash (11/22/10), vs. UNC (1/8/11)  
 ACC: 1 vs. North Carolina (1/8/11)

### MINUTES

Season: 19 vs. LSU (1/2/11)  
 Career: 19 vs. LSU (1/2/11)  
 ACC: 8 at Virginia Tech (12/5/10)

## 2010-11 GAME-BY-GAME:


Opponent	GP-GS	FG-FGA	3FG-3FGA	FT-FTA	Off-Def	Total	A	TO	Blk	Stl	PF	Min	Pts
W&M	1-0	1-1	1-1	0-0	0-0	0	0	0	0	0	0	6	3
USC Upstate	DNP												
at Stanford	2-0	1-1	0-0	0-0	0-1	1	0	0	1	0	1	6	2
vs. Washington	3-0	0-2	0-0	1-2	1-2	3	0	0	0	1	0	11	1
vs. Oklahoma	4-0	1-1	0-0	0-0	0-2	2	0	1	0	0	0	6	2
vs. Wichita St	5-0	0-0	0-0	0-0	0-0	0	0	0	0	0	1	3	0
at Minnesota	6-0	0-0	0-0	0-0	0-0	0	0	0	0	0	2	1	0
at Virginia Tech	7-0	0-2	0-1	0-0	0-0	0	0	0	0	0	1	8	0
Radford	8-0	0-0	0-0	0-0	0-0	0	0	0	0	0	0	6	0
Oregon	9-0	0-0	0-0	0-0	0-0	0	0	0	2	0	1	9	0
Norfolk St	10-0	1-2	0-0	0-0	1-1	2	0	1	0	0	1	10	2
Seattle	11-0	0-2	0-1	0-0	1-1	2	0	0	0	0	0	2	0
Iowa State	12-0	3-4	0-0	1-2	1-1	2	0	0	0	0	1	18	7
LSU	13-0	2-8	0-1	0-0	3-1	4	0	1	2	0	0	19	4
Howard	14-0	1-1	0-0	0-1	0-0	0	0	1	0	0	0	7	2
N. Carolina	15-0	0-1	0-0	0-0	0-1	1	0	1	0	1	0	6	0
at Duke	16-0	0-0	0-0	0-0	1-0	1	0	0	0	0	0	3	0
at BC	DNP												
Georgia Tech	DNP												

## CAREER STATISTICS

Year	G-GS	Min-Avg.	FG-FGA	Pct.	3FG-3FGA	Pct.	FT-FTA	Pct.	Off-Def.	Reb-Avg.	PF-DQ	Ast	TO	Blk	Stl	Pts-Avg
2010-11	16-0	121-7.6	10-25	.400	1-4	.250	2-5	.400	8-10	18-1.1	8-0	0	5	5	2	23-1.4
ACC	3-0	17-5.7	0-3	.000	0-1	.000	0-0	.000	1-1	2-0.7	1-0	0	1	0	1	0-0.0
CAREER	16-0	121-7.6	10-25	.400	1-4	.250	2-5	.400	8-10	18-1.1	8-0	0	5	5	2	23-1.4
ACC	3-0	17-5.7	0-3	.000	0-1	.000	0-0	.000	1-1	2-0.7	1-0	0	1	0	1	0-0.0

# THOMAS ROGERS

#32



Freshman • Guard • 6-6 • 200 • Farmville, Va. • Fork Union Military Academy

## 2010-11 SEASON:

- Played a career-high four minutes vs. Howard
- Made his collegiate debut vs. William & Mary

## SINGLE GAME BESTS

### POINTS

Season: --  
Career: --  
ACC: --

### REBOUNDS

Season: --  
Career: --  
ACC: --

### FG MADE

Season: --  
Career: --  
ACC: --

### FG ATTEMPTS

Season: 2 vs. Howard (1/4/11)  
Career: 2 vs. Howard (1/4/11)  
ACC: --

### 3 PT FG MADE

Season: --  
Career: --  
ACC: --

### 3 PT FG ATTEMPTS

Season: 2 vs. Howard (1/4/11)  
Career: 2 vs. Howard (1/4/11)  
ACC: --

### FT MADE

Season: --  
Career: --  
ACC: --

### FT ATTEMPTS

Season: --  
Career: --  
ACC: --

### ASSISTS

Season: --  
Career: --  
ACC: --

### TURNOVERS

Season: --  
Career: --  
ACC: --

### BLOCKS

Season: --  
Career: --  
ACC: --

### STEALS

Season: --  
Career: --  
ACC: --

### MINUTES

Season: 4 vs. Howard (1/4/11)  
Career: 4 vs. Howard (1/4/11)  
ACC: 1 at Duke (1/15/11)

## 2010-11 GAME-BY-GAME:

Opponent	GP-GS	FG-FGA	3FG-3FGA	FT-FTA	Off-Def	Total	A	TO	Blk	Stl	PF	Min	Pts
W&M	1-0	0-0	0-0	0-0	0-0	0	0	0	0	0	0	0+	0
USC Upstate	DNP												
at Stanford	DNP												
vs. Washington	2-0	0-0	0-0	0-0	0-0	0	0	0	0	0	0	1	0
vs. Oklahoma	DNP												
vs. Wichita St	DNP												
at Minnesota	DNP												
at Virginia Tech	DNP												
Radford	DNP												
Oregon	3-0	0-0	0-0	0-0	0-0	0	0	0	0	0	0	1	0
Norfolk St	DNP												
Seattle	DNP												
Iowa State	DNP												
LSU	DNP												
Howard	4-0	0-2	0-2	0-0	0-0	0	0	0	0	0	0	4	0
N. Carolina	DNP												
at Duke	5-0	0-0	0-0	0-0	0-0	0	0	0	0	0	0	1	0
at BC	DNP												
Georgia Tech	DNP												

## CAREER STATISTICS

Year	G-GS	Min-Avg.	FG-FGA	Pct.	3FG-3FGA	Pct.	FT-FTA	Pct.	Off-Def.	Reb-Avg.	PF-DQ	Ast	TO	Blk	Stl	Pts-Avg
2010-11	5-0	7-1.4	0-2	.000	0-2	.000	0-0	.000	0-0	0-0.0	0-0	0	0	0	0	0-0.0
ACC	1-0	1-1.0	0-0	.000	0-0	.000	0-0	.000	0-0	0-0.0	0-0	0	0	0	0	0-0.0
CAREER	5-0	7-1.4	0-2	.000	0-2	.000	0-0	.000	0-0	0-0.0	0-0	0	0	0	0	0-0.0
ACC	1-0	1-1.0	0-0	.000	0-0	.000	0-0	.000	0-0	0-0.0	0-0	0	0	0	0	0-0.0

# MIKE SCOTT

#23



Senior • Forward • 6-8 • 242 • Chesapeake, Va. • Hargrave Military Academy

## 2010-11 SEASON:

- Will miss the remainder of the season after suffering a left ankle injury that requires season-ending surgery
- Tri-Captain
- ACC Player of the Week (Dec. 6)
- Became the first Cavalier to post five consecutive double-doubles since Ralph Sampson in 1983
- Had 10 pts and 13 rebs vs. Radford for his 24th career double-double (sixth this season)
- Had 21 pts and 13 rebs at Virginia Tech
- Had 17 pts and 12 rebs at #15 Minnesota
- Had 16 pts and 10 rebs vs. Wichita State
- Scored a career-high 27 points and had 15 rebounds vs. Oklahoma
- Had 11 points vs. Washington
- Had 19 points and 12 rebounds vs. USC Upstate
- Had 18 points and nine rebounds vs. William & Mary
- Had a career-high 20 consecutive made free throw streak from 11/12-11/23
- Won the EA SPORTS video game championship at the Maui Invitational, defeating UConn's Kemba Walker in the final

## SINGLE GAME BESTS

### POINTS

Season: 27 vs. Oklahoma (11/23/10)  
 Career: 27 vs. Oklahoma (11/23/10)  
 ACC: 21 vs. VT (1/28/10), at VT (12/5/10)

### REBOUNDS

Season: 15 vs. Oklahoma (11/23/10)  
 Career: 18 vs. VMI (11/16/08)  
 ACC: 13 at VT (2/13/10), at VT (12/5/10)

### FG MADE

Season: 9 at Virginia Tech (12/5/10)  
 Career: 11 vs. VMI (11/16/08)  
 ACC: 9 at Virginia Tech (12/5/10)

### FG ATTEMPTS

Season: 15 vs. Okla (11/23/10), at Minn (11/29/10)  
 Career: 16 vs. VT (1/28/10), at VT (2/13/10)  
 ACC: 16 vs. VT (1/28/10), at VT (2/13/10)

### 3 PT FG MADE

Season: 1 at Virginia Tech (12/5/10)  
 Career: 2 vs. Georgia Tech (3/13/08)  
 ACC: 2 vs. Georgia Tech (3/13/08)

### 3 PT FG ATTEMPTS

Season: 1 at Virginia Tech (12/5/10)  
 Career: 2 on three occasions  
 ACC: 2 on three occasions

### FT MADE

Season: 13 vs. Oklahoma (11/23/10)  
 Career: 13 vs. Oklahoma (11/23/10)  
 ACC: 10 at Maryland (1/20/09)

### FT ATTEMPTS

Season: 15 vs. Oklahoma (11/23/10)  
 Career: 15 vs. Oklahoma (11/23/10)  
 ACC: 10 at Maryland (1/20/09)

### ASSISTS

Season: 3 vs. Wich St (11/24/10), at Minn (11/29/10)  
 Career: 4 at Syracuse (11/28/08)  
 ACC: 3 on three occasions

### TURNOVERS

Season: 6 vs. Radford (12/7/10)  
 Career: 6 vs. Radford (12/7/10)  
 ACC: 4 vs. Maryland (3/7/09)

### BLOCKS

Season: 2 vs. Rad (12/7/10), Seattle (12/22/10)  
 Career: 3 vs. Duke (3/5/08), vs. Richmond (3/18/08)  
 ACC: 3 vs. Duke (3/5/08)

### STEALS

Season: 1 on three occasions  
 Career: 3 on four occasions  
 ACC: 3 vs. FSU (1/24/09), vs. Clemson (2/15/09)

### MINUTES

Season: 38 at Minn (11/29/10), at VT (12/5/10)  
 Career: 40 vs. Clemson (2/15/09), vs. VT (1/28/10)  
 ACC: 40 vs. Clemson (2/15/09), vs. VT (1/28/10)

## 2010-11 GAME-BY-GAME:

Opponent	GP-GS	FG-FGA	3FG-3FGA	FT-FTA	Off-Def	Total	A	TO	Blk	Stl	PF	Min	Pts
W&M	1-1	7-13	0-0	4-6	2-7	9	0	3	1	1	2	32	18
USC Upstate	2-2	6-9	0-0	7-7	6-6	12	2	4	0	0	1	32	19
at Stanford	3-3	2-5	0-0	4-4	1-5	6	2	3	1	1	1	34	8
vs. Washington	4-4	5-12	0-0	1-1	1-3	4	0	1	0	0	3	28	11
vs. Oklahoma	5-5	7-15	0-0	13-15	7-8	15	2	0	0	0	3	34	27
vs. Wichita St	6-6	7-13	0-0	2-2	3-7	10	3	0	0	0	1	34	16
at Minnesota	7-7	6-15	0-0	5-6	3-9	12	3	2	0	0	3	38	17
at Virginia Tech	8-8	9-14	1-1	2-3	4-9	13	2	1	1	0	0	38	21
Radford	9-9	1-7	0-0	8-8	7-6	13	1	6	2	0	1	36	10
Oregon	DNP												
Norfolk St	DNP												
Seattle	10-9	3-7	0-0	6-7	4-4	8	1	4	2	1	1	31	12
Iowa State	DNP												
LSU	DNP												
Howard	DNP												
N. Carolina	DNP												
at Duke	DNP												
at BC	DNP												
Georgia Tech	DNP												

## CAREER STATISTICS

Year	G-GS	Min-Avg.	FG-FGA	Pct.	3FG-3FGA	Pct.	FT-FTA	Pct.	Off-Def.	Reb-Avg.	PF-DQ	Ast	TO	Blk	Stl	Pts-Avg
2007-08	32-21	579-18.1	63-143	.441	4-10	.400	52-74	.703	67-101	168-5.3	69-1	15	25	12	20	182-5.7
ACC	16-14	310-19.4	30-77	.390	1-4	.250	20-33	.606	30-50	80-5.0	39-1	6	15	5	8	81-5.1
2008-09	28-19	774-27.6	111-204	.544	2-6	.333	63-85	.741	95-113	208-7.4	68-2	21	49	9	24	287-10.3
ACC	16-7	431-26.9	59-110	.536	2-2	1.000	39-52	.750	45-50	95-5.9	41-1	11	30	5	14	159-9.9
2009-10	28-25	768-27.4	143-283	.505	3-7	.429	46-64	.719	64-137	201-7.2	54-1	35	46	8	17	335-12.0
ACC	16-15	417-26.1	73-161	.453	3-6	.500	25-30	.833	33-62	95-5.9	26-0	18	27	4	11	174-10.9
2010-11	10-9	337-33.7	53-110	.482	1-1	1.000	52-59	.881	38-64	102-10.2	16-0	16	24	7	3	159-15.9
ACC	1-1	38-38.0	9-14	.643	1-1	1.000	2-3	.667	4-9	13-13.0	0-0	2	1	1	0	21-21.0
<b>CAREER</b>	<b>98-74</b>	<b>2458-25.1</b>	<b>370-740</b>	<b>.500</b>	<b>10-24</b>	<b>.417</b>	<b>213-282</b>	<b>.755</b>	<b>264-415</b>	<b>679-6.9</b>	<b>207-4</b>	<b>87</b>	<b>144</b>	<b>36</b>	<b>64</b>	<b>963-9.8</b>
ACC	49-37	1196-24.4	171-362	.472	7-13	.538	86-118	.729	112-171	283-5.8	106-2	37	73	15	33	435-8.9



# ASSANE SENE

#5



Junior • Center • 7-0 • 239 • Saint-Louis, Senegal • South Kent (Conn.)

## 2010-11 SEASON:

- Had a career-high 11 points, along with nine rebounds and tied a career high with five blocks at Boston College
- Had eight points at #1 Duke
- Had three points, 11 rebounds and two blocks vs. North Carolina
- Had nine points (4-4 FG) and a game-high five rebounds vs. Howard
- Had six rebounds vs. LSU
- Had seven points and three rebounds vs. Iowa State
- Had two points (game-winning tip-in), 12 rebounds and three blocks vs. Norfolk State
- Had seven rebounds and three blocks vs. Radford
- Had four points, three rebounds and two blocks at Virginia Tech
- Had seven points (7-8 FT) and six rebounds at #15 Minnesota
- Had two points and two rebounds vs. Wichita State
- Had four points vs. Oklahoma
- Had two points vs. USC Upstate
- Had two points and two rebounds vs. William & Mary
- Had eight points, five rebounds and three blocks in the exhibition vs. Roanoke College

## SINGLE GAME BESTS

### POINTS

Season: 11 at Boston College (1/19/11)  
 Career: 11 at Boston College (1/19/11)  
 ACC: 11 at Boston College (1/19/11)

### REBOUNDS

Season: 12 vs. Norfolk State (12/20/10)  
 Career: 13 vs. Boston College (2/4/09)  
 ACC: 13 vs. Boston College (2/4/09)

### FG MADE

Season: 4 vs. Howard (1/4/11), at BC (1/19/11)  
 Career: 4 vs. Howard (1/4/11), at BC (1/19/11)  
 ACC: 4 at Boston College (1/19/11)

### FG ATTEMPTS

Season: 6 vs. Iowa St (12/30/10), at Duke (1/15/11)  
 Career: 8 vs. Xavier (1/3/09)  
 ACC: 6 vs. BC (2/4/09), at Duke (1/15/11)

### 3 PT FG MADE

Season: --  
 Career: --  
 ACC: --

### 3 PT FG ATTEMPTS

Season: --  
 Career: --  
 ACC: --

### FT MADE

Season: 7 at Minnesota (11/29/10)  
 Career: 7 at Minnesota (11/29/10)  
 ACC: 3 at Boston College (1/19/11)

### FT ATTEMPTS

Season: 8 at Minnesota (11/29/10)  
 Career: 8 at Minnesota (11/29/10)  
 ACC: 6 at Boston College (1/19/11)

### ASSISTS

Season: 1 vs. Howard (1/4/11)  
 Career: 2 vs. Auburn (12/20/08)  
 ACC: 1 at Md (2/15/10), vs. Duke (2/28/10)

### TURNOVERS

Season: 3 at Virginia Tech (12/5/10)  
 Career: 3 at Virginia Tech (12/5/10)  
 ACC: 3 at Virginia Tech (12/5/10)

### BLOCKS

Season: 5 at Boston College (1/19/11)  
 Career: 5 vs. Hampton (12/23/09), at BC (1/19/11)  
 ACC: 5 at Boston College (1/19/11)

### STEALS

Season: 1 on five occasions  
 Career: 1 on nine occasions  
 ACC: 1 on four occasions

### MINUTES

Season: 32 at Boston College (1/19/11)  
 Career: 33 vs. Xavier (1/3/09)  
 ACC: 32 at Boston College (1/19/11)

## 2010-11 GAME-BY-GAME:


Opponent	GP-GS	FG-FGA	3FG-3FGA	FT-FTA	Off-Def	Total	A	TO	Blk	Stl	PF	Min	Pts
W&M	1-1	1-1	0-0	0-0	0-2	2	0	0	0	0	1	11	2
USC Upstate	2-2	1-2	0-0	0-0	0-0	0	0	2	0	0	3	13	2
at Stanford	3-3	0-1	0-0	0-0	1-1	2	0	0	0	0	4	14	0
vs. Washington	4-3	0-1	0-0	1-2	0-0	0	0	1	1	0	2	6	1
vs. Oklahoma	5-3	1-1	0-0	2-3	1-0	1	0	0	1	1	4	13	4
vs. Wichita St	6-3	0-2	0-0	2-2	2-0	2	0	0	0	0	2	8	2
at Minnesota	7-3	0-1	0-0	7-8	4-2	6	0	2	1	0	3	20	7
at Virginia Tech	8-4	2-3	0-0	0-0	1-2	3	0	3	2	1	3	16	4
Radford	9-5	0-4	0-0	0-2	1-6	7	0	0	3	1	2	31	0
Oregon	10-6	0-1	0-0	0-0	1-3	4	0	1	1	0	4	15	0
Norfolk St	11-7	1-5	0-0	0-1	3-9	12	0	1	3	0	3	30	2
Seattle	12-8	0-1	0-0	0-0	1-2	3	0	0	0	0	1	19	0
Iowa State	13-9	3-6	0-0	1-1	2-1	3	0	1	0	0	2	19	7
LSU	14-10	0-0	0-0	0-0	2-4	6	0	2	1	1	4	19	0
Howard	15-11	4-4	0-0	1-1	2-3	5	1	0	0	0	1	16	9
N. Carolina	16-12	1-3	0-0	1-4	2-9	11	0	0	2	0	4	24	3
at Duke	17-13	3-6	0-0	2-2	4-1	5	0	2	1	1	4	20	8
at BC	18-14	4-5	0-0	3-6	6-3	9	0	0	5	0	1	32	11
Georgia Tech	19-15	2-3	0-0	0-1	1-4	5	0	2	1	0	4	23	4

## CAREER STATISTICS

Year	G-GS	Min-Avg.	FG-FGA	Pct.	3FG-3FGA	Pct.	FT-FTA	Pct.	Off-Def.	Reb-Avg.	PF-DQ	Ast	TO	Blk	Stl	Pts-Avg
2008-09	22-16	381-17.3	25-65	.385	0-0	.000	6-21	.286	36-65	101-4.6	61-2	6	18	35	0	56-2.5
ACC	14-12	245-17.5	15-42	.357	0-0	.000	1-8	.125	24-36	60-4.3	35-1	0	12	20	0	31-2.2
2009-10	25-5	316-12.6	14-42	.333	0-0	.000	11-18	.611	27-63	90-3.6	50-1	4	13	19	4	39-1.6
ACC	14-2	176-12.6	4-15	.267	0-0	.000	4-5	.800	13-33	46-3.3	32-0	2	9	5	2	12-0.9
2010-11	19-15	349-18.4	23-50	.460	0-0	.000	20-33	.606	34-52	86-4.5	52-0	1	17	22	5	66-3.5
ACC	5-5	115-23.0	12-20	.600	0-0	.000	6-13	.462	14-19	33-6.6	16-0	0	7	11	2	30-6.0
<b>CAREER</b>	<b>66-36</b>	<b>1046-15.8</b>	<b>62-157</b>	<b>.395</b>	<b>0-0</b>	<b>.000</b>	<b>37-72</b>	<b>.514</b>	<b>97-180</b>	<b>277-4.2</b>	<b>163-3</b>	<b>11</b>	<b>48</b>	<b>76</b>	<b>9</b>	<b>161-2.4</b>
ACC	33-19	536-16.2	31-77	.403	0-0	.000	11-26	.423	51-88	139-4.2	83-1	2	28	36	4	73-2.2

# WILL SHERRILL

#22



Senior • Forward • 6-9 • 226 • New York, N.Y. • Phillips Academy Andover

## 2010-11 SEASON:

- Tri-Captain
- Had five points vs. Georgia Tech
- Had eight points (3-4 FG, 2-2 3FG) and five rebounds vs. LSU
- Had four points and a career-high nine rebounds vs. Iowa State
- Suffered a fractured fibula in his right leg at Minnesota and missed five games
- Had six points (2-2 3FG), a career-high three assists and tied a career high with three steals at #15 Minnesota
- Had 11 points (his third career double figure game) and five rebounds vs. Wichita State in a career-high 33 minutes
- Had 11 points and five rebounds vs. Oklahoma
- Had three points and two rebounds vs Washington in first start of the season
- Had eight points and five rebounds at Stanford
- Had two points vs. USC Upstate
- Had three points and six rebounds vs. William & Mary

## SINGLE GAME BESTS

### POINTS

Season: 11 vs. Okla (11/23/10), Wichita St (11/24/10)  
 Career: 18 vs. Cleveland State (11/25/09)  
 ACC: 9 vs. Maryland (3/6/10)

### REBOUNDS

Season: 9 vs. Iowa State (12/30/10)  
 Career: 9 vs. Iowa State (12/30/10)  
 ACC: 5 vs. NC State (2/3/10)

### FG MADE

Season: 4 vs. Okla (11/23/10), Wichita St (11/24/10)  
 Career: 7 vs. Cleveland State (11/25/09)  
 ACC: 4 vs. Maryland (3/6/10)

### FG ATTEMPTS

Season: 10 vs. Oklahoma (11/23/10)  
 Career: 10 vs. Oklahoma (11/23/10)  
 ACC: 9 at Wake Forest (1/23/10)

### 3 PT FG MADE

Season: 3 vs. Okla (11/23/10), Wichita St (11/24/10)  
 Career: 4 vs. Cleveland State (11/25/09)  
 ACC: 1 on five occasions

### 3 PT FG ATTEMPTS

Season: 9 vs. Oklahoma (11/23/10)  
 Career: 9 vs. Oklahoma (11/23/10)  
 ACC: 5 at Wake Forest (1/23/10)

### FT MADE

Season: 1 vs. Georgia Tech (1/22/11)  
 Career: 2 at USF (11/16/09)  
 ACC: 1 at Clem (3/3/09), vs. GT (1/22/11)

### FT ATTEMPTS

Season: 1 vs. Georgia Tech (1/22/11)  
 Career: 2 on five occasions  
 ACC: 2 at Clemson (3/3/09), vs. GT (1/13/10)

### ASSISTS

Season: 3 at Minnesota (11/29/10)  
 Career: 3 at Minnesota (11/29/10)  
 ACC: 2 vs. Duke (2/28/10)

### TURNOVERS

Season: 2 at Stan (11/18/10), vs. UNC (1/8/11)  
 Career: 3 vs. Florida State (2/17/10)  
 ACC: 3 vs. Florida State (2/17/10)

### BLOCKS

Season: 1 vs. Wichita St (11/24/10), vs. LSU (1/2/11)  
 Career: 1 on six occasions  
 ACC: 1 at NCSU (1/9/10), vs. FSU (2/17/10)

### STEALS

Season: 3 at Minnesota (11/29/10)  
 Career: 3 vs. Cleve St (11/25/09), at Minn (11/29/10)  
 ACC: 2 on four occasions

### MINUTES

Season: 33 vs. Wichita State (11/24/10)  
 Career: 33 vs. Wichita State (11/24/10)  
 ACC: 26 vs. North Carolina (1/8/11)

## 2010-11 GAME-BY-GAME:

Opponent	GP-GS	FG-FGA	3FG-3FGA	FT-FTA	Off-Def	Total	A	TO	Blk	Stl	PF	Min	Pts
W&M	1-0	1-2	1-2	0-0	1-5	6	1	0	0	0	4	20	3
USC Upstate	2-0	1-5	0-2	0-0	0-1	1	1	0	0	0	0	24	2
at Stanford	3-0	3-4	2-2	0-0	1-4	5	0	2	0	0	2	15	8
vs. Washington	4-1	1-2	1-1	0-0	0-2	2	0	1	0	1	2	15	3
vs. Oklahoma	5-2	4-10	3-9	0-0	0-5	5	2	1	0	2	1	27	11
vs. Wichita St	6-3	4-5	3-4	0-0	1-4	5	0	1	1	1	3	33	11
at Minnesota	7-4	2-4	2-2	0-0	0-0	0	3	1	0	3	1	21	6
at Virginia Tech	DNP												
Radford	DNP												
Oregon	DNP												
Norfolk St	DNP												
Seattle	DNP												
Iowa State	8-5	2-6	0-3	0-0	5-4	9	0	0	0	0	3	23	4
LSU	9-6	3-4	2-2	0-0	1-4	5	1	1	1	1	3	24	8
Howard	10-7	0-1	0-0	0-0	0-0	0	0	0	0	0	0	4	0
N. Carolina	11-8	1-4	0-1	0-0	0-1	1	0	2	0	0	3	26	2
at Duke	12-9	2-7	0-4	0-0	0-2	2	0	1	0	0	1	14	4
at BC	13-10	0-1	0-1	0-0	0-0	0	0	0	0	0	2	6	0
Georgia Tech	14-10	2-3	0-0	1-1	0-0	0	0	1	0	2	1	15	5

## CAREER STATISTICS

Year	G-GS	Min-Avg.	FG-FGA	Pct.	3FG-3FGA	Pct.	FT-FTA	Pct.	Off-Def.	Reb-Avg.	PF-DQ	Ast	TO	Blk	Stl	Pts-Avg
2007-08	7-0	12-1.7	3-3	1.000	1-1	1.000	0-0	.000	1-2	3-0.4	3-0	1	0	0	1	7-1.0
ACC	1-0	1-1.0	0-0	.000	0-0	.000	0-0	.000	0-0	0-0.0	0-0	0	0	0	0	0-0.0
2008-09	10-0	19-1.9	0-3	.000	0-1	.000	1-2	.500	2-1	3-0.3	2-0	1	2	0	0	1-0.1
ACC	5-0	5-1.0	0-1	.000	0-1	.000	1-2	.500	0-0	0-0.0	1-0	0	0	0	0	1-0.2
2009-10	30-7	462-15.4	35-93	.376	15-53	.283	4-8	.500	38-52	90-3.0	61-1	15	19	4	16	89-3.0
ACC	16-1	232-14.5	16-50	.320	5-28	.179	0-2	.000	21-23	44-2.8	36-1	5	12	2	9	37-2.3
2010-11	14-10	267-19.1	26-58	.448	14-33	.424	1-1	1.000	9-32	41-2.9	26-0	8	11	2	10	67-4.8
ACC	4-3	61-15.3	5-15	.333	0-6	.000	1-1	1.000	0-3	3-0.8	7-0	0	4	0	2	11-2.8
<b>CAREER</b>	<b>61-17</b>	<b>760-12.5</b>	<b>64-157</b>	<b>.408</b>	<b>30-88</b>	<b>.341</b>	<b>6-11</b>	<b>.545</b>	<b>50-87</b>	<b>137-2.2</b>	<b>92-1</b>	<b>25</b>	<b>32</b>	<b>6</b>	<b>27</b>	<b>164-2.7</b>
ACC	26-4	299-11.5	21-66	.318	5-35	.143	2-5	.400	21-26	47-1.8	44-1	5	16	2	11	49-1.9

# SAMMY ZEGLINSKI

# #13



Junior • Guard • 6-1 • 185 • Philadelphia, Pa. • The William Penn Charter School

## 2010-11 SEASON:

- Had six points vs. Georgia Tech
- Had six points and six rebounds at Boston College
- Had eight points at #1 Duke
- Had eight points, four rebounds, two assists and two steals vs. Howard
- Had nine points, two assists and three steals vs. Seattle in his first start of the season
- Had six points and two assists vs. Norfolk State
- Had 12 points, four rebounds, four assists and two steals vs. Oregon
- Had two assists and two steals vs. Radford
- Had three assists at Virginia Tech in his season debut
- Had an operation on Oct. 19 involving cartilage work on his left knee and missed the first seven games of the season

## SINGLE GAME BESTS

### POINTS

Season: 12 vs. Oregon (12/17/10)  
 Career: 24 vs. Liberty (11/25/08)  
 ACC: 19 at North Carolina (1/31/10)

### REBOUNDS

Season: 6 at Boston College (1/19/11)  
 Career: 8 on three occasions  
 ACC: 8 at NCSU (1/9/10), at Clemson (2/20/10)

### FG MADE

Season: 4 vs. Oregon (12/17/10)  
 Career: 8 vs. Liberty (11/25/08), vs. BC (3/11/10)  
 ACC: 6 vs. Clemson (2/15/09)

### FG ATTEMPTS

Season: 11 vs. Seattle (12/22/10)  
 Career: 15 vs. Boston College (3/11/10)  
 ACC: 12 vs. NCSU (2/3/10), at Clem (2/20/10)

### 3 PT FG MADE

Season: 3 vs. Oregon (12/17/10)  
 Career: 6 vs. Liberty (11/25/08)  
 ACC: 5 at North Carolina (1/31/10)

### 3 PT FG ATTEMPTS

Season: 9 vs. Norfolk State (12/20/10)  
 Career: 10 vs. Liberty (11/25/08), vs. BC (3/11/10)  
 ACC: 9 at Georgia Tech (12/28/08)

### FT MADE

Season: 4 at Duke (1/15/11)  
 Career: 4 on five occasions  
 ACC: 4 on four occasions

### FT ATTEMPTS

Season: 5 at Duke (1/15/11)  
 Career: 8 vs. Florida State (1/24/09)  
 ACC: 8 vs. Florida State (1/24/09)

### ASSISTS

Season: 4 vs. Oregon (12/17/10)  
 Career: 8 at Virginia Tech (1/10/09)  
 ACC: 8 at Virginia Tech (1/10/09)

### TURNOVERS

Season: 3 vs. Iowa St (12/30/10), vs. UNC (1/8/11)  
 Career: 6 vs. Clemson (2/15/09)  
 ACC: 6 vs. Clemson (2/15/09)

### BLOCKS

Season: --  
 Career: 2 vs. NJIT (12/21/09), vs. VT (1/28/10)  
 ACC: 2 vs. Virginia Tech (1/28/10)

### STEALS

Season: 3 vs. Seattle (12/22/10)  
 Career: 5 vs. Florida State (1/24/09)  
 ACC: 5 vs. Florida State (1/24/09)

### MINUTES

Season: 28 vs. Howard (1/4/11)  
 Career: 40 vs. Virginia Tech (1/28/10)  
 ACC: 40 vs. Virginia Tech (1/28/10)

## 2010-11 GAME-BY-GAME:

Opponent	GP-GS	FG-FGA	3FG-3FGA	FT-FTA	Off-Def	Total	A	TO	Blk	Stl	PF	Min	Pts
W&M	DNP												
USC Upstate	DNP												
at Stanford	DNP												
vs. Washington	DNP												
vs. Oklahoma	DNP												
vs. Wichita St	DNP												
at Minnesota	DNP												
at Virginia Tech	1-0	0-3	0-2	0-0	0-0	0	3	0	0	1	0	15	0
Radford	2-0	0-3	0-3	0-0	0-0	0	2	0	0	2	2	12	0
Oregon	3-0	4-7	3-5	1-2	0-4	4	4	0	0	2	0	22	12
Norfolk St	4-0	2-9	2-9	0-1	0-2	2	2	2	0	0	0	25	6
Seattle	5-1	3-11	1-7	2-3	0-4	4	2	0	0	3	3	22	9
Iowa State	6-1	1-3	1-3	0-0	2-3	5	0	2	0	0	1	13	3
LSU	7-1	0-3	0-2	0-0	0-1	1	0	2	0	0	0	15	0
Howard	8-1	3-7	2-4	0-0	0-4	4	2	1	0	2	1	28	8
N. Carolina	9-1	1-2	1-1	0-0	0-0	0	1	3	0	1	2	10	3
at Duke	10-1	2-6	0-2	4-5	1-2	3	1	0	0	0	1	18	8
at BC	11-1	2-8	2-7	0-0	1-5	6	3	0	0	1	0	27	6
Georgia Tech	12-1	2-5	2-2	0-0	0-1	1	1	0	0	2	2	20	6

## CAREER STATISTICS

Year	G-GS	Min-Avg.	FG-FGA	Pct.	3FG-3FGA	Pct.	FT-FTA	Pct.	Off-Def.	Reb-Avg.	PF-DQ	Ast	TO	Blk	Stl	Pts-Avg
2007-08	8-0	62-7.8	3-12	.250	1-7	.143	0-2	.000	3-6	9-1.1	8-0	15	9	1	3	7-0.9
ACC	--															
2008-09	28-15	669-23.9	82-213	.385	33-105	.314	20-35	.571	9-57	66-2.4	68-2	84	70	2	36	217-7.8
ACC	16-7	362-22.6	32-101	.317	12-56	.214	6-16	.375	6-27	33-2.1	33-0	44	37	0	18	82-5.1
2009-10	31-29	899-29.0	94-252	.373	61-162	.377	27-34	.794	12-107	119-3.8	63-0	80	57	8	38	276-8.9
ACC	16-14	461-28.8	38-128	.297	24-83	.289	15-18	.833	6-61	67-4.2	30-0	41	23	3	14	115-7.2
2010-11	12-1	227-18.9	20-67	.299	14-47	.298	7-11	.636	4-26	30-2.5	12-0	21	10	0	14	61-5.1
ACC	5-0	90-18.0	7-24	.292	5-14	.357	4-5	.800	2-8	10-2.0	5-0	9	3	0	5	23-4.6
<b>CAREER</b>	<b>79-45</b>	<b>1857-23.5</b>	<b>199-544</b>	<b>.366</b>	<b>109-321</b>	<b>.340</b>	<b>54-82</b>	<b>.659</b>	<b>28-196</b>	<b>224-2.8</b>	<b>151-2</b>	<b>200</b>	<b>146</b>	<b>11</b>	<b>91</b>	<b>561-7.1</b>
ACC	37-21	913-24.7	77-253	.304	41-153	.268	25-39	.641	14-96	110-3.0	68-0	94	63	3	37	220-5.9













# 2010-11 VIRGINIA MEN'S BASKETBALL GAME NOTES

## VIRGINIA TEAM AND INDIVIDUAL HIGHS FOR THE 2010-11 SEASON

Team		Individual	
<b>Points:</b>	87 at Minnesota	<b>Points:</b>	31 Mustapha Farrakhan vs. Howard
<b>FG Att:</b>	62 vs. Iowa State (20-62)	<b>FG Att:</b>	15 Mike Scott (7-15) vs. Oklahoma; Scott (6-15) at Minnesota
<b>FG Made:</b>	32 vs. Howard (32-48)	<b>FG Made:</b>	11 Mustapha Farrakhan (11-12) vs. Howard
<b>FG %:</b>	66.7 vs. Howard (32-48)	<b>FG %:<sup>(1)</sup></b>	91.7 Mustapha Farrakhan (11-12) vs. Howard
<b>3-FG Att:</b>	25 vs. Howard (16-25)	<b>3-FG Att:</b>	10 Joe Harris (3-10) vs. Radford
<b>3-FG Made:</b>	16 vs. Howard (16-25)	<b>3-FG Made:</b>	8 Mustapha Farrakhan (8-9) vs. Howard
<b>3-FG %:</b>	76.9 at Minnesota (10-13)	<b>3-FG %:<sup>(2)</sup></b>	100.0 KT Harrell (3-3) vs. Radford
			Mustapha Farrakhan (3-3) at Duke
<b>FT Att:</b>	32 vs. Georgia Tech (22-32)	<b>FT Att:</b>	15 Mike Scott (13-15) vs. Oklahoma
<b>FT Made:</b>	25 at Minnesota (25-30)	<b>FT Made:</b>	13 Mike Scott (13-15) vs. Oklahoma
<b>FT %:</b>	100.0 at Stanford (11-11)	<b>FT %:<sup>(1)</sup></b>	100.0 Mike Scott (8-8) vs. Radford
			Mustapha Farrakhan (8-8) vs. Radford
<b>Rebounds:</b>	38 vs. Iowa State	<b>Rebounds:</b>	15 Mike Scott vs. Oklahoma
<b>Assists:</b>	20 vs. Howard	<b>Assists:</b>	10 Jontel Evans vs. Howard
<b>Turnovers:</b>	18 at Stanford	<b>Turnovers:</b>	6 Jontel Evans vs. Washington
			Mike Scott vs. Radford
<b>Blocks:</b>	7 vs. Radford	<b>Blocks:</b>	5 Assane Sene at Boston College
<b>Steals:</b>	10 vs. Howard	<b>Steals:</b>	3 on seven occasions
<b>Fouls:</b>	22 vs. North Carolina		

## OPPONENT TEAM AND INDIVIDUAL HIGHS FOR THE 2010-11 SEASON

Team		Individual	
<b>Points:</b>	106 by Washington	<b>Points:</b>	29 Nolan Smith (Duke)
<b>FG Att:</b>	69 by Washington (40-69)	<b>FG Att:</b>	19 Nolan Smith (10-19, Duke)
<b>FG Made:</b>	40 by Washington (40-69)	<b>FG Made:</b>	10 Malcolm Delaney (10-15, Virginia Tech)
			Nolan Smith (10-19, Duke)
<b>FG %:</b>	58.0 by Washington (40-69)	<b>FG %:<sup>(1)</sup></b>	100.0 Dwight Powell (5-5, Stanford)
<b>3-FG Att:</b>	26 by Washington (17-26)		
	by William and Mary (7-26)	<b>3-FG Att:</b>	11 Blake Hofferber (5-11, Minnesota)
<b>3-FG Made:</b>	17 by Washington (17-26)	<b>3-FG Made:</b>	5 on five occasions
<b>3-FG %:</b>	65.4 by Washington (17-26)	<b>3-FG %:<sup>(2)</sup></b>	100.0 Tony Dukes (5-5, USC Upstate)
<b>FT Att:</b>	27 by North Carolina (19-27)	<b>FT Att:</b>	13 Iman Shumpert (8-13, Georgia Tech)
<b>FT Made:</b>	20 by Boston College (20-25)	<b>FT Made:</b>	8 Nolan Smith (8-9, Duke)
			Iman Shumpert (8-13, Georgia Tech)
<b>FT %:</b>	100.0 by Virginia Tech (4-4)	<b>FT %:<sup>(1)</sup></b>	100.0 Tyler Neal (6-6, Oklahoma)
			Reggie Jackson (6-6, Boston College)
<b>Rebounds:</b>	42 by Norfolk State	<b>Rebounds:</b>	16 Mason Plumlee (Duke)
	by Duke		
<b>Assists:</b>	22 by Washington	<b>Assists:</b>	8 Diante Garrett (Iowa State)
<b>Turnovers:</b>	19 by Radford	<b>Turnovers:</b>	5 Joevan Catron (Oregon)
			Alphonso Leary (Howard)
			Nolan Smith (Duke)
<b>Blocks:</b>	7 by Minnesota, Virginia Tech	<b>Blocks:</b>	5 Trevor Mbakwe (Minnesota)
<b>Steals:</b>	8 by Washington	<b>Steals:</b>	6 Justin Holiday (Washington)
<b>Fouls:</b>	26 by Georgia Tech		

## VIRGINIA AND OPPONENT TEAM LOWS FOR THE 2010-11 SEASON

Virginia		Opponent	
<b>Points:</b>	47 vs. Iowa State	<b>Points:</b>	44 by Radford
<b>FG Att:</b>	40 vs. Georgia Tech (20-40)	<b>FG Att:</b>	44 by USC Upstate (19-44), Radford (17-44)
<b>FG Made:</b>	13 vs. Radford (13-47)	<b>FG Made:</b>	17 by Radford (17-44), by Norfolk State (17-56)
<b>FG %:</b>	27.7 vs. Radford (13-47)	<b>FG %:</b>	30.4 by Norfolk State (17-56)
<b>3-FG Att:</b>	12 at Virginia Tech (4-12), vs. Oregon (5-12)	<b>3-FG Att:</b>	10 by Radford (4-10)
			by Georgia Tech (4-10)
<b>3-FG Made:</b>	2 vs. Seattle (2-20)	<b>3-FG Made:</b>	2 by Norfolk State (2-16)
<b>3-FG %:</b>	10.0 vs. Seattle (2-20)	<b>3-FG %:</b>	12.5 by Norfolk State (2-16)
<b>FT Att:</b>	7 vs. Iowa State (4-7)	<b>FT Att:</b>	4 by Virginia Tech (4-4)
<b>FT Made:</b>	4 vs. Iowa State (4-7), vs. Howard (4-8)	<b>FT Made:</b>	4 by Virginia Tech (4-4)
<b>FT %:</b>	50.0 vs. Norfolk State (5-10), vs. Howard (4-8)	<b>FT %:</b>	42.9 by Stanford (6-14)
<b>Rebounds:</b>	17 vs. Howard	<b>Rebounds:</b>	18 by USC Upstate
<b>Assists:</b>	6 vs. Seattle	<b>Assists:</b>	5 by Seattle
<b>Turnovers:</b>	7 at Boston College	<b>Turnovers:</b>	5 by Boston College
<b>Blocks:</b>	0 vs. Iowa State, vs. Howard	<b>Blocks:</b>	0 by Georgia Tech
<b>Steals:</b>	2 at Boston College	<b>Steals:</b>	2 by Stanford
<b>Fouls:</b>	12 at Virginia Tech, vs. Howard	<b>Fouls:</b>	11 by Howard, Boston College

(1) - min 5 attempts

(2) - min 3 attempts

# 2010-11 VIRGINIA MEN'S BASKETBALL GAME NOTES

## THE CAVALIERS' RECORD IN 2010-11 WHEN UVa:

leads at halftime.....	10-2
trails at halftime.....	1-6
tied at halftime.....	0-0
goes into overtime.....	0-0
leads by 10 or more points.....	10-3
trails by 10 or more points.....	1-7
shoots 50% or better.....	5-0
shoots less than 50%.....	6-8
shoots less than 45%.....	3-8
shoots less than 40%.....	2-4
opponent shoots 50% or better.....	2-3
opponent shoots less than 50%.....	9-5
opponent shoots less than 45%.....	8-3
opponent shoots less than 40%.....	5-1
has higher FG% than opponent.....	9-3
has lower FG% than opponent.....	2-5
has same FG% as opponent.....	0-0
outrounds its opponent.....	7-1
is outrebounded by opponent.....	4-6
has same rebounds as opponent.....	0-1
has more offensive rebounds than opponent.....	7-4
has fewer offensive rebounds than opponent.....	4-4
has same offensive rebounds as opponent.....	0-0
has fewer turnovers than opponent.....	8-3
has more turnovers than opponent.....	0-4
has same turnovers as opponent.....	3-1
has fewer than 10 turnovers.....	2-3
opponent has fewer than 10 turnovers.....	1-3
shoots more FTs than opponent.....	8-3
shoots fewer FTs than opponent.....	3-5
shoots the same FTs as opponent.....	0-0
has game decided by 10 points or less.....	5-3
has game decided by 5 points or less.....	2-1
scores <60 points.....	3-4
scores 60-69 points.....	2-4
scores 70-79 points.....	4-0
scores 80-89 points.....	2-0
scores 90+ points.....	0-0
allows <60 points.....	8-1
allows 60-69 points.....	2-2
allows 70-79 points.....	1-3
allows 80-89 points.....	0-1
allows 90+ points.....	0-1
wins the tip.....	5-3
loses the tip.....	6-5

## VIRGINIA IN ITS 11 WINS:

UVa's FG percentage.....	46.7 (254-544)
UVa's FT percentage.....	72.0 (157-218)
UVa's 3FG percentage.....	46.2 (90-195)
UVa's offensive rebounds /game.....	9.1 (100)
UVa's rebounds/game.....	31.8 (350)
UVa's rebound margin/game.....	+2.4 (31.8-29.4)
UVa's assists/game.....	13.5 (148)
UVa's turnovers/game.....	10.5 (116)
UVa's points/game.....	68.6 (755)
Opponent's FG percentage.....	41.5 (228-549)
Opponent's points/game.....	55.7 (613)
Opponent's turnovers/game.....	13.1 (144)
Opponent's FT attempts/game.....	13.0 (143)

## VIRGINIA IN ITS 8 LOSSES:

UVa's FG percentage.....	38.0 (165-434)
UVa's FT percentage.....	70.1 (89-127)
UVa's 3FG percentage.....	29.4 (45-153)
UVa's offensive rebounds /game.....	10.1 (81)
UVa's rebounds/game.....	31.9 (255)
UVa's rebound margin/game.....	-5.1 (31.9-37.0)
UVa's assists/game.....	9.0 (72)
UVa's turnovers/game.....	11.8 (94)
UVa's points/game.....	58.0 (464)
Opponent's FG percentage.....	47.3 (209-442)
Opponent's 3FG percentage.....	42.8 (65-152)
Opponent's points/game.....	73.0 (584)
Opponent's turnovers/game.....	10.4 (83)
Opponent's FT attempts/game.....	18.4 (147)

## ADDITIONAL TEAM INFORMATION ...

Largest halftime lead:  
 Largest halftime deficit:  
 Largest halftime deficit overcome in a victory:  
 Largest halftime lead surrendered in a loss:  
 Largest deficit overcome in a victory:  
 Largest lead surrendered in a loss:  
 Largest deficit at any time:  
 Largest lead at any time:

Most consecutive points scored:  
 Most consecutive points allowed:

15 vs. Oklahoma, Nov. 23 (40-25)  
 24 vs. Washington, Nov. 22 (31-55)  
 10 at Minnesota, Nov. 29 (29-39)  
 7 vs. North Carolina, Jan. 8 (37-30)  
 13 at Minnesota, Nov. 29 (trailed 29-42 @ 19:37, 2nd Half)  
 16 vs. Wichita State, Nov. 24 (led 20-4 @ 12:36, 1st Half)  
 48 vs. Washington, Nov. 22 (57-105 @ 2:00, 2nd Half)  
 24 vs. William & Mary, Nov. 12 (76-52 - final score)  
 24 vs. Howard, Jan. 4 (80-56 @ 6:39, 2nd Half)  
 22 vs. Radford, Dec. 7  
 14 vs. Iowa State, Dec. 30

# 2010-11 VIRGINIA MEN'S BASKETBALL GAME NOTES

## VIRGINIA'S LEADING PERFORMERS IN 2010-11 ...

<b>OPPONENT</b>	<b>SCORE</b>	<b>POINTS</b>	<b>REBOUNDS</b>	<b>ASSISTS</b>
William and Mary	76-52	Billy Baron (19)	Mike Scott (9)	Jontel Evans (7)
USC Upstate	74-54	Mike Scott (19)	Mike Scott (12)	KT Harrell, Billy Baron (3)
at Stanford	60-81	Mustapha Farrakhan (14)	Mike Scott (6)	Jontel Evans (5)
vs. Washington	63-106	Joe Harris (19)	KT Harrell (8)	Mustapha Farrakhan, Jontel Evans (3)
vs. Oklahoma	74-56	Mike Scott (27)	Mike Scott (15)	Jontel Evans (6)
vs. Wichita State	58-70	Mike Scott (16)	Mike Scott (10)	Jontel Evans (5)
at Minnesota	87-79	Joe Harris (24)	Mike Scott (12)	Jontel Evans (5)
at Virginia Tech	57-54	Mike Scott (21)	Mike Scott (13)	Mustapha Farrakhan (5)
Radford	54-44	Mustapha Farrakhan (14) Joe Harris (14)	Mike Scott (13)	Jontel Evans (2) Sammy Zeglinski (2)
Oregon	63-48	KT Harrell (20)	Akil Mitchell (7)	Sammy Zeglinski (4)
Norfolk State	50-49	Mustapha Farrakhan (18)	Assane Sene (12)	Evans, Farrakhan, Zeglinski (2)
Seattle	53-59	KT Harrell (16)	Mike Scott (8)	Akil Mitchell, Sammy Zeglinski (2)
Iowa State	47-60	KT Harrell (9)	Will Sherrill (9)	Joe Harris (4)
LSU	64-50	KT Harrell (15)	Assane Sene (6)	Jontel Evans (6)
Howard	84-63	Mustapha Farrakhan (31)	Assane Sene (5)	Jontel Evans (10)
North Carolina	56-62	KT Harrell (13)	Assane Sene (11)	Jontel Evans (4)
at Duke	60-76	Mustapha Farrakhan (15) Joe Harris (15)	Assane Sene (5)	Jontel Evans (3)
at Boston College	67-70	Mustapha Farrakhan (14)	Assane Sene (9)	Mustapha Farrakhan (4)
Georgia Tech	72-64	Mustapha Farrakhan (23)	Joe Harris (8)	Jontel Evans (5) Mustapha Farrakhan (5)

## LED VIRGINIA IN...

### **SCORING**

	'11	'10	'09	'08	Career
Scott	4	9	2	-	15
Farrakhan	7	-	-	-	7
Harrell	5				5
Harris	4				4
Zeglinski	-	1	1	-	2
Baron	1				1

### **REBOUNDING**

	'11	'10	'09	'08	Career
Scott	9	20	13	8	50
Sene	6	3	5		14
Zeglinski	-	6	1	-	7
Sherrill	1	1	-	-	2
Harrell	1				1
Harris	1				1
Mitchell	1				1
Evans	-	1			1

### **ASSISTS**

	'11	'10	'09	'08	Career
Zeglinski	4	11	13	-	28
Evans	13	7			20
Farrakhan	5	9	2	-	16
Scott	-	2	3	-	5
Baron	1				1
Harrell	1				1
Harris	1				1
Mitchell	1				1
Sherrill	-	1	-	-	1

**2010-11 Virginia Basketball**  
**Virginia Points-Rebounds-Assists (as of Jan 22, 2011)**  
**All games**

Opponent	Date	Score		01	02	04	05	12	13	15
				EVANS,JONT	FARRAKHAN	REGAN,WILL	SENE,ASSAN	HARRIS,JOE	ZEGLINSKI,	BARON,BILL
WILLIAM & MARY	11/12/10	76-52	w	6-2-7	10-4-1	3-0-0	2-2-0	2-4-3	DNP	19-0-3
USC UPSTATE	11/15/10	74-54	w	10-4-1	11-1-2	DNP	2-0-0	8-2-1	DNP	14-3-3
at Stanford	11/18/10	60-81	L	11-3-5	14-1-2	2-1-0	0-2-0	12-1-0	DNP	2-1-2
vs Washington	11-22-10	63-106	L	3-1-3	4-1-3	1-3-0	1-0-0	19-7-0	DNP	3-2-0
vs Oklahoma	11-23-10	74-56	w	5-5-6	10-0-3	2-2-0	4-1-0	8-2-1	DNP	7-1-0
vs Wichita State	11-24-10	58-70	L	10-3-5	0-0-0	0-0-0	2-2-0	9-4-1	DNP	0-1-0
at Minnesota	11/29/10	87-79	w	3-1-5	23-5-4	0-0-0	7-6-0	24-5-1	DNP	0-1-1
at Virginia Tech	12/05/10	57-54	w	4-2-4	9-5-5	0-0-0	4-3-0	10-3-2	0-0-3	0-0-0
RADFORD	12/07/10	54-44	w	2-1-2	14-3-1	0-0-0	0-7-0	14-2-0	0-0-2	0-0-1
OREGON	12/17/10	63-48	w	7-1-1	17-3-1	0-0-0	0-4-0	5-6-0	12-4-4	0-0-0
NORFOLK STATE	12/20/10	50-49	w	3-4-2	18-5-2	2-2-0	2-12-0	3-0-1	6-2-2	3-0-0
SEATTLE	12/22/10	53-59	L	4-3-0	6-1-0	0-2-0	0-3-0	6-5-1	9-4-2	0-0-0
IOWA STATE	12/30/10	47-60	L	4-1-2	6-2-0	7-2-0	7-3-0	4-4-4	3-5-0	3-2-1
LSU	01/02/11	64-50	w	8-4-6	11-3-2	4-4-0	0-6-0	9-5-0	0-1-0	DNP
HOWARD	01/04/11	84-63	w	0-0-10	31-1-0	2-0-0	9-5-1	16-0-1	8-4-2	0-0-2
NORTH CAROLINA	01/08/11	56-62	L	11-3-4	11-2-2	0-1-0	3-11-0	10-3-0	3-0-1	DNP
at Duke	01-15-11	60-76	L	6-3-3	15-3-2	0-1-0	8-5-0	15-4-0	8-3-1	0-0-0
at Boston College	1-19-11	67-70	L	6-4-2	14-7-4	DNP	11-9-0	11-4-1	6-6-3	0-1-0
GEORGIA TECH	01/22/11	72-64	w	3-2-5	23-3-5	DNP	4-5-0	11-8-2	6-1-1	DNP

Opponent	Date	Score		22	23	24	25	32
				SHERRILL,W	SCOTT,MIKE	HARRELL,KT	MITCHELL,A	ROGERS,THO
WILLIAM & MARY	11/12/10	76-52	w	3-6-1	18-9-0	13-5-1	0-1-1	0-0-0
USC UPSTATE	11/15/10	74-54	w	2-1-1	19-12-2	5-2-3	3-4-0	DNP
at Stanford	11/18/10	60-81	L	8-5-0	8-6-2	3-0-0	0-4-0	DNP
vs Washington	11-22-10	63-106	L	3-2-0	11-4-0	14-8-2	4-5-1	0-0-0
vs Oklahoma	11-23-10	74-56	w	11-5-2	27-15-2	0-0-0	DNP	DNP
vs Wichita State	11-24-10	58-70	L	11-5-0	16-10-3	10-1-0	0-0-0	DNP
at Minnesota	11/29/10	87-79	w	6-0-3	17-12-3	7-2-2	DNP	DNP
at Virginia Tech	12/05/10	57-54	w	DNP	21-13-2	7-0-0	2-1-0	DNP
RADFORD	12/07/10	54-44	w	DNP	10-13-1	13-2-1	1-3-0	DNP
OREGON	12/17/10	63-48	w	DNP	DNP	20-4-1	2-7-0	0-0-0
NORFOLK STATE	12/20/10	50-49	w	DNP	DNP	9-3-0	4-6-1	DNP
SEATTLE	12/22/10	53-59	L	DNP	12-8-1	16-4-0	0-1-2	DNP
IOWA STATE	12/30/10	47-60	L	4-9-0	DNP	9-3-0	0-5-2	DNP
LSU	01/02/11	64-50	w	8-5-1	DNP	15-3-0	9-3-1	DNP
HOWARD	01/04/11	84-63	w	0-0-0	DNP	14-1-1	4-3-3	0-0-0
NORTH CAROLINA	01/08/11	56-62	L	2-1-0	DNP	13-5-1	3-4-0	DNP
at Duke	01-15-11	60-76	L	4-2-0	DNP	2-2-2	2-2-0	0-0-0
at Boston College	1-19-11	67-70	L	0-0-0	DNP	13-1-1	6-1-1	DNP
GEORGIA TECH	01/22/11	72-64	w	5-0-0	DNP	17-3-3	3-3-0	DNP

**2010-11 Virginia Basketball**  
**Virginia Team Game-by-Game Comparison (as of Jan 22, 2011)**  
**All games**

Opponent	1st	2nd	Score	Mar	Total FG	FG Pct	3-Pointers	3FG Pct	Free Throws	FT Pct	Rebounds	Assist	T/Over	Block	Steal	Fouls
WILLIAM & MARY	28/27	48/25	76-52	+24	28-56/18-48	.500/.375	12-23/7-26	.522/.269	8-11/9-16	.727/.563	37/27 +10	17/8	8/8	1/1	6/4	15/13
USC UPSTATE	31/28	43/26	74-54	+20	25-47/19-44	.532/.432	5-15/10-23	.333/.435	19-25/6-10	.760/.600	35/18 +17	13/13	12/13	1/2	6/7	14/19
Stanford	34/37	26/44	60-81	(21)	20-47/31-57	.426/.544	9-24/13-23	.375/.565	11-11/6-14	1000/.429	25/33 (8)	11/13	18/12	2/2	4/2	18/16
Washington	31/55	32/51	63-106	(43)	22-58/40-69	.379/.580	4-16/17-26	.250/.654	15-26/9-13	.577/.692	34/39 (5)	9/22	17/9	2/4	4/8	17/21
Oklahoma	40/25	34/31	74-56	+18	25-52/20-45	.481/.444	7-18/6-17	.389/.353	17-27/10-14	.630/.714	32/30 +2	14/9	9/17	1/5	8/3	16/18
Wichita State	31/35	27/35	58-70	(12)	22-51/22-52	.431/.423	6-13/8-16	.462/.500	8-13/18-22	.615/.818	29/36 (7)	9/15	10/10	2/3	4/6	20/16
Minnesota	29/39	58/40	87-79	+8	26-55/29-58	.473/.500	10-13/9-22	.769/.409	25-30/12-20	.833/.600	36/31 +5	19/15	11/11	1/7	5/7	18/22
Virginia Tech	36/24	21/30	57-54	+3	23-49/22-51	.469/.431	4-12/6-15	.333/.400	7-11/4-4	.636/1000	30/28 +2	16/8	10/11	6/7	5/4	12/16
RADFORD	32/19	22/25	54-44	+10	13-47/17-44	.277/.386	8-21/4-10	.381/.400	20-24/6-8	.833/.750	35/30 +5	8/6	13/19	7/1	8/5	15/20
OREGON	25/22	38/26	63-48	+15	22-44/19-55	.500/.345	5-12/3-19	.417/.158	14-19/7-9	.737/.778	30/32 (2)	7/8	11/13	6/2	6/5	16/17
NORFOLK STATE	22/20	28/29	50-49	+1	19-54/17-56	.352/.304	7-22/2-16	.318/.125	5-10/13-18	.500/.722	36/42 (6)	8/7	11/11	4/6	3/6	16/15
SEATTLE	23/30	30/29	53-59	(6)	16-53/24-48	.302/.500	2-20/5-14	.100/.357	19-23/6-13	.826/.462	32/36 (4)	6/5	9/14	5/1	6/6	15/20
IOWA STATE	15/24	32/36	47-60	(13)	20-62/23-50	.323/.460	3-24/8-21	.125/.381	4-7/6-13	.571/.462	38/37 +1	9/14	9/10	0/3	5/5	15/12
LSU	26/22	38/28	64-50	+14	21-52/18-51	.404/.353	6-19/3-13	.316/.231	16-21/11-17	.762/.647	36/32 +4	10/7	11/12	6/3	6/3	15/15
HOWARD	45/32	39/31	84-63	+21	32-48/24-45	.667/.533	16-25/8-17	.640/.471	4-8/7-12	.500/.583	17/23 (6)	20/8	10/18	0/1	10/5	12/11
NORTH CAROLINA	37/30	19/32	56-62	(6)	21-51/20-54	.412/.370	6-17/3-11	.353/.273	8-12/19-27	.667/.704	32/39 (7)	8/7	11/8	4/3	5/7	22/13
Duke	31/25	29/51	60-76	(16)	19-55/27-58	.345/.466	6-16/5-20	.375/.250	16-23/17-20	.696/.850	31/42 (11)	8/13	13/15	1/6	7/4	18/16
Boston College	28/34	39/36	67-70	(3)	25-57/22-54	.439/.407	9-23/6-21	.391/.286	8-12/20-25	.667/.800	34/34 -	12/12	7/5	5/3	2/3	21/11
GEORGIA TECH	43/29	29/35	72-64	+8	20-40/25-52	.500/.481	10-15/4-10	.667/.400	22-32/10-15	.688/.667	26/30 (4)	16/9	10/11	1/0	6/5	17/26

Note: Game totals are displayed in the format TEAM/OPPONENT for each category

**2010-11 Virginia Basketball**  
**Virginia Game-by-Game Highs (as of Jan 22, 2011)**  
**All games**

Opponent	Date	Score	Points	Rebounds	Assists	Steals	Blocked shots
WILLIAM & MARY	11/12/10	76-52	19-Billy Baron	9-Mike Scott	7-Jontel Evans	2-Mustapha Farrakhan	1-Mike Scott
USC UPSTATE	11/15/10	74-54	19-Mike Scott	12-Mike Scott	3-KT Harrell	2-Billy Baron	1-Mustapha Farrakhan
at Stanford	11/18/10	60-81	14-Mustapha Farrakhan	6-Mike Scott	5-Jontel Evans	2-Jontel Evans	1-Mike Scott Will Regan
vs Washington	11-22-10	63-106	19-Joe Harris	8-KT Harrell	3-Mustapha Farrakhan Jontel Evans	2-Billy Baron	1-Assane Sene Akil Mitchell
vs Oklahoma	11-23-10	74-56	27-Mike Scott	15-Mike Scott	6-Jontel Evans	3-Jontel Evans	1-Assane Sene
vs Wichita State	11-24-10	58-70	16-Mike Scott	10-Mike Scott	5-Jontel Evans	1-Jontel Evans Mustapha Farrakhan Will Sherrill Joe Harris	1-Mustapha Farrakhan Will Sherrill
at Minnesota	11/29/10	87-79	24-Joe Harris	12-Mike Scott	5-Jontel Evans	3-Will Sherrill	1-Assane Sene
at Virginia Tech	12/05/10	57-54	21-Mike Scott	13-Mike Scott	5-Mustapha Farrakhan	2-Mustapha Farrakhan	2-Assane Sene Mustapha Farrakhan
RADFORD	12/07/10	54-44	14-Mustapha Farrakhan Joe Harris	13-Mike Scott	2-Jontel Evans Sammy Zeglinski	3-Jontel Evans	3-Assane Sene
OREGON	12/17/10	63-48	20-KT Harrell	7-Akil Mitchell	4-Sammy Zeglinski	2-Sammy Zeglinski	2-Will Regan
NORFOLK STATE	12/20/10	50-49	18-Mustapha Farrakhan	12-Assane Sene	2-Sammy Zeglinski Jontel Evans Mustapha Farrakhan	2-Mustapha Farrakhan	3-Assane Sene
SEATTLE	12/22/10	53-59	16-KT Harrell	8-Mike Scott	2-Akil Mitchell Sammy Zeglinski	3-Sammy Zeglinski	2-Mike Scott
IOWA STATE	12/30/10	47-60	9-KT Harrell	9-Will Sherrill	4-Joe Harris	2-Jontel Evans	None
LSU	01/02/11	64-50	15-KT Harrell	6-Assane Sene	6-Jontel Evans	3-Jontel Evans	2-Will Regan Joe Harris
HOWARD	01/04/11	84-63	31-Mustapha Farrakhan	5-Assane Sene	10-Jontel Evans	3-Jontel Evans Akil Mitchell	None
NORTH CAROLINA	01/08/11	56-62	13-KT Harrell	11-Assane Sene	4-Jontel Evans	2-Jontel Evans	2-Assane Sene
at Duke	01-15-11	60-76	15-Joe Harris Mustapha Farrakhan	5-Assane Sene	3-Jontel Evans	2-Mustapha Farrakhan Jontel Evans	1-Assane Sene
at Boston College	1-19-11	67-70	14-Mustapha Farrakhan	9-Assane Sene	4-Mustapha Farrakhan	1-KT Harrell Sammy Zeglinski	5-Assane Sene
GEORGIA TECH	01/22/11	72-64	23-Mustapha Farrakhan	8-Joe Harris	5-Mustapha Farrakhan Jontel Evans	2-Jontel Evans Will Sherrill Sammy Zeglinski	1-Assane Sene

**2010-11 Virginia Basketball**  
**Virginia Team Game-by-Game (as of Jan 22, 2011)**  
**All games**

TEAM STATISTICS

Opponent	Date	Score		Total		3-Pointers		Free throws		Rebounds				pf	a	t/o	blk	stl	pts	avg
				fg-fga	pct	3fg-fga	pct	ft-fga	pct	off	def	tot	avg							
WILLIAM & MARY	11/12/10	76-52	W	28-56	.500	12-23	.522	8-11	.727	9	28	37	37.0	15	17	8	1	6	76	76.0
USC UPSTATE	11/15/10	74-54	W	25-47	.532	5-15	.333	19-25	.760	11	24	35	36.0	14	13	12	1	6	74	75.0
at Stanford	11/18/10	60-81	L	20-47	.426	9-24	.375	11-11	1.000	5	20	25	32.3	18	11	18	2	4	60	70.0
vs Washington	11-22-10	63-106	L	22-58	.379	4-16	.250	15-26	.577	13	21	34	32.8	17	9	17	2	4	63	68.2
vs Oklahoma	11-23-10	74-56	W	25-52	.481	7-18	.389	17-27	.630	9	23	32	32.6	16	14	9	1	8	74	69.4
vs Wichita State	11-24-10	58-70	L	22-51	.431	6-13	.462	8-13	.615	9	20	29	32.0	20	9	10	2	4	58	67.5
at Minnesota	11/29/10	87-79	W	26-55	.473	10-13	.769	25-30	.833	11	25	36	32.6	18	19	11	1	5	87	70.3
at Virginia Tech	12/05/10	57-54	W	23-49	.469	4-12	.333	7-11	.636	10	20	30	32.2	12	16	10	6	5	57	68.6
RADFORD	12/07/10	54-44	W	13-47	.277	8-21	.381	20-24	.833	12	23	35	32.6	15	8	13	7	8	54	67.0
OREGON	12/17/10	63-48	W	22-44	.500	5-12	.417	14-19	.737	5	25	30	32.3	16	7	11	6	6	63	66.6
NORFOLK STATE	12/20/10	50-49	W	19-54	.352	7-22	.318	5-10	.500	10	26	36	32.6	16	8	11	4	3	50	65.1
SEATTLE	12/22/10	53-59	L	16-53	.302	2-20	.100	19-23	.826	12	20	32	32.6	15	6	9	5	6	53	64.1
IOWA STATE	12/30/10	47-60	L	20-62	.323	3-24	.125	4-7	.571	14	24	38	33.0	15	9	9	0	5	47	62.8
LSU	01/02/11	64-50	W	21-52	.404	6-19	.316	16-21	.762	13	23	36	33.2	15	10	11	6	6	64	62.9
HOWARD	01/04/11	84-63	W	32-48	.667	16-25	.640	4-8	.500	4	13	17	32.1	12	20	10	0	10	84	64.3
NORTH CAROLINA	01/08/11	56-62	L	21-51	.412	6-17	.353	8-12	.667	4	28	32	32.1	22	8	11	4	5	56	63.8
at Duke	01-15-11	60-76	L	19-55	.345	6-16	.375	16-23	.696	12	19	31	32.1	18	8	13	1	7	60	63.5
at Boston College	1-19-11	67-70	L	25-57	.439	9-23	.391	8-12	.667	12	22	34	32.2	21	12	7	5	2	67	63.7
GEORGIA TECH	01/22/11	72-64	W	20-40	.500	10-15	.667	22-32	.688	6	20	26	31.8	17	16	10	1	6	72	64.2
Virginia		1219		419-978	.428	135-348	.388	246-345	.713	181	424	605	31.8	312	220	210	55	106	1219	64.2
Opponents		1197		437-991	.441	127-340	.374	196-290	.676	181	438	619	32.6	317	199	227	60	95	1197	63.0

Games played: 19  
Points/game: 64.2  
FG Pct: 42.8  
3FG Pct: 38.8  
FT Pct: 71.3

Rebounds/game: 31.8  
Assists/game: 11.6  
Turnovers/game: 11.1  
Assist/turnover ratio: 1.0  
Steals/game: 5.6  
Blocks/game: 2.9

**2010-11 Virginia Basketball**  
**Virginia Overall Team Statistics (as of Jan 22, 2011)**  
**All games**

<b>TEAM STATISTICS</b>	<b>VA</b>	<b>OPP</b>
<b>SCORING</b>	1219	1197
Points per game	64.2	63.0
Scoring margin	+1.2	-
<b>FIELD GOALS-ATT</b>	419-978	437-991
Field goal pct	.428	.441
<b>3 POINT FG-ATT</b>	135-348	127-340
3-point FG pct	.388	.374
3-pt FG made per game	7.1	6.7
<b>FREE THROWS-ATT</b>	246-345	196-290
Free throw pct	.713	.676
F-Throws made per game	12.9	10.3
<b>REBOUNDS</b>	605	619
Rebounds per game	31.8	32.6
Rebounding margin	-0.7	-
<b>ASSISTS</b>	220	199
Assists per game	11.6	10.5
<b>TURNOVERS</b>	210	227
Turnovers per game	11.1	11.9
Turnover margin	+0.9	-
Assist/turnover ratio	1.0	0.9
<b>STEALS</b>	106	95
Steals per game	5.6	5.0
<b>BLOCKS</b>	55	60
Blocks per game	2.9	3.2
<b>WINNING STREAK</b>	1	-
Home win streak	1	-
<b>ATTENDANCE</b>	106123	48392
Home games-Avg/Game	11-9648	5-8238
Neutral site-Avg/Game	-	3-2400

<b>Score by Periods</b>	<b>1st</b>	<b>2nd</b>	<b>Totals</b>
Virginia	587	632	1219
Opponents	557	640	1197



**2010-11 Virginia Basketball**  
**Virginia Season Box Score (as of Jan 22, 2011)**  
**Conference games**

<b>RECORD:</b>	<b>OVERALL</b>	<b>HOME</b>	<b>AWAY</b>	<b>NEUTRAL</b>
ALL GAMES	2-3	1-1	1-2	0-0
CONFERENCE	2-3	1-1	1-2	0-0
NON-CONFERENCE	0-0	0-0	0-0	0-0

##	Player	gp-gs	min	avg	Total		3-Point		F-Throw		Rebounds				pf	dq	a	to	blk	stl	pts	avg
					fg-fga	fg%	3fg-fga	3fg%	ft-fa	ft%	off	def	tot	avg								
23	Mike Scott	1-1	38	38.0	9-14	.643	1-1	1.000	2-3	.667	4	9	13	13.0	0	0	2	1	1	0	21	21.0
02	Mustapha Farrakhan	5-5	172	34.4	21-39	.538	7-16	.438	23-29	.793	2	18	20	4.0	11	1	18	7	2	4	72	14.4
12	Joe Harris	5-2	134	26.8	17-37	.459	12-25	.480	11-14	.786	6	16	22	4.4	15	1	5	9	2	2	57	11.4
24	KT Harrell	5-4	137	27.4	20-44	.455	8-14	.571	4-9	.444	2	9	11	2.2	6	0	7	5	1	2	52	10.4
05	Assane Sene	5-5	115	23.0	12-20	.600	0-0	.000	6-13	.462	14	19	33	6.6	16	0	0	7	11	2	30	6.0
01	Jontel Evans	5-5	142	28.4	12-40	.300	1-1	1.000	5-10	.500	2	12	14	2.8	15	0	18	8	0	6	30	6.0
13	Sammy Zeglinski	5-0	90	18.0	7-24	.292	5-14	.357	4-5	.800	2	8	10	2.0	5	0	9	3	0	5	23	4.6
25	Akil Mitchell	5-0	83	16.6	5-14	.357	1-3	.333	5-6	.833	5	6	11	2.2	12	1	1	5	0	1	16	3.2
22	Will Sherrill	4-3	61	15.3	5-15	.333	0-6	.000	1-1	1.000	0	3	3	0.8	7	0	0	4	0	2	11	2.8
32	Thomas Rogers	1-0	1	1.0	0-0	.000	0-0	.000	0-0	.000	0	0	0	0.0	0	0	0	0	0	0	0	0.0
04	Will Regan	3-0	17	5.7	0-3	.000	0-1	.000	0-0	.000	1	1	2	0.7	1	0	0	1	0	1	0	0.0
15	Billy Baron	3-0	10	3.3	0-2	.000	0-2	.000	0-0	.000	0	1	1	0.3	2	0	0	1	0	0	0	0.0
Team											6	7	13									
Total.....		5	1000		108-252	.429	35-83	.422	61-90	.678	44	109	153	30.6	90	3	60	51	17	25	312	62.4
Opponents.....		5	1000		116-269	.431	24-77	.312	70-91	.769	55	118	173	34.6	82	-	49	50	19	23	326	65.2

<b>Score by Periods</b>	<b>1st</b>	<b>2nd</b>	<b>Totals</b>
Virginia	175	137	312
Opponents	142	184	326

**2010-11 Virginia Basketball**  
**Virginia Season Box Score (as of Jan 22, 2011)**  
**All games**

<b>RECORD:</b>	<b>OVERALL</b>	<b>HOME</b>	<b>AWAY</b>	<b>NEUTRAL</b>
ALL GAMES	11-8	8-3	2-3	1-2
CONFERENCE	2-3	1-1	1-2	0-0
NON-CONFERENCE	9-5	7-2	1-1	1-2

##	Player	gp-gs	min	avg	Total			3-Point		F-Throw		Rebounds				pf	dq	a	to	blk	stl	pts	avg
					fg-fga	fg%	3fg-fga	3fg%	ft-fa	ft%	off	def	tot	avg									
23	Mike Scott	10-9	337	33.7	53-110	.482	1-1	1.000	52-59	.881	38	64	102	10.2	16	0	16	24	7	3	159	15.9	
02	Mustapha Farrakhan	19-15	563	29.6	76-167	.455	32-81	.395	63-77	.818	6	44	50	2.6	29	1	39	32	7	14	247	13.0	
24	KT Harrell	19-13	477	25.1	72-152	.474	21-46	.457	35-56	.625	18	31	49	2.6	35	0	18	19	1	4	200	10.5	
12	Joe Harris	19-13	495	26.1	67-147	.456	37-86	.430	25-33	.758	21	48	69	3.6	46	1	19	32	7	12	196	10.3	
01	Jontel Evans	19-18	531	27.9	40-106	.377	2-6	.333	24-42	.571	9	38	47	2.5	45	0	73	39	2	28	106	5.6	
13	Sammy Zeglinski	12-1	227	18.9	20-67	.299	14-47	.298	7-11	.636	4	26	30	2.5	12	0	21	11	0	14	61	5.1	
22	Will Sherrill	14-10	267	19.1	26-58	.448	14-33	.424	1-1	1.000	9	32	41	2.9	26	0	8	11	2	10	67	4.8	
05	Assane Sene	19-15	349	18.4	23-50	.460	0-0	.000	20-33	.606	34	52	86	4.5	52	0	1	16	22	5	66	3.5	
15	Billy Baron	16-0	181	11.3	15-47	.319	12-37	.324	9-13	.692	0	12	12	0.8	11	0	13	7	0	6	51	3.2	
25	Akil Mitchell	17-1	245	14.4	17-47	.362	1-5	.200	8-15	.533	15	38	53	3.1	32	1	12	12	2	8	43	2.5	
04	Will Regan	16-0	121	7.6	10-25	.400	1-4	.250	2-5	.400	8	10	18	1.1	8	0	0	5	5	2	23	1.4	
32	Thomas Rogers	5-0	7	1.4	0-2	.000	0-2	.000	0-0	.000	0	0	0	0.0	0	0	0	0	0	0	0	0.0	
Team											19	29	48				2						
Total.....		19	3800		419-978	.428	135-348	.388	246-345	.713	181	424	605	31.8	312	3	220	210	55	106	1219	64.2	
Opponents.....		19	3800		437-991	.441	127-340	.374	196-290	.676	181	438	619	32.6	317	-	199	227	60	95	1197	63.0	

<b>Score by Periods</b>	<b>1st</b>	<b>2nd</b>	<b>Totals</b>
Virginia	587	632	1219
Opponents	557	640	1197