

# 2010-11 VIRGINIA MEN'S BASKETBALL GAME NOTES

**GAMES**

**#4-6**



**VIRGINIA CAVALIERS (2-1, 0-0 ACC)**

**AT EA SPORTS MAUI INVITATIONAL**



**NOVEMBER 22-24, 2010 • LAHAINA CIVIC CENTER • MAUI**

**THIS WEEK**

- UVa travels to Hawaii for the 2010 EA SPORTS Maui Invitational
- It is the Cavaliers' fourth appearance in the tournament
- The tournament is part of a span of six straight games away from home for UVa
- Virginia opens the tournament against Washington, its second consecutive Pac-10 opponent and the second of three Pac-10 teams on UVa's 2010-11 schedule

**TOURNAMENT HISTORY**

- Virginia makes its fourth appearance in the Maui Invitational
- The Cavaliers are 5-3 all-time in the event
- The Cavaliers were the runner-up in 1996 and 2002, the last two times they were in the tournament

**ALOHA CAVALIERS**

- This season marks the ninth time the Cavaliers have traveled to Hawaii to play
- Virginia is 12-7 on the islands during its previous eight trips
- The Cavaliers have played games on Maui, Oahu and the big island of Hawaii

**AGAINST THE FIELD**

- Virginia has played six of the other seven teams in Maui previously
- The Cavaliers are 1-0 against first round opponent Washington, winning 65-61 in 1983-84 (at the Cabrillo Classic in San Diego)
- UVa is 4-1 vs. Chaminade, 2-6 vs. UConn, 3-6 vs. Kentucky, 0-3 vs. Michigan State, and 1-1 vs. Oklahoma
- The Cavaliers have never played Wichita State

**LAST TIME OUT**

- Virginia suffered its first loss of the season on Thursday, 81-60, at Stanford
- Mustapha Farrakhan led the Cavaliers with 14 points
- Joe Harris made his first career start and scored 12 points
- Jontel Evans scored a career-high 11 points

**SHARP-SHOOTING 'HOOS**

- Virginia shot 50% or better from the field in the first two games this season (50% vs. William & Mary, 53.2% vs. USC Upstate)
- It is the first time the Cavaliers have shot at least 50% from the field in consecutive games since 2004-05 (57.1% vs. Clemson, 50.9% at Virginia Tech)

**POSSIBLE STARTING LINEUP**

<b>G</b>	<b>1</b>	<b>Jontel Evans</b>	<b>So.</b>	<b>9.0 ppg</b>	<b>3.0 rbg</b>	<b>4.3 apg</b>
• Career-high 11 points at Stanford						
<b>G</b>	<b>2</b>	<b>Mustapha Farrakhan</b>	<b>Sr.</b>	<b>11.7 ppg</b>	<b>2.0 rbg</b>	<b>1.7 apg</b>
• Scored in double figures in all three games this season						
<b>C</b>	<b>5</b>	<b>Assane Sene</b>	<b>Jr.</b>	<b>1.3 ppg</b>	<b>1.3 rbg</b>	<b>0.0 bpg</b>
• 19 blocks last season						
<b>G</b>	<b>12</b>	<b>Joe Harris</b>	<b>Fr.</b>	<b>7.3 ppg</b>	<b>2.3 rpg</b>	<b>1.3 apg</b>
• 12 points at Stanford in first career start						
<b>F</b>	<b>23</b>	<b>Mike Scott</b>	<b>Sr.</b>	<b>15.0 ppg</b>	<b>9.0 rbg</b>	<b>1.3 apg</b>
• 19th career double-double came vs. USC Upstate (19 pts, 12 rebs)						

**2010-11 SCHEDULE/RESULTS**

<b>Nov. 6</b>	<b>ROANOKE COLLEGE (ex)</b>		<b>W 82-50</b>
<b>Nov. 12</b>	<b>WILLIAM &amp; MARY</b>		<b>W 76-52</b>
<b>Nov. 15</b>	<b>USC UPSTATE</b>		<b>W 74-54</b>
Nov. 18	at Stanford	[FSN]	L 60-81
Nov. 22	vs. Washington <sup>1</sup>	[ESPN2]	11:59 pm
Nov. 23	vs. UK/Okla <sup>1</sup>	[tbd]	TBD
Nov. 24	vs. TBD <sup>1</sup>	[tbd]	TBD
Nov. 29	at Minnesota <sup>2</sup>	[ESPN2]	7:00 pm
Dec. 5	at Virginia Tech*	[FSN]	6:00 pm
<b>Dec. 7</b>	<b>RADFORD</b>		<b>7:00 pm</b>
<b>Dec. 17</b>	<b>OREGON</b>	[CSN]	<b>8:00 pm</b>
<b>Dec. 20</b>	<b>NORFOLK STATE</b>		<b>7:00 pm</b>
<b>Dec. 22</b>	<b>SEATTLE</b>		<b>7:00 pm</b>
<b>Dec. 30</b>	<b>IOWA STATE</b>	[CSN]	<b>8:00 pm</b>
<b>Jan. 2</b>	<b>LSU</b>	[FSN]	<b>5:30 pm</b>
<b>Jan. 4</b>	<b>HOWARD</b>		<b>7:00 pm</b>
<b>Jan. 8</b>	<b>NORTH CAROLINA*</b>	[ACC]	<b>12:00 pm</b>
Jan. 15	at Duke*	[ESPN]	2:00 pm
Jan. 19	at Boston College*		7:00 pm
<b>Jan. 22</b>	<b>GEORGIA TECH*</b>	[ACC]	<b>12:00 pm</b>
<b>Jan. 27</b>	<b>MARYLAND*</b>	[CSN]	<b>7:00 pm</b>
Jan. 29	at Wake Forest*	[ACC]	4:00 pm
<b>Feb. 2</b>	<b>CLEMSON*</b>	[ESPNU]	<b>9:00 pm</b>
Feb. 5	at Miami*		2:00 pm
Feb. 12	at Florida State*	[RSN]	3:00 pm
<b>Feb. 16</b>	<b>DUKE*</b>	[ESPN or ESPN2]	<b>7:00 pm</b>
<b>Feb. 19</b>	<b>VIRGINIA TECH*</b>	[ACC <sup>split</sup> ]	<b>1:00 pm</b>
Feb. 23	at Georgia Tech*	[ESPNU]	7:00 pm
<b>Feb. 26</b>	<b>BOSTON COLLEGE*</b>	[RSN]	<b>12:00 pm</b>
<b>Mar. 1</b>	<b>NC STATE*</b>	[RSN]	<b>7:00 pm</b>
Mar. 5	at Maryland*	[ACC]	2:00 pm
Mar. 10-13	at ACC Tournament (Greensboro, N.C.)		

<sup>1</sup> EA Sports Maui Invitational (Lahaina, Maui, Hawaii)

<sup>2</sup> ACC/Big Ten Challenge

\* ACC game

[ACC] - ACC Network (formerly Raycom), [RSN] - Regional Sports Networks

[CSN] - Comcast SportsNet Mid-Atlantic

Virginia Athletics Media Relations • 154 John Paul Jones Arena, PO Box 400853, Charlottesville, VA 22904 • Office: (434) 982-5500 • Fax: (434) 982-5525

**Rich Murray** (Primary Men's Basketball Contact)  
**Steve Kirkland** (Secondary Men's Basketball Contact)

Office: (434) 982-5530  
 Office: (434) 982-5535

Cell: (434) 981-4942  
 Cell: (434) 825-5241

Email: rmurray@virginia.edu  
 Email: skirkland@virginia.edu

# 2010-11 VIRGINIA MEN'S BASKETBALL GAME NOTES

## RANKINGS (11/15)

### ASSOCIATED PRESS

1. Duke	1-0
2. Michigan State	1-0
3. Kansas State	1-0
4. Ohio State	1-0
5. Pittsburgh	3-0
6. Villanova	1-0
7. Kansas	1-0
8. North Carolina	1-0
9. Florida	1-0
10. Syracuse	2-0
11. Gonzaga	2-0
12. Kentucky	1-0
13. Illinois	3-0
14. Purdue	1-0
15. Missouri	0-0
16. Butler	1-0
17. Baylor	1-0
Washington	1-0
19. Memphis	1-0
20. Georgetown	1-0
21. Temple	2-0
22. Virginia Tech	1-0
23. BYU	1-0
23. Tennessee	1-0
25. San Diego State	1-0

Others receiving votes:

Texas, Wisconsin, West Virginia, Georgia, **Minnesota**, Florida State, UNLV, **Wichita State**, Richmond, Vanderbilt, **NC State**, **Connecticut**, Colorado, Arizona, Mississippi State, Murray State, UCLA, Xavier, Utah State, Ohio, **Maryland**, Portland, New Mexico, Appalachian State.

### ESPN/USA TODAY

1. Duke	1-0
2. Michigan State	1-0
3. Kansas State	1-0
4. Pittsburgh	3-0
5. Ohio State	1-0
6. Kansas	1-0
7. Villanova	1-0
8. North Carolina	1-0
9. Purdue	1-0
10. Florida	1-0
11. Syracuse	2-0
12. Gonzaga	2-0
13. Kentucky	1-0
14. Missouri	0-0
15. Washington	1-0
16. Illinois	3-0
17. Baylor	1-0
18. Butler	1-0
19. Memphis	1-0
20. Temple	2-0
21. Georgetown	1-0
22. Texas	2-0
23. Tennessee	1-0
24. Virginia Tech	1-0
25. Wisconsin	1-0

Others receiving votes:

San Diego State, BYU, **Minnesota**, Florida State, UCLA, UNLV, West Virginia, **Wichita State**, Xavier, Vanderbilt, Mississippi State, Texas A&M, Richmond, New Mexico, Utah State, Georgia, Marquette, Saint Mary's, **NC State**, Northwestern, **Maryland**, Murray State, Dayton, Arizona.

• 2010-11 Opponents

• Potential 2010 Maui Invitational Opponent

### HOOS ON THE ROAD

- Tonight's game begins a stretch of six games away from home for the Cavaliers
- It is the first time since 1991-92 that UVa has played six straight regular season games away from home
- The six games are in four different time zones (Pacific, Hawaii, Central, Eastern)
- The road trip will total 11,505 miles

Charlottesville-Stanford	2,368
Stanford-Lahaina	2,356
Lahaina-Charlottesville	4,721
Charlottesville-Minneapolis	910
Minneapolis-Charlottesville	910
Charlottesville-Blacksburg	120
Blacksburg-Charlottesville	120
<b>ROADTRIP TOTAL</b>	<b>11,505</b>

### 70 IS A MAGIC NUMBER

- Under Tony Bennett, Virginia is 13-1 when scoring at least 70 points
- The Cavaliers are 4-16 over the past two seasons when scoring under 70 points

### THEY CALL THEM FREE THROWS FOR A REASON

- Virginia went 11-11 from the free throw line at Stanford on Nov. 18
- It was the Cavaliers' first perfect game from the line since Feb. 28, 2009 vs. Wake (8-8)
- Through three games, the Cavaliers are shooting 80.9% (38-47) from the line
- As of Thursday's games (11/18), Virginia was one of just 24 teams nationally shooting over 80.0% from the line as a team

### LONG RANGE FIRING

- Virginia shot over 50% (52.2%, 12-23) from 3-point range against William & Mary
- It was UVa's first game over 50% from behind the arc since going 7-12 last season against Texas-Pan American
- 12 3-pointers were the most UVa has made since making 13 vs. Liberty in 2008-09
- Against W&M, Billy Baron had the highest Cavalier three-point shooting percentage in a game (83.3 percent, 5-6) since Mamadi Diane (83.3 percent, 5-6) against Arizona on November 12, 2006 (minimum of five attempts)
- The Cavaliers have made 26 3-pointers this season through three games (last year, UVa didn't make its 26th 3-pointer of the season until the sixth game of the season)

### FIRST-YEARS SHINE IN DEBUT

- The Cavalier first-years made an impact in their collegiate debut against William & Mary
- Billy Baron, KT Harrell, Will Regan, Joe Harris, Akil Mitchell and Thomas Rogers combined for 37 points and 10 rebounds against the Tribe
- It was the most points scored by Cavalier first-years in a season opener since 2003-04 when the Cavalier freshmen combined for 40 points against Mt. St. Mary's (Gary Forbes-21, Donte Minter-12, J.R. Reynolds-7)
- Baron (19 pts) and Harrell (13) were the first Virginia freshman duo to score in double figures in an opener since 2005-06 (Mamadi Diane 17, Lars Mikalauskas 14 vs. Liberty)

### TAKING CARE OF THE BALL

- Virginia had just eight turnovers against William & Mary, the 16th time in 34 games under Tony Bennett that UVa has had 10 or fewer turnovers
- Last season the Cavaliers ranked first in the ACC and 13th nationally in fewest turnovers per game at 10.7

### CAVALIERS 11TH IN ACC PRESEASON POLL

- Virginia was selected 11th in the preseason poll at ACC Operation Basketball
- Reigning NCAA Champion Duke was the preseason favorite, followed by Virginia Tech, North Carolina, NC State, Florida State, Maryland, Clemson, Miami, Georgia Tech, Boston College, Virginia and Wake Forest

### 'HOOS BACK

- Six players return from last season's team that went 15-16 (5-11 ACC)
- Mike Scott is UVa's leading returning scorer (12.0 ppg) and rebounder (7.2 rbg)
- Sammy Zeglinski, UVa's leader in assists (80), steals (38) and 3-point field goals (61) also returns
- All six returning players averaged over 12.0 minutes per game last season

# 2010-11 VIRGINIA MEN'S BASKETBALL GAME NOTES

## YOUNG CAVALIERS

- Seven of Virginia's 13 players are first years
- The seven true freshmen are a program record, breaking the previous high of six in 1989-90 (Blair Ford, Chris Havlicek, Ted Jeffries, Terry Kirby, Doug Smith, Shawn Wilson) and 2004-05 (T.J. Bannister, Jason Cain, Gary Forbes, Donte Minter, Vince Redd and J.R. Reynolds)

## ZEGLINSKI OUT

- Sammy Zeglinski had an operation on Oct. 19 involving cartilage work on his left knee
- He is expected to be out approximately eight weeks

## JOHNSON TO REDSHIRT

- Freshman forward James Johnson is expected to redshirt this season
- Virginia head coach Tony Bennett indicated that after Virginia's game with William & Mary on Nov. 12

## SCOTT DOUBLING IT UP

- Mike Scott has 19 career double-doubles (ranks 12th in UVa history)
- He had his first double-double of the season against USC Upstate (19 pts, 12 rebs)

## CHALLENGING SCHEDULE

- Virginia will play at least 11 games against teams that participated in the 2010 NCAA Tournament
- UVa will play at least five games against teams that participated in the 2010 National Invitation Tournament

## AT JOHN PAUL JONES ARENA

- Virginia is 51-22 all-time at John Paul Jones Arena
- The Cavaliers were 11-6 at JPJA last season

## TRI-CAPTAINS NAMED

- Mustapha Farrakhan, Mike Scott and Will Sherrill are the tri-captains for the 2010-11 season
- The three players make up this year's senior class

## McKAY TO PARTICIPATE IN "SHOTS FROM THE HEART"

- Associate Head Coach Ritchie McKay is participating in "Shots from the Heart", a project designed to raise awareness for the growing problem of heart disease
- College basketball coaches will compete against one another in a free throw shooting tournament, which will benefit the American Heart Association
- The event will also pay tribute to the late Skip Prosser who passed away on July 26, 2007 of a heart attack
- McKay's first round matchup in the assistant coaches division is against Charles Baker of Campbell

## THREE SIGN WITH VIRGINIA

- UVa signed three players to National Letters of Intent for the 2011 recruiting class
- The three players are 6-8 forward Darion Atkins of Clinton, Md.; 6-5 guard Malcolm Brogdon of Norcross, Ga.; and 6-7 wing Paul Jespersion of Merrill, Wisc.

## UP NEXT

- After the Maui Invitational, the Cavaliers will return home before continuing their road trip when they visit Minnesota on Nov. 29 as part of the ACC/Big Ten Challenge
- It is the second time in three seasons that the Cavaliers have traveled to Minnesota as part of the challenge
- Game time is 7 p.m. ET and the game will be televised by ESPN2

## DOUBLE TIME

### DOUBLE-DOUBLES

	2010-11	Career
Mike Scott	1	19

### DOUBLE-FIGURE SCORING GAMES

	2010-11	Career
Mike Scott	2	44
Sammy Zeglinski	–	26
Mustapha Farrakhan	3	17
Billy Baron	2	2
Jontel Evans	2	2
KT Harrell	1	1
Joe Harris	1	1
Will Sherrill	–	1

### 20-POINT SCORING GAMES

	2010-11	Career
Mike Scott	–	4
Sammy Zeglinski	–	2

### DOUBLE-FIGURE REBOUNDING GAMES

	2010-11	Career
Mike Scott	1	23
Assane Sene	–	5

## ON THE LINE

### CONSECUTIVE MADE FREE THROWS

	Current	Season High	Career High
Scott	13	13	14
Zeglinski	8	–	16
Farrakhan	6	6	19
Sene	2	–	5
Baron	1	7	7
Harris	1	1	1
Evans	3	3	4
Sherrill	–	–	4
Harrell	–	1	1
Mitchell	–	1	1

### VIRGINIA'S CONSECUTIVE FREE THROW STREAKS OF 10 OR MORE THIS SEASON

13\* Mike Scott 11/12-11/18

\* active

### AND ONES\*

	2010-11	Career
Scott	2	10
Evans	2	2
Harrell	1	1
Harris	1	1
Farrakhan	–	5
Zeglinski	–	3 (1)

(#) - number of four-point plays

\* Times making a basket when fouled and making the ensuing free throw too

# 2010-11 VIRGINIA MEN'S BASKETBALL GAME NOTES

## 2010-11 VIRGINIA CAVALIERS

No.	Player	Pos.	Yr.	Ht.	Hometown	PPG	RBG	Other	Minutes
1	Jontel Evans <i>• Career-high 11 points at Stanford</i>	G	So.	5-11	Hampton, Va.	9.0	3.0	4.3 apg	32.7
2	Mustapha Farrakhan ( <i>Moo-sta-fa Fair-uh-con</i> ) <i>• Scored in double figures in each of the first three games of the season</i>	G	Sr.	6-4	Harvey, Ill.	11.7	2.0	1.7 apg	27.3
4	Will Regan ( <i>Ree-gan</i> ) <i>• 2010 New York State Class A Player of the Year</i>	F	Fr.	6-8	Williamsville, N.Y.	2.5	0.5	0.5 blk	6.0
5	Assane Sene ( <i>Uh-Sahn Sen</i> ) <i>• 19 blocks last season</i>	C	Jr.	7-0	Saint-Louis, Senegal	1.3	1.3	--	12.7
12	Joe Harris <i>• Scored 12 points at Stanford in first career start</i>	G	Fr.	6-6	Chelan, Wash.	7.3	2.3	1.3 apg	20.0
13	Sammy Zeglinski ( <i>Zuh-glin-ski</i> ) <i>• Out approximately eight weeks due to a knee operation on Oct. 19</i>	G	Jr.	6-1	Philadelphia, Pa.	--	--	--	--
15	Billy Baron <i>• Scored 19 points vs. William &amp; Mary in collegiate debut</i>	G	Fr.	6-2	E. Greenwich, R.I.	11.7	1.3	2.7 apg	23.0
22	Will Sherrill <i>• Former walk-on has earned a scholarship for 2010-11</i>	F	Sr.	6-9	New York, N.Y.	4.3	4.0	0.7 apg	19.7
23	Mike Scott <i>• 19th career double-double came vs. USC Upstate (19 pts, 12 rebs)</i>	F	Sr.	6-8	Chesapeake, Va.	15.0	9.0	1.3 apg	32.7
24	KT Harrell <i>• 2009-10 Gatorade Alabama Player of the Year</i>	G	Fr.	6-4	Montgomery, Ala.	7.0	2.3	1.3 apg	19.7
25	Akil Mitchell ( <i>Ah-keel</i> ) <i>• 2010 North Carolina Independent School Athletic Association All-State</i>	F	Fr.	6-8	Charlotte, N.C.	1.0	3.0	0.3 apg	8.3
32	Thomas Rogers <i>• Joined the program as a walk-on</i>	G	Fr.	6-6	Farmville, Va.	0.0	0.0	--	0.0
34	James Johnson <i>• Top 100 recruit by Scout.com and ESPNU, plans to redshirt this season</i>	F	Fr.	6-9	Wildomar, Calif.	--	--	--	--

## HEAD COACH TONY BENNETT

### SECOND SEASON AT VIRGINIA

Alma Mater: Wisc.-Green Bay '92  
Hometown: Green Bay, Wisc.



### CAREER RECORD

at Virginia	17-17	2 seasons
at Washington State	69-33	3 seasons
CAREER	86-50	5 seasons

### VS. RANKED OPPONENTS (AP)

at Virginia	3-3
at Washington State	11-13
CAREER	14-16

### AT VIRGINIA

- First coach in UVa history to win his first three ACC games

### AT WASHINGTON STATE

- 2007 National Coach of the Year
- Led the Cougars to the 2007 and 2008 NCAA Tournaments
- 2008 NCAA Sweet Sixteen
- Led WSU to the highest ranking in school history (No. 4)

### PLAYING CAREER

- Played for his father, Dick Bennett, at UWGB
- Two-time Mid-Continent Conference Player of the Year
- Finished career as the all-time leading scorer in conference history with 2,285 points
- Still the NCAA career 3-point percentage leader at 49.7 percent
- 1992 Frances Pomeroy Naismith Award (best senior player under six-feet tall)
- 1992 GTE Academic All-American of the Year
- Played three seasons in the NBA with Charlotte Hornets (1992-95)

# 2010-11 VIRGINIA MEN'S BASKETBALL GAME NOTES

## THE LAST TIME ...

### VIRGINIA INDIVIDUALS

- **Scored 30 points:** Sylvan Landesberg (32) vs. Boston College (2/4/09)
- **Scored 40 points:** Sean Singletary (41) at Miami (3/1/08)
- **Two players with 20 points:** Mike Scott (22) and Sylvan Landesberg (20) vs. UT-Pan American (1/5/10)
- **Three players with 20 points:** Chris Williams (27), Roger Mason, Jr. (22) and Donald Hand (20) vs. Duke (1/5/00)
- **Four players with 20 points:** Chris Williams (23), Donald Hand (22), Adam Hall (21), and Travis Watson (20) vs. Georgetown (3/15/00)
- **A player with back-to-back 25-point games:** Sylvan Landesberg, 26 at Georgia Tech (12/28/08), 25 vs. Xavier (1/3/09)
- **One player scored in double figures:** Jerome Meynsse (21) vs. Duke (2/28/10)
- **Five players scored in double figures:** Sammy Zeglinski (21), Jeff Jones (14), Jerome Meynsse (12), Mike Scott (11), Mustapha Farrakhan (10), vs. Boston College (3/11/10)
- **Six players scored in double figures:** Sean Singletary (27), Adrian Joseph (13), Jamil Tucker (13), Mamadi Diane (12), Calvin Baker (11), Laurynas Mikalauskas (11), vs. Maryland (3/9/08)
- **Seven players scored in double figures:** Cornel Parker (20), Junior Burrough (15), Ted Jeffries (14), Cory Alexander (13), Jason Williford (12), Yuri Barnes (11) and Doug Smith (11) vs. Clemson (1/13/93)
- **Had 15 rebounds:** Mike Scott (15) vs. Hampton (12/23/08)
- **Had 20 rebounds:** Travis Watson (20) vs. Wofford (1/2/03)
- **Had 25 rebounds:** Bob Mortell (25) vs. Washington & Lee (2/27/60)
- **Two players with 10 rebounds:** Sylvan Landesberg (11) and Mike Scott (10) at Maryland (1/20/09)
- **Three players with 10 rebounds:** Yuri Barnes (13), Jason Williford (12) and Junior Burrough (11) vs. Rice (12/4/93)
- **Double-Double:** Mike Scott (19 pts, 12 rebs) vs. USC Upstate (11/15/10)
- **Two players had a double-double:** Adrian Joseph (23 pts, 11 rebs) and Mike Scott (10 pts, 13 rebs) at Penn (11/23/07)
- **Three players had a double-double:** Jason Williford (10 pts, 15 rebs), Ted Jeffries (23 pts, 10 rebs), and Cornel Parker (11 pts, 11 rebs) at William & Mary (1/25/93)
- **Double-Double with points and assists:** Sean Singletary (22 pts, 10 assts) vs. Old Dominion (3/24/08)
- **Triple-Double:** Ralph Sampson (15 pts, 22 rebs, 10 blks) vs. Old Dominion (12/29/79)
- **Four Double-Doubles in a row:** Travis Watson (29 pts, 12 rebs) at NC State (2/6/02), (20 pts, 10 rebs) vs. Clemson (2/10/02), (17 pts, 10 rebs) vs. UNC (2/12/02), (13 pts, 12 rebs) at Wake (2/17/02)
- **20 points and 20 rebounds:** Travis Watson (21 pts, 20 rebs) vs. Wofford (1/2/03)
- **10 assists:** Sean Singletary (10) vs. Old Dominion (3/24/08)
- **5 Blocked Shots:** Assane Sene (5) vs. Hampton (12/23/09)
- **5 Steals:** Sammy Zeglinski (5) vs. Florida State (1/24/09)
- **Led UVA in Points, Rebounds and Assists:** Sylvan Landesberg (22 pts, 6 rebs, 5 assts) vs. Georgia Tech (1/13/10)
- **Hit a last second shot to win a game:** Sean Singletary vs. Duke (2/1/07) [jumper with one second in OT]; J.R. Reynolds vs. Loyola Marymount (12/23/04) [layup with 1.5 seconds in regulation]
- **Played every minute:** Sylvan Landesberg (45) vs. Clemson (2/15/09)
- **Played 40 or more minutes:** Sammy Zeglinski (40) and Mike Scott (40) vs. Virginia Tech (1/28/10)

### VIRGINIA TEAM

- **Won in Overtime:** vs. Clemson, 85-81 (2/15/09)
- **Lost in Overtime:** vs. Wake Forest, 61-64 (2/6/10)
- **Played Two Overtimes:** vs. Maryland, L 89-92 (2/19/05)
- **Played Three Overtimes:** vs. Georgetown, L 111-115 (3/15/00)
- **Shot 70 percent for a Half:** 72.2% (13-18) vs. Wake Forest 2nd Half (2/24/96)
- **Shot 60 percent in a Game:** 60.0% (30-50) vs. Longwood (11/13/09)
- **Shot less than 30 percent in a Game:** 27.9% (17-61) vs. North Carolina (3/10/06)
- **Shot 90 percent from the free throw line:** 100.0% (11-1) at Stanford (11/18/10)
- **Shot 50 percent from 3-point line:** 52.2% (12-23) vs. William & Mary (11/12/10)
- **Shot less than 30 percent in a half:** 29.6% (8-27) in 2nd Half at Stanford (11/18/10)
- **Shot less than 20 percent in a half:** 13.6% (3-22) in 1st Half vs. Florida State (1/24/09)
- **Shot 55 percent or better and lost:** 56.9% (29-51) vs. Duke (3/14/03)
- **Attempted 50 FTs:** 52 (made 34) vs. Howard (12/12/94)
- **Made 30 FTs:** 31 (36 att.) vs. Tennessee (3/18/07)
- **Made 10 3-pt FGs:** 12 vs. William & Mary (11/12/10)
- **Failed to make a 3-pt FG:** at Georgia Tech (12/4/05)
- **Had 50 rebounds:** 50 vs. North Carolina (1/15/09)
- **Had 25 assists:** 27 vs. Howard (11/21/01)
- **Had 15 steals:** 16 vs. NC State (2/24/08)
- **Had 10 blocks:** 10 at Virginia Tech (1/10/09)
- **Scored 50 pts in a half:** 50 vs. Liberty, 2nd half (11/25/08)
- **Scored 60 pts in a half:** 60 vs. Gonzaga, 1st half (1/3/07)
- **Scored 70 pts in a half:** 70 vs. Coastal Carolina, 2nd half (11/20/00)
- **Scored 100 pts (ACC):** 103 vs. Maryland (1/16/07)
- **Scored 100 pts (non-conf):** 107 vs. VMI (1/16/08)
- **Scored under 20 pts in 1st half:** 15 at Wake (1/23/10)
- **Scored under 20 pts in 2nd half:** 19 vs. Duke (3/12/10)
- **Scored under 50 pts in a game:** 46 vs. Duke (3/12/10)

### OPPONENT INDIVIDUALS

- **Scored 30 points:** Greivis Vasquez (30), Maryland (2/15/10)
- **Scored 35 points:** J.J. Redick (40), Duke (1/28/06)
- **Scored 40 points:** J.J. Redick (40), Duke (1/28/06)
- **Scored 50 points:** Len Chappell (50), Wake (2/12/62)
- **Two players with 20 points:** Kyle Singler (21) and Jon Scheyer (20), Duke (2/28/10)
- **Three players with 20 points:** Seth Curry (26), Kyle Ohman (26), Anthony Smith (21), Liberty (11/25/08)
- **Two players with 30 points:** Trevor Powell (31) and Tony Smith (31), Marquette (2/3/90)
- **Five players scored in double figures:** Jeremy Green (21), Anthony Brown (13), Aaron Bright (12), Andrew Zimmerman (12), Dwight Powell (10), Stanford (11/18/10)
- **Six players scored in double figures:** Chris Paul (21), Justin Gray (17), Eric Williams (15), Jamaal Levy (12), Taron Downey (11) and Vytas Danelius (10), Wake Forest (1/2/05)
- **Seven players scored in double figures:** Stanley Burrell (15), Drew Lavender (13), C.J. Anderson (12), B.J. Raymond (12), Josh Duncan (11), Charles Bronson (11), and Jason Love (10), at Xavier (1/3/08)
- **Double-Double:** Kyle Singler (18 pts, 11 rebs), vs. Duke (3/12/10)
- **Double-Double with points and assists:** Eric Hayes (10 pts, 11 assts), at Maryland (1/20/09)

- **Two players had a double-double:** Donte Green (20 pts, 10 rebs) and Paul Harris (10 pts, 14 rebs), Syracuse (12/5/07)
- **Had 15 rebounds:** Trevor Booker (15), at Clemson (3/3/09)
- **Had 20 rebounds:** Tim Duncan (23), Wake (2/22/97)
- **Had 10 assists:** Eric Hayes (11), at Maryland (1/20/09)
- **5 Blocked Shots:** Michael Freeman (5), Hampton (12/23/08)
- **5 Steals:** Jon Scheyer (5), Duke (2/28/10)
- **Hit a last second shot to win a game:** Deron Washington of Virginia Tech (1/16/08) [0.0 seconds in overtime]


### OPPONENT TEAM

- **Shot less than 30 percent in a Game:** 27.1% (13-48) NJIT (12/21/09)
- **Shot less than 30 percent in a Game (ACC):** 29.0% (20-69), Wake Forest (2/24/96)
- **Shot 60 percent in a Game:** 63.8% (37-58), at Xavier (1/3/08)
- **Shot 55 percent or better and lost:** 55.3% (26-47), Cleveland State (11/25/09)
- **Scored 100 pts:** 108, at Xavier (1/3/08)
- **Scored 60 pts in a half:** 60, at Miami, 2nd half (3/1/08)
- **Scored under 20 pts in 1st half:** 19, NJIT (12/21/09)
- **Scored under 20 pts in 2nd half:** 19, NC State (2/3/10)
- **Scored under 50 pts in a game:** 47, NC State (2/3/10)
- **Had 25 assists:** 27, at Xavier (1/3/08)
- **Had 15 steals:** 15, VMI (11/16/08)
- **Had 10 blocks:** 10 vs. North Carolina (1/15/09)
- **Failed to make a 3-pt FG:** vs. Arizona State (11/27/99)



# JONTELEEVANS

#1



Sophomore • Guard • 5-11 • 190 • Hampton, Va. • Bethel

## 2010-11 SEASON:

- Scored a career-high 11 points at Stanford, playing a career-high 37 minutes
- Had 10 points vs. USC Upstate
- Had six points and a career-high seven assists vs. William & Mary
- Had seven points and six rebounds in the exhibition vs. Roanoke College

## SINGLE GAME BESTS

### POINTS

Season: 11 at Stanford (11/18/10)  
 Career: 11 at Stanford (11/18/10)  
 ACC: 6 at Maryland (2/15/10)

### REBOUNDS

Season: 4 vs. USC Upstate (11/15/10)  
 Career: 7 vs. Miami (1/16/10)  
 ACC: 7 vs. Miami (1/16/10)

### FG MADE

Season: 4 vs. Upstate (11/15/10), at Stan (11/18/10)  
 Career: 4 vs. Upstate (11/15/10), at Stan (11/18/10)  
 ACC: 3 at Maryland (2/15/10)

### FG ATTEMPTS

Season: 9 at Stanford (11/18/10)  
 Career: 9 at Stanford (11/18/10)  
 ACC: 6 vs. WF (2/6/10), at Md. (2/15/10)

### 3 PT FG MADE

Season: --  
 Career: 1 vs. UAB (12/30/09), vs. UTPA (1/5/10)  
 ACC: --

### 3 PT FG ATTEMPTS

Season: --  
 Career: 2 on three occasions  
 ACC: 2 vs. GT (1/13/10), at Wake (1/23/10)

### FT MADE

Season: 3 at Stanford (11/18/10)  
 Career: 3 vs. Duke (2/28/10), at Stan (11/18/10)  
 ACC: 3 vs. Duke (2/28/10)

### FT ATTEMPTS

Season: 4 vs. USC Upstate (11/15/10)  
 Career: 4 vs. Duke (2/28/10), Upstate (11/15/10)  
 ACC: 4 vs. Duke (2/28/10)

### ASSISTS

Season: 7 vs. W&M (11/12/10)  
 Career: 7 vs. W&M (11/12/10)  
 ACC: 6 at North Carolina (1/31/10)

### TURNOVERS

Season: 3 at Stanford (11/18/10)  
 Career: 4 at USF (11/16/09), at UNC (1/31/10)  
 ACC: 4 at North Carolina (1/31/10)

### BLOCKS

Season: --  
 Career: 1 vs. Duke (2/28/10)  
 ACC: 1 vs. Duke (2/28/10)

### STEALS

Season: 2 at Stanford (11/18/10)  
 Career: 3 on four occasions  
 ACC: 3 at Clemson (2/20/10), vs. Duke (2/28/10)

### MINUTES

Season: 37 at Stanford (11/18/10)  
 Career: 37 at Stanford (11/18/10)  
 ACC: 31 at North Carolina (1/31/10)

## 2010-11 GAME-BY-GAME:


Opponent	GP-GS	FG-FGA	3FG-3FGA	FT-FTA	Off-Def	Total	A	TO	Blk	Stl	PF	Min	Pts
W&M	1-1	3-4	0-0	0-0	0-2	2	7	1	0	1	0	31	6
USC Upstate	2-2	4-7	0-0	2-4	2-2	4	1	0	0	1	1	30	10
at Stanford	3-3	4-9	0-0	3-3	1-2	3	5	3	0	2	1	37	11

## CAREER STATISTICS

Year	G-GS	Min-Avg.	FG-FGA	Pct.	3FG-3FGA	Pct.	FT-FTA	Pct.	Off-Def.	Reb-Avg.	PF-DQ	Ast	TO	Blk	Stl	Pts-Avg
2009-10	31-11	512-16.5	31-84	.369	2-12	.167	9-16	.563	6-40	46-1.5	55-1	60	27	1	34	73-2.4
ACC	16-10	287-17.9	14-53	.264	0-7	.000	6-12	.500	5-18	23-1.4	34-1	31	13	1	19	34-2.1
2010-11	3-3	98-32.7	11-20	.550	0-0	.000	5-7	.714	3-6	9-3.0	2-0	13	4	0	4	27-9.0
ACC	--	--	--	--	--	--	--	--	--	--	--	--	--	--	--	--
2009-10	34-14	610-17.9	42-104	.404	2-12	.167	14-23	.609	9-46	55-1.6	57-1	73	31	1	38	100-2.9
ACC	16-10	287-17.9	14-53	.264	0-7	.000	6-12	.500	5-18	23-1.4	34-1	31	13	1	19	34-2.1

# MUSTAPHA FARRAKHAN

#2



Senior • Guard • 6-4 • 181 • Harvey, Ill. • Thornton Township

## 2010-11 SEASON:

- Tri-captain
- Has scored in double figures for three consecutive games for the first time in his career
- Had 14 points at Stanford
- Had 11 points vs. USC Upstate
- Had 10 points, four rebounds and two steals vs. William & Mary

## SINGLE GAME BESTS

### POINTS

Season: 14 at Stanford (11/18/10)  
 Career: 17 at VT (1/10/09), vs. Longwood (11/13/09)  
 ACC: 17 at Virginia Tech (1/10/09)

### REBOUNDS

Season: 4 vs. W&M (11/12/10)  
 Career: 5 vs. Longwood (11/13/09), vs. Duke (3/12/10)  
 ACC: 4 at Maryland (1/30/08)

### FG MADE

Season: 4 vs. Upstate (11/15/10), at Stan (11/18/10)  
 Career: 5 at VT (1/10/09), vs. Longwood (11/13/09)  
 ACC: 5 at Virginia Tech (1/10/09)

### FG ATTEMPTS

Season: 10 at Stanford (11/18/10)  
 Career: 15 vs. North Carolina (1/15/09)  
 ACC: 15 vs. North Carolina (1/15/09)

### 3 PT FG MADE

Season: 3 vs. W&M (11/12/10)  
 Career: 4 at Virginia Tech (1/10/09)  
 ACC: 4 at Virginia Tech (1/10/09)

### 3 PT FG ATTEMPTS

Season: 7 vs. W&M (11/12/10), at Stan (11/18/10)  
 Career: 7 on three occasions  
 ACC: 7 vs. North Carolina (1/15/09)

### FT MADE

Season: 4 at Stanford (11/18/10)  
 Career: 6 vs. Longwood (11/13/09), vs. GT (1/13/10)  
 ACC: 6 vs. Georgia Tech (1/13/10)

### FT ATTEMPTS

Season: 4 at Stanford (11/18/10)  
 Career: 6 on three occasions  
 ACC: 6 vs. GT (1/13/10), vs. Miami (1/16/10)

### ASSISTS

Season: 2 vs. Upstate (11/15/10), at Stan (11/18/10)  
 Career: 5 vs. Maryland (3/6/10)  
 ACC: 5 vs. Maryland (3/6/10)

### TURNOVERS

Season: 3 vs. Upstate (11/15/10), at Stan (11/18/10)  
 Career: 4 on three occasions  
 ACC: 3 vs. Duke (2/28/10), vs. Maryland (3/6/10)

### BLOCKS

Season: 1 vs. USC Upstate (11/15/10)  
 Career: 2 on three occasions  
 ACC: 2 vs. UNC (1/15/09), vs. VT (1/28/10)

### STEALS

Season: 2 vs. W&M (11/12/10)  
 Career: 3 vs. Georgia Tech (1/13/10)  
 ACC: 3 vs. Georgia Tech (1/13/10)

### MINUTES

Season: 30 at Stanford (11/18/10)  
 Career: 35 vs. Duke (3/12/10)  
 ACC: 31 vs. Maryland (3/6/10)

## 2010-11 GAME-BY-GAME:

Opponent	GP-GS	FG-FGA	3FG-3FGA	FT-FTA	Off-Def	Total	A	TO	Blk	Stl	PF	Min	Pts
W&M	1-1	3-8	3-7	1-2	0-4	4	1	1	0	2	1	28	10
USC Upstate	2-2	4-8	1-4	2-2	0-1	1	2	3	1	0	3	24	11
at Stanford	3-3	4-10	2-7	4-4	0-1	1	2	3	0	1	2	30	14

## CAREER STATISTICS

Year	G-GS	Min-Avg.	FG-FGA	Pct.	3FG-3FGA	Pct.	FT-FTA	Pct.	Off-Def.	Reb-Avg.	PF-DQ	Ast	TO	Blk	Stl	Pts-Avg
2007-08	19-0	115-6.1	7-38	.184	2-16	.125	1-5	.200	4-11	15-0.8	9-0	5	12	0	2	17-0.9
ACC	6-0	43-7.2	1-13	.077	1-7	.143	1-3	.333	2-4	6-1.0	3-0	1	3	0	0	4-0.7
2008-09	23-2	239-10.4	33-95	.347	14-41	.341	18-20	.900	4-12	16-0.7	28-1	14	21	2	4	98-4.3
ACC	12-0	135-11.3	17-54	.315	8-26	.308	9-9	1.000	2-6	8-0.7	16-1	8	9	2	2	51-4.3
2009-10	30-10	631-21.0	62-173	.358	23-74	.311	47-60	.783	12-40	52-1.7	31-0	59	44	7	15	194-6.5
ACC	15-1	295-19.7	32-85	.376	9-34	.265	19-28	.679	7-18	25-1.7	14-0	26	21	4	8	92-6.1
2010-11	3-3	82-27.3	11-26	.423	6-18	.333	7-8	.875	0-6	6-2.0	6-0	5	7	1	3	35-11.7
ACC	--	--	--	--	--	--	--	--	--	--	--	--	--	--	--	--
<b>CAREER</b>	<b>75-15</b>	<b>1067-14.2</b>	<b>113-332</b>	<b>.340</b>	<b>45-149</b>	<b>.302</b>	<b>73-93</b>	<b>.785</b>	<b>20-69</b>	<b>89-1.2</b>	<b>74-1</b>	<b>83</b>	<b>84</b>	<b>10</b>	<b>24</b>	<b>344-4.6</b>
ACC	33-1	473-14.3	50-152	.329	18-67	.269	29-40	.725	11-28	39-1.2	33-1	35	33	6	10	147-4.5













# MIKE SCOTT

#23



Senior • Forward • 6-8 • 242 • Chesapeake, Va. • Hargrave Military Academy

## 2010-11 SEASON:

- Tri-Captain
- Had 19 points and 12 rebounds vs. USC Upstate for his 19th career double-double
- Had 18 points and nine rebounds vs. William & Mary

## SINGLE GAME BESTS

### POINTS

Season: 19 vs. USC Upstate (11/15/10)  
 Career: 26 vs. VMI (11/16/08)  
 ACC: 21 vs. Virginia Tech (1/28/10)

### REBOUNDS

Season: 12 vs. USC Upstate (11/15/10)  
 Career: 18 vs. VMI (11/16/08)  
 ACC: 13 at Virginia Tech (2/13/10)

### FG MADE

Season: 7 vs. William & Mary (11/12/10)  
 Career: 11 vs. VMI (11/16/08)  
 ACC: 8 on three occasions

### FG ATTEMPTS

Season: 13 vs. William & Mary (11/12/10)  
 Career: 16 vs. VT (1/28/10), at VT (2/13/10)  
 ACC: 16 vs. VT (1/28/10), at VT (2/13/10)

### 3 PT FG MADE

Season: --  
 Career: 2 vs. Georgia Tech (3/13/08)  
 ACC: 2 vs. Georgia Tech (3/13/08)

### 3 PT FG ATTEMPTS

Season: --  
 Career: 2 on three occasions  
 ACC: 2 on three occasions

### FT MADE

Season: 7 vs. USC Upstate (11/15/10)  
 Career: 10 at Maryland (1/20/09)  
 ACC: 10 at Maryland (1/20/09)

### FT ATTEMPTS

Season: 7 vs. USC Upstate (11/15/10)  
 Career: 10 at Maryland (1/20/09)  
 ACC: 10 at Maryland (1/20/09)

### ASSISTS

Season: 2 vs. Upstate (11/15/10), at Stan (11/18/10)  
 Career: 4 at Syracuse (11/28/08)  
 ACC: 3 on three occasions

### TURNOVERS

Season: 4 vs. USC Upstate (11/15/10)  
 Career: 4 on six occasions  
 ACC: 4 vs. Maryland (3/7/09)

### BLOCKS

Season: 1 vs. W&M (11/12/10), at Stan (11/18/10)  
 Career: 3 vs. Duke (3/5/08), vs. Richmond (3/18/08)  
 ACC: 3 vs. Duke (3/5/08)

### STEALS

Season: 1 vs. W&M (11/12/10), at Stan (11/18/10)  
 Career: 3 on four occasions  
 ACC: 3 vs. FSU (1/24/09), vs. Clemson (2/15/09)

### MINUTES

Season: 34 at Stanford (11/18/10)  
 Career: 40 vs. Clemson (2/15/09), vs. VT (1/28/10)  
 ACC: 40 vs. Clemson (2/15/09), vs. VT (1/28/10)

## 2010-11 GAME-BY-GAME:

Opponent	GP-GS	FG-FGA	3FG-3FGA	FT-FTA	Off-Def	Total	A	TO	Blk	Stl	PF	Min	Pts
W&M	1-1	7-13	0-0	4-6	2-7	9	0	3	1	1	2	32	18
USC Upstate	2-2	6-9	0-0	7-7	6-6	12	2	4	0	0	1	32	19
at Stanford	3-3	2-5	0-0	4-4	1-5	6	2	3	1	1	1	34	8

## CAREER STATISTICS

Year	G-GS	Min-Avg.	FG-FGA	Pct.	3FG-3FGA	Pct.	FT-FTA	Pct.	Off-Def.	Reb-Avg.	PF-DQ	Ast	TO	Blk	Stl	Pts-Avg
2007-08	32-21	579-18.1	63-143	.441	4-10	.400	52-74	.703	67-101	168-5.3	69-1	15	25	12	20	182-5.7
ACC	16-14	310-19.4	30-77	.390	1-4	.250	20-33	.606	30-50	80-5.0	39-1	6	15	5	8	81-5.1
2008-09	28-19	774-27.6	111-204	.544	2-6	.333	63-85	.741	95-113	208-7.4	68-2	21	49	9	24	287-10.3
ACC	16-7	431-26.9	59-110	.536	2-2	1.000	39-52	.750	45-50	95-5.9	41-1	11	30	5	14	159-9.9
2009-10	28-25	768-27.4	143-283	.505	3-7	.429	46-64	.719	64-137	201-7.2	54-1	35	46	8	17	335-12.0
ACC	16-15	417-26.1	73-161	.453	3-6	.500	25-30	.833	33-62	95-5.9	26-0	18	27	4	11	174-10.9
2010-11	3-3	98-32.7	15-27	.556	0-0	.000	15-17	.882	9-18	27-9.0	4-0	4	10	2	2	45-15.0
ACC	--	--	--	--	--	--	--	--	--	--	--	--	--	--	--	--
<b>CAREER</b>	<b>91-68</b>	<b>2219-24.4</b>	<b>332-657</b>	<b>.505</b>	<b>9-23</b>	<b>.391</b>	<b>176-240</b>	<b>.733</b>	<b>235-369</b>	<b>604-6.6</b>	<b>195-4</b>	<b>75</b>	<b>130</b>	<b>31</b>	<b>63</b>	<b>849-9.3</b>
ACC	48-36	1158-24.1	162-348	.466	6-12	.500	84-115	.730	108-162	270-5.6	106-2	35	72	14	33	414-8.6

# ASSANE SENE

#5



Junior • Center • 7-0 • 239 • Saint-Louis, Senegal • South Kent (Conn.)

## 2010-11 SEASON:

- Had two points vs. USC Upstate
- Had two points and two rebounds vs. William & Mary
- Had eight points, five rebounds and three blocks in the exhibition vs. Roanoke College

## SINGLE GAME BESTS

### POINTS

Season: 2 vs. W&M (11/12/10), Upstate (11/15/10)  
 Career: 8 vs. ORU (11/21/09), vs. Hampton (12/23/09)  
 ACC: 6 at Virginia Tech (1/10/09)

### REBOUNDS

Season: 2 vs. W&M (11/12/10), at Stan (11/18/10)  
 Career: 13 vs. Boston College (2/4/09)  
 ACC: 13 vs. Boston College (2/4/09)

### FG MADE

Season: 1 vs. W&M (11/12/10), Upstate (11/15/10)  
 Career: 3 on five occasions  
 ACC: 3 at Virginia Tech (1/10/09)

### FG ATTEMPTS

Season: 2 vs. USC Upstate (11/15/10)  
 Career: 8 vs. Xavier (1/3/09)  
 ACC: 6 vs. Boston College (2/4/09)

### 3 PT FG MADE

Season: --  
 Career: --  
 ACC: --

### 3 PT FG ATTEMPTS

Season: --  
 Career: --  
 ACC: --

### FT MADE

Season: --  
 Career: 2 on seven occasions  
 ACC: 2 vs. GT (1/13/10), at Md. (2/15/10)

### FT ATTEMPTS

Season: --  
 Career: 4 vs. Brown (1/6/09), vs. ORU (11/21/09)  
 ACC: 3 at Duke (2/1/09)

### ASSISTS

Season: --  
 Career: 2 vs. Auburn (12/20/08)  
 ACC: 1 at Md (2/15/10), vs. Duke (2/28/10)

### TURNOVERS

Season: 2 vs. USC Upstate (11/15/10)  
 Career: 2 on nine occasions  
 ACC: 2 on five occasions

### BLOCKS

Season: --  
 Career: 5 vs. Hampton (12/23/09)  
 ACC: 4 at Virginia Tech (1/10/09)

### STEALS

Season: --  
 Career: 1 on four occasions  
 ACC: 1 vs. Miami (1/16/10), at Clemson (2/20/10)

### MINUTES

Season: 14 at Stanford (11/18/10)  
 Career: 33 vs. Xavier (1/3/09)  
 ACC: 28 vs. Boston College (2/4/09)

## 2010-11 GAME-BY-GAME:


Opponent	GP-GS	FG-FGA	3FG-3FGA	FT-FTA	Off-Def	Total	A	TO	Blk	Stl	PF	Min	Pts
W&M	1-1	1-1	0-0	0-0	0-2	2	0	0	0	0	1	11	2
USC Upstate	2-2	1-2	0-0	0-0	0-0	0	0	2	0	0	3	13	2
at Stanford	3-3	0-1	0-0	0-0	1-1	2	0	0	0	0	4	14	0

## CAREER STATISTICS

Year	G-GS	Min-Avg.	FG-FGA	Pct.	3FG-3FGA	Pct.	FT-FTA	Pct.	Off-Def.	Reb-Avg.	PF-DQ	Ast	TO	Blk	Stl	Pts-Avg
2008-09	22-16	381-17.3	25-65	.385	0-0	.000	6-21	.286	36-65	101-4.6	61-2	6	18	35	0	56-2.5
ACC	14-12	245-17.5	15-42	.357	0-0	.000	1-8	.125	24-36	60-4.3	35-1	0	12	20	0	31-2.2
2009-10	25-5	316-12.6	14-42	.333	0-0	.000	11-18	.611	27-63	90-3.6	50-1	4	13	19	4	39-1.6
ACC	14-2	176-12.6	4-15	.267	0-0	.000	4-5	.800	13-33	46-3.3	32-0	2	9	5	2	12-0.9
2010-11	3-3	38-12.7	2-4	.500	0-0	.000	0-0	.000	1-3	4-1.3	8-0	0	2	0	0	4-1.3
ACC	--	--	--	--	--	--	--	--	--	--	--	--	--	--	--	--
<b>CAREER</b>	<b>50-24</b>	<b>735-14.7</b>	<b>41-111</b>	<b>.369</b>	<b>0-0</b>	<b>.000</b>	<b>17-39</b>	<b>.436</b>	<b>64-131</b>	<b>195-3.9</b>	<b>119-3</b>	<b>10</b>	<b>33</b>	<b>54</b>	<b>4</b>	<b>99-2.0</b>
ACC	28-14	421-15.0	19-57	.333	0-0	.000	5-13	.385	37-69	106-3.8	67-1	2	21	25	2	43-1.5

# WILL SHERRILL

#22



Senior • Forward • 6-9 • 226 • New York, N.Y. • Phillips Academy Andover

## 2010-11 SEASON:

- Tri-Captain
- Had eight points and five rebounds at Stanford
- Had two points vs. USC Upstate
- Had three points and tied a career high with six rebounds vs. William & Mary

## SINGLE GAME BESTS

### POINTS

Season: 8 at Stanford (11/18/10)  
 Career: 18 vs. Cleveland State (11/25/09)  
 ACC: 9 vs. Maryland (3/6/10)

### REBOUNDS

Season: 6 vs. William & Mary (11/12/10)  
 Career: 6 on three occasions  
 ACC: 5 vs. NC State (2/3/10)

### FG MADE

Season: 3 at Stanford (11/18/10)  
 Career: 7 vs. Cleveland State (11/25/09)  
 ACC: 4 vs. Maryland (3/6/10)

### FG ATTEMPTS

Season: 5 vs. USC Upstate (11/15/10)  
 Career: 9 vs. Cleveland St (11/25/09), at Wake (1/23/10)  
 ACC: 9 at Wake Forest (1/23/10)

### 3 PT FG MADE

Season: 2 at Stanford (11/18/10)  
 Career: 4 vs. Cleveland State (11/25/09)  
 ACC: 1 on five occasions

### 3 PT FG ATTEMPTS

Season: 2 on three occasions  
 Career: 5 vs. Cleveland St (11/25/09), at Wake (1/23/10)  
 ACC: 5 at Wake Forest (1/23/10)

### FT MADE

Season: --  
 Career: 2 at USF (11/16/09)  
 ACC: 1 at Clemson (3/3/09)

### FT ATTEMPTS

Season: --  
 Career: 2 on five occasions  
 ACC: 2 at Clemson (3/3/09), vs. GT (1/13/10)

### ASSISTS

Season: 1 vs. W&M (11/12/10), Upstate (11/15/10)  
 Career: 2 on four occasions  
 ACC: 2 vs. Duke (2/28/10)

### TURNOVERS

Season: 2 at Stanford (11/18/10)  
 Career: 3 vs. Florida State (2/17/10)  
 ACC: 3 vs. Florida State (2/17/10)

### BLOCKS

Season: --  
 Career: 1 on four occasions  
 ACC: 1 at NCSU (1/9/10), vs. FSU (2/17/10)

### STEALS

Season: --  
 Career: 3 vs. Cleveland State (11/25/09)  
 ACC: 2 on three occasions

### MINUTES

Season: 24 vs. USC Upstate (11/15/10)  
 Career: 26 vs. Hampton (12/23/09)  
 ACC: 25 vs. Wake Forest (2/6/10)

## 2010-11 GAME-BY-GAME:

Opponent	GP-GS	FG-FGA	3FG-3FGA	FT-FTA	Off-Def	Total	A	TO	Blk	Stl	PF	Min	Pts
W&M	1-0	1-2	1-2	0-0	1-5	6	1	0	0	0	4	20	3
USC Upstate	2-0	1-5	0-2	0-0	0-1	1	1	0	0	0	0	24	2
at Stanford	3-0	3-4	2-2	0-0	1-4	5	0	2	0	0	2	15	8

## CAREER STATISTICS

Year	G-GS	Min-Avg.	FG-FGA	Pct.	3FG-3FGA	Pct.	FT-FTA	Pct.	Off-Def.	Reb-Avg.	PF-DQ	Ast	TO	Blk	Stl	Pts-Avg
2007-08	7-0	12-1.7	3-3	1.000	1-1	1.000	0-0	.000	1-2	3-0.4	3-0	1	0	0	1	7-1.0
ACC	1-0	1-1.0	0-0	.000	0-0	.000	0-0	.000	0-0	0-0.0	0-0	0	0	0	0	0-0.0
2008-09	10-0	19-1.9	0-3	.000	0-1	.000	1-2	.500	2-1	3-0.3	2-0	1	2	0	0	1-0.1
ACC	5-0	5-1.0	0-1	.000	0-1	.000	1-2	.500	0-0	0-0.0	1-0	0	0	0	0	1-0.2
2009-10	30-7	462-15.4	35-93	.376	15-53	.283	4-8	.500	38-52	90-3.0	61-1	15	19	4	16	89-3.0
ACC	16-1	232-14.5	16-50	.320	5-28	.179	0-2	.000	21-23	44-2.8	36-1	5	12	2	9	37-2.3
2010-11	3-0	59-19.7	5-11	.455	3-6	.500	0-0	.000	2-10	12-4.0	6-0	2	2	0	0	13-4.3
ACC	--	--	--	--	--	--	--	--	--	--	--	--	--	--	--	--
<b>CAREER</b>	<b>50-7</b>	<b>552-11.0</b>	<b>43-110</b>	<b>.391</b>	<b>19-61</b>	<b>.311</b>	<b>5-10</b>	<b>.500</b>	<b>43-65</b>	<b>108-2.2</b>	<b>72-1</b>	<b>19</b>	<b>23</b>	<b>4</b>	<b>17</b>	<b>110-2.2</b>
ACC	22-1	238-10.8	16-51	.314	5-29	.172	1-4	.250	21-23	44-2.0	37-1	5	12	2	9	38-1.7



# SAMMY ZEGLINSKI

# #13



Junior • Guard • 6-1 • 185 • Philadelphia, Pa. • The William Penn Charter School

## 2010-11 SEASON:

- Had an operation on Oct. 19 involving cartilage work on his left knee
- He is expected to be out approximately eight weeks

## SINGLE GAME BESTS

### POINTS

Season: --  
 Career: 24 vs. Liberty (11/25/08)  
 ACC: 19 at North Carolina (1/31/10)

### REBOUNDS

Season: --  
 Career: 8 on three occasions  
 ACC: 8 at NCSU (1/9/10), at Clemson (2/20/10)

### FG MADE

Season: --  
 Career: 8 vs. Liberty (11/25/08), vs. BC (3/11/10)  
 ACC: 6 vs. Clemson (2/15/09)

### FG ATTEMPTS

Season: --  
 Career: 15 vs. Boston College (3/11/10)  
 ACC: 12 vs. NCSU (2/3/10), at Clem (2/20/10)

### 3 PT FG MADE

Season: --  
 Career: 6 vs. Liberty (11/25/08)  
 ACC: 5 at North Carolina (1/31/10)

### 3 PT FG ATTEMPTS

Season: --  
 Career: 10 vs. Liberty (11/25/08), vs. BC (3/11/10)  
 ACC: 9 at Georgia Tech (12/28/08)

### FT MADE

Season: --  
 Career: 4 on four occasions  
 ACC: 4 on three occasions

### FT ATTEMPTS

Season: --  
 Career: 8 vs. Florida State (1/24/09)  
 ACC: 8 vs. Florida State (1/24/09)

### ASSISTS

Season: --  
 Career: 8 at Virginia Tech (1/10/09)  
 ACC: 8 at Virginia Tech (1/10/09)

### TURNOVERS

Season: --  
 Career: 6 vs. Clemson (2/15/09)  
 ACC: 6 vs. Clemson (2/15/09)

### BLOCKS

Season: --  
 Career: 2 vs. NJIT (12/21/09), vs. VT (1/28/10)  
 ACC: 2 vs. Virginia Tech (1/28/10)

### STEALS

Season: --  
 Career: 5 vs. Florida State (1/24/09)  
 ACC: 5 vs. Florida State (1/24/09)

### MINUTES

Season: --  
 Career: 40 vs. Virginia Tech (1/28/10)  
 ACC: 40 vs. Virginia Tech (1/28/10)

## 2010-11 GAME-BY-GAME:

Opponent	GP-GS	FG-FGA	3FG-3FGA	FT-FTA	Off-Def	Total	A	TO	Blk	Stl	PF	Min	Pts
W&M	DNP												
USC Upstate	DNP												
at Stanford	DNP												

## CAREER STATISTICS

Year	G-GS	Min-Avg.	FG-FGA	Pct.	3FG-3FGA	Pct.	FT-FTA	Pct.	Off-Def.	Reb-Avg.	PF-DQ	Ast	TO	Blk	Stl	Pts-Avg
2007-08	8-0	62-7.8	3-12	.250	1-7	.143	0-2	.000	3-6	9-1.1	8-0	15	9	1	3	7-0.9
ACC	--															
2008-09	28-15	669-23.9	82-213	.385	33-105	.314	20-35	.571	9-57	66-2.4	68-2	84	70	2	36	217-7.8
ACC	16-7	362-22.6	32-101	.317	12-56	.214	6-16	.375	6-27	33-2.1	33-0	44	37	0	18	82-5.1
2009-10	31-29	899-29.0	94-252	.373	61-162	.377	27-34	.794	12-107	119-3.8	63-0	80	57	8	38	276-8.9
ACC	16-14	461-28.8	38-128	.297	24-83	.289	15-18	.833	6-61	67-4.2	30-0	41	23	3	14	115-7.2
2010-11	--															
ACC	--															
<b>CAREER</b>	<b>67-44</b>	<b>1630-24.3</b>	<b>179-477</b>	<b>.375</b>	<b>95-274</b>	<b>.347</b>	<b>47-71</b>	<b>.662</b>	<b>24-170</b>	<b>194-2.9</b>	<b>139-2</b>	<b>179</b>	<b>136</b>	<b>11</b>	<b>77</b>	<b>500-7.5</b>
ACC	32-21	823-25.7	70-229	.306	36-139	.259	21-34	.618	12-88	100-3.1	63-0	85	60	3	32	197-6.2

**2010-11 Virginia Basketball**  
**Virginia Season Schedule/Results & Leaders (as of Nov 19, 2010)**  
**All games**

<b>RECORD:</b>	<b>OVERALL</b>	<b>HOME</b>	<b>AWAY</b>	<b>NEUTRAL</b>
ALL GAMES	2-1	2-0	0-1	0-0
CONFERENCE	0-0	0-0	0-0	0-0
NON-CONFERENCE	2-1	2-0	0-1	0-0

<b>Date</b>	<b>Opponent</b>	<b>Score</b>	<b>Att.</b>	<b>High Points</b>	<b>High Rebounds</b>
11/12/10	WILLIAM & MARY	W 76-52	10003	(19) Billy Baron	(9) Mike Scott
11/15/10	USC UPSTATE	W 74-54	7751	(19) Mike Scott	(12) Mike Scott
11/18/10	at Stanford	60-81 L	5314	(14) Mustapha Farrakhan	(6) Mike Scott

\* - Conference game

<b>Attendance Summary</b>	<b>Games</b>	<b>Attend</b>	<b>Avg/Game</b>
Home	2	17754	8877
Away	1	5314	5314
Neutral	0	0	0
Total	3	23068	7689

**2010-11 Virginia Basketball**  
**Virginia Points-Rebounds-Assists (as of Nov 19, 2010)**  
**All games**

Opponent	Date	Score		01	02	04	05	12	15	22
				EVANS,JONT	FARRAKHAN	REGAN,WILL	SENE,ASSAN	HARRIS,JOE	BARON,BILL	SHERRILL,W
WILLIAM & MARY	11/12/10	76-52	w	6-2-7	10-4-1	3-0-0	2-2-0	2-4-3	19-0-3	3-6-1
USC UPSTATE	11/15/10	74-54	w	10-4-1	11-1-2	DNP	2-0-0	8-2-1	14-3-3	2-1-1
at Stanford	11/18/10	60-81	L	11-3-5	14-1-2	2-1-0	0-2-0	12-1-0	2-1-2	8-5-0

Opponent	Date	Score		23	24	25	32
				SCOTT,MIKE	HARRELL,KT	MITCHELL,A	ROGERS,THO
WILLIAM & MARY	11/12/10	76-52	w	18-9-0	13-5-1	0-1-1	0-0-0
USC UPSTATE	11/15/10	74-54	w	19-12-2	5-2-3	3-4-0	DNP
at Stanford	11/18/10	60-81	L	8-6-2	3-0-0	0-4-0	DNP

**2010-11 Virginia Basketball**  
**Virginia Team Game-by-Game Comparison (as of Nov 19, 2010)**  
**All games**

Opponent	1st	2nd	Score	Mar	Total FG	FG Pct	3-Pointers	3FG Pct	Free Throws	FT Pct	Rebounds	Assist	T/Over	Block	Steal	Fouls
WILLIAM & MARY	28/27	48/25	76-52	+24	28-56/18-48	.500/.375	12-23/7-26	.522/.269	8-11/9-16	.727/.563	37/27 +10	17/8	8/8	1/1	6/4	15/13
USC UPSTATE	31/28	43/26	74-54	+20	25-47/19-44	.532/.432	5-15/10-23	.333/.435	19-25/6-10	.760/.600	35/18 +17	13/13	12/13	1/2	6/7	14/19
Stanford	34/37	26/44	60-81	(21)	20-47/31-57	.426/.544	9-24/13-23	.375/.565	11-11/6-14	1000/.429	25/33 (8)	11/13	18/12	2/2	4/2	18/16

Note: Game totals are displayed in the format TEAM/OPPONENT for each category

**2010-11 Virginia Basketball**  
**Virginia Game-by-Game Highs (as of Nov 19, 2010)**  
**All games**

<b>Opponent</b>	<b>Date</b>	<b>Score</b>	<b>Points</b>	<b>Rebounds</b>	<b>Assists</b>	<b>Steals</b>	<b>Blocked shots</b>
WILLIAM & MARY	11/12/10	76-52	19-Billy Baron	9-Mike Scott	7-Jontel Evans	2-Mustapha Farrakhan	1-Mike Scott
USC UPSTATE	11/15/10	74-54	19-Mike Scott	12-Mike Scott	3-KT Harrell Billy Baron	2-Billy Baron	1-Mustapha Farrakhan
at Stanford	11/18/10	60-81	14-Mustapha Farrakhan	6-Mike Scott	5-Jontel Evans	2-Jontel Evans	1-Mike Scott Will Regan

**2010-11 Virginia Basketball**  
**Virginia Team Game-by-Game (as of Nov 19, 2010)**  
**All games**

TEAM STATISTICS

Opponent	Date	Score		Total		3-Pointers		Free throws		Rebounds				pf	a	t/o	blk	stl	pts	avg
				fg-fga	pct	3fg-fga	pct	ft-fta	pct	off	def	tot	avg							
WILLIAM & MARY	11/12/10	76-52	W	28-56	.500	12-23	.522	8-11	.727	9	28	37	37.0	15	17	8	1	6	76	76.0
USC UPSTATE	11/15/10	74-54	W	25-47	.532	5-15	.333	19-25	.760	11	24	35	36.0	14	13	12	1	6	74	75.0
at Stanford	11/18/10	60-81	L	20-47	.426	9-24	.375	11-11	1.000	5	20	25	32.3	18	11	18	2	4	60	70.0
Virginia		210		73-150	.487	26-62	.419	38-47	.809	25	72	97	32.3	47	41	38	4	16	210	70.0
Opponents		187		68-149	.456	30-72	.417	21-40	.525	19	59	78	26.0	48	34	33	5	13	187	62.3

Games played: 3  
Points/game: 70.0  
FG Pct: 48.7  
3FG Pct: 41.9  
FT Pct: 80.9

Rebounds/game: 32.3  
Assists/game: 13.7  
Turnovers/game: 12.7  
Assist/turnover ratio: 1.1  
Steals/game: 5.3  
Blocks/game: 1.3

**2010-11 Virginia Basketball**  
**Virginia Overall Team Statistics (as of Nov 19, 2010)**  
**All games**

<b>TEAM STATISTICS</b>	<b>VA</b>	<b>OPP</b>
<b>SCORING</b>	210	187
Points per game	70.0	62.3
Scoring margin	+7.7	-
<b>FIELD GOALS-ATT</b>	73-150	68-149
Field goal pct	.487	.456
<b>3 POINT FG-ATT</b>	26-62	30-72
3-point FG pct	.419	.417
3-pt FG made per game	8.7	10.0
<b>FREE THROWS-ATT</b>	38-47	21-40
Free throw pct	.809	.525
F-Throws made per game	12.7	7.0
<b>REBOUNDS</b>	97	78
Rebounds per game	32.3	26.0
Rebounding margin	+6.3	-
<b>ASSISTS</b>	41	34
Assists per game	13.7	11.3
<b>TURNOVERS</b>	38	33
Turnovers per game	12.7	11.0
Turnover margin	-1.7	-
Assist/turnover ratio	1.1	1.0
<b>STEALS</b>	16	13
Steals per game	5.3	4.3
<b>BLOCKS</b>	4	5
Blocks per game	1.3	1.7
<b>WINNING STREAK</b>	0	-
Home win streak	2	-
<b>ATTENDANCE</b>	17754	5314
Home games-Avg/Game	2-8877	1-5314
Neutral site-Avg/Game	-	0-0

<b>Score by Periods</b>	<b>1st</b>	<b>2nd</b>	<b>Totals</b>
Virginia	93	117	210
Opponents	92	95	187

**2010-11 Virginia Basketball**  
**Virginia Season Box Score (as of Nov 19, 2010)**  
**All games**

<b>RECORD:</b>	<b>OVERALL</b>	<b>HOME</b>	<b>AWAY</b>	<b>NEUTRAL</b>
ALL GAMES	2-1	2-0	0-1	0-0
CONFERENCE	0-0	0-0	0-0	0-0
NON-CONFERENCE	2-1	2-0	0-1	0-0

#	Player	gp-gs	min	avg	Total			3-Point		F-Throw		Rebounds				pf	dq	a	to	blk	stl	pts	avg
					fg-fga	fg%	3fg-fga	3fg%	ft-fa	ft%	off	def	tot	avg									
23	Mike Scott	3-3	98	32.7	15-27	.556	0-0	.000	15-17	.882	9	18	27	9.0	4	0	4	10	2	2	45	15.0	
02	Mustapha Farrakhan	3-3	82	27.3	11-26	.423	6-18	.333	7-8	.875	0	6	6	2.0	6	0	5	7	1	3	35	11.7	
15	Billy Baron	3-0	69	23.0	10-17	.588	7-13	.538	8-9	.889	0	4	4	1.3	3	0	8	1	0	3	35	11.7	
01	Jontel Evans	3-3	98	32.7	11-20	.550	0-0	.000	5-7	.714	3	6	9	3.0	2	0	13	4	0	4	27	9.0	
12	Joe Harris	3-1	60	20.0	8-17	.471	5-13	.385	1-1	1.000	2	5	7	2.3	7	0	4	5	0	2	22	7.3	
24	KT Harrell	3-2	59	19.7	8-21	.381	4-10	.400	1-3	.333	3	4	7	2.3	8	0	4	5	0	1	21	7.0	
22	Will Sherrill	3-0	59	19.7	5-11	.455	3-6	.500	0-0	.000	2	10	12	4.0	6	0	2	2	0	0	13	4.3	
04	Will Regan	2-0	12	6.0	2-2	1.000	1-1	1.000	0-0	.000	0	1	1	0.5	1	0	0	0	1	0	5	2.5	
05	Assane Sene	3-3	38	12.7	2-4	.500	0-0	.000	0-0	.000	1	3	4	1.3	8	0	0	2	0	0	4	1.3	
25	Akil Mitchell	3-0	25	8.3	1-5	.200	0-1	.000	1-2	.500	0	9	9	3.0	2	0	1	0	0	1	3	1.0	
32	Thomas Rogers	1-0	0	0.0	0-0	.000	0-0	.000	0-0	.000	0	0	0	0.0	0	0	0	0	0	0	0	0.0	
Team											5	6	11					2					
Total.....		3	600		73-150	.487	26-62	.419	38-47	.809	25	72	97	32.3	47	0	41	38	4	16	210	70.0	
Opponents.....		3	600		68-149	.456	30-72	.417	21-40	.525	19	59	78	26.0	48	-	34	33	5	13	187	62.3	

<b>Score by Periods</b>	<b>1st</b>	<b>2nd</b>	<b>Totals</b>
Virginia	93	117	210
Opponents	92	95	187