

2010-11 VIRGINIA MEN'S BASKETBALL GAME NOTES

GAME
#14



VIRGINIA CAVALIERS (8-5, 1-0 ACC)
vs. LSU TIGERS (8-6, 0-0 SEC)



JANUARY 2, 2011 • JOHN PAUL JONES ARENA • CHARLOTTESVILLE, VA.



Ron Thulin, Dan Bonner, Debbie Antonelli



Dave Koehn, Cory Alexander

TONIGHT'S GAME

- UVa looks to snap a two-game losing streak as it hosts LSU
- The game is the sixth of an eight-game homestand for the Cavaliers

SERIES HISTORY

- UVa leads the series 1-0 (first meeting in Charlottesville)
- Virginia won the only previous meeting, 78-74, in the 3rd place game at the 1981 Final Four in Philadelphia (the final 3rd place game played in the NCAA Tournament)

AGAINST THE SEC

- LSU is the only SEC team on Virginia's 2010-11 schedule
- Virginia has a 53-57 all-time record against current members of the SEC (3-4 vs. Alabama, 4-3 vs. Arkansas, 3-4 vs. Auburn, 1-0 vs. Florida, 3-4 vs. Georgia, 3-6 vs. Kentucky, 1-0 vs. LSU, 1-1 vs. Mississippi, 1-2 vs. Mississippi State, 25-24 vs. South Carolina, 7-4 vs. Tennessee, 1-5 vs. Vanderbilt)
- UVa is 0-1 vs. SEC teams at John Paul Jones Arena (lost 58-56 to Auburn on Dec. 20, 2008)
- The Cavaliers have lost their last three games vs. SEC opponents

COACHING NOTES

- Tony Bennett was 1-4 vs. Trent Johnson when Bennett was at Washington State and Johnson was at Stanford
- Johnson's Stanford team won 76-75 at John Paul Jones Arena on Jan. 7, 2007, the Cavaliers' first loss at JPJA and their only home loss during the inaugural season at JPJA (16-1)

LAST TIME OUT

- Virginia suffered its second consecutive loss, falling 60-47 to Iowa State on Dec. 30
- UVa's 47 points were a season low and the fewest it has scored in game at JPJA
- The Cavaliers failed to have a double digit scorer for the first time since 1990-91 (a 78-51 loss at Georgia Tech on Jan. 19, 1991)

70 IS A MAGIC NUMBER

- Under Tony Bennett, Virginia is 15-1 when scoring at least 70 points
- The Cavaliers are 8-20 over the past two seasons when scoring under 70 points

PREVIOUS GAME'S STARTING LINEUP

G 1 Jontel Evans So. 5.5 ppg 2.4 rpg 3.3 apg

• Leads the team in assists (43) and steals (16)

G 2 Mustapha Farrakhan Sr. 10.9 ppg 2.4 rpg 1.8 apg

• Career-high 23 points at Minnesota

C 5 Assane Sene Jr. 2.4 ppg 3.5 rbg 0.9 blk

• Game-winning tip-in vs. Norfolk State

G 12 Joe Harris Fr. 9.5 ppg 3.5 rpg 1.2 apg

• Leads team with 20 3-pointers this season

F 22 Will Sherrill Sr. 6.0 ppg 4.1 rbg 0.9 apg

• Returned vs. Iowa St after missing five games due to a fractured right fibula suffered at Minnesota

2010-11 SCHEDULE/RESULTS

Nov. 6	ROANOKE COLLEGE (ex)	W 82-50
Nov. 12	WILLIAM & MARY	W 76-52
Nov. 15	USC UPSTATE	W 74-54
Nov. 18	at Stanford [FSN]	L 60-81
Nov. 22	vs. #13 Washington ¹ [ESPN2]	L 63-106
Nov. 23	vs. Oklahoma ¹ [ESPN2]	W 74-56
Nov. 24	vs. Wichita State ¹ [ESPN2]	L 58-70
Nov. 29	at #15 Minnesota ² [ESPN2]	W 87-79
Dec. 5	at Virginia Tech* [FSN]	W 57-54
Dec. 7	RADFORD	W 54-44
Dec. 17	OREGON [CSN]	W 63-48
Dec. 20	NORFOLK STATE	W 50-49
Dec. 22	SEATTLE	L 53-59
Dec. 30	IOWA STATE [CSN]	L 47-60
Jan. 2	LSU [FSN]	5:30 pm
Jan. 4	HOWARD	7:00 pm
Jan. 8	NORTH CAROLINA* [ACC]	12:00 pm
Jan. 15	at Duke* [ESPN]	2:00 pm
Jan. 19	at Boston College*	7:00 pm
Jan. 22	GEORGIA TECH* [ACC]	12:00 pm
Jan. 27	MARYLAND* [CSN]	7:00 pm
Jan. 29	at Wake Forest* [ACC]	4:00 pm
Feb. 2	CLEMSON* [ESPNU]	9:00 pm
Feb. 5	at Miami*	2:00 pm
Feb. 12	at Florida State* [RSN]	3:00 pm
Feb. 16	DUKE* [ESPN or ESPN2]	7:00 pm
Feb. 19	VIRGINIA TECH* [ACC ^{split}]	1:00 pm
Feb. 23	at Georgia Tech* [ESPNU]	7:00 pm
Feb. 26	BOSTON COLLEGE* [RSN]	12:00 pm
Mar. 1	NC STATE* [RSN]	7:00 pm
Mar. 5	at Maryland* [ACC]	2:00 pm
Mar. 10-13	at ACC Tournament (Greensboro, N.C.)	

¹ EA Sports Maui Invitational (Lahaina, Maui, Hawaii)

² ACC/Big Ten Challenge

* ACC game

[ACC] - ACC Network (formerly Raycom), [RSN] - Regional Sports Networks

[CSN] - Comcast SportsNet Mid-Atlantic

Virginia Athletics Media Relations • 154 John Paul Jones Arena, PO Box 400853, Charlottesville, VA 22904 • Office: (434) 982-5500 • Fax: (434) 982-5525

Rich Murray (Primary Men's Basketball Contact)
Steve Kirkland (Secondary Men's Basketball Contact)

Office: (434) 982-5530
Office: (434) 982-5535

Cell: (434) 981-4942
Cell: (434) 825-5241

Email: rmurray@virginia.edu
Email: skirkland@virginia.edu

2010-11 VIRGINIA MEN'S BASKETBALL GAME NOTES

RANKINGS (12/27)

ASSOCIATED PRESS

1. Duke	11-0
2. Ohio State	12-0
3. Kansas	11-0
4. Connecticut	10-0
5. Syracuse	13-0
6. Pittsburgh	12-1
7. San Diego State	14-0
8. Villanova	10-1
9. Georgetown	11-1
10. Missouri	11-1
11. Kentucky	9-2
12. Purdue	11-1
13. Texas	10-2
14. Minnesota	11-1
15. Notre Dame	11-1
16. BYU	12-1
17. Kansas State	10-3
18. Texas A&M	11-1
19. UCF	11-0
20. Michigan State	8-4
21. Memphis	9-2
22. Louisville	10-1
23. Illinois	10-3
24. Vanderbilt	9-2
25. Temple	9-2

Others receiving votes:

UNLV, Baylor, Wisconsin, Cincinnati, **Washington**, West Virginia, Florida, Arizona, Tennessee, Butler, **Boston College**, **Wichita State**, **Florida State**, **North Carolina**, Oklahoma State, Old Dominion, Saint Mary's, Northwestern, Washington State, Gonzaga, Cleveland State, USC.

ESPN/USA TODAY

1. Duke	11-0
2. Ohio State	12-0
3. Kansas	11-0
4. Connecticut	10-0
5. Syracuse	13-0
6. Pittsburgh	12-1
7. San Diego State	14-0
8. Villanova	10-1
9. Georgetown	11-1
10. Missouri	11-1
11. Purdue	11-1
12. Kentucky	9-2
13. Minnesota	11-1
14. Texas	10-2
15. Notre Dame	11-1
16. BYU	12-1
17. Kansas State	10-3
18. Texas A&M	11-1
19. Michigan State	8-4
20. Louisville	10-1
21. UCF	11-0
22. Memphis	9-2
23. Baylor	8-3
24. Wisconsin	10-2
25. Illinois	10-3

Others receiving votes:

UNLV, Temple, West Virginia, **Washington**, Vanderbilt, Florida, Cincinnati, Tennessee, Butler, **Wichita State**, Oklahoma State, Saint Mary's, Washington State, Old Dominion, Utah State, Northwestern, Arizona, **Florida State**, Gonzaga.

• 2010-11 Opponents

STRUGGLING OFFENSE

- The Cavaliers have scored less than 60 points in each of the last three games
- The last time UVa was held under 60 points in three consecutive games was a span of four consecutive games in February 1994
- Virginia has been held under 60 points in six games this season
- Over the past three games, the Cavaliers have shot 32.5% (55-169) from the floor and 18.2% (12-66) from 3-point range

DEFENSE!!! DEFENSE!!!

- Virginia held Radford, Oregon and Norfolk State under 50 points each
- It marked the first time the Cavaliers held three consecutive opponents under 50 points since the first three games of the 1948-49 season

HARRELL NAMED ACC ROOKIE OF THE WEEK

- KT Harrell was named ACC Rookie of the Week on Dec. 20
- Harrell was honored after posting his first career 20-point game (20 pts) in the 63-48 win over Oregon on Dec. 17
- It was the first Rookie of the Week honor for a Cavalier since Sylvan Landesberg won the award six times in 2008-09

LONG RANGE FIRING

- Virginia shot 76.9 percent (10-13) from 3-point range in the win at Minnesota
- The 76.9 3-point percentage is a school record (minimum of 10 attempts)
- It is the highest percentage by an ACC team (minimum of 10 attempts) since Clemson shot 11-13 (84.6%) from 3-point range vs. North Carolina in 2004
- It is the second time this season UVa shot over 50% from 3-point range (52.2%, 12-23) against William & Mary
- 12 3-pointers vs. W&M were the most UVa has made since making 13 vs. Liberty in 2008-09
- Against W&M, Billy Baron had the highest Cavalier three-point shooting percentage in a game (83.3 percent, 5-6) since Mamadi Diane (83.3 percent, 5-6) against Arizona on November 12, 2006 (minimum of five attempts)

HARRIS AND FARRAKHAN SHOOT DOWN GOPHERS

- Joe Harris (24 pts) and Mustapha Farrakhan (23 pts) led Virginia to the 87-79 win at #15 Minnesota
- It was the first time Virginia had two 20-point scorers in a road game since Jan. 24, 2007 at NC State (J.R. Reynolds-29, Sean Singletary-27)
- It was the first career 20-point game for both Farrakhan and Harris

WIN AT MINNESOTA WAS NOTABLE

- Virginia's win at Minnesota in the ACC/Big Ten Challenge was notable for several reasons
- The No. 15 Gophers were the highest ranked opponent the Cavaliers defeated on the road since an 86-78 win at No. 8 Maryland on Feb. 6, 2003
- Virginia's 58 second half points were the most the Cavaliers have scored in a half since scoring 60 first half points in a 108-87 win over Gonzaga on Jan. 3, 2007
- The Cavaliers trailed by 13 points in the second half at Minnesota, the largest deficit they have overcome to win since rallying from 13 down to top Maryland 68-63 on Mar. 7, 2009
- UVa overcame a 10-point halftime deficit, the largest it has overcome in a win since trailing by 13 at the break in a 93-90 win over Arizona on Nov. 12, 2006 (first game at JPJA)
- It was the largest halftime deficit overcome by the Cavaliers on the road since rallying from a 21-point halftime deficit for a 91-88 2OT win at Duke on Jan. 14, 1995

SHARP-SHOOTING 'HOOS

- Virginia shot 50% or better from the field in the first two games this season (50% vs. William & Mary, 53.2% vs. USC Upstate)
- It was the first time the Cavaliers have shot at least 50% from the field in consecutive games since 2004-05 (57.1% vs. Clemson, 50.9% at Virginia Tech)
- UVa has shot at least 50% in three games this season (W&M, USC Upstate, Oregon)

2010-11 VIRGINIA MEN'S BASKETBALL GAME NOTES

YOUNG CAVALIERS

- Seven of Virginia's 13 players are first years
- The seven true freshmen are a program record, breaking the previous high of six in 1989-90 (Blair Ford, Chris Havlicek, Ted Jeffries, Terry Kirby, Doug Smith, Shawn Wilson) and 2004-05 (T.J. Bannister, Jason Cain, Gary Forbes, Donte Minter, Vince Redd and J.R. Reynolds)

THEY CALL THEM FREE THROWS FOR A REASON

- Virginia went 11-11 from the free throw line at Stanford on Nov. 18
- It was the Cavaliers' first perfect game from the line since Feb. 28, 2009 vs. Wake (8-8)

SPREADING THE WEALTH

- Virginia already has seven players with multiple double-figure scoring games this season
- Last year, the Cavaliers had just six players with multiple double-figure scoring games

SCOTT DOUBLING IT UP

- Mike Scott has 24 career double-doubles (ranks T-8th in UVA history)
- He had his sixth double-double of the season, and fifth consecutive double-double, vs. Radford (10 pts, 13 rebs)
- He is the first Cavalier with five consecutive double-doubles since Ralph Sampson in 1983

UVA CAREER DOUBLE-DOUBLES

Ralph Sampson (80-83)	84
Travis Watson (00-03)	54
Scott McCandlish (70-72)	29
Norman Nolan (95-98)	26
Norm Carmichael (67-69)	25
Bill Gerry (69-71)	25
Junior Burrough (92-95)	25
Gus Gerard (73-74)	24
Mike Scott (08-pres.)	24

SCOTT INJURED

- Mike Scott has missed three of the past four games due to injury
- Scott underwent arthroscopic surgery on his left ankle on Dec. 16 to remove loose pieces of cartilage

SCOTT HONORED BY ACC

- Mike Scott was named ACC Player of the Week on Dec. 6
- The previous week he had a pair of double-doubles in two Cavalier road wins (17 pts and 12 rebs at #15 Minnesota; 21 pts and 13 rebs at Virginia Tech)
- It is the first ACC Player of the Week honor of Scott's career

HOOS ON THE LINE

- The Cavaliers have two of the top eight free throw shooters in the ACC
- Mike Scott ranks third in the league at 88.1% (52-59)
- Mustapha Farrakhan ranks eighth in the league at 83.7% (36-43)
- Farrakhan enters the game on a career-high streak of 23 consecutive makes from the line, the longest streak by a Cavalier since Sylven Landesberg had a streak of 26 in 2008-09
- Earlier this season, Scott had his career long streak of 20 consecutive makes

SENE-DING HIM TO THE LINE

- Assane Sene is shooting 68.4% (13-19) from the line this season
- Sene entered the season a career 43.6% (17-39) free throw shooter
- His 13 made free throws are already a career high for a season
- He went 7-8 from the line at Minnesota, setting career highs for FTs and FTAs in a game (previous highs were 2 FTs and 4 FTAs)

LETS GET TROPICAL!!!

- Will Sherrill has three career double-figure scoring games, all coming outside the continental United States
- He scored a career-high 18 points last season against Cleveland State in Cancun
- This season, he scored 11 points against both Oklahoma and Wichita State in Maui

DOUBLE TIME

DOUBLE-DOUBLES

	2010-11	Career
Mike Scott	6	24

DOUBLE-FIGURE SCORING GAMES

	2010-11	Career
Mike Scott	9	51
Sammy Zeglinski	1	27
Mustapha Farrakhan	8	22
KT Harrell	6	6
Joe Harris	5	5
Jontel Evans	3	3
Will Sherrill	2	3
Billy Baron	2	2

20-POINT SCORING GAMES

	2010-11	Career
Mike Scott	2	6
Mustapha Farrakhan	1	1
KT Harrell	1	1
Joe Harris	1	1
Sammy Zeglinski	—	2

DOUBLE-FIGURE REBOUNDING GAMES

	2010-11	Career
Mike Scott	6	28
Assane Sene	1	6

2010-11 VIRGINIA MEN'S BASKETBALL GAME NOTES

ON THE LINE

CONSECUTIVE MADE FREE THROWS

	Current	Season High	Career High
Farrakhan	23	23	23
Scott	4	20	20
Harrell	3	4	4
Sene	1	8	8
Zeglinski	1	1	16
Harris	--	8	8
Evans	--	5	5
Baron	--	7	7
Mitchell	--	1	1
Regan	--	1	1
Sherrill	--	--	4

VIRGINIA'S CONSECUTIVE FREE THROW STREAKS OF 10 OR MORE THIS SEASON

23*	Mustapha Farrakhan	12/5-12/30
20	Mike Scott	11/12-11/23

*active

AND ONES*

	2010-11	Career
Scott	5	13
Harrell	3	3
Evans	2	2
Harris	2	2
Sene	2	2
Farrakhan	1	6
Zeglinski	1	4 (1)

(#) - number of four-point plays

*Times making a basket when fouled and making the ensuing free throw too

FIRST-YEARS SHINE IN DEBUT

- The Cavalier first-years made an impact in their collegiate debut against William & Mary
- Billy Baron, KT Harrell, Will Regan, Joe Harris, Akil Mitchell and Thomas Rogers combined for 37 points and 10 rebounds against the Tribe
- It was the most points scored by Cavalier first-years in a season opener since 2003-04 when the Cavalier freshmen combined for 40 points against Mt. St. Mary's (Gary Forbes-21, Donte Minter-12, J.R. Reynolds-7)
- Baron (19 pts) and Harrell (13) were the first Virginia freshman duo to score in double figures in an opener since 2005-06 (Mamadi Diane 17, Lars Mikalauskas 14 vs. Liberty)

CAVALIERS 11TH IN ACC PRESEASON POLL

- Virginia was selected 11th in the preseason poll at ACC Operation Basketball
- Reigning NCAA Champion Duke was the preseason favorite, followed by Virginia Tech, North Carolina, NC State, Florida State, Maryland, Clemson, Miami, Georgia Tech, Boston College, Virginia and Wake Forest

'HOOS BACK

- Six players return from last season's team that went 15-16 (5-11 ACC)
- Mike Scott is UVA's leading returning scorer (12.0 ppg) and rebounder (7.2 rbg)
- Sammy Zeglinski, UVA's leader in assists (80), steals (38) and 3-point field goals (61) also returns
- All six returning players averaged over 12.0 minutes per game last season

JOHNSON TO REDSHIRT

- Freshman forward James Johnson is expected to redshirt this season
- Virginia head coach Tony Bennett indicated that after Virginia's game with William & Mary on Nov. 12

AT JOHN PAUL JONES ARENA

- Virginia is 54-24 all-time at John Paul Jones Arena
- The Cavaliers are 5-2 at JPJA this season

TRI-CAPTAINS NAMED

- Mustapha Farrakhan, Mike Scott and Will Sherrill are the tri-captains for the 2010-11 season
- The three players make up this year's senior class

McKAY PARTICIPATING IN "SHOTS FROM THE HEART"

- Associate Head Coach Ritchie McKay is participating in "Shots from the Heart", a project designed to raise awareness for the growing problem of heart disease
- College basketball coaches are competing against one another in a free throw shooting tournament, which will benefit the American Heart Association
- The event also pays tribute to the late Skip Prosser who passed away on July 26, 2007 of a heart attack
- McKay defeated Charles Baker of Campbell in the first round and Greg Gary of Duquesne in the second round of the assistant coaches division
- In his second round match, McKay went a perfect 25-of-25 from the line
- He will play either Ben Johnson of Northern Iowa or Al Pinkins of Middle Tennessee in the round of 16

THREE SIGN WITH VIRGINIA

- UVA signed three players to National Letters of Intent for the 2011 recruiting class
- The three players are 6-8 forward Darion Atkins of Clinton, Md.; 6-5 guard Malcolm Brogdon of Norcross, Ga.; and 6-7 wing Paul Jespersen of Merrill, Wisc.

UP NEXT

- The Cavaliers continue their homestand on Jan. 4 as they host Howard
- Game time at John Paul Jones Arena is set for 7 p.m.

2010-11 VIRGINIA MEN'S BASKETBALL GAME NOTES

2010-11 VIRGINIA CAVALIERS

No.	Player	Pos.	Yr.	Ht.	Hometown	PPG	RBG	Other	Minutes
1	Jontel Evans <i>• Leads the team in assists (43) and steals (16)</i>	G	So.	5-11	Hampton, Va.	5.5	2.4	3.3 apg	27.0
2	Mustapha Farrakhan (<i>Moo-sta-fa Fair-uh-con</i>) <i>• Career-high 23 points at Minnesota</i>	G	Sr.	6-4	Harvey, Ill.	10.9	2.4	1.8 apg	28.8
4	Will Regan (<i>Ree-gan</i>) <i>• 2010 New York State Class A Player of the Year</i>	F	Fr.	6-8	Williamsville, N.Y.	1.4	1.0	0.3 blk	7.2
5	Assane Sene (<i>Uh-Sahn Sen</i>) <i>• 66 career blocks</i>	C	Jr.	7-0	Saint-Louis, Senegal	2.4	3.5	0.9 blk	16.5
12	Joe Harris <i>• Leads team with 20 3-pointers this season</i>	G	Fr.	6-6	Chelan, Wash.	9.5	3.5	1.2 apg	27.2
13	Sammy Zeglinski (<i>Zuh-glin-ski</i>) <i>• Made his 100th career 3-pointer vs. Norfolk State</i>	G	Jr.	6-1	Philadelphia, Pa.	5.0	2.5	2.2 apg	18.2
15	Billy Baron <i>• Scored 19 points vs. William & Mary in collegiate debut</i>	G	Fr.	6-2	E. Greenwich, R.I.	3.9	0.8	0.8 apg	12.4
22	Will Sherrill <i>• Had a career-high nine rebounds vs. Iowa State</i>	F	Sr.	6-9	New York, N.Y.	6.0	4.1	0.9 apg	22.3
23	Mike Scott <i>• Six double-doubles this season</i>	F	Sr.	6-8	Chesapeake, Va.	15.9	10.2	1.6 apg	33.7
24	KT Harrell <i>• Career-high 20 points vs. Oregon</i>	G	Fr.	6-4	Montgomery, Ala.	9.7	2.6	0.8 apg	23.2
25	Akil Mitchell (<i>Ah-keel</i>) <i>• 2010 North Carolina Independent School Athletic Association All-State</i>	F	Fr.	6-8	Charlotte, N.C.	1.5	3.4	0.6 apg	11.9
32	Thomas Rogers <i>• Joined the program as a walk-on</i>	G	Fr.	6-6	Farmville, Va.	0.0	0.0	--	0.7
34	James Johnson <i>• Top 100 recruit by Scout.com and ESPNU, plans to redshirt this season</i>	F	Fr.	6-9	Wildomar, Calif.	--	--	--	--

HEAD COACH TONY BENNETT

SECOND SEASON AT VIRGINIA

Alma Mater: Wisc.-Green Bay '92
Hometown: Green Bay, Wisc.



CAREER RECORD

at Virginia	23-21	2 seasons
at Washington State	69-33	3 seasons
CAREER	92-54	5 seasons

VS. RANKED OPPONENTS (AP)

at Virginia	4-4
at Washington State	11-13
CAREER	15-17

AT VIRGINIA

- First coach in UVa history to win his first three ACC games

AT WASHINGTON STATE

- 2007 National Coach of the Year
- Led the Cougars to the 2007 and 2008 NCAA Tournaments
- 2008 NCAA Sweet Sixteen
- Led WSU to the highest ranking in school history (No. 4)

PLAYING CAREER

- Played for his father, Dick Bennett, at UWGB
- Two-time Mid-Continent Conference Player of the Year
- Finished career as the all-time leading scorer in conference history with 2,285 points
- Still the NCAA career 3-point percentage leader at 49.7 percent
- 1992 Frances Pomeroy Naismith Award (best senior player under six-feet tall)
- 1992 GTE Academic All-American of the Year
- Played three seasons in the NBA with Charlotte Hornets (1992-95)

2010-11 VIRGINIA MEN'S BASKETBALL GAME NOTES

THE LAST TIME ...

VIRGINIA INDIVIDUALS

- **Scored 30 points:** Sylvan Landesberg (32) vs. Boston College (2/4/09)
- **Scored 40 points:** Sean Singletary (41) at Miami (3/1/08)
- **Two players with 20 points:** Joe Harris (24) and Mustapha Farrakhan (23) at Minnesota (11/29/10)
- **Three players with 20 points:** Chris Williams (27), Roger Mason, Jr. (22) and Donald Hand (20) vs. Duke (1/5/00)
- **Four players with 20 points:** Chris Williams (23), Donald Hand (22), Adam Hall (21), and Travis Watson (20) vs. Georgetown (3/15/00)
- **A player with back-to-back 25-point games:** Sylvan Landesberg, 26 at Georgia Tech (12/28/08), 25 vs. Xavier (1/3/09)
- **One player scored in double figures:** Mustapha Farrakhan (18) vs. Norfolk State (12/20/10)
- **Five players scored in double figures:** Sammy Zeglinski (21), Jeff Jones (14), Jerome Meyinsse (12), Mike Scott (11), Mustapha Farrakhan (10), vs. Boston College (3/11/10)
- **Six players scored in double figures:** Sean Singletary (27), Adrian Joseph (13), Jamil Tucker (13), Mamadi Diane (12), Calvin Baker (11), Laurynas Mikalauskas (11), vs. Maryland (3/9/08)
- **Seven players scored in double figures:** Cornel Parker (20), Junior Burrough (15), Ted Jeffries (14), Cory Alexander (13), Jason Williford (12), Yuri Barnes (11) and Doug Smith (11) vs. Clemson (1/13/93)
- **Had 15 rebounds:** Mike Scott (15) vs. Oklahoma (11/23/10)
- **Had 20 rebounds:** Travis Watson (20) vs. Wofford (1/2/03)
- **Had 25 rebounds:** Bob Mortell (25) vs. Washington & Lee (2/27/60)
- **Two players with 10 rebounds:** Sylvan Landesberg (11) and Mike Scott (10) at Maryland (1/20/09)
- **Three players with 10 rebounds:** Yuri Barnes (13), Jason Williford (12) and Junior Burrough (11) vs. Rice (12/4/93)
- **Double-Double:** Mike Scott (10 pts, 13 rebs) vs. Radford (12/7/10)
- **Two players had a double-double:** Adrian Joseph (23 pts, 11 rebs) and Mike Scott (10 pts, 13 rebs) at Penn (11/23/07)
- **Three players had a double-double:** Jason Williford (10 pts, 15 rebs), Ted Jeffries (23 pts, 10 rebs), and Cornel Parker (11 pts, 11 rebs) at William & Mary (1/25/93)
- **Double-Double with points and assists:** Sean Singletary (22 pts, 10 assts) vs. Old Dominion (3/24/08)
- **Triple-Double:** Ralph Sampson (15 pts, 22 rebs, 10 blks) vs. Old Dominion (12/29/79)
- **Four Double-Doubles in a row:** Mike Scott [5 in a row] (27 pts, 15 rebs) vs. Oklahoma (11/23/10), (16 pts, 10 rebs) vs. Wichita State (11/24/10), (17 pts, 12 rebs) at Minnesota (11/29/10), (21 pts, 13 rebs) at Virginia Tech (12/5/10), (10 pts, 13 rebs) vs. Radford (12/7/10)
- **20 points and 20 rebounds:** Travis Watson (21 pts, 20 rebs) vs. Wofford (1/2/03)
- **10 assists:** Sean Singletary (10) vs. Old Dominion (3/24/08)
- **5 Blocked Shots:** Assane Sene (5) vs. Hampton (12/23/09)
- **5 Steals:** Sammy Zeglinski (5) vs. Florida State (1/24/09)
- **Led UVA in Points, Rebounds and Assists:** Sylvan Landesberg (22 pts, 6 rebs, 5 assts) vs. Georgia Tech (1/13/10)
- **Hit a last second shot to win a game:** Sean Singletary vs. Duke (2/1/07) [jumper with one second in OT]; J.R. Reynolds vs. Loyola Marymount (12/23/04) [layup with 1.5 seconds in regulation]
- **Played every minute:** Sylvan Landesberg (45) vs. Clemson (2/15/09)
- **Played 40 or more minutes:** Sammy Zeglinski (40) and Mike Scott (40) vs. Virginia Tech (1/28/10)

VIRGINIA TEAM

- **Won in Overtime:** vs. Clemson, 85-81 (2/15/09)
- **Lost in Overtime:** vs. Wake Forest, 61-64 (2/6/10)
- **Played Two Overtimes:** vs. Maryland, L 89-92 (2/19/05)
- **Played Three Overtimes:** vs. Georgetown, L 111-115 (3/15/00)
- **Shot 70 percent for a Half:** 72.2% (13-18) vs. Wake Forest 2nd Half (2/24/96)
- **Shot 60 percent in a Game:** 60.0% (30-50) vs. Longwood (11/13/09)
- **Shot less than 30 percent in a Game:** 27.7% (13-47) vs. Radford (12/7/10)
- **Shot 90 percent from the free throw line:** 100.0% (11-11) at Stanford (11/18/10)
- **Shot 50 percent from 3-point line:** 76.9% (10-13) at Minnesota (11/29/10)
- **Shot less than 30 percent in a half:** 20.0% (6-30) in 1st Half vs. Iowa State (12/30/10)
- **Shot less than 20 percent in a half:** 16.7% (4-24) in 2nd Half vs. Radford (12/7/10)
- **Shot 55 percent or better and lost:** 56.9% (29-51) vs. Duke (3/14/03)
- **Attempted 50 FTs:** 52 (made 34) vs. Howard (12/12/94)
- **Made 30 FTs:** 31 (36 att.) vs. Tennessee (3/18/07)
- **Made 10 3-pt FGs:** 10 at Minnesota (11/29/10)
- **Failed to make a 3-pt FG:** at Georgia Tech (12/4/05)
- **Had 50 rebounds:** 50 vs. North Carolina (1/15/09)
- **Had 25 assists:** 27 vs. Howard (11/21/01)
- **Had 15 steals:** 16 vs. NC State (2/24/08)
- **Had 10 blocks:** 10 at Virginia Tech (1/10/09)
- **Scored 50 pts in a half:** 58 at Minnesota, 2nd half (11/29/10)
- **Scored 60 pts in a half:** 60 vs. Gonzaga, 1st half (1/3/07)
- **Scored 70 pts in a half:** 70 vs. Coastal Carolina, 2nd half (11/20/00)
- **Scored 100 pts (ACC):** 103 vs. Maryland (1/16/07)
- **Scored 100 pts (non-conf):** 107 vs. VMI (11/16/08)
- **Scored under 20 pts in 1st half:** 15 vs. Iowa St (12/30/10)
- **Scored under 20 pts in 2nd half:** 19 vs. Duke (3/12/10)
- **Scored under 50 pts in a game:** 47 vs. Iowa St (12/30/10)

OPPONENT INDIVIDUALS

- **Scored 30 points:** Greivis Vasquez (30), Maryland (2/15/10)
- **Scored 35 points:** J.J. Redick (40), Duke (1/28/06)
- **Scored 40 points:** J.J. Redick (40), Duke (1/28/06)
- **Scored 50 points:** Len Chappell (50), Wake (2/12/62)
- **Two players with 20 points:** Kyle Singler (21) and Jon Scheyer (20), Duke (2/28/10)
- **Three players with 20 points:** Seth Curry (26), Kyle Ohman (26), Anthony Smith (21), Liberty (11/25/08)
- **Two players with 30 points:** Trevor Powell (31) and Tony Smith (31), Marquette (2/3/90)
- **Five players scored in double figures:** Isaiah Thomas (18), C.J. Wilcox (17), Abdul Gaddy (12), Terrence Ross (12), Justin Holiday (11), Washington (11/22/10)
- **Six players scored in double figures:** Chris Paul (21), Justin Gray (17), Eric Williams (15), Jamaal Levy (12), Taron Downey (11) and Vytas Danelius (10), Wake Forest (1/2/05)
- **Seven players scored in double figures:** Stanley Burrell (15), Drew Lavender (13), C.J. Anderson (12), B.J. Raymond (12), Josh Duncan (11), Charles Bronson (11), and Jason Love (10), at Xavier (1/3/08)
- **Double-Double:** Aaron Broussard (15 pts, 10 rebs), Seattle (12/22/10)
- **Double-Double with points and assists:** Eric Hayes (10 pts, 11 assts), at Maryland (1/20/09)

- **Two players had a double-double:** Donte Green (20 pts, 10 rebs) and Paul Harris (10 pts, 14 rebs), Syracuse (12/5/07)
- **Had 15 rebounds:** Trevor Booker (15), at Clemson (3/3/09)
- **Had 20 rebounds:** Tim Duncan (23), Wake (2/22/97)
- **Had 10 assists:** Eric Hayes (11), at Maryland (1/20/09)
- **5 Blocked Shots:** Trevor Mbakwe (5), at Minnesota (11/29/10)
- **5 Steals:** Justin Holiday (6), Washington (11/22/10)
- **Hit a last second shot to win a game:** Deron Washington of Virginia Tech (1/16/08) [0.0 seconds in overtime]

OPPONENT TEAM

- **Shot less than 30 percent in a Game:** 27.1% (13-48) NJIT (12/21/09)
- **Shot less than 30 percent in a Game (ACC):** 29.0% (20-69), Wake Forest (2/24/96)
- **Shot 60 percent in a Game:** 63.8% (37-58), at Xavier (1/3/08)
- **Shot 55 percent or better and lost:** 55.3% (26-47), Cleveland State (11/25/09)
- **Scored 100 pts:** 106, Washington (11/22/10)
- **Scored 60 pts in a half:** 60, at Miami, 2nd half (3/1/08)
- **Scored under 20 pts in 1st half:** 19, Radford (12/7/10)
- **Scored under 20 pts in 2nd half:** 19, NC State (2/3/10)
- **Scored under 50 pts in a game:** 49, Norfolk St (12/20/10)
- **Had 25 assists:** 27, at Xavier (1/3/08)
- **Had 15 steals:** 15, VMI (11/16/08)
- **Had 10 blocks:** 10 vs. North Carolina (1/15/09)
- **Failed to make a 3-pt FG:** vs. Arizona State (11/27/99)

JOHN PAUL JONES ARENA RECORDS

VIRGINIA PLAYERS

Points: 40, J.R. Reynolds
vs. Wake Forest, 1/21/07

Most 1st Half Points: 23, Sean Singletary
vs. Virginia Tech, 1/16/08

Most 2nd Half Points: 26, Sylvan Landesberg
vs. Boston College, 2/4/09

Rebounds: 18, Mike Scott
vs. VMI, 11/16/08

Field Goals: 13, Sylvan Landesberg
vs. Boston College, 2/4/09

Field Goal Attempts: 23, Sylvan Landesberg
vs. Boston College, 2/4/09

Field Goal Pct.: 1.000 (6-6), Sammy Zeglinski
vs. Clemson, 2/15/09

3-Point Field Goals: 7, Sean Singletary
vs. Gonzaga, 1/3/07

3-Point FG Attempts: 12, Sean Singletary
vs. Gonzaga, 1/3/07

3-Point FG Pct.: 1.000 (3-3), Sammy Zeglinski
(3-3), KT Harrell
vs. Radford, 12/7/10

Free Throws Made: 14, Sean Singletary
vs. Hampton, 12/16/06

Free Throw Attempts: 16, Sean Singletary
vs. Hampton, 12/16/06

FT Pct.: 1.000 (14-14), Sylvan Landesberg
vs. Florida State, 1/24/09

Assists: 10, three times by Sean Singletary
last vs. Old Dominion, 3/24/08

Steals: 7, Sean Singletary
vs. NC State, 2/24/08

Blocks: 5, Assane Sene
vs. Hampton, 12/23/09

VIRGINIA TEAM

Most Points: 108 vs. Gonzaga, 1/3/07

Fewest Points: 47 vs. Iowa State, 12/30/10

Most 1st Half: 60 vs. Gonzaga, 1/3/07

Fewest 1st Half: 15, vs. Iowa State, 12/30/10

Most 2nd Half: 57 vs. Arizona, 11/12/06

Fewest 2nd Half: 21 vs. Wake Forest, 2/6/10

Rebounds: 54 vs. UMES, 11/26/06

Field Goals: 43 vs. VMI, 11/16/08

Field Goal Attps.: 82 vs. UNC, 1/15/09

Field Goal Pct.: .600 (30-50)
vs. Longwood, 11/13/09

3-Pt. FG: 18 vs. Gonzaga, 1/3/07

3-Pt. FG Attempts: 36 vs. Georgia Tech,
1/27/08

3-Point FG Pct.: .625 (10-16)
vs. Virginia Tech, 3/1/07

Free Throws: 39 vs. Maryland, 1/16/07

FT Attempted: 49 vs. Maryland, 1/16/07

Free Throw Pct.: 1.000 (8-8)
vs. Wake Forest, 2/28/09

Assists: 24 vs. Howard, 11/14/07

Steals: 24 vs. VMI, 11/16/08

Blocks: 16 vs. NC State, 2/24/08

Most Turnovers: 21 vs. Longwood, 12/7/07

Fewest Turnovers: 6 vs. Boston Coll., 1/19/08

OPPONENT PLAYERS

Points: 32, K.C. Rivers
Clemson, 2/7/08

Most 1st Half Points: 32, Talor Battle
Penn State, 11/30/09

Most 2nd Half Points: 17, four times
Last by Elijah Millsap
UAB, 12/30/09

Rebounds: 28, Talor Battle
Penn State, 11/30/09

Field Goals: 16, Al Thornton
Florida State, 2/17/07

Field Goal Attempts: 13, Elijah Millsap
UAB, 12/30/09

Field Goal Pct.: .875 (7-8), Ahmed Grant
UNC Wilmington, (1/18/10)

3-Point Field Goals: 8, K.C. Rivers
Clemson, 2/7/08

3-Pt. FG Attempts: 12, Jeremy Crouch
Bradley, 3/26/08

3-Pt. FG Pct.: 1.000 (5-5), Tony Duker
USC Upstate, 11/15/10

Free Throws Made: 15, Tyler Hansbrough
North Carolina, 1/15/09

FT Attempted: 17, Tyler Hansbrough
North Carolina, 1/15/09

FT Pct.: 1.000 (8-8), Tyrese Rice
Boston College, 2/4/09

Assists: 1.000 (8-8), Sean Mosley
Maryland, 3/6/10

Steals: 11, Cliff Hammonds
Clemson, 2/7/08

Blocks: 5, Jon Scheyer
Duke, 2/28/10

6, Eric Hall
Radford, 11/21/08

OPPONENT TEAM

Most Points: 97, VMI, 11/16/08

Fewest Points: 37, NJIT, 12/21/09

Most 1st Half: 50, North Carolina, 1/15/09

Fewest 1st Half: 18, NC State, 2/24/08

Most 2nd Half: 61, Gonzaga, 1/3/07

Fewest 2nd Half: 18, NJIT, 12/21/09

Rebounds: 47, Virginia Tech, 1/16/08
North Carolina, 1/15/09

Field Goals: 37, VMI, 11/16/08

Field Goal Attps.: 79, VMI, 11/16/08

Field Goal Pct.: .566 (30-53)
Liberty, 11/25/08

3-Pt. FG: 16, Clemson, 2/7/08

3-Pt. FG Attempts: 39, Hartford, 12/30/07

3-Point FG Pct.: .615 (16-26)
Clemson, (2/7/08)

Free Throws: 26, Boston College, 2/4/09

FT Attempted: 31, Boston College, 2/4/09

Free Throw Pct.: .944 (17-18)
American, 12/28/06

Assists: 22, Clemson, 2/7/08

Steals: 15, VMI, 11/16/08

Blocks: 10, Radford, 11/21/08
North Carolina, 1/15/09

Most Turnovers: 25, NC State, 2/24/08

Fewest Turnovers: 6, Miami, 2/3/07

RECORD AT JPJA

2006-07 to present 78 games..... 54-24

LONGEST WIN STREAK

12 games
from 1/16/07 vs. Maryland
through 11/27/07 vs. Northwestern

LONGEST LOSING STREAK

4 games
from 2/6/10 vs. Wake Forest
through 3/6/10 vs. Maryland

MISCELLANEOUS

Biggest Comeback: 19 points
vs. Arizona, 11/12/06

Biggest Lead Given up in a Loss: 14 points
vs. Bradley, 3/26/08

Largest Lead: 45 points
vs. Northwestern, 11/27/07

Biggest Deficit: 38 points
vs. Clemson, 2/7/08

Largest Margin of Victory: 42 points,
vs. Northwestern, 11/27/07

Largest Margin of Defeat: 31 points,
vs. Clemson, 2/7/08

Overtime Games (Record): 6 (2-4)
Last: 61-64 loss vs. Wake Forest, 2/6/10

BILLY BARON

#15



Freshman • Guard • 6-2 • 192 • East Greenwich, R.I. • Worcester Academy

2010-11 SEASON:

- Had three points vs. Iowa State
- Had three points vs. Norfolk State
- Had seven points vs. Oklahoma
- Had 14 points, three rebounds, three assists and two steals vs. USC Upstate
- Had 19 points vs. William & Mary in his collegiate debut
- Against W&M shot 5-6 from behind the arc (his .833 3FG% was the highest by a Cavalier player in a game (min 5 att.) since Mamadi Diane went 5-6 vs. Arizona on Nov. 12, 2006)
- Had six points and four assists in the exhibition game vs. Roanoke College

SINGLE GAME BESTS

POINTS

Season: 19 vs. W&M (11/12/10)
 Career: 19 vs. W&M (11/12/10)
 ACC: --

REBOUNDS

Season: 3 vs. USC Upstate (11/15/10)
 Career: 3 vs. USC Upstate (11/15/10)
 ACC: --

FG MADE

Season: 6 vs. W&M (11/12/10)
 Career: 6 vs. W&M (11/12/10)
 ACC: --

FG ATTEMPTS

Season: 8 vs. W&M (11/12/10)
 Career: 8 vs. W&M (11/12/10)
 ACC: 1 at Virginia Tech (12/5/10)

3 PT FG MADE

Season: 5 vs. W&M (11/12/10)
 Career: 5 vs. W&M (11/12/10)
 ACC: --

3 PT FG ATTEMPTS

Season: 6 vs. W&M (11/12/10), vs. Wash (11/22/10)
 Career: 6 vs. W&M (11/12/10), vs. Wash (11/22/10)
 ACC: 1 at Virginia Tech (12/5/10)

FT MADE

Season: 6 vs. USC Upstate (11/15/10)
 Career: 6 vs. USC Upstate (11/15/10)
 ACC: --

FT ATTEMPTS

Season: 7 vs. USC Upstate (11/15/10)
 Career: 7 vs. USC Upstate (11/15/10)
 ACC: --

ASSISTS

Season: 3 vs. W&M (11/12/10), Upstate (11/15/10)
 Career: 3 vs. W&M (11/12/10), Upstate (11/15/10)
 ACC: --

TURNOVERS

Season: 2 at Minnesota (11/29/10)
 Career: 2 at Minnesota (11/29/10)
 ACC: --

BLOCKS

Season: --
 Career: --
 ACC: --

STEALS

Season: 2 vs. Upstate (11/15/10), Wash (11/22/10)
 Career: 2 vs. Upstate (11/15/10), Wash (11/22/10)
 ACC: --

MINUTES

Season: 25 vs. USC Upstate (11/15/10)
 Career: 25 vs. USC Upstate (11/15/10)
 ACC: 3 at Virginia Tech (12/5/10)

2010-11 GAME-BY-GAME:


Opponent	GP-GS	FG-FGA	3FG-3FGA	FT-FTA	Off-Def	Total	A	TO	Blk	Stl	PF	Min	Pts
W&M	1-0	6-8	5-6	2-2	0-0	0	3	0	0	1	1	21	19
USC Upstate	2-0	3-4	2-3	6-7	0-3	3	3	0	0	2	2	25	14
at Stanford	3-0	1-5	0-4	0-0	0-1	1	2	1	0	0	0	23	2
vs. Washington	4-0	1-7	1-6	0-0	0-2	2	0	0	0	2	1	21	3
vs. Oklahoma	5-0	2-6	2-5	1-4	0-1	1	0	1	0	0	0	16	7
vs. Wichita St	6-0	0-3	0-2	0-0	0-1	1	0	0	0	0	0	11	0
at Minnesota	7-0	0-2	0-0	0-0	0-1	1	1	2	0	0	1	7	0
at Virginia Tech	8-0	0-1	0-1	0-0	0-0	0	0	0	0	0	0	3	0
Radford	9-0	0-1	0-1	0-0	0-0	0	1	0	0	0	0	6	0
Oregon	10-0	0-0	0-0	0-0	0-0	0	0	0	0	0	0	1	0
Norfolk St	11-0	1-1	1-1	0-0	0-0	0	0	1	0	0	0	6	3
Seattle	12-0	0-1	0-1	0-0	0-0	0	0	0	0	0	0	1	0
Iowa State	13-0	1-6	1-5	0-0	0-2	2	1	1	0	1	2	20	3

CAREER STATISTICS

Year	G-GS	Min-Avg.	FG-FGA	Pct.	3FG-3FGA	Pct.	FT-FTA	Pct.	Off-Def.	Reb-Avg.	PF-DQ	Ast	TO	Blk	Stl	Pts-Avg
2010-11	13-0	161-12.4	15-45	.333	12-35	.343	9-13	.692	0-11	11-0.8	7-0	11	6	0	6	51-3.9
ACC	1-0	3-3.0	0-1	.000	0-1	.000	0-0	.000	0-0	0-0.0	0-0	0	0	0	0	0-0.0
CAREER	13-0	161-12.4	15-45	.333	12-35	.343	9-13	.692	0-11	11-0.8	7-0	11	6	0	6	51-3.9
ACC	1-0	3-3.0	0-1	.000	0-1	.000	0-0	.000	0-0	0-0.0	0-0	0	0	0	0	0-0.0

JONTELEEVANS

#1



Sophomore • Guard • 5-11 • 190 • Hampton, Va. • Bethel

2010-11 SEASON:

- Had seven points vs. Oregon
- Tied a career high with three steals vs. Radford
- Had 10 points and five assists vs. Wichita State
- Had five points, five rebounds, six assists, three steals and no turnovers vs. Oklahoma
- Scored a career-high 11 points at Stanford, playing a career-high 37 minutes
- Had 10 points vs. USC Upstate
- Had six points and a career-high seven assists vs. William & Mary
- Had seven points and six rebounds in the exhibition vs. Roanoke College

SINGLE GAME BESTS

POINTS

Season: 11 at Stanford (11/18/10)
 Career: 11 at Stanford (11/18/10)
 ACC: 6 at Maryland (2/15/10)

REBOUNDS

Season: 5 vs. Oklahoma (11/23/10)
 Career: 7 vs. Miami (1/16/10)
 ACC: 7 vs. Miami (1/16/10)

FG MADE

Season: 4 vs. Upstate (11/15/10), at Stan (11/18/10)
 Career: 4 vs. Upstate (11/15/10), at Stan (11/18/10)
 ACC: 3 at Maryland (2/15/10)

FG ATTEMPTS

Season: 11 vs. Wichita State (11/24/10)
 Career: 11 vs. Wichita State (11/24/10)
 ACC: 6 on three occasions

3 PT FG MADE

Season: 1 vs. Norfolk State (12/20/10)
 Career: 1 on three occasions
 ACC: --

3 PT FG ATTEMPTS

Season: 2 vs. Wichita State (11/24/10)
 Career: 2 on four occasions
 ACC: 2 vs. GT (1/13/10), at Wake (1/23/10)

FT MADE

Season: 4 vs. Wichita State (11/24/10)
 Career: 4 vs. Wichita State (11/24/10)
 ACC: 3 vs. Duke (2/28/10)

FT ATTEMPTS

Season: 8 vs. Wichita State (11/24/10)
 Career: 8 vs. Wichita State (11/24/10)
 ACC: 4 vs. Duke (2/28/10)

ASSISTS

Season: 7 vs. W&M (11/12/10)
 Career: 7 vs. W&M (11/12/10)
 ACC: 6 at North Carolina (1/31/10)

TURNOVERS

Season: 6 vs. Washington (11/22/10)
 Career: 6 vs. Washington (11/22/10)
 ACC: 4 at North Carolina (1/31/10)

BLOCKS

Season: 1 vs. Ore (12/17/10), Seattle (12/22/10)
 Career: 1 on three occasions
 ACC: 1 vs. Duke (2/28/10)

STEALS

Season: 3 vs. Okla (11/23/10), vs. Radford (12/7/10)
 Career: 3 on six occasions
 ACC: 3 at Clemson (2/20/10), vs. Duke (2/28/10)

MINUTES

Season: 37 at Stanford (11/18/10)
 Career: 37 at Stanford (11/18/10)
 ACC: 31 at North Carolina (1/31/10)

2010-11 GAME-BY-GAME:


Opponent	GP-GS	FG-FGA	3FG-3FGA	FT-FTA	Off-Def	Total	A	TO	Blk	Stl	PF	Min	Pts
W&M	1-1	3-4	0-0	0-0	0-2	2	7	1	0	1	0	31	6
USC Upstate	2-2	4-7	0-0	2-4	2-2	4	1	0	0	1	1	30	10
at Stanford	3-3	4-9	0-0	3-3	1-2	3	5	3	0	2	1	37	11
vs. Washington	4-4	1-3	0-0	1-2	1-0	1	3	6	0	0	4	20	3
vs. Oklahoma	5-5	2-3	0-0	1-2	0-5	5	6	0	0	3	1	27	5
vs. Wichita St	6-6	3-11	0-2	4-8	0-3	3	5	4	0	1	4	34	10
at Minnesota	7-7	1-2	0-0	1-2	0-1	1	5	3	0	1	4	28	3
at Virginia Tech	8-8	2-6	0-0	0-0	0-2	2	4	1	0	0	3	19	4
Radford	9-9	0-2	0-0	2-2	0-1	1	2	3	0	3	3	26	2
Oregon	10-10	2-4	0-0	3-4	0-1	1	1	5	1	1	2	27	7
Norfolk St	11-11	1-4	1-1	0-0	1-3	4	2	2	0	0	3	23	3
Seattle	12-11	1-3	0-0	2-4	2-1	3	0	2	1	1	2	23	4
Iowa State	13-12	2-5	0-1	0-1	0-1	1	2	0	0	2	2	26	4

CAREER STATISTICS

Year	G-GS	Min-Avg.	FG-FGA	Pct.	3FG-3FGA	Pct.	FT-FTA	Pct.	Off-Def.	Reb-Avg.	PF-DQ	Ast	TO	Blk	Stl	Pts-Avg
2009-10	31-11	512-16.5	31-84	.369	2-12	.167	9-16	.563	6-40	46-1.5	55-1	60	27	1	34	73-2.4
ACC	16-10	287-17.9	14-53	.264	0-7	.000	6-12	.500	5-18	23-1.4	34-1	31	13	1	19	34-2.1
2010-11	13-12	351-27.0	26-63	.413	1-4	.250	19-32	.594	7-24	31-2.4	30-0	43	30	2	16	72-5.5
ACC	1-1	19-19.0	2-6	.333	0-0	.000	0-0	.000	0-2	2-2.0	3-0	4	1	0	0	4-4.0
2009-10	44-23	863-19.6	57-147	.388	3-16	.188	28-48	.583	13-64	77-1.8	85-1	103	57	3	50	145-3.3
ACC	17-11	306-18.0	16-59	.271	0-7	.000	6-12	.500	5-20	25-1.5	37-1	35	14	1	19	38-2.2

MUSTAPHA FARRAKHAN

#2



Senior • Guard • 6-4 • 181 • Harvey, Ill. • Thornton Township

2010-11 SEASON:

- Tri-captain
- Had 18 points and tied a career high with five rebounds vs. Norfolk State
- Had 17 points vs. Oregon
- Had 14 points vs. Radford
- Scored nine points, and tied career highs with five rebounds, five assists and two blocks at Virginia Tech in a career-high 36 minutes
- Scored a career-high 23 points (8-14 FG, 4-5 3FG), tied a career high with five rebounds and had four assists at #15 Minnesota
- Had 10 points vs. Oklahoma
- Scored in double figures for three consecutive games for the first time in his career (first three games of the season)
- Had 14 points at Stanford
- Had 11 points vs. USC Upstate
- Had 10 points, four rebounds and two steals vs. William & Mary

SINGLE GAME BESTS

POINTS

Season: 23 at Minnesota (11/29/10)
 Career: 23 at Minnesota (11/29/10)
 ACC: 17 at Virginia Tech (1/10/09)

REBOUNDS

Season: 5 on three occasions
 Career: 5 on five occasions
 ACC: 5 at Virginia Tech (12/5/10)

FG MADE

Season: 8 at Minnesota (11/29/10)
 Career: 8 at Minnesota (11/29/10)
 ACC: 5 at Virginia Tech (1/10/09)

FG ATTEMPTS

Season: 14 at Minn (11/29/10), vs. NSU (12/20/10)
 Career: 15 vs. North Carolina (1/15/09)
 ACC: 15 vs. North Carolina (1/15/09)

3 PT FG MADE

Season: 4 at Minnesota (11/29/10)
 Career: 4 at VT (1/10/09), at Minn (11/29/10)
 ACC: 4 at Virginia Tech (1/10/09)

3 PT FG ATTEMPTS

Season: 7 on three occasions
 Career: 7 on four occasions
 ACC: 7 vs. North Carolina (1/15/09)

FT MADE

Season: 8 vs. Radford (12/7/10)
 Career: 8 vs. Radford (12/7/10)
 ACC: 6 vs. Georgia Tech (1/13/10)

FT ATTEMPTS

Season: 8 vs. Radford (12/7/10)
 Career: 8 vs. Radford (12/7/10)
 ACC: 6 vs. GT (1/13/10), vs. Miami (1/16/10)

ASSISTS

Season: 5 at Virginia Tech (12/5/10)
 Career: 5 vs. Md (3/6/10), at VT (12/5/10)
 ACC: 5 vs. Md (3/6/10), at VT (12/5/10)

TURNOVERS

Season: 3 on four occasions
 Career: 4 on three occasions
 ACC: 3 vs. Duke (2/28/10), vs. Maryland (3/6/10)

BLOCKS

Season: 2 at Virginia Tech (12/5/10)
 Career: 2 on four occasions
 ACC: 2 on three occasions

STEALS

Season: 2 on four occasions
 Career: 3 vs. Georgia Tech (1/13/10)
 ACC: 3 vs. Georgia Tech (1/13/10)

MINUTES

Season: 36 at Virginia Tech (12/5/10)
 Career: 36 at Virginia Tech (12/5/10)
 ACC: 36 at Virginia Tech (12/5/10)

2010-11 GAME-BY-GAME:

Opponent	GP-GS	FG-FGA	3FG-3FGA	FT-FTA	Off-Def	Total	A	TO	Blk	Stl	PF	Min	Pts
W&M	1-1	3-8	3-7	1-2	0-4	4	1	1	0	2	1	28	10
USC Upstate	2-2	4-8	1-4	2-2	0-1	1	2	3	1	0	3	24	11
at Stanford	3-3	4-10	2-7	4-4	0-1	1	2	3	0	1	2	30	14
vs. Washington	4-4	1-8	0-4	2-2	0-1	1	3	2	0	0	0	25	4
vs. Oklahoma	5-4	5-7	0-0	0-3	0-0	0	3	2	0	2	2	33	10
vs. Wichita St	6-4	0-1	0-0	0-0	0-0	0	0	3	1	1	4	13	0
at Minnesota	7-4	8-14	4-5	3-4	2-3	5	4	0	0	0	1	34	23
at Virginia Tech	8-5	3-4	0-1	3-5	0-5	5	5	0	2	2	2	36	9
Radford	9-6	2-7	2-4	8-8	1-2	3	1	1	1	0	1	30	14
Oregon	10-7	5-11	2-4	5-5	0-3	3	1	2	1	1	0	34	17
Norfolk St	11-8	7-14	2-5	2-2	0-5	5	2	2	1	2	2	35	18
Seattle	12-9	1-12	0-7	4-4	0-1	1	0	0	0	0	2	29	6
Iowa State	13-10	2-10	0-4	2-2	0-2	2	0	3	0	1	0	23	6

CAREER STATISTICS

Year	G-GS	Min-Avg.	FG-FGA	Pct.	3FG-3FGA	Pct.	FT-FTA	Pct.	Off-Def.	Reb-Avg.	PF-DQ	Ast	TO	Blk	Stl	Pts-Avg
2007-08	19-0	115-6.1	7-38	.184	2-16	.125	1-5	.200	4-11	15-0.8	9-0	5	12	0	2	17-0.9
ACC	6-0	43-7.2	1-13	.077	1-7	.143	1-3	.333	2-4	6-1.0	3-0	1	3	0	0	4-0.7
2008-09	23-2	239-10.4	33-95	.347	14-41	.341	18-20	.900	4-12	16-0.7	28-1	14	21	2	4	98-4.3
ACC	12-0	135-11.3	17-54	.315	8-26	.308	9-9	1.000	2-6	8-0.7	16-1	8	9	2	2	51-4.3
2009-10	30-10	631-21.0	62-173	.358	23-74	.311	47-60	.783	12-40	52-1.7	31-0	59	44	7	15	194-6.5
ACC	15-1	295-19.7	32-85	.376	9-34	.265	19-28	.679	7-18	25-1.7	14-0	26	21	4	8	92-6.1
2010-11	13-10	374-28.8	45-114	.395	16-52	.308	36-43	.837	3-28	31-2.4	20-0	24	22	7	12	142-10.9
ACC	1-1	36-36.0	3-4	.750	0-1	.000	3-5	.600	0-5	5-5.0	2-0	5	0	2	2	9-9.0
CAREER	85-22	1359-16.0	147-420	.350	55-183	.301	102-128	.797	23-91	114-1.3	88-1	102	99	16	33	451-5.3
ACC	34-2	509-15.0	53-156	.340	18-68	.265	32-45	.711	11-33	44-1.3	35-1	40	33	8	12	156-4.6

KT HARRELL

#24



Freshman • Guard • 6-4 • 204 • Montgomery, Ala. • Brewbaker Tech Magnet

2010-11 SEASON:

- Had nine points vs. Iowa State
- Had 16 points vs. Seattle
- Had nine points vs. Norfolk State
- ACC Rookie of the Week (12/20/10)
- Had 20 points (8-12 FG) vs. Oregon
- Had 13 points (5-6 FG, 3-3 3FG) vs. Radford
- Had seven points at Virginia Tech
- Had seven points at #15 Minnesota
- Had 10 points vs. Wichita State
- Had 14 points and eight rebounds vs. Washington
- Had 13 points and five rebounds vs. William & Mary in his collegiate debut
- Had 10 points and five rebounds in the exhibition game vs. Roanoke College

SINGLE GAME BESTS

POINTS

Season: 20 vs. Oregon (12/17/10)
 Career: 20 vs. Oregon (12/17/10)
 ACC: 7 at Virginia Tech (12/5/10)

REBOUNDS

Season: 8 vs. Washington (11/22/10)
 Career: 8 vs. Washington (11/22/10)
 ACC: --

FG MADE

Season: 8 vs. Oregon (12/17/10)
 Career: 8 vs. Oregon (12/17/10)
 ACC: 3 at Virginia Tech (12/5/10)

FG ATTEMPTS

Season: 13 vs. W&M (11/12/10)
 Career: 13 vs. W&M (11/12/10)
 ACC: 8 at Virginia Tech (12/5/10)

3 PT FG MADE

Season: 3 vs. Radford (12/7/10)
 Career: 3 vs. Radford (12/7/10)
 ACC: 1 at Virginia Tech (12/5/10)

3 PT FG ATTEMPTS

Season: 4 vs. W&M (11/12/10), at Stan (11/18/10)
 Career: 4 vs. W&M (11/12/10), at Stan (11/18/10)
 ACC: 3 at Virginia Tech (12/5/10)

FT MADE

Season: 8 vs. Washington (11/22/10)
 Career: 8 vs. Washington (11/22/10)
 ACC: --

FT ATTEMPTS

Season: 13 vs. Washington (11/22/10)
 Career: 13 vs. Washington (11/22/10)
 ACC: --

ASSISTS

Season: 3 vs. USC Upstate (11/15/10)
 Career: 3 vs. USC Upstate (11/15/10)
 ACC: --

TURNOVERS

Season: 3 vs. Washington (11/22/10)
 Career: 3 vs. Washington (11/22/10)
 ACC: --

BLOCKS

Season: --
 Career: --
 ACC: --

STEALS

Season: 1 vs. Upstate (11/15/10), Seattle (12/22/10)
 Career: 1 vs. Upstate (11/15/10), Seattle (12/22/10)
 ACC: --

MINUTES

Season: 35 vs. Oregon (12/17/10)
 Career: 35 vs. Oregon (12/17/10)
 ACC: 16 at Virginia Tech (12/5/10)

2010-11 GAME-BY-GAME:

Opponent	GP-GS	FG-FGA	3FG-3FGA	FT-FTA	Off-Def	Total	A	TO	Blk	Stl	PF	Min	Pts
W&M	1-1	5-13	2-4	1-1	3-2	5	1	2	0	0	3	28	13
USC Upstate	2-2	2-3	1-2	0-2	0-2	2	3	2	0	1	3	19	5
at Stanford	3-2	1-5	1-4	0-0	0-0	0	0	1	0	0	2	12	3
vs. Washington	4-2	3-6	0-1	8-13	4-4	8	2	3	0	0	0	26	14
vs. Oklahoma	5-3	0-5	0-2	0-0	0-0	0	0	1	0	0	1	23	0
vs. Wichita St	6-4	4-5	2-2	0-1	1-0	1	0	0	0	0	3	25	10
at Minnesota	7-5	1-5	0-0	5-6	1-1	2	2	0	0	0	2	16	7
at Virginia Tech	8-5	3-8	1-3	0-0	0-0	0	0	0	0	0	0	16	7
Radford	9-5	5-6	3-3	0-0	0-2	2	1	1	0	0	4	16	13
Oregon	10-6	8-12	0-1	4-6	1-3	4	1	1	0	0	1	35	20
Norfolk St	11-7	3-10	0-3	3-6	2-1	3	0	0	0	0	1	32	9
Seattle	12-7	6-11	1-2	3-3	1-3	4	0	0	0	1	3	34	16
Iowa State	13-7	4-9	1-2	0-0	1-2	3	0	0	0	0	2	20	9

CAREER STATISTICS

Year	G-GS	Min-Avg.	FG-FGA	Pct.	3FG-3FGA	Pct.	FT-FTA	Pct.	Off-Def.	Reb-Avg.	PF-DQ	Ast	TO	Blk	Stl	Pts-Avg
2010-11	13-7	302-23.2	45-98	.459	12-29	.414	24-38	.632	14-20	34-2.6	25-0	10	11	0	2	126-9.7
ACC	1-0	16-16.0	3-8	.375	1-3	.333	0-0	.000	0-0	0-0.0	0-0	0	0	0	0	7-7.0
CAREER	13-7	302-23.2	45-98	.459	12-29	.414	24-38	.632	14-20	34-2.6	25-0	10	11	0	2	126-9.7
ACC	1-0	16-16.0	3-8	.375	1-3	.333	0-0	.000	0-0	0-0.0	0-0	0	0	0	0	7-7.0

JOE HARRIS

Freshman • Guard • 6-6 • 202 • Chelan, Wash. • Chelan

#12



2010-11 SEASON:

- Had 14 points vs. Radford
- Had 10 points at Virginia Tech
- Had 24 points (8-12 FG, 4-6 3FG) and five rebounds at #15 Minnesota
- Had nine points and four rebounds vs. Wichita State
- Had eight points vs. Oklahoma
- Had 19 points and seven rebounds vs. Washington
- Had 12 points (4-7 3FG) at Stanford in first career start
- Had eight points and two rebounds vs. USC Upstate
- Had two points, four rebounds and three assists vs. William & Mary in his collegiate debut
- Had 10 points and five rebounds in the exhibition game vs. Roanoke College

SINGLE GAME BESTS

POINTS

Season: 24 at Minnesota (11/29/10)
 Career: 24 at Minnesota (11/29/10)
 ACC: 10 at Virginia Tech (12/5/10)

REBOUNDS

Season: 7 vs. Washington (11/22/10)
 Career: 7 vs. Washington (11/22/10)
 ACC: 3 at Virginia Tech (12/5/10)

FG MADE

Season: 8 vs. Wash (11/22/10), at Minn (11/29/10)
 Career: 8 vs. Wash (11/22/10), at Minn (11/29/10)
 ACC: 3 at Virginia Tech (12/5/10)

FG ATTEMPTS

Season: 14 vs. Radford (12/7/10)
 Career: 14 vs. Radford (12/7/10)
 ACC: 7 at Virginia Tech (12/5/10)

3 PT FG MADE

Season: 4 at Stan (11/18/10), at Minn (11/29/10)
 Career: 4 at Stan (11/18/10), at Minn (11/29/10)
 ACC: 2 at Virginia Tech (12/5/10)

3 PT FG ATTEMPTS

Season: 10 vs. Radford (12/7/10)
 Career: 10 vs. Radford (12/7/10)
 ACC: 3 at Virginia Tech (12/5/10)

FT MADE

Season: 4 at Minnesota (11/29/10)
 Career: 4 at Minnesota (11/29/10)
 ACC: 2 at Virginia Tech (12/5/10)

FT ATTEMPTS

Season: 4 at Minnesota (11/29/10)
 Career: 4 at Minnesota (11/29/10)
 ACC: 3 at Virginia Tech (12/5/10)

ASSISTS

Season: 4 vs. Iowa State (12/30/10)
 Career: 4 vs. Iowa State (12/30/10)
 ACC: 2 at Virginia Tech (12/5/10)

TURNOVERS

Season: 3 on five occasions
 Career: 3 on five occasions
 ACC: 3 at Virginia Tech (12/5/10)

BLOCKS

Season: 1 on four occasions
 Career: 1 on four occasions
 ACC: 1 at Virginia Tech (12/5/10)

STEALS

Season: 2 vs. Radford (12/7/10)
 Career: 2 vs. Radford (12/7/10)
 ACC: 1 at Virginia Tech (12/5/10)

MINUTES

Season: 37 vs. Wichita State (11/24/10)
 Career: 37 vs. Wichita State (11/24/10)
 ACC: 35 at Virginia Tech (12/5/10)

2010-11 GAME-BY-GAME:

Opponent	GP-GS	FG-FGA	3FG-3FGA	FT-FTA	Off-Def	Total	A	TO	Blk	Stl	PF	Min	Pts
W&M	1-0	1-4	0-2	0-0	2-2	4	3	1	0	1	3	18	2
USC Upstate	2-0	3-6	1-4	1-1	0-2	2	1	1	0	1	1	22	8
at Stanford	3-1	4-7	4-7	0-0	0-1	1	0	3	0	0	3	20	12
vs. Washington	4-2	8-13	2-4	1-1	4-3	7	0	3	0	0	2	32	19
vs. Oklahoma	5-3	3-4	2-2	0-0	1-1	2	1	3	0	0	4	21	8
vs. Wichita St	6-4	4-10	1-3	0-0	1-3	4	1	1	0	1	2	37	9
at Minnesota	7-5	8-12	4-6	4-4	0-5	5	1	1	0	1	1	35	24
at Virginia Tech	8-6	3-7	2-3	2-3	2-1	3	2	3	1	1	1	35	10
Radford	9-7	5-14	3-10	1-2	1-1	2	0	2	1	2	1	30	14
Oregon	10-8	2-6	0-2	1-2	1-5	6	0	1	1	1	4	30	5
Norfolk St	11-9	1-4	1-3	0-0	0-0	0	1	0	0	0	3	22	3
Seattle	12-10	2-5	0-2	2-2	2-3	5	1	3	1	0	3	26	6
Iowa State	13-11	2-10	0-5	0-1	1-3	4	4	1	0	0	1	26	4

CAREER STATISTICS

Year	G-GS	Min-Avg.	FG-FGA	Pct.	3FG-3FGA	Pct.	FT-FTA	Pct.	Off-Def.	Reb-Avg.	PF-DQ	Ast	TO	Blk	Stl	Pts-Avg
2010-11	13-11	354-27.2	46-102	.451	20-53	.377	12-16	.750	15-30	45-3.5	29-0	15	23	4	8	124-9.5
ACC	1-1	35-35.0	3-7	.429	2-3	.667	2-3	.667	2-1	3-3.0	1-0	2	3	1	1	10-10.0
CAREER	13-11	354-27.2	46-102	.451	20-53	.377	12-16	.750	15-30	45-3.5	29-0	15	23	4	8	124-9.5
ACC	1-1	35-35.0	3-7	.429	2-3	.667	2-3	.667	2-1	3-3.0	1-0	2	3	1	1	10-10.0

AKIL MITCHELL

#25



Freshman • Forward • 6-8 • 221 • Charlotte, N.C. • Charlotte Christian School

2010-11 SEASON:

- Had five rebounds and two assists vs. Iowa State
- Had two assists vs. Seattle in first career start
- Had four points and six rebounds vs. Norfolk State
- Had two points and seven rebounds vs. Oregon
- Had two points at Virginia Tech
- Had four points and five rebounds vs. Washington
- Had four rebounds at Stanford
- Had three points and four rebounds vs. USC Upstate
- Had one rebound and one assist vs. William & Mary in his collegiate debut
- Had two points and five rebounds in the exhibition game vs. Roanoke College

SINGLE GAME BESTS

POINTS

Season: 4 vs. Wash (11/22/10), vs. NSU (12/20/10)
 Career: 4 vs. Wash (11/22/10), vs. NSU (12/20/10)
 ACC: 2 at Virginia Tech (12/5/10)

REBOUNDS

Season: 7 vs. Oregon (12/17/10)
 Career: 7 vs. Oregon (12/17/10)
 ACC: 1 at Virginia Tech (12/5/10)

FG MADE

Season: 2 vs. Wash (11/22/10), vs. NSU (12/20/10)
 Career: 2 vs. Wash (11/22/10), vs. NSU (12/20/10)
 ACC: 1 at Virginia Tech (12/5/10)

FG ATTEMPTS

Season: 5 vs. Norfolk State (12/20/10)
 Career: 5 vs. Norfolk State (12/20/10)
 ACC: 1 at Virginia Tech (12/5/10)

3 PT FG MADE

Season: --
 Career: --
 ACC: --

3 PT FG ATTEMPTS

Season: 1 vs. W&M (11/12/10), Iowa St (12/30/10)
 Career: 1 vs. W&M (11/12/10), Iowa St (12/30/10)
 ACC: --

FT MADE

Season: 1 vs. Upstate (11/15/10), Radford (12/7/10)
 Career: 1 vs. Upstate (11/15/10), Radford (12/7/10)
 ACC: --

FT ATTEMPTS

Season: 3 vs. Washington (11/22/10)
 Career: 3 vs. Washington (11/22/10)
 ACC: --

ASSISTS

Season: 2 vs. Seattle (12/22/10), Iowa St (12/30/10)
 Career: 2 vs. Seattle (12/22/10), Iowa St (12/30/10)
 ACC: --

TURNOVERS

Season: 2 at VT (12/5/10), vs. NSU (12/20/10)
 Career: 2 at VT (12/5/10), vs. NSU (12/20/10)
 ACC: 2 at Virginia Tech (12/5/10)

BLOCKS

Season: 1 vs. Wash (11/22/10), Seattle (12/22/10)
 Career: 1 vs. Wash (11/22/10), Seattle (12/22/10)
 ACC: --

STEALS

Season: 1 on four occasions
 Career: 1 on four occasions
 ACC: --

MINUTES

Season: 26 vs. Oregon (12/17/10)
 Career: 26 vs. Oregon (12/17/10)
 ACC: 14 at Virginia Tech (12/5/10)

2010-11 GAME-BY-GAME:


Opponent	GP-GS	FG-FGA	3FG-3FGA	FT-FTA	Off-Def	Total	A	TO	Blk	Stl	PF	Min	Pts
W&M	1-0	0-2	0-1	0-0	0-1	1	1	0	0	0	0	5	0
USC Upstate	2-0	1-3	0-0	1-2	0-4	4	0	0	0	1	0	11	3
at Stanford	3-0	0-0	0-0	0-0	0-4	4	0	0	0	0	2	9	0
vs. Washington	4-0	2-4	0-0	0-3	2-3	5	1	0	1	0	3	15	4
vs. Oklahoma	DNP												
vs. Wichita St	5-0	0-1	0-0	0-0	0-0	0	0	1	0	0	0	2	0
at Minnesota	DNP												
at Virginia Tech	6-0	1-1	0-0	0-0	1-0	1	0	2	0	0	2	14	2
Radford	7-0	0-3	0-0	1-2	1-2	3	0	0	0	0	1	7	1
Oregon	8-0	1-3	0-0	0-0	2-5	7	0	1	0	1	4	26	2
Norfolk St	9-0	2-5	0-0	0-0	2-4	6	1	2	0	1	3	17	4
Seattle	10-1	0-0	0-0	0-0	0-1	1	2	0	1	0	0	13	0
Iowa State	11-1	0-3	0-1	0-0	1-4	5	2	1	0	1	1	12	0

CAREER STATISTICS

Year	G-GS	Min-Avg.	FG-FGA	Pct.	3FG-3FGA	Pct.	FT-FTA	Pct.	Off-Def.	Reb-Avg.	PF-DQ	Ast	TO	Blk	Stl	Pts-Avg
2010-11	11-1	131-11.9	7-25	.280	0-2	.000	2-7	.286	9-28	37-3.4	16-0	7	7	2	4	16-1.5
ACC	1-0	14-14.0	1-1	1.000	0-0	.000	0-0	.000	1-0	1-1.0	2-0	0	2	0	0	2-2.0
CAREER	11-1	131-11.9	7-25	.280	0-2	.000	2-7	.286	9-28	37-3.4	16-0	7	7	2	4	16-1.5
ACC	1-0	14-14.0	1-1	1.000	0-0	.000	0-0	.000	1-0	1-1.0	2-0	0	2	0	0	2-2.0

WILL REGAN

#4



Freshman • Forward • 6-8 • 222 • Williamsville, N.Y. • The Nichols School

2010-11 SEASON:

- Had seven points and two rebounds vs. Iowa State
- Had two points and two rebounds vs. Norfolk State
- Had two blocks vs. Oregon
- Had two points and two rebounds vs. Oklahoma
- Had one point and three rebounds vs. Washington
- Had two points, one rebound and his first career block at Stanford
- Had three points (1-1 3FG) vs. William & Mary in his collegiate debut
- Had six points and three rebounds in the exhibition game vs. Roanoke College

SINGLE GAME BESTS

POINTS

Season: 7 vs. Iowa State (12/30/10)
 Career: 7 vs. Iowa State (12/30/10)
 ACC: --

REBOUNDS

Season: 3 vs. Washington (11/22/10)
 Career: 3 vs. Washington (11/22/10)
 ACC: --

FG MADE

Season: 3 vs. Iowa State (12/30/10)
 Career: 3 vs. Iowa State (12/30/10)
 ACC: --

FG ATTEMPTS

Season: 4 vs. Iowa State (12/30/10)
 Career: 4 vs. Iowa State (12/30/10)
 ACC: 2 at Virginia Tech (12/5/10)

3 PT FG MADE

Season: 1 vs. W&M (11/12/10)
 Career: 1 vs. W&M (11/12/10)
 ACC: --

3 PT FG ATTEMPTS

Season: 1 on three occasions
 Career: 1 on three occasions
 ACC: 1 at Virginia Tech (12/5/10)

FT MADE

Season: 1 vs. Wash (11/22/10), Iowa St (12/30/10)
 Career: 1 vs. Wash (11/22/10), Iowa St (12/30/10)
 ACC: --

FT ATTEMPTS

Season: 2 vs. Wash (11/22/10), Iowa St (12/30/10)
 Career: 2 vs. Wash (11/22/10), Iowa St (12/30/10)
 ACC: --

ASSISTS

Season: --
 Career: --
 ACC: --

TURNOVERS

Season: 1 vs. Okla (11/23/10), vs. NSU (12/20/10)
 Career: 1 vs. Okla (11/23/10), vs. NSU (12/20/10)
 ACC: --

BLOCKS

Season: 2 vs. Oregon (12/17/10)
 Career: 2 vs. Oregon (12/17/10)
 ACC: --

STEALS

Season: 1 vs. Washington (11/22/10)
 Career: 1 vs. Washington (11/22/10)
 ACC: --

MINUTES

Season: 18 vs. Iowa State (12/30/10)
 Career: 18 vs. Iowa State (12/30/10)
 ACC: 8 at Virginia Tech (12/5/10)

2010-11 GAME-BY-GAME:

Opponent	GP-GS	FG-FGA	3FG-3FGA	FT-FTA	Off-Def	Total	A	TO	Blk	Stl	PF	Min	Pts
W&M	1-0	1-1	1-1	0-0	0-0	0	0	0	0	0	0	6	3
USC Upstate	DNP												
at Stanford	2-0	1-1	0-0	0-0	0-1	1	0	0	1	0	1	6	2
vs. Washington	3-0	0-2	0-0	1-2	1-2	3	0	0	0	1	0	11	1
vs. Oklahoma	4-0	1-1	0-0	0-0	0-2	2	0	1	0	0	0	6	2
vs. Wichita St	5-0	0-0	0-0	0-0	0-0	0	0	0	0	0	1	3	0
at Minnesota	6-0	0-0	0-0	0-0	0-0	0	0	0	0	0	2	1	0
at Virginia Tech	7-0	0-2	0-1	0-0	0-0	0	0	0	0	0	1	8	0
Radford	8-0	0-0	0-0	0-0	0-0	0	0	0	0	0	0	6	0
Oregon	9-0	0-0	0-0	0-0	0-0	0	0	0	2	0	1	9	0
Norfolk St	10-0	1-2	0-0	0-0	1-1	2	0	1	0	0	1	10	2
Seattle	11-0	0-2	0-1	0-0	1-1	2	0	0	0	0	0	2	0
Iowa State	12-0	3-4	0-0	1-2	1-1	2	0	0	0	0	1	18	7

CAREER STATISTICS

Year	G-GS	Min-Avg.	FG-FGA	Pct.	3FG-3FGA	Pct.	FT-FTA	Pct.	Off-Def.	Reb-Avg.	PF-DQ	Ast	TO	Blk	Stl	Pts-Avg
2010-11	12-0	86-7.2	7-15	.467	1-3	.333	2-4	.500	4-8	12-1.0	8-0	0	2	3	1	17-1.4
ACC	1-0	8-8.0	0-2	.000	0-1	.000	0-0	.000	0-0	0-0.0	1-0	0	0	0	0	0-0.0
CAREER	12-0	86-7.2	7-15	.467	1-3	.333	2-4	.500	4-8	12-1.0	8-0	0	2	3	1	17-1.4
ACC	1-0	8-8.0	0-2	.000	0-1	.000	0-0	.000	0-0	0-0.0	1-0	0	0	0	0	0-0.0

MIKE SCOTT

#23



Senior • Forward • 6-8 • 242 • Chesapeake, Va. • Hargrave Military Academy

2010-11 SEASON:

- Missed three of the last four games after having arthroscopic surgery to remove loose pieces of cartilage in his left ankle on Dec. 16
- Tri-Captain
- ACC Player of the Week (Dec. 6)
- Became the first Cavalier to post five consecutive double-doubles since Ralph Sampson in 1983
- Had 10 pts and 13 rebs vs. Radford for his 24th career double-double (sixth this season)
- Had 21 pts and 13 rebs at Virginia Tech
- Had 17 pts and 12 rebs at #15 Minnesota
- Had 16 pts and 10 rebs vs. Wichita State
- Scored a career-high 27 points and had 15 rebounds vs. Oklahoma
- Had 11 points vs. Washington
- Had 19 points and 12 rebounds vs. USC Upstate
- Had 18 points and nine rebounds vs. William & Mary
- Had a career-high 20 consecutive made free throw streak from 11/12-11/23
- Won the EA SPORTS video game championship at the Maui Invitational, defeating UConn's Kemba Walker in the final

SINGLE GAME BESTS

POINTS

Season: 27 vs. Oklahoma (11/23/10)
 Career: 27 vs. Oklahoma (11/23/10)
 ACC: 21 vs. VT (1/28/10), at VT (12/5/10)

REBOUNDS

Season: 15 vs. Oklahoma (11/23/10)
 Career: 18 vs. VMI (11/16/08)
 ACC: 13 at VT (2/13/10), at VT (12/5/10)

FG MADE

Season: 9 at Virginia Tech (12/5/10)
 Career: 11 vs. VMI (11/16/08)
 ACC: 9 at Virginia Tech (12/5/10)

FG ATTEMPTS

Season: 15 vs. Okla (11/23/10), at Minn (11/29/10)
 Career: 16 vs. VT (1/28/10), at VT (2/13/10)
 ACC: 16 vs. VT (1/28/10), at VT (2/13/10)

3 PT FG MADE

Season: 1 at Virginia Tech (12/5/10)
 Career: 2 vs. Georgia Tech (3/13/08)
 ACC: 2 vs. Georgia Tech (3/13/08)

3 PT FG ATTEMPTS

Season: 1 at Virginia Tech (12/5/10)
 Career: 2 on three occasions
 ACC: 2 on three occasions

FT MADE

Season: 13 vs. Oklahoma (11/23/10)
 Career: 13 vs. Oklahoma (11/23/10)
 ACC: 10 at Maryland (1/20/09)

FT ATTEMPTS

Season: 15 vs. Oklahoma (11/23/10)
 Career: 15 vs. Oklahoma (11/23/10)
 ACC: 10 at Maryland (1/20/09)

ASSISTS

Season: 3 vs. Wich St (11/24/10), at Minn (11/29/10)
 Career: 4 at Syracuse (11/28/08)
 ACC: 3 on three occasions

TURNOVERS

Season: 6 vs. Radford (12/7/10)
 Career: 6 vs. Radford (12/7/10)
 ACC: 4 vs. Maryland (3/7/09)

BLOCKS

Season: 2 vs. Rad (12/7/10), Seattle (12/22/10)
 Career: 3 vs. Duke (3/5/08), vs. Richmond (3/18/08)
 ACC: 3 vs. Duke (3/5/08)

STEALS

Season: 1 on three occasions
 Career: 3 on four occasions
 ACC: 3 vs. FSU (1/24/09), vs. Clemson (2/15/09)

MINUTES

Season: 38 at Minn (11/29/10), at VT (12/5/10)
 Career: 40 vs. Clemson (2/15/09), vs. VT (1/28/10)
 ACC: 40 vs. Clemson (2/15/09), vs. VT (1/28/10)

2010-11 GAME-BY-GAME:

Opponent	GP-GS	FG-FGA	3FG-3FGA	FT-FTA	Off-Def	Total	A	TO	Blk	Stl	PF	Min	Pts
W&M	1-1	7-13	0-0	4-6	2-7	9	0	3	1	1	2	32	18
USC Upstate	2-2	6-9	0-0	7-7	6-6	12	2	4	0	0	1	32	19
at Stanford	3-3	2-5	0-0	4-4	1-5	6	2	3	1	1	1	34	8
vs. Washington	4-4	5-12	0-0	1-1	1-3	4	0	1	0	0	3	28	11
vs. Oklahoma	5-5	7-15	0-0	13-15	7-8	15	2	0	0	0	3	34	27
vs. Wichita St	6-6	7-13	0-0	2-2	3-7	10	3	0	0	0	1	34	16
at Minnesota	7-7	6-15	0-0	5-6	3-9	12	3	2	0	0	3	38	17
at Virginia Tech	8-8	9-14	1-1	2-3	4-9	13	2	1	1	0	0	38	21
Radford	9-9	1-7	0-0	8-8	7-6	13	1	6	2	0	1	36	10
Oregon	DNP												
Norfolk St	DNP												
Seattle	10-9	3-7	0-0	6-7	4-4	8	1	4	2	1	1	31	12
Iowa State	DNP												

CAREER STATISTICS

Year	G-GS	Min-Avg.	FG-FGA	Pct.	3FG-3FGA	Pct.	FT-FTA	Pct.	Off-Def.	Reb-Avg.	PF-DQ	Ast	TO	Blk	Stl	Pts-Avg
2007-08	32-21	579-18.1	63-143	.441	4-10	.400	52-74	.703	67-101	168-5.3	69-1	15	25	12	20	182-5.7
ACC	16-14	310-19.4	30-77	.390	1-4	.250	20-33	.606	30-50	80-5.0	39-1	6	15	5	8	81-5.1
2008-09	28-19	774-27.6	111-204	.544	2-6	.333	63-85	.741	95-113	208-7.4	68-2	21	49	9	24	287-10.3
ACC	16-7	431-26.9	59-110	.536	2-2	1.000	39-52	.750	45-50	95-5.9	41-1	11	30	5	14	159-9.9
2009-10	28-25	768-27.4	143-283	.505	3-7	.429	46-64	.719	64-137	201-7.2	54-1	35	46	8	17	335-12.0
ACC	16-15	417-26.1	73-161	.453	3-6	.500	25-30	.833	33-62	95-5.9	26-0	18	27	4	11	174-10.9
2010-11	10-9	337-33.7	53-110	.482	1-1	1.000	52-59	.881	38-64	102-10.2	16-0	16	24	7	3	159-15.9
ACC	1-1	38-38.0	9-14	.643	1-1	1.000	2-3	.667	4-9	13-13.0	0-0	2	1	1	0	21-21.0
CAREER	98-74	2458-25.1	370-740	.500	10-24	.417	213-282	.755	264-415	679-6.9	207-4	87	144	36	64	963-9.8
ACC	49-37	1196-24.4	171-362	.472	7-13	.538	86-118	.729	112-171	283-5.8	106-2	37	73	15	33	435-8.9

ASSANE SENE

#5



Junior • Center • 7-0 • 239 • Saint-Louis, Senegal • South Kent (Conn.)

2010-11 SEASON:

- Had seven points and three rebounds vs. Iowa State
- Had two points (game-winning tip-in), 12 rebounds and three blocks vs. Norfolk State
- Had seven rebounds and three blocks vs. Radford
- Had four points, three rebounds and two blocks at Virginia Tech
- Had seven points (7-8 FT) and six rebounds at #15 Minnesota
- Had two points and two rebounds vs. Wichita State
- Had four points vs. Oklahoma
- Had two points vs. USC Upstate
- Had two points and two rebounds vs. William & Mary
- Had eight points, five rebounds and three blocks in the exhibition vs. Roanoke College

SINGLE GAME BESTS

POINTS

Season: 7 at Minn (11/29/10), vs. Iowa St (12/30/10)
 Career: 8 vs. ORU (11/21/09), vs. Hampton (12/23/09)
 ACC: 6 at Virginia Tech (1/10/09)

REBOUNDS

Season: 12 vs. Norfolk State (12/20/10)
 Career: 13 vs. Boston College (2/4/09)
 ACC: 13 vs. Boston College (2/4/09)

FG MADE

Season: 3 vs. Iowa State (12/30/10)
 Career: 3 on six occasions
 ACC: 3 at Virginia Tech (1/10/09)

FG ATTEMPTS

Season: 6 vs. Iowa State (12/30/10)
 Career: 8 vs. Xavier (1/3/09)
 ACC: 6 vs. Boston College (2/4/09)

3 PT FG MADE

Season: --
 Career: --
 ACC: --

3 PT FG ATTEMPTS

Season: --
 Career: --
 ACC: --

FT MADE

Season: 7 at Minnesota (11/29/10)
 Career: 7 at Minnesota (11/29/10)
 ACC: 2 vs. GT (1/13/10), at Md. (2/15/10)

FT ATTEMPTS

Season: 8 at Minnesota (11/29/10)
 Career: 8 at Minnesota (11/29/10)
 ACC: 3 at Duke (2/1/09)

ASSISTS

Season: --
 Career: 2 vs. Auburn (12/20/08)
 ACC: 1 at Md (2/15/10), vs. Duke (2/28/10)

TURNOVERS

Season: 3 at Virginia Tech (12/5/10)
 Career: 3 at Virginia Tech (12/5/10)
 ACC: 3 at Virginia Tech (12/5/10)

BLOCKS

Season: 3 vs. Radford (12/7/10), NSU (12/20/10)
 Career: 5 vs. Hampton (12/23/09)
 ACC: 4 at Virginia Tech (1/10/09)

STEALS

Season: 1 on three occasions
 Career: 1 on seven occasions
 ACC: 1 on three occasions

MINUTES

Season: 31 vs. Radford (12/7/10)
 Career: 33 vs. Xavier (1/3/09)
 ACC: 28 vs. Boston College (2/4/09)

2010-11 GAME-BY-GAME:


Opponent	GP-GS	FG-FGA	3FG-3FGA	FT-FTA	Off-Def	Total	A	TO	Blk	Stl	PF	Min	Pts
W&M	1-1	1-1	0-0	0-0	0-2	2	0	0	0	0	1	11	2
USC Upstate	2-2	1-2	0-0	0-0	0-0	0	0	2	0	0	3	13	2
at Stanford	3-3	0-1	0-0	0-0	1-1	2	0	0	0	0	4	14	0
vs. Washington	4-3	0-1	0-0	1-2	0-0	0	0	1	1	0	2	6	1
vs. Oklahoma	5-3	1-1	0-0	2-3	1-0	1	0	0	1	1	4	13	4
vs. Wichita St	6-3	0-2	0-0	2-2	2-0	2	0	0	0	0	2	8	2
at Minnesota	7-3	0-1	0-0	7-8	4-2	6	0	2	1	0	3	20	7
at Virginia Tech	8-4	2-3	0-0	0-0	1-2	3	0	3	2	1	3	16	4
Radford	9-5	0-4	0-0	0-2	1-6	7	0	0	3	1	2	31	0
Oregon	10-6	0-1	0-0	0-0	1-3	4	0	1	1	0	4	15	0
Norfolk St	11-7	1-5	0-0	0-1	3-9	12	0	1	3	0	3	30	2
Seattle	12-8	0-1	0-0	0-0	1-2	3	0	0	0	0	1	19	0
Iowa State	13-9	3-6	0-0	1-1	2-1	3	0	0	0	0	2	19	7

CAREER STATISTICS

Year	G-GS	Min-Avg.	FG-FGA	Pct.	3FG-3FGA	Pct.	FT-FTA	Pct.	Off-Def.	Reb-Avg.	PF-DQ	Ast	TO	Blk	Stl	Pts-Avg
2008-09	22-16	381-17.3	25-65	.385	0-0	.000	6-21	.286	36-65	101-4.6	61-2	6	18	35	0	56-2.5
ACC	14-12	245-17.5	15-42	.357	0-0	.000	1-8	.125	24-36	60-4.3	35-1	0	12	20	0	31-2.2
2009-10	25-5	316-12.6	14-42	.333	0-0	.000	11-18	.611	27-63	90-3.6	50-1	4	13	19	4	39-1.6
ACC	14-2	176-12.6	4-15	.267	0-0	.000	4-5	.800	13-33	46-3.3	32-0	2	9	5	2	12-0.9
2010-11	13-9	215-16.5	9-29	.310	0-0	.000	13-19	.684	17-28	45-3.5	34-0	0	10	12	3	31-2.4
ACC	1-1	16-16.0	2-3	.667	0-0	.000	0-0	.000	1-2	3-3.0	3-0	0	3	2	1	4-4.0
CAREER	60-30	912-15.2	48-136	.353	0-0	.000	30-58	.517	80-156	236-3.9	145-3	10	41	66	7	126-2.1
ACC	29-15	437-15.1	21-60	.350	0-0	.000	5-13	.385	38-71	109-3.8	70-1	2	24	27	3	47-1.6

WILL SHERRILL

#22



Senior • Forward • 6-9 • 226 • New York, N.Y. • Phillips Academy Andover

2010-11 SEASON:

- Tri-Captain
- Had four points and a career-high nine rebounds vs. Iowa State
- Suffered a fractured fibula in his right leg at Minnesota and missed five games
- Had six points (2-2 3FG), a career-high three assists and tied a career high with three steals at #15 Minnesota
- Had 11 points (his third career double figure game) and five rebounds vs. Wichita State in a career-high 33 minutes
- Had 11 points and five rebounds vs. Oklahoma
- Had three points and two rebounds vs Washington in first start of the season
- Had eight points and five rebounds at Stanford
- Had two points vs. USC Upstate
- Had three points and six rebounds vs. William & Mary

SINGLE GAME BESTS

POINTS

Season: 11 vs. Okla (11/23/10), Wichita St (11/24/10)
 Career: 18 vs. Cleveland State (11/25/09)
 ACC: 9 vs. Maryland (3/6/10)

REBOUNDS

Season: 9 vs. Iowa State (12/30/10)
 Career: 9 vs. Iowa State (12/30/10)
 ACC: 5 vs. NC State (2/3/10)

FG MADE

Season: 4 vs. Okla (11/23/10), Wichita St (11/24/10)
 Career: 7 vs. Cleveland State (11/25/09)
 ACC: 4 vs. Maryland (3/6/10)

FG ATTEMPTS

Season: 10 vs. Oklahoma (11/23/10)
 Career: 10 vs. Oklahoma (11/23/10)
 ACC: 9 at Wake Forest (1/23/10)

3 PT FG MADE

Season: 3 vs. Okla (11/23/10), Wichita St (11/24/10)
 Career: 4 vs. Cleveland State (11/25/09)
 ACC: 1 on five occasions

3 PT FG ATTEMPTS

Season: 9 vs. Oklahoma (11/23/10)
 Career: 9 vs. Oklahoma (11/23/10)
 ACC: 5 at Wake Forest (1/23/10)

FT MADE

Season: --
 Career: 2 at USF (11/16/09)
 ACC: 1 at Clemson (3/3/09)

FT ATTEMPTS

Season: --
 Career: 2 on five occasions
 ACC: 2 at Clemson (3/3/09), vs. GT (1/13/10)

ASSISTS

Season: 3 at Minnesota (11/29/10)
 Career: 3 at Minnesota (11/29/10)
 ACC: 2 vs. Duke (2/28/10)

TURNOVERS

Season: 2 at Stanford (11/18/10)
 Career: 3 vs. Florida State (2/17/10)
 ACC: 3 vs. Florida State (2/17/10)

BLOCKS

Season: 1 vs. Wichita State (11/24/10)
 Career: 1 on five occasions
 ACC: 1 at NCSU (1/9/10), vs. FSU (2/17/10)

STEALS

Season: 3 at Minnesota (11/29/10)
 Career: 3 vs. Cleve St (11/25/09), at Minn (11/29/10)
 ACC: 2 on three occasions

MINUTES

Season: 33 vs. Wichita State (11/24/10)
 Career: 33 vs. Wichita State (11/24/10)
 ACC: 25 vs. Wake Forest (2/6/10)

2010-11 GAME-BY-GAME:

Opponent	GP-GS	FG-FGA	3FG-3FGA	FT-FTA	Off-Def	Total	A	TO	Blk	Stl	PF	Min	Pts
W&M	1-0	1-2	1-2	0-0	1-5	6	1	0	0	0	4	20	3
USC Upstate	2-0	1-5	0-2	0-0	0-1	1	1	0	0	0	0	24	2
at Stanford	3-0	3-4	2-2	0-0	1-4	5	0	2	0	0	2	15	8
vs. Washington	4-1	1-2	1-1	0-0	0-2	2	0	1	0	1	2	15	3
vs. Oklahoma	5-2	4-10	3-9	0-0	0-5	5	2	1	0	2	1	27	11
vs. Wichita St	6-3	4-5	3-4	0-0	1-4	5	0	1	1	1	3	33	11
at Minnesota	7-4	2-4	2-2	0-0	0-0	0	3	1	0	3	1	21	6
at Virginia Tech	DNP												
Radford	DNP												
Oregon	DNP												
Norfolk St	DNP												
Seattle	DNP												
Iowa State	8-5	2-6	0-3	0-0	5-4	9	0	0	0	0	3	23	4

CAREER STATISTICS

Year	G-GS	Min-Avg.	FG-FGA	Pct.	3FG-3FGA	Pct.	FT-FTA	Pct.	Off-Def.	Reb-Avg.	PF-DQ	Ast	TO	Blk	Stl	Pts-Avg
2007-08	7-0	12-1.7	3-3	1.000	1-1	1.000	0-0	.000	1-2	3-0.4	3-0	1	0	0	1	7-1.0
ACC	1-0	1-1.0	0-0	.000	0-0	.000	0-0	.000	0-0	0-0.0	0-0	0	0	0	0	0-0.0
2008-09	10-0	19-1.9	0-3	.000	0-1	.000	1-2	.500	2-1	3-0.3	2-0	1	2	0	0	1-0.1
ACC	5-0	5-1.0	0-1	.000	0-1	.000	1-2	.500	0-0	0-0.0	1-0	0	0	0	0	1-0.2
2009-10	30-7	462-15.4	35-93	.376	15-53	.283	4-8	.500	38-52	90-3.0	61-1	15	19	4	16	89-3.0
ACC	16-1	232-14.5	16-50	.320	5-28	.179	0-2	.000	21-23	44-2.8	36-1	5	12	2	9	37-2.3
2010-11	8-5	178-22.3	18-38	.474	12-25	.480	0-0	.000	8-25	33-4.1	16-0	7	6	1	7	48-6.0
ACC	--	--	--	--	--	--	--	--	--	--	--	--	--	--	--	--
CAREER	55-12	671-12.2	56-137	.409	28-80	.350	5-10	.500	49-80	129-2.3	82-1	24	27	5	24	145-2.6
ACC	22-1	238-10.8	16-51	.314	5-29	.172	1-4	.250	21-23	44-2.0	37-1	5	12	2	9	38-1.7

SAMMY ZEGLINSKI

#13



Junior • Guard • 6-1 • 185 • Philadelphia, Pa. • The William Penn Charter School

2010-11 SEASON:

- Had nine points, two assists and three steals vs. Seattle in his first start of the season
- Had six points and two assists vs. Norfolk State
- Had 12 points, four rebounds, four assists and two steals vs. Oregon
- Had two assists and two steals vs. Radford
- Had three assists at Virginia Tech in his season debut
- Had an operation on Oct. 19 involving cartilage work on his left knee and missed the first seven games of the season

SINGLE GAME BESTS

POINTS

Season: 12 vs. Oregon (12/17/10)
 Career: 24 vs. Liberty (11/25/08)
 ACC: 19 at North Carolina (1/31/10)

REBOUNDS

Season: 5 vs. Iowa State (12/30/10)
 Career: 8 on three occasions
 ACC: 8 at NCSU (1/9/10), at Clemson (2/20/10)

FG MADE

Season: 4 vs. Oregon (12/17/10)
 Career: 8 vs. Liberty (11/25/08), vs. BC (3/11/10)
 ACC: 6 vs. Clemson (2/15/09)

FG ATTEMPTS

Season: 11 vs. Seattle (12/22/10)
 Career: 15 vs. Boston College (3/11/10)
 ACC: 12 vs. NCSU (2/3/10), at Clem (2/20/10)

3 PT FG MADE

Season: 3 vs. Oregon (12/17/10)
 Career: 6 vs. Liberty (11/25/08)
 ACC: 5 at North Carolina (1/31/10)

3 PT FG ATTEMPTS

Season: 9 vs. Norfolk State (12/20/10)
 Career: 10 vs. Liberty (11/25/08), vs. BC (3/11/10)
 ACC: 9 at Georgia Tech (12/28/08)

FT MADE

Season: 2 vs. Seattle (12/22/10)
 Career: 4 on four occasions
 ACC: 4 on three occasions

FT ATTEMPTS

Season: 3 vs. Seattle (12/22/10)
 Career: 8 vs. Florida State (1/24/09)
 ACC: 8 vs. Florida State (1/24/09)

ASSISTS

Season: 4 vs. Oregon (12/17/10)
 Career: 8 at Virginia Tech (1/10/09)
 ACC: 8 at Virginia Tech (1/10/09)

TURNOVERS

Season: 3 vs. Iowa State (12/30/10)
 Career: 6 vs. Clemson (2/15/09)
 ACC: 6 vs. Clemson (2/15/09)

BLOCKS

Season: --
 Career: 2 vs. NJIT (12/21/09), vs. VT (1/28/10)
 ACC: 2 vs. Virginia Tech (1/28/10)

STEALS

Season: 3 vs. Seattle (12/22/10)
 Career: 5 vs. Florida State (1/24/09)
 ACC: 5 vs. Florida State (1/24/09)

MINUTES

Season: 25 vs. Norfolk State (12/20/10)
 Career: 40 vs. Virginia Tech (1/28/10)
 ACC: 40 vs. Virginia Tech (1/28/10)

2010-11 GAME-BY-GAME:

Opponent	GP-GS	FG-FGA	3FG-3FGA	FT-FTA	Off-Def	Total	A	TO	Blk	Stl	PF	Min	Pts
W&M	DNP												
USC Upstate	DNP												
at Stanford	DNP												
vs. Washington	DNP												
vs. Oklahoma	DNP												
vs. Wichita St	DNP												
at Minnesota	DNP												
at Virginia Tech	1-0	0-3	0-2	0-0	0-0	0	3	0	0	1	0	15	0
Radford	2-0	0-3	0-3	0-0	0-0	0	2	0	0	2	2	12	0
Oregon	3-0	4-7	3-5	1-2	0-4	4	4	0	0	2	0	22	12
Norfolk St	4-0	2-9	2-9	0-1	0-2	2	2	2	0	0	0	25	6
Seattle	5-1	3-11	1-7	2-3	0-4	4	2	0	0	3	3	22	9
Iowa State	6-1	1-3	1-3	0-0	2-3	5	0	3	0	0	1	13	3

CAREER STATISTICS

Year	G-GS	Min-Avg.	FG-FGA	Pct.	3FG-3FGA	Pct.	FT-FTA	Pct.	Off-Def.	Reb-Avg.	PF-DQ	Ast	TO	Blk	Stl	Pts-Avg
2007-08	8-0	62-7.8	3-12	.250	1-7	.143	0-2	.000	3-6	9-1.1	8-0	15	9	1	3	7-0.9
ACC	--	--														
2008-09	28-15	669-23.9	82-213	.385	33-105	.314	20-35	.571	9-57	66-2.4	68-2	84	70	2	36	217-7.8
ACC	16-7	362-22.6	32-101	.317	12-56	.214	6-16	.375	6-27	33-2.1	33-0	44	37	0	18	82-5.1
2009-10	31-29	899-29.0	94-252	.373	61-162	.377	27-34	.794	12-107	119-3.8	63-0	80	57	8	38	276-8.9
ACC	16-14	461-28.8	38-128	.297	24-83	.289	15-18	.833	6-61	67-4.2	30-0	41	23	3	14	115-7.2
2010-11	6-1	109-18.2	10-36	.278	7-29	.241	3-6	.500	2-13	15-2.5	6-0	13	5	0	8	30-5.0
ACC	1-0	15-15.0	0-3	.000	0-2	.000	0-0	.000	0-0	0-0.0	0-0	3	0	0	1	0-0.0
CAREER	73-45	1739-23.8	189-513	.368	102-303	.337	50-77	.649	26-183	209-2.9	145-2	192	141	11	85	530-7.3
ACC	33-21	838-25.4	70-232	.302	36-141	.255	21-34	.618	12-88	100-3.0	63-0	88	60	3	33	197-6.0

2010-11 VIRGINIA MEN'S BASKETBALL GAME NOTES

VIRGINIA 74 November 23, 2010
OKLAHOMA 56 Lahaina Civic Center • Lahaina, Hawaii

OKLAHOMA (3-2)

Player	FG	3FG	FT	O-D	Reb	PF	Pts	A	TO	Blk	Stl	Min
Fitzgerald (F)	3-4	0-0	3-3	1-2	3	4	9	0	2	0	0	19
Thompson (F)	0-3	0-0	0-0	0-0	0	0	0	0	2	0	0	9
Pledger (G)	2-7	1-4	0-0	1-0	1	2	5	1	0	0	0	26
Clark (G)	0-2	0-1	0-2	0-2	2	1	0	0	3	1	0	26
Davis (G)	6-12	3-7	0-1	1-4	5	2	15	2	1	1	2	33
Washington	2-6	0-0	0-0	1-4	5	2	4	0	0	3	0	18
Newell	1-3	0-1	0-0	0-3	3	1	2	3	1	0	0	10
Blair	2-2	0-0	0-0	0-2	2	2	4	2	4	0	1	25
Neal	4-6	2-4	6-6	1-5	6	2	16	1	3	0	0	24
Honore	0-0	0-0	1-2	0-3	3	2	1	0	1	0	0	10
				0-0	0							
TOTALS	20-45	6-17	10-14	5-25	30	18	56	9	17	5	3	200
	.444	.353	.714									

VIRGINIA (3-2)

Player	FG	3FG	FT	O-D	Reb	PF	Pts	A	TO	Blk	Stl	Min
Sherrill (F)	4-10	3-9	0-0	0-5	5	1	11	2	1	0	2	27
Scott (F)	7-15	0-0	13-15	7-8	15	3	27	2	0	0	0	34
Evans (G)	2-3	0-0	1-2	0-5	5	1	5	6	0	0	3	27
Harris (G)	3-4	2-2	0-0	1-1	2	4	8	1	3	0	0	21
Harrell (G)	0-5	0-2	0-0	0-0	0	1	0	0	1	0	0	23
Farrakhan	5-7	0-0	0-3	0-0	0	2	10	3	2	0	2	33
Regan	1-1	0-0	0-0	0-2	2	0	2	0	1	0	0	6
Sene	1-1	0-0	2-3	1-0	1	4	4	0	0	1	1	13
Baron	2-6	2-5	1-4	0-1	1	0	7	0	1	0	0	16
				0-1	1							
TOTALS	25-52	7-18	17-27	9-23	32	16	74	14	9	1	8	200
	.481	.389	.630									

OKLAHOMA	25	31	56
VIRGINIA	40	34	74

Officials: Jeff Nichols, Chris Rastatter, Ken Ditty
 Technicals: Oklahoma coach Jeff Capel
 Attendance: 2,400

VIRGINIA 87 November 29, 2010
#15 MINNESOTA 79 Williams Arena • Minneapolis, Minn.

VIRGINIA (4-3)

Player	FG	3FG	FT	O-D	Reb	PF	Pts	A	TO	Blk	Stl	Min
Sherrill (F)	2-4	2-2	0-0	0-0	0	1	6	3	1	0	3	21
Scott (F)	6-15	0-0	5-6	3-9	12	3	17	3	2	0	0	38
Evans (G)	1-2	0-0	1-2	0-1	1	4	3	5	3	0	1	28
Harris (G)	8-12	4-6	4-4	0-5	5	1	24	1	1	0	1	35
Harrell (G)	1-5	0-0	5-6	1-1	2	2	7	2	0	0	0	16
Farrakhan	8-14	4-5	3-4	2-3	5	1	23	4	0	0	0	34
Regan	0-0	0-0	0-0	0-0	0	2	0	0	0	0	0	1
Sene	0-1	0-0	7-8	4-2	6	3	7	0	2	1	0	20
Baron	0-2	0-0	0-0	0-1	1	1	0	1	2	0	0	7
				1-3	4							
TOTALS	26-55	10-13	25-30	11-25	36	18	87	19	11	1	5	200
	.473	.769	.833									

MINNESOTA (6-1)

Player	FG	3FG	FT	O-D	Reb	PF	Pts	A	TO	Blk	Stl	Min
Mbakwe (F)	6-10	0-0	6-8	5-6	11	5	18	1	1	5	1	29
Sampson (F)	1-2	0-0	0-0	0-4	4	4	2	0	1	1	0	21
Ahanmisi (G)	1-2	0-0	0-0	0-0	0	0	2	3	1	0	0	16
Hollins (G)	2-3	0-0	2-2	0-0	0	3	6	1	2	0	3	26
Hoffarber (G)	7-14	5-11	0-1	1-4	5	0	19	5	1	0	2	34
Walker	1-1	0-0	0-0	1-1	2	1	2	0	0	0	0	6
Armelin	3-7	1-3	0-2	0-0	0	5	7	1	1	0	0	13
Williams	1-1	0-0	0-0	0-3	3	0	2	0	2	0	1	7
Joseph	5-12	3-8	3-5	0-1	1	1	16	2	0	0	0	24
Iverson	2-6	0-0	1-2	2-2	4	3	5	2	2	1	0	24
				1-0	1							
TOTALS	29-58	9-22	12-20	10-21	31	22	79	15	11	7	7	200
	.500	.409	.600									

VIRGINIA	29	58	87
MINNESOTA	39	40	79

Officials: Mike Sanzere, Paul Janssen, John Cahill
 Technicals: none
 Attendance: 12,089

WICHITA STATE 70 November 24, 2010
VIRGINIA 58 Lahaina Civic Center • Lahaina, Hawaii

WICHITA STATE (3-1)

Player	FG	3FG	FT	O-D	Reb	PF	Pts	A	TO	Blk	Stl	Min
Ellis (F)	2-5	0-0	0-0	1-3	4	0	4	1	0	0	0	18
Durley (F)	5-12	4-4	3-4	0-0	0	0	17	1	1	0	0	27
Ragland (G)	2-5	2-3	4-4	1-2	3	5	10	4	1	0	1	28
Hatch (G)	1-2	1-1	3-4	2-2	4	3	6	1	2	0	0	23
Kyles (G)	2-5	1-2	0-0	0-0	0	2	5	1	0	0	0	22
Williams	1-3	0-2	0-0	0-2	2	1	2	1	0	0	2	12
Smith	2-3	0-1	1-2	1-1	2	0	5	1	0	0	0	9
Murry	3-10	0-3	7-8	2-6	8	2	13	4	2	0	2	25
Blair	1-3	0-0	0-0	2-5	7	0	2	0	2	1	1	21
Stutz	3-4	0-0	0-0	0-2	2	3	6	1	2	2	0	15
				3-1	4							
TOTALS	22-52	8-16	18-22	12-24	36	16	70	15	10	3	6	200
	.423	.500	.818									

VIRGINIA (3-3)

Player	FG	3FG	FT	O-D	Reb	PF	Pts	A	TO	Blk	Stl	Min
Sherrill (F)	4-5	3-4	0-0	1-4	5	3	11	0	1	1	1	33
Scott (F)	7-13	0-0	2-2	3-7	10	1	16	3	0	0	0	34
Evans (G)	3-11	0-2	4-8	0-3	3	4	10	5	4	0	1	34
Harris (G)	4-10	1-3	0-0	1-3	4	2	9	1	1	0	1	37
Harrell (G)	4-5	2-2	0-1	1-0	1	3	10	0	0	0	0	25
Farrakhan	0-1	0-0	0-0	0-0	0	4	0	0	3	1	1	13
Regan	0-0	0-0	0-0	0-0	0	1	0	0	0	0	0	3
Sene	0-2	0-0	2-2	2-0	2	2	2	0	0	0	0	8
Baron	0-3	0-2	0-0	0-1	1	0	0	0	0	0	0	11
Mitchell	0-1	0-0	0-0	0-0	0	0	0	0	1	0	0	2
				1-2	3							
TOTALS	22-51	6-13	8-13	9-20	29	20	58	9	10	2	4	200
	.431	.462	.615									

WICHITA STATE	35	35	70
VIRGINIA	31	27	58

Officials: Sean Hull, Tony Padilla, Ryan Wells
 Technicals: none
 Attendance: 2,400

VIRGINIA 57 December 5, 2010
VIRGINIA TECH 54 Cassell Coliseum • Blacksburg, Va.

VIRGINIA (5-3, 1-0)

Player	FG	3FG	FT	O-D	Reb	PF	Pts	A	TO	Blk	Stl	Min
Scott (F)	9-14	1-1	2-3	4-9	13	0	21	2	1	1	0	38
Sene (C)	2-3	0-0	0-0	1-2	3	3	4	0	3	2	1	16
Evans (G)	2-6	0-0	0-0	0-2	2	3	4	4	1	0	0	19
Farrakhan (G)	3-4	0-1	3-5	0-5	5	2	9	5	0	2	2	36
Harris (G)	3-7	2-3	2-3	2-1	3	1	10	2	3	1	1	35
Regan	0-2	0-1	0-0	0-0	0	1	0	0	0	0	0	8
Zeglinski	0-3	0-2	0-0	0-0	0	0	0	0	3	0	0	15
Baron	0-1	0-1	0-0	0-0	0	0	0	0	0	0	0	3
Harrell	3-8	1-3	0-0	0-0	0	0	7	0	0	0	0	16
Mitchell	1-1	0-0	0-0	1-0	1	2	2	0	2	0	0	14
				2-1	3							
TOTALS	23-49	4-12	7-11	10-20	30	12	57	16	10	6	5	200
	.469	.333	.636									

VIRGINIA TECH (4-4, 0-1)

Player	FG	3FG	FT	O-D	Reb	PF	Pts	A	TO	Blk	Stl	Min
Allen (F)	6-14	0-3	0-0	2-7	9	5	12	2	2	2	1	38
Bell (F)	2-2	1-1	0-0	0-3	3	4	5	2	2	2	1	33
Davila (F)	2-8	0-0	0-0	2-5	7	0	4	1	2	3	0	35
Hudson (G)	2-7	1-3	0-0	0-2	2	2	5	1	2	0	1	31
Delaney (G)	10-15	4-7	2-2	2-1	3	3	26	1	3	0	1	40
Green	0-2	0-1	2-2	0-0	0	2	2	1	0	0	0	16
Atkins	0-2	0-0	0-0	2-0	2	0	0	0	0	0	0	3
Eddie	0-1	0-0	0-0	0-1	1	0	0	0	0	0	0	4
				1-0	1							
TOTALS	22-51	6-15	4-4	9-19	28	16	54	8	11	7	4	200
	.431	.400	1.000									

VIRGINIA	36	21	57
VIRGINIA TECH	24	30	54

Officials: Karl Hess, Roger Ayers, John Cahill
 Technicals: none
 Attendance: 9,847

2010-11 VIRGINIA MEN'S BASKETBALL GAME NOTES

VIRGINIA 54 December 7, 2010
RADFORD 44 John Paul Jones Arena • Charlottesville, Va.

RADFORD (2-6)

Player	FG	3FG	FT	O-D	Reb	PF	Pts	A	TO	Blk	Stl	Min
Edwards (F)	1-3	0-0	0-0	1-0	1	3	2	1	2	0	0	16
Cerrah (F)	3-5	0-0	1-1	0-2	2	5	7	0	4	0	0	21
Robinson (G)	0-1	0-0	0-1	0-4	4	4	0	2	1	0	0	27
Faulkner (G)	3-5	2-3	1-2	0-2	2	0	9	1	0	0	0	29
Sonmez (G)	6-16	1-4	2-2	0-6	6	1	15	1	3	0	2	35
Mitchell	1-2	1-1	0-0	0-0	0	0	3	0	0	0	1	7
Smith	3-8	0-1	2-2	1-3	4	3	8	1	3	0	1	20
Dickerson	0-1	0-1	0-0	0-0	0	0	0	0	0	0	0	3
Spagnolo	0-0	0-0	0-0	0-4	4	0	0	0	1	0	1	19
Abele	0-1	0-0	0-0	1-1	2	2	0	0	3	0	0	9
Curry	0-1	0-0	0-0	0-0	0	2	0	0	1	1	0	13
Winegarner	0-1	0-0	0-0	0-0	0	0	0	0	0	0	0	1
				3-2	5				1			
TOTALS	17-44	4-10	6-8	6-24	30	20	44	6	19	1	5	200
	.386	.400	.750									

VIRGINIA (6-3)

Player	FG	3FG	FT	O-D	Reb	PF	Pts	A	TO	Blk	Stl	Min
Scott (F)	1-7	0-0	8-8	7-6	13	1	10	1	6	2	0	36
Sene (C)	0-4	0-0	0-2	1-6	7	2	0	0	0	3	1	31
Evans (G)	0-2	0-0	2-2	0-1	1	3	2	2	3	0	3	26
Farrakhan (G)	2-7	2-4	8-8	1-2	3	1	14	1	1	1	0	30
Harris (G)	5-14	3-10	1-2	1-1	2	1	14	0	2	1	2	30
Regan	0-0	0-0	0-0	0-0	0	0	0	0	0	0	0	6
Zeglinski	0-3	0-3	0-0	0-0	0	2	0	2	0	0	2	12
Baron	0-1	0-1	0-0	0-0	0	0	0	1	0	0	0	6
Harrell	5-6	3-3	0-0	0-2	2	4	13	1	1	0	0	16
Mitchell	0-3	0-0	1-2	1-2	3	1	1	0	0	0	0	7
				1-3	4							
TOTALS	13-47	8-21	20-24	12-23	35	15	54	8	13	7	8	200
	.277	.381	.833									

RADFORD	19	25	44	Officials:	Tim Nestor, William Humes, Sean Casady
VIRGINIA	32	22	54	Technical:	none
				Attendance:	8,242

VIRGINIA 50 December 20, 2010
NORFOLK ST 49 John Paul Jones Arena • Charlottesville, Va.

NORFOLK ST (1-8)

Player	FG	3FG	FT	O-D	Reb	PF	Pts	A	TO	Blk	Stl	Min
O'Quinn (F)	4-15	0-4	1-1	3-8	11	2	9	3	4	2	0	39
Tamara (F)	1-2	0-1	0-0	0-1	1	2	2	0	1	0	0	8
Hampton (G)	5-14	0-3	7-10	3-4	7	2	17	0	0	2	2	33
Pauline (G)	0-4	0-2	2-2	1-2	3	3	2	1	3	0	2	33
McCauley (G)	3-6	0-0	0-1	3-6	9	2	6	1	0	0	0	30
Zephyr	0-1	0-0	0-0	1-3	4	1	0	0	0	1	0	7
Williams	0-1	0-1	0-0	0-3	3	0	0	1	1	1	0	7
Weathers	0-1	0-0	0-0	0-0	0	0	0	0	0	0	0	4
Wheeless	0-4	0-1	2-2	0-1	1	0	2	0	0	0	1	10
McEachin	4-8	2-4	1-2	2-0	2	3	11	1	2	0	1	29
				1-0	1							
TOTALS	17-56	2-16	13-18	14-28	42	15	49	7	11	6	6	200
	.304	.125	.722									

VIRGINIA (8-3)

Player	FG	3FG	FT	O-D	Reb	PF	Pts	A	TO	Blk	Stl	Min
Sene (C)	1-5	0-0	0-1	3-9	12	3	2	0	1	3	0	30
Evans (G)	1-4	1-1	0-0	1-3	4	3	3	2	2	0	0	23
Farrakhan (G)	7-14	2-5	2-2	0-5	5	2	18	2	2	1	2	35
Harris (G)	1-4	1-3	0-0	0-0	0	3	3	1	0	0	0	22
Harrell (G)	3-10	0-3	3-6	2-1	3	1	9	0	0	0	0	32
Regan	1-2	0-0	0-0	1-1	2	1	2	0	1	0	0	10
Zeglinski	2-9	2-9	0-1	0-2	2	0	6	2	2	0	0	25
Baron	1-1	1-1	0-0	0-0	0	0	3	0	1	0	0	6
Mitchell	2-5	0-0	0-0	2-4	6	3	4	1	2	0	1	17
				1-1	2							
TOTALS	19-54	7-22	5-10	10-26	36	16	50	8	11	4	3	200
	.352	.318	.500									

NORFOLK STATE	20	29	49	Officials:	Les Jones, Mike Eades, Dan Stryfeler
VIRGINIA	22	28	50	Technical:	none
				Attendance:	7,856

VIRGINIA 63 December 17, 2010
OREGON 48 John Paul Jones Arena • Charlottesville, Va.

OREGON (7-4)

Player	FG	3FG	FT	O-D	Reb	PF	Pts	A	TO	Blk	Stl	Min
Singler (F)	1-5	1-4	2-2	0-4	4	4	5	0	2	0	1	34
Catron (F)	7-15	0-1	2-3	5-2	7	1	16	1	5	0	0	26
Sim (G)	1-5	0-3	0-0	0-0	0	0	2	0	0	0	0	19
Armstead (G)	1-4	1-3	0-0	0-3	3	5	3	3	2	0	1	28
Strowbridge (G)	2-4	1-2	0-0	0-3	3	2	5	1	0	0	1	30
Loyd	2-9	0-5	0-0	1-3	4	4	4	0	1	0	0	22
Williams	1-3	0-1	2-2	1-1	2	1	4	2	1	1	1	21
Jacob	4-10	0-0	1-2	1-3	4	0	9	1	0	1	0	17
Nared	0-0	0-0	0-0	1-0	1	0	0	0	1	0	1	3
				3-1	4							
TOTALS	19-55	3-19	7-9	12-20	32	17	48	8	13	2	5	200
	.345	.158	.778									

VIRGINIA (7-3)

Player	FG	3FG	FT	O-D	Reb	PF	Pts	A	TO	Blk	Stl	Min
Sene (C)	0-1	0-0	0-0	1-3	4	4	0	0	1	1	0	15
Evans (G)	2-4	0-0	3-4	0-1	1	2	7	1	5	1	1	27
Farrakhan (G)	5-11	2-4	5-5	0-3	3	0	17	1	2	1	1	34
Harris (G)	2-6	0-2	1-2	1-5	6	4	5	0	1	1	1	30
Harrell (G)	8-12	0-1	4-6	1-3	4	1	20	1	1	0	0	35
Regan	0-0	0-0	0-0	0-0	0	0	0	0	0	2	0	9
Zeglinski	4-7	3-5	1-2	0-4	4	0	12	4	0	0	2	22
Baron	0-0	0-0	0-0	0-0	0	0	0	0	0	0	0	1
Mitchell	1-3	0-0	0-0	2-5	7	4	2	0	1	0	1	26
Rogers	0-0	0-0	0-0	0-0	0	0	0	0	0	0	0	1
				0-1	1							
TOTALS	22-44	5-12	14-19	5-25	30	16	63	7	11	6	6	200
	.500	.417	.737									

OREGON	22	26	48	Officials:	Jamie Luckie, Brian Dorsey, Tim Kelly
VIRGINIA	25	38	63	Technical:	none
				Attendance:	9,708

SEATTLE 59 December 22, 2010
VIRGINIA 53 John Paul Jones Arena • Charlottesville, Va.

SEATTLE (5-10)

Player	FG	3FG	FT	O-D	Reb	PF	Pts	A	TO	Blk	Stl	Min
Broussard (F)	7-11	1-3	0-1	2-8	10	1	15	2	2	0	0	39
Jones (F)	2-4	0-1	1-2	0-0	0	5	5	1	1	0	1	11
Lever (G)	0-1	0-0	2-2	3-5	8	0	2	0	0	0	2	32
Carter (G)	6-14	4-8	3-6	0-3	3	4	19	2	3	0	1	25
Rasmussen (G)	1-2	0-1	0-0	0-2	2	1	2	0	1	0	0	32
Burrell	4-8	0-0	0-1	0-1	1	0	8	0	4	0	2	21
Durham	4-5	0-0	0-1	1-1	2	4	8	0	1	1	0	19
McLaughlin	0-1	0-1	0-0	0-0	0	2	0	0	0	0	0	7
Gilmore	0-2	0-0	0-0	0-2	2	3	0	0	2	0	0	14
				3-5	8							
TOTALS	24-48	5-14	6-13	9-27	36	20	59	5	14	1	6	200
	.500	.357	.462									

VIRGINIA (8-4)

Player	FG	3FG	FT	O-D	Reb	PF	Pts	A	TO	Blk	Stl	Min
Mitchell (F)	0-0	0-0	0-0	0-1	1	0	0	2	0	1	0	13
Sene (C)	0-1	0-0	0-0	1-2	3	1	0	0	0	0	0	19
Farrakhan (G)	1-12	0-7	4-4	0-1	1	2	6	0	0	0	0	29
Harris (G)	2-5	0-2	2-2	2-3	5	3	6	1	3	1	0	26
Zeglinski (G)	3-11	1-7	2-3	0-4	4	3	9	2	0	0	3	22
Evans	1-3	0-0	2-4	2-1	3	2	4	0	2	1	1	23
Regan	0-2	0-1	0-0	1-1	2	0	0	0	0	0	0	2
Baron	0-1	0-1	0-0	0-0	0	0	0	0	0	0	0	1
Scott	3-7	0-0	6-7	4-4	8	1	12	1	4	2	1	31
Harrell	6-11	1-2	3-3	1-3	4	3	16	0	0	0	1	34
				1-0	1							
TOTALS	16-53	2-20	19-23	12-20	32	15	53	6	9	5	6</	

2010-11 VIRGINIA MEN'S BASKETBALL GAME NOTES

IOWA STATE **60** December 30, 2010
VIRGINIA **47** John Paul Jones Arena • Charlottesville, Va.

IOWA STATE (12-2)

Player	FG	3FG	FT	O-D	Reb	PF	Pts	A	TO	Blk	Stl	Min
Ejim (F)	4-11	0-2	2-4	2-6	8	3	10	1	1	0	1	34
Vanderbeken (F)	9-12	5-8	1-1	2-6	8	2	24	0	1	2	0	32
Anderson (G)	1-2	0-1	0-0	1-7	8	1	2	2	4	0	0	25
Garrett (G)	4-13	0-3	1-4	1-7	8	2	9	8	4	0	3	40
Christopherson (G)	5-12	3-7	1-1	0-1	1	0	14	2	0	0	0	35
Palo	0-0	0-0	1-3	0-2	2	2	1	1	0	0	1	20
Godfrey	0-0	0-0	0-0	0-1	1	2	0	0	0	1	0	14
				0-1	1							
TOTALS	23-50	8-21	6-13	6-31	37	12	60	14	10	3	5	200
	.460	.381	.462									

VIRGINIA (8-5)

Player	FG	3FG	FT	O-D	Reb	PF	Pts	A	TO	Blk	Stl	Min
Sherrill (F)	2-6	0-3	0-0	5-4	9	3	4	0	0	0	0	23
Sene (C)	3-6	0-0	1-1	2-1	3	2	7	0	0	0	0	19
Evans (G)	2-5	0-1	0-1	0-1	1	2	4	2	0	0	2	26
Farrakhan (G)	2-10	0-4	2-2	0-2	2	0	6	0	3	0	1	23
Harris (G)	2-10	0-5	0-1	1-3	4	1	4	4	1	0	0	26
Regan	3-4	0-0	1-2	1-1	2	1	7	0	0	0	0	18
Zeglinski	1-3	1-3	0-0	2-3	5	1	3	0	3	0	0	13
Baron	1-6	1-5	0-0	0-2	2	2	3	1	1	0	1	20
Harrell	4-9	1-2	0-0	1-2	3	2	9	0	0	0	0	20
Mitchell	0-3	0-1	0-0	1-4	5	1	0	2	1	0	1	12
				1-1	2							
TOTALS	20-62	3-24	4-7	14-24	38	15	47	9	9	0	5	200
	.323	.125	.571									

IOWA STATE	24	36	60
VIRGINIA	15	32	47

Officials: Mark Whitehead, Paul Janssen, Kipp Kissinger
 Technicals: none
 Attendance: 10,032

2010-11 VIRGINIA MEN'S BASKETBALL GAME NOTES

VIRGINIA TEAM AND INDIVIDUAL HIGHS FOR THE 2010-11 SEASON

Team		Individual	
Points:	87 at Minnesota	Points:	27 Mike Scott vs. Oklahoma
FG Att:	62 vs. Iowa State (20-62)	FG Att:	15 Mike Scott (7-15) vs. Oklahoma; Scott (6-15) at Minnesota
FG Made:	28 vs. William and Mary (28-56)	FG Made:	9 Mike Scott (9-14) at Virginia Tech
FG %:	53.2 vs. USC Upstate (25-47)	FG %:⁽¹⁾	83.3 KT Harrell (5-6) vs. Radford
3-FG Att:	24 at Stanford (9-24)	3-FG Att:	10 Joe Harris (3-10) vs. Radford
	vs. Iowa State (3-24)		
3-FG Made:	12 vs. William and Mary (12-23)	3-FG Made:	5 Billy Baron (5-6) vs. William and Mary
3-FG %:	76.9 at Minnesota (10-13)	3-FG %:⁽²⁾	100.0 KT Harrell (3-3) vs. Radford
FT Att:	30 at Minnesota (25-30)	FT Att:	15 Mike Scott (13-15) vs. Oklahoma
FT Made:	25 at Minnesota (25-30)	FT Made:	13 Mike Scott (13-15) vs. Oklahoma
FT %:	100.0 at Stanford (11-11)	FT %:⁽¹⁾	100.0 Mike Scott (8-8) vs. Radford
			Mustapha Farrakhan (8-8) vs. Radford
Rebounds:	38 vs. Iowa State	Rebounds:	15 Mike Scott vs. Oklahoma
Assists:	19 at Minnesota	Assists:	7 Jontel Evans vs. William and Mary
Turnovers:	18 at Stanford	Turnovers:	6 Jontel Evans vs. Washington
			Mike Scott vs. Radford
Blocks:	7 vs. Radford	Blocks:	3 Assane Sene vs. Radford, vs. Norfolk State
Steals:	8 vs. Oklahoma, Radford	Steals:	3 on four occasions
Fouls:	20 vs. Wichita State		

OPPONENT TEAM AND INDIVIDUAL HIGHS FOR THE 2010-11 SEASON

Team		Individual	
Points:	106 by Washington	Points:	26 Malcolm Delaney (Virginia Tech)
FG Att:	69 by Washington (40-69)	FG Att:	16 Gorkem Sonmez (6-16, Radford)
FG Made:	40 by Washington (40-69)	FG Made:	10 Malcolm Delaney (10-15, Virginia Tech)
FG %:	58.0 by Washington (40-69)	FG %:⁽¹⁾	100.0 Dwight Powell (5-5, Stanford)
3-FG Att:	26 by Washington (17-26)		
	by William and Mary (7-26)	3-FG Att:	11 Blake Hofferbar (5-11, Minnesota)
3-FG Made:	17 by Washington (17-26)	3-FG Made:	5 on four occasions
3-FG %:	65.4 by Washington (17-26)	3-FG %:⁽²⁾	100.0 Tony Dukes (5-5, USC Upstate)
FT Att:	22 by Wichita State (18-22)	FT Att:	10 Rob Hampton (7-10, Norfolk State)
FT Made:	18 by Wichita State (18-22)	FT Made:	7 Toure Murry (7-8, Wichita State)
			Rob Hampton (7-10, Norfolk State)
FT %:	100.0 by Virginia Tech (4-4)	FT %:⁽¹⁾	100.0 Tyler Neal (6-6, Oklahoma)
Rebounds:	42 by Norfolk State	Rebounds:	11 Trevor Mbakwe (Minnesota)
			Kyle O'Quinn (Norfolk State)
Assists:	22 by Washington	Assists:	8 Diante Garrett (Iowa State)
Turnovers:	19 by Radford	Turnovers:	5 Joevan Catron (Oregon)
Blocks:	7 by Minnesota, Virginia Tech	Blocks:	5 Trevor Mbakwe (Minnesota)
Steals:	8 by Washington	Steals:	6 Justin Holiday (Washington)
Fouls:	22 by Minnesota		

VIRGINIA AND OPPONENT TEAM LOWS FOR THE 2010-11 SEASON

Virginia		Opponent	
Points:	47 vs. Iowa State	Points:	44 by Radford
FG Att:	44 vs. Oregon (22-44)	FG Att:	44 by USC Upstate (19-44), Radford (17-44)
FG Made:	13 vs. Radford (13-47)	FG Made:	17 by Radford (17-44), by Norfolk State (17-56)
FG %:	27.7 vs. Radford (13-47)	FG %:	30.4 by Norfolk State (17-56)
3-FG Att:	12 at Virginia Tech (4-12), vs. Oregon (5-12)	3-FG Att:	10 by Radford (4-10)
3-FG Made:	2 vs. Seattle (2-20)	3-FG Made:	2 by Norfolk State (2-16)
3-FG %:	10.0 vs. Seattle (2-20)	3-FG %:	12.5 by Norfolk State (2-16)
FT Att:	7 vs. Iowa State (4-7)	FT Att:	4 by Virginia Tech (4-4)
FT Made:	4 vs. Iowa State (4-7)	FT Made:	4 by Virginia Tech (4-4)
FT %:	50.0 vs. Norfolk State (5-10)	FT %:	42.9 by Stanford (6-14)
Rebounds:	25 at Stanford	Rebounds:	18 by USC Upstate
Assists:	6 vs. Seattle	Assists:	5 by Seattle
Turnovers:	8 vs. William and Mary	Turnovers:	8 by William and Mary
Blocks:	0 vs. Iowa State	Blocks:	1 on three occasions
Steals:	3 vs. Norfolk State	Steals:	2 by Stanford
Fouls:	12 at Virginia Tech	Fouls:	12 by Iowa State

(1) - min 5 attempts

(2) - min 3 attempts

2010-11 VIRGINIA MEN'S BASKETBALL GAME NOTES

THE CAVALIERS' RECORD IN 2010-11 WHEN UVa:

leads at halftime.....	7-0
trails at halftime.....	1-5
tied at halftime.....	0-0
goes into overtime.....	0-0
leads by 10 or more points.....	7-1
trails by 10 or more points.....	1-5
shoots 50% or better.....	3-0
shoots less than 50%.....	5-5
shoots less than 45%.....	2-5
shoots less than 40%.....	2-3
opponent shoots 50% or better.....	1-3
opponent shoots less than 50%.....	7-2
opponent shoots less than 45%.....	7-1
opponent shoots less than 40%.....	4-0
has higher FG% than opponent.....	6-1
has lower FG% than opponent.....	2-4
has same FG% as opponent.....	0-0
outrounds its opponent.....	6-1
is outrebounded by opponent.....	2-4
has same rebounds as opponent.....	0-0
has more offensive rebounds than opponent.....	6-3
has fewer offensive rebounds than opponent.....	2-2
has same offensive rebounds as opponent.....	0-0
has fewer turnovers than opponent.....	5-2
has more turnovers than opponent.....	0-2
has same turnovers as opponent.....	3-1
has fewer than 10 turnovers.....	2-2
opponent has fewer than 10 turnovers.....	1-1
shoots more FTs than opponent.....	6-2
shoots fewer FTs than opponent.....	2-3
shoots the same FTs as opponent.....	0-0
has game decided by 10 points or less.....	4-1
has game decided by 5 points or less.....	2-0
scores <60 points.....	3-3
scores 60-69 points.....	1-2
scores 70-79 points.....	3-0
scores 80-89 points.....	1-0
scores 90+ points.....	0-0
allows <60 points.....	7-1
allows 60-69 points.....	0-1
allows 70-79 points.....	1-1
allows 80-89 points.....	0-1
allows 90+ points.....	0-1
wins the tip.....	4-2
loses the tip.....	4-3

VIRGINIA IN ITS 8 WINS:

UVa's FG percentage.....	44.8 (181-404)
UVa's FT percentage.....	73.2 (115-157)
UVa's 3FG percentage.....	42.6 (58-136)
UVa's offensive rebounds /game.....	9.6 (77)
UVa's rebounds/game.....	33.9 (271)
UVa's rebound margin/game.....	+4.1 (33.9-29.8)
UVa's assists/game.....	12.8 (102)
UVa's turnovers/game.....	10.6 (85)
UVa's points/game.....	66.9 (535)
Opponent's FG percentage.....	40.1 (161-401)
Opponent's points/game.....	54.5 (436)
Opponent's turnovers/game.....	12.9 (103)
Opponent's FT attempts/game.....	12.4 (99)

VIRGINIA IN ITS 5 LOSSES:

UVa's FG percentage.....	36.9 (100-271)
UVa's FT percentage.....	71.3 (57-80)
UVa's 3FG percentage.....	24.7 (24-97)
UVa's offensive rebounds /game.....	10.6 (53)
UVa's rebounds/game.....	31.6 (158)
UVa's rebound margin/game.....	-4.6 (31.6-36.2)
UVa's assists/game.....	8.8 (44)
UVa's turnovers/game.....	12.6 (63)
UVa's points/game.....	56.2 (281)
Opponent's FG percentage.....	50.7 (140-276)
Opponent's 3FG percentage.....	51.0 (51-100)
Opponent's points/game.....	75.2 (376)
Opponent's turnovers/game.....	11.0 (55)
Opponent's FT attempts/game.....	15.0 (75)

ADDITIONAL TEAM INFORMATION ...

Largest halftime lead:
 Largest halftime deficit:
 Largest halftime deficit overcome in a victory:
 Largest halftime lead surrendered in a loss:
 Largest deficit overcome in a victory:
 Largest lead surrendered in a loss:
 Largest deficit at any time:
 Largest lead at any time:
 Most consecutive points scored:
 Most consecutive points allowed:

15 vs. Oklahoma, Nov. 23 (40-25)
 24 vs. Washington, Nov. 22 (31-55)
 10 at Minnesota, Nov. 29 (29-39)
 --
 13 at Minnesota, Nov. 29 (trailed 29-42 @ 19:37, 2nd Half)
 16 vs. Wichita State, Nov. 24 (led 20-4 @ 12:36, 1st Half)
 48 vs. Washington, Nov. 22 (57-105 @ 2:00, 2nd Half)
 24 vs. William & Mary, Nov. 12 (76-52 - final score)
 22 vs. Radford, Dec. 7
 14 vs. Iowa State, Dec. 30

2010-11 VIRGINIA MEN'S BASKETBALL GAME NOTES

VIRGINIA'S LEADING PERFORMERS IN 2010-11 ...

OPPONENT	SCORE	POINTS	REBOUNDS	ASSISTS
William and Mary	76-52	Billy Baron (19)	Mike Scott (9)	Jontel Evans (7)
USC Upstate	74-54	Mike Scott (19)	Mike Scott (12)	KT Harrell, Billy Baron (3)
at Stanford	60-81	Mustapha Farrakhan (14)	Mike Scott (6)	Jontel Evans (5)
vs. Washington	63-106	Joe Harris (19)	KT Harrell (8)	Mustapha Farrakhan, Jontel Evans (3)
vs. Oklahoma	74-56	Mike Scott (27)	Mike Scott (15)	Jontel Evans (6)
vs. Wichita State	58-70	Mike Scott (16)	Mike Scott (10)	Jontel Evans (5)
at Minnesota	87-79	Joe Harris (24)	Mike Scott (12)	Jontel Evans (5)
at Virginia Tech	57-54	Mike Scott (21)	Mike Scott (13)	Mustapha Farrakhan (5)
Radford	54-44	Mustapha Farrakhan (14) Joe Harris (14)	Mike Scott (13)	Jontel Evans (2) Sammy Zeglinski (2)
Oregon	63-48	KT Harrell (20)	Akil Mitchell (7)	Sammy Zeglinski (4)
Norfolk State	50-49	Mustapha Farrakhan (18)	Assane Sene (12)	Evans, Farrakhan, Zeglinski (2)
Seattle	53-59	KT Harrell (16)	Mike Scott (8)	Akil Mitchell, Sammy Zeglinski (2)
Iowa State	47-60	KT Harrell (9)	Will Sherrill (9)	Joe Harris (4)

LED VIRGINIA IN...

SCORING

	'11	'10	'09	'08	Career
Scott	4	9	2	-	15
Harris	3				3
Farrakhan	3	-	-	-	3
Harrell	3				3
Zeglinski	-	1	1	-	2
Baron	1				1

REBOUNDING

	'11	'10	'09	'08	Career
Scott	9	20	13	8	50
Sene	1	3	5		9
Zeglinski	-	6	1	-	7
Sherrill	1	1	-	-	2
Harrell	1				1
Mitchell	1				1
Evans	-	1			1

ASSISTS

	'11	'10	'09	'08	Career
Zeglinski	4	11	13	-	28
Evans	8	7			15
Farrakhan	3	9	2	-	14
Scott	-	2	3	-	5
Baron	1				1
Harrell	1				1
Harris	1				1
Mitchell	1				1
Sherrill	-	1	-	-	1

2010-11 Virginia Basketball
Virginia Season Schedule/Results & Leaders (as of Dec 30, 2010)
All games

RECORD:	OVERALL	HOME	AWAY	NEUTRAL
ALL GAMES	8-5	5-2	2-1	1-2
CONFERENCE	1-0	0-0	1-0	0-0
NON-CONFERENCE	7-5	5-2	1-1	1-2

Date	Opponent	Score	Att.	High Points	High Rebounds
11/12/10	WILLIAM & MARY	W 76-52	10003	(19) Billy Baron	(9) Mike Scott
11/15/10	USC UPSTATE	W 74-54	7751	(19) Mike Scott	(12) Mike Scott
11/18/10	at Stanford	60-81 L	5314	(14) Mustapha Farrakhan	(6) Mike Scott
11-22-10	vs Washington	63-106 L	2400	(19) Joe Harris	(8) KT Harrell
11-23-10	vs Oklahoma	W 74-56	2400	(27) Mike Scott	(15) Mike Scott
11-24-10	vs Wichita State	58-70 L	2400	(16) Mike Scott	(10) Mike Scott
11/29/10	at Minnesota	W 87-79	12089	(24) Joe Harris	(12) Mike Scott
12/05/10	*at Virginia Tech	W 57-54	9847	(21) Mike Scott	(13) Mike Scott
12/07/10	RADFORD	W 54-44	8242	(14) Joe Harris (14) Mustapha Farrakhan	(13) Mike Scott
12/17/10	OREGON	W 63-48	9708	(20) KT Harrell	(7) Akil Mitchell
12/20/10	NORFOLK STATE	W 50-49	7856	(18) Mustapha Farrakhan	(12) Assane Sene
12/22/10	SEATTLE	53-59 L	8679	(16) KT Harrell	(8) Mike Scott
12/30/10	IOWA STATE	47-60 L	10032	(9) KT Harrell	(9) Will Sherrill

* - Conference game

Attendance Summary	Games	Attend	Avg/Game
Home	7	62271	8896
Away	3	27250	9083
Neutral	3	7200	2400
Total	13	96721	7440

2010-11 Virginia Basketball
Virginia Points-Rebounds-Assists (as of Dec 30, 2010)
All games

Opponent	Date	Score		01	02	04	05	12	13	15
				EVANS,JONT	FARRAKHAN	REGAN,WILL	SENE,ASSAN	HARRIS,JOE	ZEGLINSKI,	BARON,BILL
WILLIAM & MARY	11/12/10	76-52	w	6-2-7	10-4-1	3-0-0	2-2-0	2-4-3	DNP	19-0-3
USC UPSTATE	11/15/10	74-54	w	10-4-1	11-1-2	DNP	2-0-0	8-2-1	DNP	14-3-3
at Stanford	11/18/10	60-81	L	11-3-5	14-1-2	2-1-0	0-2-0	12-1-0	DNP	2-1-2
vs Washington	11-22-10	63-106	L	3-1-3	4-1-3	1-3-0	1-0-0	19-7-0	DNP	3-2-0
vs Oklahoma	11-23-10	74-56	w	5-5-6	10-0-3	2-2-0	4-1-0	8-2-1	DNP	7-1-0
vs Wichita State	11-24-10	58-70	L	10-3-5	0-0-0	0-0-0	2-2-0	9-4-1	DNP	0-1-0
at Minnesota	11/29/10	87-79	w	3-1-5	23-5-4	0-0-0	7-6-0	24-5-1	DNP	0-1-1
at Virginia Tech	12/05/10	57-54	w	4-2-4	9-5-5	0-0-0	4-3-0	10-3-2	0-0-3	0-0-0
RADFORD	12/07/10	54-44	w	2-1-2	14-3-1	0-0-0	0-7-0	14-2-0	0-0-2	0-0-1
OREGON	12/17/10	63-48	w	7-1-1	17-3-1	0-0-0	0-4-0	5-6-0	12-4-4	0-0-0
NORFOLK STATE	12/20/10	50-49	w	3-4-2	18-5-2	2-2-0	2-12-0	3-0-1	6-2-2	3-0-0
SEATTLE	12/22/10	53-59	L	4-3-0	6-1-0	0-2-0	0-3-0	6-5-1	9-4-2	0-0-0
IOWA STATE	12/30/10	47-60	L	4-1-2	6-2-0	7-2-0	7-3-0	4-4-4	3-5-0	3-2-1

Opponent	Date	Score		22	23	24	25	32
				SHERRILL,W	SCOTT,MIKE	HARRELL,KT	MITCHELL,A	ROGERS,THO
WILLIAM & MARY	11/12/10	76-52	w	3-6-1	18-9-0	13-5-1	0-1-1	0-0-0
USC UPSTATE	11/15/10	74-54	w	2-1-1	19-12-2	5-2-3	3-4-0	DNP
at Stanford	11/18/10	60-81	L	8-5-0	8-6-2	3-0-0	0-4-0	DNP
vs Washington	11-22-10	63-106	L	3-2-0	11-4-0	14-8-2	4-5-1	0-0-0
vs Oklahoma	11-23-10	74-56	w	11-5-2	27-15-2	0-0-0	DNP	DNP
vs Wichita State	11-24-10	58-70	L	11-5-0	16-10-3	10-1-0	0-0-0	DNP
at Minnesota	11/29/10	87-79	w	6-0-3	17-12-3	7-2-2	DNP	DNP
at Virginia Tech	12/05/10	57-54	w	DNP	21-13-2	7-0-0	2-1-0	DNP
RADFORD	12/07/10	54-44	w	DNP	10-13-1	13-2-1	1-3-0	DNP
OREGON	12/17/10	63-48	w	DNP	DNP	20-4-1	2-7-0	0-0-0
NORFOLK STATE	12/20/10	50-49	w	DNP	DNP	9-3-0	4-6-1	DNP
SEATTLE	12/22/10	53-59	L	DNP	12-8-1	16-4-0	0-1-2	DNP
IOWA STATE	12/30/10	47-60	L	4-9-0	DNP	9-3-0	0-5-2	DNP

2010-11 Virginia Basketball
Virginia Team Game-by-Game Comparison (as of Dec 30, 2010)
All games

Opponent	1st	2nd	Score	Mar	Total FG	FG Pct	3-Pointers	3FG Pct	Free Throws	FT Pct	Rebounds	Assist	T/Over	Block	Steal	Fouls
WILLIAM & MARY	28/27	48/25	76-52	+24	28-56/18-48	.500/.375	12-23/7-26	.522/.269	8-11/9-16	.727/.563	37/27 +10	17/8	8/8	1/1	6/4	15/13
USC UPSTATE	31/28	43/26	74-54	+20	25-47/19-44	.532/.432	5-15/10-23	.333/.435	19-25/6-10	.760/.600	35/18 +17	13/13	12/13	1/2	6/7	14/19
Stanford	34/37	26/44	60-81	(21)	20-47/31-57	.426/.544	9-24/13-23	.375/.565	11-11/6-14	1000/.429	25/33 (8)	11/13	18/12	2/2	4/2	18/16
Washington	31/55	32/51	63-106	(43)	22-58/40-69	.379/.580	4-16/17-26	.250/.654	15-26/9-13	.577/.692	34/39 (5)	9/22	17/9	2/4	4/8	17/21
Oklahoma	40/25	34/31	74-56	+18	25-52/20-45	.481/.444	7-18/6-17	.389/.353	17-27/10-14	.630/.714	32/30 +2	14/9	9/17	1/5	8/3	16/18
Wichita State	31/35	27/35	58-70	(12)	22-51/22-52	.431/.423	6-13/8-16	.462/.500	8-13/18-22	.615/.818	29/36 (7)	9/15	10/10	2/3	4/6	20/16
Minnesota	29/39	58/40	87-79	+8	26-55/29-58	.473/.500	10-13/9-22	.769/.409	25-30/12-20	.833/.600	36/31 +5	19/15	11/11	1/7	5/7	18/22
Virginia Tech	36/24	21/30	57-54	+3	23-49/22-51	.469/.431	4-12/6-15	.333/.400	7-11/4-4	.636/1000	30/28 +2	16/8	10/11	6/7	5/4	12/16
RADFORD	32/19	22/25	54-44	+10	13-47/17-44	.277/.386	8-21/4-10	.381/.400	20-24/6-8	.833/.750	35/30 +5	8/6	13/19	7/1	8/5	15/20
OREGON	25/22	38/26	63-48	+15	22-44/19-55	.500/.345	5-12/3-19	.417/.158	14-19/7-9	.737/.778	30/32 (2)	7/8	11/13	6/2	6/5	16/17
NORFOLK STATE	22/20	28/29	50-49	+1	19-54/17-56	.352/.304	7-22/2-16	.318/.125	5-10/13-18	.500/.722	36/42 (6)	8/7	11/11	4/6	3/6	16/15
SEATTLE	23/30	30/29	53-59	(6)	16-53/24-48	.302/.500	2-20/5-14	.100/.357	19-23/6-13	.826/.462	32/36 (4)	6/5	9/14	5/1	6/6	15/20
IOWA STATE	15/24	32/36	47-60	(13)	20-62/23-50	.323/.460	3-24/8-21	.125/.381	4-7/6-13	.571/.462	38/37 +1	9/14	9/10	0/3	5/5	15/12

Note: Game totals are displayed in the format TEAM/OPPONENT for each category

2010-11 Virginia Basketball
Virginia Game-by-Game Highs (as of Dec 30, 2010)
All games

Opponent	Date	Score	Points	Rebounds	Assists	Steals	Blocked shots
WILLIAM & MARY	11/12/10	76-52	19-Billy Baron	9-Mike Scott	7-Jontel Evans	2-Mustapha Farrakhan	1-Mike Scott
USC UPSTATE	11/15/10	74-54	19-Mike Scott	12-Mike Scott	3-KT Harrell	2-Billy Baron	1-Mustapha Farrakhan
at Stanford	11/18/10	60-81	14-Mustapha Farrakhan	6-Mike Scott	5-Jontel Evans	2-Jontel Evans	1-Mike Scott Will Regan
vs Washington	11-22-10	63-106	19-Joe Harris	8-KT Harrell	3-Mustapha Farrakhan Jontel Evans	2-Billy Baron	1-Assane Sene Akil Mitchell
vs Oklahoma	11-23-10	74-56	27-Mike Scott	15-Mike Scott	6-Jontel Evans	3-Jontel Evans	1-Assane Sene
vs Wichita State	11-24-10	58-70	16-Mike Scott	10-Mike Scott	5-Jontel Evans	1-Jontel Evans Mustapha Farrakhan Will Sherrill Joe Harris	1-Mustapha Farrakhan Will Sherrill
at Minnesota	11/29/10	87-79	24-Joe Harris	12-Mike Scott	5-Jontel Evans	3-Will Sherrill	1-Assane Sene
at Virginia Tech	12/05/10	57-54	21-Mike Scott	13-Mike Scott	5-Mustapha Farrakhan	2-Mustapha Farrakhan	2-Assane Sene Mustapha Farrakhan
RADFORD	12/07/10	54-44	14-Mustapha Farrakhan Joe Harris	13-Mike Scott	2-Jontel Evans Sammy Zeglinski	3-Jontel Evans	3-Assane Sene
OREGON	12/17/10	63-48	20-KT Harrell	7-Akil Mitchell	4-Sammy Zeglinski	2-Sammy Zeglinski	2-Will Regan
NORFOLK STATE	12/20/10	50-49	18-Mustapha Farrakhan	12-Assane Sene	2-Sammy Zeglinski Jontel Evans Mustapha Farrakhan	2-Mustapha Farrakhan	3-Assane Sene
SEATTLE	12/22/10	53-59	16-KT Harrell	8-Mike Scott	2-Akil Mitchell Sammy Zeglinski	3-Sammy Zeglinski	2-Mike Scott
IOWA STATE	12/30/10	47-60	9-KT Harrell	9-Will Sherrill	4-Joe Harris	2-Jontel Evans	None

2010-11 Virginia Basketball
Virginia Team Game-by-Game (as of Dec 30, 2010)
All games

TEAM STATISTICS

Opponent	Date	Score		Total		3-Pointers		Free throws		Rebounds				pf	a	t/o	blk	stl	pts	avg
				fg-fga	pct	3fg-fga	pct	ft-fga	pct	off	def	tot	avg							
WILLIAM & MARY	11/12/10	76-52	W	28-56	.500	12-23	.522	8-11	.727	9	28	37	37.0	15	17	8	1	6	76	76.0
USC UPSTATE	11/15/10	74-54	W	25-47	.532	5-15	.333	19-25	.760	11	24	35	36.0	14	13	12	1	6	74	75.0
at Stanford	11/18/10	60-81	L	20-47	.426	9-24	.375	11-11	1.000	5	20	25	32.3	18	11	18	2	4	60	70.0
vs Washington	11-22-10	63-106	L	22-58	.379	4-16	.250	15-26	.577	13	21	34	32.8	17	9	17	2	4	63	68.2
vs Oklahoma	11-23-10	74-56	W	25-52	.481	7-18	.389	17-27	.630	9	23	32	32.6	16	14	9	1	8	74	69.4
vs Wichita State	11-24-10	58-70	L	22-51	.431	6-13	.462	8-13	.615	9	20	29	32.0	20	9	10	2	4	58	67.5
at Minnesota	11/29/10	87-79	W	26-55	.473	10-13	.769	25-30	.833	11	25	36	32.6	18	19	11	1	5	87	70.3
at Virginia Tech	12/05/10	57-54	W	23-49	.469	4-12	.333	7-11	.636	10	20	30	32.2	12	16	10	6	5	57	68.6
RADFORD	12/07/10	54-44	W	13-47	.277	8-21	.381	20-24	.833	12	23	35	32.6	15	8	13	7	8	54	67.0
OREGON	12/17/10	63-48	W	22-44	.500	5-12	.417	14-19	.737	5	25	30	32.3	16	7	11	6	6	63	66.6
NORFOLK STATE	12/20/10	50-49	W	19-54	.352	7-22	.318	5-10	.500	10	26	36	32.6	16	8	11	4	3	50	65.1
SEATTLE	12/22/10	53-59	L	16-53	.302	2-20	.100	19-23	.826	12	20	32	32.6	15	6	9	5	6	53	64.1
IOWA STATE	12/30/10	47-60	L	20-62	.323	3-24	.125	4-7	.571	14	24	38	33.0	15	9	9	0	5	47	62.8
Virginia		816		281-675	.416	82-233	.352	172-237	.726	130	299	429	33.0	207	146	148	38	70	816	62.8
Opponents		812		301-677	.445	98-248	.395	112-174	.644	113	306	419	32.2	225	143	158	44	68	812	62.5

Games played: 13
Points/game: 62.8
FG Pct: 41.6
3FG Pct: 35.2
FT Pct: 72.6

Rebounds/game: 33.0
Assists/game: 11.2
Turnovers/game: 11.4
Assist/turnover ratio: 1.0
Steals/game: 5.4
Blocks/game: 2.9

2010-11 Virginia Basketball
Virginia Overall Team Statistics (as of Dec 30, 2010)
All games

TEAM STATISTICS	VA	OPP
SCORING	816	812
Points per game	62.8	62.5
Scoring margin	+0.3	-
FIELD GOALS-ATT	281-675	301-677
Field goal pct	.416	.445
3 POINT FG-ATT	82-233	98-248
3-point FG pct	.352	.395
3-pt FG made per game	6.3	7.5
FREE THROWS-ATT	172-237	112-174
Free throw pct	.726	.644
F-Throws made per game	13.2	8.6
REBOUNDS	429	419
Rebounds per game	33.0	32.2
Rebounding margin	+0.8	-
ASSISTS	146	143
Assists per game	11.2	11.0
TURNOVERS	148	158
Turnovers per game	11.4	12.2
Turnover margin	+0.8	-
Assist/turnover ratio	1.0	0.9
STEALS	70	68
Steals per game	5.4	5.2
BLOCKS	38	44
Blocks per game	2.9	3.4
WINNING STREAK	0	-
Home win streak	0	-
ATTENDANCE	62271	34450
Home games-Avg/Game	7-8896	3-9083
Neutral site-Avg/Game	-	3-2400

Score by Periods	1st	2nd	Totals
Virginia	377	439	816
Opponents	385	427	812

2010-11 Virginia Basketball
Virginia Season Box Score (as of Dec 30, 2010)
All games

RECORD:	OVERALL	HOME	AWAY	NEUTRAL
ALL GAMES	8-5	5-2	2-1	1-2
CONFERENCE	1-0	0-0	1-0	0-0
NON-CONFERENCE	7-5	5-2	1-1	1-2

##	Player	gp-gs	min	avg	Total			3-Point		F-Throw		Rebounds				pf	dq	a	to	blk	stl	pts	avg
					fg-fga	fg%	3fg-fga	3fg%	ft-fa	ft%	off	def	tot	avg									
23	Mike Scott	10-9	337	33.7	53-110	.482	1-1	1.000	52-59	.881	38	64	102	10.2	16	0	16	24	7	3	159	15.9	
02	Mustapha Farrakhan	13-10	374	28.8	45-114	.395	16-52	.308	36-43	.837	3	28	31	2.4	20	0	24	22	7	12	142	10.9	
24	KT Harrell	13-7	302	23.2	45-98	.459	12-29	.414	24-38	.632	14	20	34	2.6	25	0	10	11	0	2	126	9.7	
12	Joe Harris	13-11	354	27.2	46-102	.451	20-53	.377	12-16	.750	15	30	45	3.5	29	0	15	23	4	8	124	9.5	
22	Will Sherrill	8-5	178	22.3	18-38	.474	12-25	.480	0-0	.000	8	25	33	4.1	16	0	7	6	1	7	48	6.0	
01	Jontel Evans	13-12	351	27.0	26-63	.413	1-4	.250	19-32	.594	7	24	31	2.4	30	0	43	30	2	16	72	5.5	
13	Sammy Zeglinski	6-1	109	18.2	10-36	.278	7-29	.241	3-6	.500	2	13	15	2.5	6	0	13	5	0	8	30	5.0	
15	Billy Baron	13-0	161	12.4	15-45	.333	12-35	.343	9-13	.692	0	11	11	0.8	7	0	11	6	0	6	51	3.9	
05	Assane Sene	13-9	215	16.5	9-29	.310	0-0	.000	13-19	.684	17	28	45	3.5	34	0	0	10	12	3	31	2.4	
25	Akil Mitchell	11-1	131	11.9	7-25	.280	0-2	.000	2-7	.286	9	28	37	3.4	16	0	7	7	2	4	16	1.5	
04	Will Regan	12-0	86	7.2	7-15	.467	1-3	.333	2-4	.500	4	8	12	1.0	8	0	0	2	3	1	17	1.4	
32	Thomas Rogers	3-0	2	0.7	0-0	.000	0-0	.000	0-0	.000	0	0	0	0.0	0	0	0	0	0	0	0	0.0	
	Team										13	20	33				2						
	Total.....	13	2600		281-675	.416	82-233	.352	172-237	.726	130	299	429	33.0	207	0	146	148	38	70	816	62.8	
	Opponents.....	13	2600		301-677	.445	98-248	.395	112-174	.644	113	306	419	32.2	225	-	143	158	44	68	812	62.5	

Score by Periods	1st	2nd	Totals
Virginia	377	439	816
Opponents	385	427	812