

2010-11 VIRGINIA MEN'S BASKETBALL GAME NOTES

GAME
#22



VIRGINIA CAVALIERS (11-10, 2-5 ACC)
vs. CLEMSON TIGERS (15-6, 4-3 ACC)



FEBRUARY 2, 2011 • JOHN PAUL JONES ARENA • CHARLOTTESVILLE, VA.



Dan McLaughlin, Kara Lawson

Dave Koehn, Cory Alexander

TONIGHT'S GAME

- UVa concludes the first half of its ACC schedule by hosting Clemson
- The Cavaliers look to snap a two-game losing streak

SERIES HISTORY

- UVa leads the series 66-50 (UVa leads 39-16 in Charlottesville, 1-1 at JPJA)
- The Tigers have won the last two meetings in the series (both in Clemson)
- Virginia won the last meeting at JPJA, upsetting No. 12 Clemson 85-81 in overtime on Feb. 15, 2009

LAST TIME OUT

- Virginia suffered a 76-71 loss at Wake Forest on Saturday
- UVa had five players score in double figures in a game for the first time this season
- Assane Sene led the Cavaliers with a career-high 15 points along with a game-high 13 rebounds for his first career double-double

LATE NIGHT ISSUES

- UVa is looking to snap a four-game losing streak in games starting at 9 p.m. or later
- The Cavaliers' last win in a game that tipped after 9 p.m. local time was a 100-85 win at Penn on Nov. 23, 2007
- UVa last won a 9 p.m. home game on Feb. 1, 2007, a 68-66 OT win over No. 8 Duke

70 IS A MAGIC NUMBER

- Under Tony Bennett, Virginia is 17-2 when scoring at least 70 points
- The Cavaliers are 9-24 over the past two seasons when scoring under 70 points

INJURED HOOS

- Three Cavaliers have missed games due to injury this season for a total of 23 man-games lost (Mike Scott - 11, Sammy Zeglinski - 7, Will Sherrill - 5)
- UVa had just five man-games lost due to injury in the previous two seasons combined
- Zeglinski missed the first seven games of the season after surgery involving cartilage in his left knee
- Sherrill missed five games after suffering a fractured fibula in his right leg at Minnesota
- Scott will miss the remainder of the season with a left ankle injury

PREVIOUS GAME'S STARTING LINEUP

G	1	Jontel Evans	So.	5.8 ppg	2.5 rpg	3.7 apg
• Leads the team in assists (77) and steals (29)						
G	2	Mustapha Farrakhan	Sr.	12.8 ppg	2.7 rpg	2.0 apg
• Averaging 13.3 ppg in ACC play						
C	5	Assane Sene	Jr.	4.1 ppg	5.4 rbg	1.1 blk
• First career double-double (15 pts, 13 rebs) at Wake						
G	12	Joe Harris	Fr.	10.4 ppg	3.6 rbg	1.0 apg
• Leads the Cavaliers with 41 3-pointers						
G	24	KT Harrell	Fr.	10.1 ppg	2.4 rpg	0.9 apg
• Career-high 20 points vs. Oregon						

2010-11 SCHEDULE/RESULTS

Nov. 6	ROANOKE COLLEGE (ex)	W 82-50
Nov. 12	WILLIAM & MARY	W 76-52
Nov. 15	USC UPSTATE	W 74-54
Nov. 18	at Stanford	[FSN] L 60-81
Nov. 22	vs. #13 Washington ¹	[ESPN2] L 63-106
Nov. 23	vs. Oklahoma ¹	[ESPN2] W 74-56
Nov. 24	vs. Wichita State ¹	[ESPN2] L 58-70
Nov. 29	at #15 Minnesota ²	[ESPN2] W 87-79
Dec. 5	at Virginia Tech*	[FSN] W 57-54
Dec. 7	RADFORD	W 54-44
Dec. 17	OREGON	[CSN] W 63-48
Dec. 20	NORFOLK STATE	W 50-49
Dec. 22	SEATTLE	L 53-59
Dec. 30	IOWA STATE	[CSN] L 47-60
Jan. 2	LSU	[FSN] W 64-50
Jan. 4	HOWARD	W 84-63
Jan. 8	NORTH CAROLINA*	[ACC] L 56-62
Jan. 15	at #1 Duke*	[ESPN] L 60-76
Jan. 19	at Boston College*	L 67-70
Jan. 22	GEORGIA TECH*	[ACC] W 72-64
Jan. 27	MARYLAND*	[CSN] L 42-66
Jan. 29	at Wake Forest*	[ACC] L 71-76
Feb. 2	CLEMSON*	[ESPNU] 9:00 pm
Feb. 5	at Miami*	2:00 pm
Feb. 12	at Florida State*	[RSN] 3:00 pm
Feb. 16	DUKE*	[ESPN or ESPN2] 7:00 pm
Feb. 19	VIRGINIA TECH*	[ACC ^{split}] 1:00 pm
Feb. 23	at Georgia Tech*	[ESPNU] 7:00 pm
Feb. 26	BOSTON COLLEGE*	[RSN] 12:00 pm
Mar. 1	NC STATE*	[RSN] 7:00 pm
Mar. 5	at Maryland*	[ACC] 2:00 pm
Mar. 10-13	at ACC Tournament (Greensboro, N.C.)	

¹ EA Sports Maui Invitational (Lahaina, Maui, Hawaii)

² ACC/Big Ten Challenge

* ACC game

[ACC] - ACC Network (formerly Raycom), [RSN] - Regional Sports Networks

[CSN] - Comcast SportsNet Mid-Atlantic

Virginia Athletics Media Relations • 154 John Paul Jones Arena, PO Box 400853, Charlottesville, VA 22904 • Office: (434) 982-5500 • Fax: (434) 982-5525

Rich Murray (Primary Men's Basketball Contact)
Steve Kirkland (Secondary Men's Basketball Contact)

Office: (434) 982-5530
Office: (434) 982-5535

Cell: (434) 981-4942
Cell: (434) 825-5241

Email: rmurray@virginia.edu
Email: skirkland@virginia.edu

2010-11 VIRGINIA MEN'S BASKETBALL GAME NOTES

RANKINGS (1/31)

ASSOCIATED PRESS

1. Ohio State	22-0
2. Kansas	20-1
3. Texas	18-3
4. Pittsburgh	20-2
5. Duke	19-2
6. Connecticut	17-3
7. San Diego State	21-1
8. BYU	20-2
9. Notre Dame	17-4
10. Kentucky	16-4
11. Purdue	18-4
12. Villanova	17-4
13. Georgetown	16-5
14. Missouri	17-4
15. Louisville	17-4
16. Texas A&M	17-3
17. Syracuse	18-4
18. Minnesota	16-5
19. Wisconsin	15-5
20. Washington	15-5
21. Arizona	18-4
22. Utah State	20-2
23. Vanderbilt	15-5
24. North Carolina	15-5
25. West Virginia	14-6

Others receiving votes:

Xavier, Florida, Illinois, **Florida State**, Cincinnati, VCU, Marquette, Temple, Duquesne, Penn State, Coastal Carolina, UNLV, **Wichita State**, Saint Mary's, Tennessee, Northern Iowa, Cleveland State, Belmont, Colorado State, Nebraska, Old Dominion, St. John's, Harvard, Washington State.

ESPN/USA TODAY

1. Ohio State	22-0
2. Kansas	20-1
3. Texas	18-3
4. Pittsburgh	20-2
5. Duke	19-2
6. San Diego State	21-1
7. Connecticut	17-3
8. Notre Dame	17-4
9. BYU	20-2
10. Purdue	18-4
11. Kentucky	16-4
12. Villanova	17-4
13. Louisville	17-4
14. Georgetown	16-5
15. Missouri	17-4
16. Texas A&M	17-3
17. Syracuse	18-4
18. Wisconsin	15-5
19. Washington	15-5
20. Minnesota	16-5
21. Utah State	20-2
22. Arizona	18-4
23. Florida	16-5
24. Illinois	14-7
25. Vanderbilt	15-5

Others receiving votes:

North Carolina, West Virginia, Saint Mary's, Xavier, UNLV, VCU, Cleveland State, **Florida State**, Tennessee, Nebraska, Coastal Carolina, Temple, Northern Iowa, Missouri State, Duquesne, Marquette, Valparaiso, **Wichita State**, UTEP, Baylor.

• 2010-11 Opponents

LONG RANGE FIRING

- Virginia shot 66.7 percent (10-15) from 3-point range against Georgia Tech
- It marked the third time this season Virginia has shot over 60 percent from behind the arc (in 21 games)
- In the previous 16 seasons combined, the Cavaliers shot over 60 percent from behind the arc just three times (a span of 487 games)
- The Cavaliers shot 64.0 percent (16-25) from 3-point range against Howard, and UVA's 16 3-pointers vs. Howard is tied for the second most in school history
- Virginia shot 76.9 percent (10-13) from 3-point range in the win at Minnesota
- The 76.9 3-point percentage is a school record (minimum of 10 attempts)

YOUNG CAVALIERS

- Seven of Virginia's 13 players are first years
- The seven true freshmen are a program record, breaking the previous high of six in 1989-90 (Blair Ford, Chris Havlicek, Ted Jeffries, Terry Kirby, Doug Smith, Shawn Wilson) and 2004-05 (T.J. Bannister, Jason Cain, Gary Forbes, Donte Minter, Vince Redd and J.R. Reynolds)

HOT SHOOTING AGAINST HOWARD

- The Cavaliers had one of the best shooting performances in school history vs. Howard
- Virginia shot 66.7% (32-48) from the floor, tied for the fifth-highest percentage in school history and the highest since 1985
- Virginia's 16 3-pointers made are tied for the second most in school history
- UVA's 76.2% (16-21) shooting in the first half was its highest percentage in a half since shooting 78.3% (18-23) in the second half of a 91-59 win over Georgia Tech on Feb. 7, 1984
- UVA shot 50% or better in both halves of a game for the first time since last year's win at North Carolina
- Mustapha Farrakhan (8-9) and Joe Harris (5-6) became the first pair of Cavaliers to make at least five 3-pointers each in a game since Sean Singletary (5-10) and J.R. Reynolds (5-8) at NC State on Jan. 24, 2007
- Their 13 3-pointers was one shy of the school record for teammates in a game of 14 by Curtis Staples (9-12) and Harold Deane (5-11) against UNLV on Feb. 12, 1995

DEFENSE!!! DEFENSE!!!

- Virginia held Radford, Oregon and Norfolk State under 50 points each
- It marked the first time the Cavaliers held three consecutive opponents under 50 points since the first three games of the 1948-49 season

HARRIS AND FARRAKHAN SHOOT DOWN GOPHERS

- Joe Harris (24 pts) and Mustapha Farrakhan (23 pts) led Virginia to the 87-79 win at #15 Minnesota
- It was the first time Virginia had two 20-point scorers in a road game since Jan. 24, 2007 at NC State (J.R. Reynolds-29, Sean Singletary-27)
- It was the first career 20-point game for both Farrakhan and Harris

WIN AT MINNESOTA WAS NOTABLE

- Virginia's win at Minnesota in the ACC/Big Ten Challenge was notable for several reasons
- The No. 15 Gophers were the highest ranked opponent the Cavaliers defeated on the road since an 86-78 win at No. 8 Maryland on Feb. 6, 2003
- Virginia's 58 second half points were the most the Cavaliers have scored in a half since scoring 60 first half points in a 108-87 win over Gonzaga on Jan. 3, 2007
- The Cavaliers trailed by 13 points in the second half at Minnesota, the largest deficit they have overcome to win since rallying from 13 down to top Maryland 68-63 on Mar. 7, 2009
- UVA overcame a 10-point halftime deficit, the largest it has overcome in a win since trailing by 13 at the break in a 93-90 win over Arizona on Nov. 12, 2006 (first game at JPJA)
- It was the largest halftime deficit overcome by the Cavaliers on the road since rallying from a 21-point halftime deficit for a 91-88 2OT win at Duke on Jan. 14, 1995

2010-11 VIRGINIA MEN'S BASKETBALL GAME NOTES

SHARP-SHOOTING 'HOOS

- Virginia shot 50% or better from the field in the first two games this season (50% vs. William & Mary, 53.2% vs. USC Upstate)
- It was the first time the Cavaliers have shot at least 50% from the field in consecutive games since 2004-05 (57.1% vs. Clemson, 50.9% at Virginia Tech)
- UVa has shot at least 50% in six games this season (W&M, USC Upstate, Oregon, Howard, Georgia Tech, Wake Forest)

HARRELL NAMED ACC ROOKIE OF THE WEEK

- KT Harrell was named ACC Rookie of the Week on Dec. 20
- Harrell was honored after posting his first career 20-point game (20 pts) in the 63-48 win over Oregon on Dec. 17
- It was the first Rookie of the Week honor for a Cavalier since Sylven Landesberg won the award six times in 2008-09

THEY CALL THEM FREE THROWS FOR A REASON

- Virginia went 11-11 from the free throw line at Stanford on Nov. 18
- It was the Cavaliers' first perfect game from the line since Feb. 28, 2009 vs. Wake (8-8)

SPREADING THE WEALTH

- Virginia already has eight players with multiple double-figure scoring games this season
- Last year, the Cavaliers had just six players with multiple double-figure scoring games

ALREADY TOPPING LAST SEASON

- Three Cavaliers have already scored more points this season than they did last season: Jontel Evans - 122 (73 last season); Mustapha Farrakhan - 268 (194 last season); Assane Sene - 86 (39 last season)
- Jontel Evans has 77 assists, already topping his total of 60 from last season

HARRELL & HARRIS - THE FRESHMAN DUO

- First years KT Harrell and Joe Harris are averaging a combined 20.5 points per game this season
- The last time Virginia had a freshman duo combine for over 20 points per game was 1998-99 (Chris Williams - 16.8, Adam Hall - 10.8)

JOE HARRIS ... FOR 3!!!!

- Joe Harris leads all ACC freshmen with 41 3-pointers this season
- His 41 3-pointers already rank fifth by a Cavalier freshman for a season
- Over the past eight games, he is shooting 46.7% (21-45) from behind the arc

UVa FRESHMAN 3-POINTERS

Curtis Staples (1995)	103
Harold Deane (1994)	51
J.R. Reynolds (2004)	48
Cory Alexander (1992)	44
Joe Harris (2011)	41
Adam Hall (1999)	36
Chris Williams (1999)	36
Sean Singletary (2005)	34

EVANS DISHES IT OUT

- Jontel Evans has recorded at least five assists in eight of 21 games this season
- Last season, he had only three five-assist games during his freshman season (31 games)

TRI-CAPTAINS NAMED

- Mustapha Farrakhan, Mike Scott and Will Sherrill are the tri-captains for the 2010-11 season
- The three players make up this year's senior class

SENE STEPS UP WITHOUT SCOTT

- Assane Sene has increased his production since Mike Scott went out due to injury
- Sene averaged 2.2 points and 2.6 rebounds per game in games Scott played in
- In the 11 games Scott has missed, Sene is averaging 5.8 ppg and 8.0 rpg
- Over the past five games, Sene is averaging 8.6 ppg and 9.4 rpg (17-28 FGs, .607%)
- Sene had his first career double-double at Wake Forest (15 pts, 13 rebs)

DOUBLE TIME

DOUBLE-DOUBLES

	2010-11	Career
Mike Scott	6	24
Assane Sene	1	1

DOUBLE-FIGURE SCORING GAMES

	2010-11	Career
Mike Scott	9	51
Mustapha Farrakhan	15	29
Sammy Zeglinski	2	28
KT Harrell	11	11
Joe Harris	11	11
Jontel Evans	5	5
Will Sherrill	2	3
Billy Baron	2	2
Assane Sene	2	2

20-POINT SCORING GAMES

	2010-11	Career
Mustapha Farrakhan	3	3
Mike Scott	2	6
KT Harrell	1	1
Joe Harris	1	1
Sammy Zeglinski	—	2

30-POINT SCORING GAMES

	2010-11	Career
Mustapha Farrakhan	1	1

DOUBLE-FIGURE REBOUNDING GAMES

	2010-11	Career
Mike Scott	6	28
Assane Sene	4	9

DOUBLE-FIGURE ASSIST GAMES

	2010-11	Career
Jontel Evans	1	1

2010-11 VIRGINIA MEN'S BASKETBALL GAME NOTES

ON THE LINE

CONSECUTIVE MADE FREE THROWS

	Current	Season High	Career High
Scott	4	20	20
Harris	4	8	8
Evans	1	5	5
Harrell	1	5	5
Mitchell	1	4	4
Sherrill	1	1	4
Farrakhan	--	24	24
Sene	--	8	8
Baron	--	7	7
Zeglinski	--	5	16
Regan	--	1	1

VIRGINIA'S CONSECUTIVE FREE THROW STREAKS OF 10 OR MORE THIS SEASON

24	Mustapha Farrakhan	12/5-1/2
20	Mike Scott	11/12-11/23

*active

AND ONES*

	2010-11	Career
Scott	5	13
Farrakhan	4	9
Harrell	3	3
Sene	3	3
Evans	2	2
Harris	2	2
Zeglinski	1	4(1)
Sherrill	1	1

(#) - number of four-point plays

*Times making a basket when fouled and making the ensuing free throw too

SCOTT DOUBLING IT UP

- Mike Scott has 24 career double-doubles (ranks T-8th in UVa history)
- He had his sixth double-double of the season, and fifth consecutive double-double, vs. Radford (10 pts, 13 rebs)
- He is the first Cavalier with five consecutive double-doubles since Ralph Sampson in 1983

SCOTT HONORED BY ACC

- Mike Scott was named ACC Player of the Week on Dec. 6
- The previous week he had a pair of double-doubles in two Cavalier road wins (17 pts and 12 rebs at #15 Minnesota; 21 pts and 13 rebs at Virginia Tech)
- It is the first ACC Player of the Week honor of Scott's career

LETS GET TROPICAL!!!

- Will Sherrill has three career double-figure scoring games, all coming outside the continental United States
- He scored a career-high 18 points last season against Cleveland State in Cancun
- This season, he scored 11 points against both Oklahoma and Wichita State in Maui

FIRST-YEARS SHINE IN DEBUT

- The Cavalier first-years made an impact in their collegiate debut against William & Mary
- Billy Baron, KT Harrell, Will Regan, Joe Harris, Akil Mitchell and Thomas Rogers combined for 37 points and 10 rebounds against the Tribe
- It was the most points scored by Cavalier first-years in a season opener since 2003-04 when the Cavalier freshmen combined for 40 points against Mt. St. Mary's (Gary Forbes-21, Donte Minter-12, J.R. Reynolds-7)
- Baron (19 pts) and Harrell (13) were the first Virginia freshman duo to score in double figures in an opener since 2005-06 (Mamadi Diane 17, Lars Mikalauskas 14 vs. Liberty)

JOHNSON TO REDSHIRT

- Freshman forward James Johnson is expected to redshirt this season
- Virginia head coach Tony Bennett indicated that after Virginia's game with William & Mary on Nov. 12

McKAY PARTICIPATING IN "SHOTS FROM THE HEART"

- Associate Head Coach Ritchie McKay is participating in "Shots from the Heart", a project designed to raise awareness for the growing problem of heart disease
- College basketball coaches are competing against one another in a free throw shooting tournament, which will benefit the American Heart Association
- The event also pays tribute to the late Skip Prosser who passed away on July 26, 2007 of a heart attack
- McKay defeated Charles Baker of Campbell in the first round and Greg Gary of Duquesne in the second round of the assistant coaches division
- In his second round match, McKay went a perfect 25-of-25 from the line
- He will play Ben Johnson of Northern Iowa in the round of 16

THREE SIGN WITH VIRGINIA

- UVa signed three players to National Letters of Intent for the 2011 recruiting class
- The three players are 6-8 forward Darion Atkins of Clinton, Md.; 6-5 guard Malcolm Brogdon of Norcross, Ga.; and 6-7 wing Paul Jespersen of Merrill, Wisc.

UP NEXT

- The Cavaliers will visit Miami on Saturday at 2 p.m.
- The game will not be televised, but will be broadcast online at TheACC.com

UVa CAREER DOUBLE-DOUBLES

Ralph Sampson (80-83)	84
Travis Watson (00-03)	54
Scott McCandlish (70-72)	29
Norman Nolan (95-98)	26
Norm Carmichael (67-69)	25
Bill Gerry (69-71)	25
Junior Burrough (92-95)	25
Gus Gerard (73-74)	24
Mike Scott (08-pres.)	24

2010-11 VIRGINIA MEN'S BASKETBALL GAME NOTES

2010-11 VIRGINIA CAVALIERS

No.	Player	Pos.	Yr.	Ht.	Hometown	PPG	RBG	Other	Minutes
1	Jontel Evans <i>• Leads the team in assists (77) and steals (29)</i>	G	So.	5-11	Hampton, Va.	5.8	2.5	3.7 apg	27.8
2	Mustapha Farrakhan (<i>Moo-sta-fa Fair-uh-con</i>) <i>• Averaging 13.3 ppg in ACC play</i>	G	Sr.	6-4	Harvey, Ill.	12.8	2.7	2.0 apg	29.9
4	Will Regan (<i>Ree-gan</i>) <i>• 2010 New York State Class A Player of the Year</i>	F	Fr.	6-8	Williamsville, N.Y.	1.5	1.1	0.3 blk	7.2
5	Assane Sene (<i>Uh-Sahn Sen</i>) <i>• First career double-double (15 pts, 13 rebs) at Wake</i>	C	Jr.	7-0	Saint-Louis, Senegal	4.1	5.4	1.1 blk	19.8
12	Joe Harris <i>• Leads the Cavaliers with 41 3-pointers</i>	G	Fr.	6-6	Chelan, Wash.	10.4	3.6	1.0 apg	27.0
13	Sammy Zeglinski (<i>Zuh-glin-ski</i>) <i>• Made his 100th career 3-pointer vs. Norfolk State</i>	G	Jr.	6-1	Philadelphia, Pa.	5.4	2.5	2.0 apg	19.8
15	Billy Baron <i>• Scored 19 points vs. William & Mary in collegiate debut</i>	G	Fr.	6-2	E. Greenwich, R.I.	3.0	0.7	0.8 apg	11.1
22	Will Sherrill <i>• Had a career-high nine rebounds vs. Iowa State</i>	F	Sr.	6-9	New York, N.Y.	4.3	2.8	0.6 apg	18.0
23	Mike Scott <i>• Will miss the rest of the season with a left ankle injury</i>	F	Sr.	6-8	Chesapeake, Va.	15.9	10.2	1.6 apg	33.7
24	KT Harrell <i>• Career-high 20 points vs. Oregon</i>	G	Fr.	6-4	Montgomery, Ala.	10.1	2.4	0.9 apg	25.1
25	Akil Mitchell (<i>Ah-keel</i>) <i>• 2010 North Carolina Independent School Athletic Association All-State</i>	F	Fr.	6-8	Charlotte, N.C.	2.4	2.8	0.7 apg	13.6
32	Thomas Rogers <i>• Joined the program as a walk-on</i>	G	Fr.	6-6	Farmville, Va.	0.0	0.0	--	1.3
34	James Johnson <i>• Top 100 recruit by Scout.com and ESPNU, plans to redshirt this season</i>	F	Fr.	6-9	Wildomar, Calif.	--	--	--	--

HEAD COACH TONY BENNETT

SECOND SEASON AT VIRGINIA

Alma Mater: Wisc.-Green Bay '92
Hometown: Green Bay, Wisc.



CAREER RECORD

at Virginia	26-26	2 seasons
at Washington State	69-33	3 seasons
CAREER	95-59	5 seasons

VS. RANKED OPPONENTS (AP)

at Virginia	4-5
at Washington State	11-13
CAREER	15-18

AT VIRGINIA

- First coach in UVa history to win his first three ACC games

AT WASHINGTON STATE

- 2007 National Coach of the Year
- Led the Cougars to the 2007 and 2008 NCAA Tournaments
- 2008 NCAA Sweet Sixteen
- Led WSU to the highest ranking in school history (No. 4)

PLAYING CAREER

- Played for his father, Dick Bennett, at UWGB
- Two-time Mid-Continent Conference Player of the Year
- Finished career as the all-time leading scorer in conference history with 2,285 points
- Still the NCAA career 3-point percentage leader at 49.7 percent
- 1992 Frances Pomeroy Naismith Award (best senior player under six-feet tall)
- 1992 GTE Academic All-American of the Year
- Played three seasons in the NBA with Charlotte Hornets (1992-95)

CURRENT DIVISION I HEAD COACHES WHO PLAYED IN THE NBA...

Steve Alford	New Mexico
Jerome Allen	Penn
Tony Bennett	Virginia
Johnny Dawkins	Stanford
Billy Donovan	Florida
Fred Hoiberg	Iowa State
Jeff Lebo	East Carolina
Jim Les	Bradley
Sidney Lowe	NC State
Mark Macon	Binghamton
Cuonzo Martin	Missouri State
Lorenzo Romar	Washington
Larry Smith	Alcorn State
Isiah Thomas	Florida International
Brooks Thompson	UTSA
Rex Walters	San Francisco
Corliss Williamson	Central Arkansas
Sean Woods	Mississippi Valley St.

2010-11 VIRGINIA MEN'S BASKETBALL GAME NOTES

THE LAST TIME ...

VIRGINIA INDIVIDUALS

- **Scored 30 points:** Mustapha Farrakhan (31) vs. Howard (1/4/11)
- **Scored 40 points:** Sean Singletary (41) at Miami (3/1/08)
- **Two players with 20 points:** Joe Harris (24) and Mustapha Farrakhan (23) at Minnesota (11/29/10)
- **Three players with 20 points:** Chris Williams (27), Roger Mason, Jr. (22) and Donald Hand (20) vs. Duke (1/5/00)
- **Four players with 20 points:** Chris Williams (23), Donald Hand (22), Adam Hall (21), and Travis Watson (20) vs. Georgetown (3/15/00)
- **A player with back-to-back 25-point games:** Sylvan Landesberg, 26 at Georgia Tech (12/28/08), 25 vs. Xavier (1/3/09)
- **One player scored in double figures:** Mustapha Farrakhan (18) vs. Norfolk State (12/20/10)
- **Five players scored in double figures:** Assane Sene (15), Joe Harris (14), Mustapha Farrakhan (13), Sammy Zeglinski (11), Jontel Evans (10), at Wake Forest (1/29/11)
- **Six players scored in double figures:** Sean Singletary (27), Adrian Joseph (13), Jamil Tucker (13), Mamadi Diane (12), Calvin Baker (11), Laurynas Mikalauskas (11), vs. Maryland (3/9/08)
- **Seven players scored in double figures:** Cornel Parker (20), Junior Burrough (15), Ted Jeffries (14), Cory Alexander (13), Jason Williford (12), Yuri Barnes (11) and Doug Smith (11) vs. Clemson (1/13/93)
- **Had 15 rebounds:** Assane Sene (15) vs. Maryland (1/27/11)
- **Had 20 rebounds:** Travis Watson (20) vs. Wofford (1/2/03)
- **Had 25 rebounds:** Bob Mortell (25) vs. Washington & Lee (2/27/60)
- **Two players with 10 rebounds:** Sylvan Landesberg (11) and Mike Scott (10) at Maryland (1/20/09)
- **Three players with 10 rebounds:** Yuri Barnes (13), Jason Williford (12) and Junior Burrough (11) vs. Rice (12/4/93)
- **Double-Double:** Assane Sene (15 pts, 13 rebs) at Wake Forest (1/29/11)
- **Two players had a double-double:** Adrian Joseph (23 pts, 11 rebs) and Mike Scott (10 pts, 13 rebs) at Penn (11/23/07)
- **Three players had a double-double:** Jason Williford (10 pts, 15 rebs), Ted Jeffries (23 pts, 10 rebs), and Cornel Parker (11 pts, 11 rebs) at William & Mary (1/25/93)
- **Double-Double with points and assists:** Sean Singletary (22 pts, 10 assts) vs. Old Dominion (3/24/08)
- **Triple-Double:** Ralph Sampson (15 pts, 22 rebs, 10 blks) vs. Old Dominion (12/29/79)
- **Four Double-Doubles in a row:** Mike Scott [5 in a row] (27 pts, 15 rebs) vs. Oklahoma (11/23/10), (16 pts, 10 rebs) vs. Wichita State (11/24/10), (17 pts, 12 rebs) at Minnesota (11/29/10), (21 pts, 13 rebs) at Virginia Tech (12/5/10), (10 pts, 13 rebs) vs. Radford (12/7/10)
- **20 points and 20 rebounds:** Travis Watson (21 pts, 20 rebs) vs. Wofford (1/2/03)
- **10 assists:** Jontel Evans (10) vs. Howard (1/4/11)
- **5 Blocked Shots:** Assane Sene (5) at Boston College (1/19/11)
- **5 Steals:** Sammy Zeglinski (5) vs. Florida State (1/24/09)
- **Led UVA in Points, Rebounds and Assists:** Sylvan Landesberg (22 pts, 6 rebs, 5 assts) vs. Georgia Tech (1/13/10)
- **Hit a last second shot to win a game:** Sean Singletary vs. Duke (2/1/07) [jumper with one second in OT]; J.R. Reynolds vs. Loyola Marymount (12/23/04) [layup with 1.5 seconds in regulation]
- **Played every minute:** Sylvan Landesberg (45) vs. Clemson (2/15/09)
- **Played 40 or more minutes:** Sammy Zeglinski (40) and Mike Scott (40) vs. Virginia Tech (1/28/10)

VIRGINIA TEAM

- **Won in Overtime:** vs. Clemson, 85-81 (2/15/09)
- **Lost in Overtime:** vs. Wake Forest, 61-64 (2/6/10)
- **Played Two Overtimes:** vs. Maryland, L 89-92 (2/19/05)
- **Played Three Overtimes:** vs. Georgetown, L 111-115 (3/15/00)
- **Shot 70 percent for a Half:** 76.2% (16-21) vs. Howard 1st Half (1/4/11)
- **Shot 60 percent in a Game:** 66.7% (32-48) vs. Howard (1/4/11)
- **Shot less than 30 percent in a Game:** 27.7% (13-47) vs. Radford (12/7/10)
- **Shot 90 percent from the free throw line:** 100.0 % (11-11) at Stanford (11/18/10)
- **Shot 50 percent from 3-point line:** 66.7% (10-15) vs. Georgia Tech (1/22/11)
- **Shot less than 30 percent in a half:** 26.1% (6-23) in 2nd Half vs. North Carolina (1/8/11)
- **Shot less than 20 percent in a half:** 16.7% (4-24) in 2nd Half vs. Radford (12/7/10)
- **Shot 55 percent or better and lost:** 56.9% (29-51) vs. Duke (3/14/03)
- **Attempted 50 FTs:** 52 (made 34) vs. Howard (12/12/94)
- **Made 30 FTs:** 31 (36 att.) vs. Tennessee (3/18/07)
- **Made 10 3-pt FGs:** 10 vs. Georgia Tech (1/22/11)
- **Failed to make a 3-pt FG:** at Georgia Tech (12/4/05)
- **Had 50 rebounds:** 50 vs. North Carolina (1/15/09)
- **Had 25 assists:** 27 vs. Howard (11/21/01)
- **Had 15 steals:** 16 vs. NC State (2/24/08)
- **Had 10 blocks:** 10 at Virginia Tech (1/10/09)
- **Scored 50 pts in a half:** 58 at Minnesota, 2nd half (11/29/10)
- **Scored 60 pts in a half:** 60 vs. Gonzaga, 1st half (1/3/07)
- **Scored 70 pts in a half:** 70 vs. Coastal Carolina, 2nd half (11/20/00)
- **Scored 100 pts (ACC):** 103 vs. Maryland (1/16/07)
- **Scored 100 pts (non-conf):** 107 vs. VMI (11/16/08)
- **Scored under 20 pts in 1st half:** 15 vs. Iowa St (12/30/10)
- **Scored under 20 pts in 2nd half:** 19 vs. UNC (1/8/11)
- **Scored under 50 pts in a game:** 42 vs. Maryland (1/27/11)

OPPONENT INDIVIDUALS

- **Scored 30 points:** Greivis Vasquez (30), Maryland (2/15/10)
- **Scored 35 points:** J.J. Redick (40), Duke (1/28/06)
- **Scored 40 points:** J.J. Redick (40), Duke (1/28/06)
- **Scored 50 points:** Len Chappell (50), Wake (2/12/62)
- **Two players with 20 points:** Kyle Singler (21) and Jon Scheyer (20), Duke (2/28/10)
- **Three players with 20 points:** Seth Curry (26), Kyle Ohman (26), Anthony Smith (21), Liberty (11/25/08)
- **Two players with 30 points:** Trevor Powell (31) and Tony Smith (31), Marquette (2/3/90)
- **Five players scored in double figures:** Isaiah Thomas (18), C.J. Wilcox (17), Abdul Gaddy (12), Terrence Ross (12), Justin Holiday (11), Washington (11/22/10)
- **Six players scored in double figures:** C.J. Harris (15), Ari Stewart (12), Travis McKie (12), J.T. Terrell (11), Ty Walker (11), Gary Clark (10), at Wake Forest (1/29/11)
- **Seven players scored in double figures:** Stanley Burrell (15), Drew Lavender (13), C.J. Anderson (12), B.J. Raymond (12), Josh Duncan (11), Charles Bronson (11), and Jason Love (10), at Xavier (1/3/08)
- **Double-Double:** Travis McKie (12 pts, 10 rebs), at Wake Forest (1/29/11)
- **Double-Double with points and assists:** Eric Hayes (10 pts, 11 assts), at Maryland (1/20/09)

- **Two players had a double-double:** Donte Green (20 pts, 10 rebs) and Paul Harris (10 pts, 14 rebs), Syracuse (12/5/07)
- **Had 15 rebounds:** Mason Plumlee (16), at Duke (1/15/11)
- **Had 20 rebounds:** Tim Duncan (23), Wake (2/22/97)
- **Had 10 assists:** Eric Hayes (11), at Maryland (1/20/09)
- **5 Blocked Shots:** Trevor Mbakwe (5), at Minnesota (11/29/10)
- **5 Steals:** Justin Holiday (6), Washington (11/22/10)
- **Hit a last second shot to win a game:** Deron Washington of Virginia Tech (1/16/08) [0.0 seconds in overtime]

OPPONENT TEAM

- **Shot less than 30 percent in a Game:** 27.1% (13-48) NJIT (12/21/09)
- **Shot less than 30 percent in a Game (ACC):** 29.0% (20-69), Wake Forest (2/24/96)
- **Shot 60 percent in a Game:** 63.8% (37-58), at Xavier (1/3/08)
- **Shot 55 percent or better and lost:** 55.3% (26-47), Cleveland State (11/25/09)
- **Scored 100 pts:** 106, Washington (11/22/10)
- **Scored 60 pts in a half:** 60, at Miami, 2nd half (3/1/08)
- **Scored under 20 pts in 1st half:** 19, Radford (12/7/10)
- **Scored under 20 pts in 2nd half:** 19, NC State (2/3/10)
- **Scored under 50 pts in a game:** 49, Norfolk St (12/20/10)
- **Had 25 assists:** 27, at Xavier (1/3/08)
- **Had 15 steals:** 15, VMI (11/16/08)
- **Had 10 blocks:** 10 vs. North Carolina (1/15/09)
- **Failed to make a 3-pt FG:** vs. Arizona State (11/27/99)

JOHN PAUL JONES ARENA RECORDS

VIRGINIA PLAYERS

Points:	40, J.R. Reynolds vs. Wake Forest, 1/21/07
Most 1st Half Points:	23, Sean Singletary vs. Virginia Tech, 1/16/08
Most 2nd Half Points:	26, Sylven Landesberg vs. Boston College, 2/4/09
Rebounds:	18, Mike Scott vs. VMI, 11/16/08
Field Goals:	13, Sylven Landesberg vs. Boston College, 2/4/09
Field Goal Attempts:	23, Sylven Landesberg vs. Boston College, 2/4/09
Field Goal Pct.:	1.000 (6-6), Sammy Zeglinski vs. Clemson, 2/15/09
3-Point Field Goals:	8, Mustapha Farrakhan vs. Howard, 1/4/11
3-Point FG Attempts:	12, Sean Singletary vs. Gonzaga, 1/3/07 12, Sean Singletary vs. Georgia Tech, 2/24/07
3-Point FG Pct.:	1.000 (3-3), Sammy Zeglinski vs. Clemson, 2/15/09 (3-3), KT Harrell vs. Radford, 12/7/10
Free Throws Made:	14, Sean Singletary vs. Hampton, 12/16/06 14, Sylven Landesberg vs. Florida State, 1/24/09
Free Throw Attempts:	16, Sean Singletary vs. Hampton, 12/16/06
FT Pct.:	1.000 (14-14), Sylven Landesberg vs. Florida State, 1/24/09
Assists:	10, three times by Sean Singletary last vs. Old Dominion, 3/24/08 10, Jontel Evans vs. Howard, 1/4/11
Steals:	7, Sean Singletary vs. NC State, 2/24/08
Blocks:	5, Assane Sene vs. Hampton, 12/23/09

VIRGINIA TEAM

Most Points:	108 vs. Gonzaga, 1/3/07
Fewest Points:	42 vs. Maryland, 1/27/11
Most 1st Half:	60 vs. Gonzaga, 1/3/07
Fewest 1st Half:	15, vs. Iowa State, 12/30/10
Most 2nd Half:	57 vs. Arizona, 11/12/06
Fewest 2nd Half:	19 vs. UNC, 1/8/11
Rebounds:	54 vs. UMES, 11/26/06
Field Goals:	43 vs. VMI, 11/16/08
Field Goal Attps.:	82 vs. UNC, 1/15/09
Field Goal Pct.:	.667 (32-48) vs. Howard, 1/4/11
3-Pt. FG:	18 vs. Gonzaga, 1/3/07
3-Pt. FG Attempts:	36 vs. Georgia Tech, 1/27/08
3-Point FG Pct.:	.667 (10-15) vs. Georgia Tech, 1/22/11
Free Throws:	39 vs. Maryland, 1/16/07
FT Attempted:	49 vs. Maryland, 1/16/07
Free Throw Pct.:	1.000 (8-8) vs. Wake Forest, 2/28/09
Assists:	24 vs. Howard, 11/14/07 24 vs. VMI, 11/16/08
Steals:	16 vs. NC State, 2/24/08
Blocks:	12 vs. Longwood, 2/13/07
Most Turnovers:	21 vs. Longwood, 12/7/07 21 vs. Hampton, 12/19/07
Fewest Turnovers:	6 vs. Boston Coll., 1/19/08

OPPONENT PLAYERS

Points:	32, K.C. Rivers Clemson, 2/7/08 32, Talor Battle Penn State, 11/30/09
Most 1st Half Points:	17, four times Last by Elijah Millsap UAB, 12/30/09
Most 2nd Half Points:	28, Talor Battle Penn State, 11/30/09
Rebounds:	16, Al Thornton Florida State, 2/17/07
Field Goals:	13, Elijah Millsap UAB, 12/30/09
Field Goal Attempts:	24, Malcolm Delaney Virginia Tech, 1/28/10
Field Goal Pct.:	.875 (7-8), Ahmed Grant UNC Wilmington, (1/18/10)
3-Point Field Goals:	8, K.C. Rivers Clemson, 2/7/08
3-Pt. FG Attempts:	12, Jeremy Crouch Bradley, 3/26/08
3-Pt. FG Pct.:	1.000 (5-5), Tony Dukus USC Upstate, 11/15/10
Free Throws Made:	15, Tyler Hansbrough North Carolina, 1/15/09
FT Attempted:	17, Tyler Hansbrough North Carolina, 1/15/09
FT Pct.:	1.000 (8-8), Tyrese Rice Boston College, 2/4/09 1.000 (8-8), Sean Mosley Maryland, 3/6/10
Assists:	11, Cliff Hammonds Clemson, 2/7/08
Steals:	5, Jon Scheyer Duke, 2/28/10
Blocks:	6, Eric Hall Radford, 11/21/08

OPPONENT TEAM

Most Points:	97, VMI, 11/16/08
Fewest Points:	37, NJIT, 12/21/09
Most 1st Half:	50, North Carolina, 1/15/09
Fewest 1st Half:	18, NC State, 2/24/08
Most 2nd Half:	61, Gonzaga, 1/3/07
Fewest 2nd Half:	18, NJIT, 12/21/09
Rebounds:	47, Virginia Tech, 1/16/08 North Carolina, 1/15/09
Field Goals:	37, VMI, 11/16/08
Field Goal Attps.:	79, VMI, 11/16/08
Field Goal Pct.:	.566 (30-53) Liberty, 11/25/08
3-Pt. FG:	16, Clemson, 2/7/08
3-Pt. FG Attempts:	39, Hartford, 12/30/07
3-Point FG Pct.:	.615 (16-26) Clemson, (2/7/08)
Free Throws:	26, Boston College, 2/4/09
FT Attempted:	31, Boston College, 2/4/09
Free Throw Pct.:	.944 (17-18) American, 12/28/06
Assists:	22, Clemson, 2/7/08
Steals:	15, VMI, 11/16/08
Blocks:	10, Radford, 11/21/08 North Carolina, 1/15/09
Most Turnovers:	25, NC State, 2/24/08
Fewest Turnovers:	6, Miami, 2/3/07

RECORD AT JPJA

2006-07 to present 83 games..... 57-26

LONGEST WIN STREAK

12 games
from 1/16/07 vs. Maryland
through 11/27/07 vs. Northwestern

LONGEST LOSING STREAK

4 games
from 2/6/10 vs. Wake Forest
through 3/6/10 vs. Maryland

MISCELLANEOUS

Biggest Comeback:	19 points vs. Arizona, 11/12/06
Biggest Lead Given up in a Loss:	14 points vs. Bradley, 3/26/08
Largest Lead:	45 points vs. Northwestern, 11/27/07
Biggest Deficit:	38 points vs. Clemson, 2/7/08
Largest Margin of Victory:	42 points, vs. Northwestern, 11/27/07
Largest Margin of Defeat:	31 points, vs. Clemson, 2/7/08
Overtime Games (Record):	6 (2-4) Last: 61-64 loss vs. Wake Forest, 2/6/10

BILLY BARON

#15



Freshman • Guard • 6-2 • 192 • East Greenwich, R.I. • Worcester Academy

2010-11 SEASON:

- Had three points vs. Iowa State
- Had three points vs. Norfolk State
- Had seven points vs. Oklahoma
- Had 14 points, three rebounds, three assists and two steals vs. USC Upstate
- Had 19 points vs. William & Mary in his collegiate debut
- Against W&M shot 5-6 from behind the arc (his .833 3FG% was the highest by a Cavalier player in a game (min 5 att.) since Mamadi Diane went 5-6 vs. Arizona on Nov. 12, 2006)
- Had six points and four assists in the exhibition game vs. Roanoke College

SINGLE GAME BESTS

POINTS

Season: 19 vs. W&M (11/12/10)
 Career: 19 vs. W&M (11/12/10)
 ACC: --

REBOUNDS

Season: 3 vs. USC Upstate (11/15/10)
 Career: 3 vs. USC Upstate (11/15/10)
 ACC: 1 at Boston College (1/19/11)

FG MADE

Season: 6 vs. W&M (11/12/10)
 Career: 6 vs. W&M (11/12/10)
 ACC: --

FG ATTEMPTS

Season: 8 vs. W&M (11/12/10)
 Career: 8 vs. W&M (11/12/10)
 ACC: 1 on three occasions

3 PT FG MADE

Season: 5 vs. W&M (11/12/10)
 Career: 5 vs. W&M (11/12/10)
 ACC: --

3 PT FG ATTEMPTS

Season: 6 vs. W&M (11/12/10), vs. Wash (11/22/10)
 Career: 6 vs. W&M (11/12/10), vs. Wash (11/22/10)
 ACC: 1 on three occasions

FT MADE

Season: 6 vs. USC Upstate (11/15/10)
 Career: 6 vs. USC Upstate (11/15/10)
 ACC: --

FT ATTEMPTS

Season: 7 vs. USC Upstate (11/15/10)
 Career: 7 vs. USC Upstate (11/15/10)
 ACC: --

ASSISTS

Season: 3 vs. W&M (11/12/10), Upstate (11/15/10)
 Career: 3 vs. W&M (11/12/10), Upstate (11/15/10)
 ACC: --

TURNOVERS

Season: 2 at Minnesota (11/29/10)
 Career: 2 at Minnesota (11/29/10)
 ACC: 1 at BC (1/19/11), vs. Md (1/27/11)

BLOCKS

Season: --
 Career: --
 ACC: --

STEALS

Season: 2 vs. Upstate (11/15/10), Wash (11/22/10)
 Career: 2 vs. Upstate (11/15/10), Wash (11/22/10)
 ACC: --

MINUTES

Season: 25 vs. USC Upstate (11/15/10)
 Career: 25 vs. USC Upstate (11/15/10)
 ACC: 8 vs. Maryland (1/27/11)

2010-11 GAME-BY-GAME:


Opponent	GP-GS	FG-FGA	3FG-3FGA	FT-FTA	Off-Def	Total	A	TO	Blk	Stl	PF	Min	Pts
W&M	1-0	6-8	5-6	2-2	0-0	0	3	0	0	1	1	21	19
USC Upstate	2-0	3-4	2-3	6-7	0-3	3	3	0	0	2	2	25	14
at Stanford	3-0	1-5	0-4	0-0	0-1	1	2	1	0	0	0	23	2
vs. Washington	4-0	1-7	1-6	0-0	0-2	2	0	0	0	2	1	21	3
vs. Oklahoma	5-0	2-6	2-5	1-4	0-1	1	0	1	0	0	0	16	7
vs. Wichita St	6-0	0-3	0-2	0-0	0-1	1	0	0	0	0	0	11	0
at Minnesota	7-0	0-2	0-0	0-0	0-1	1	1	2	0	0	1	7	0
at Virginia Tech	8-0	0-1	0-1	0-0	0-0	0	0	0	0	0	0	3	0
Radford	9-0	0-1	0-1	0-0	0-0	0	1	0	0	0	0	6	0
Oregon	10-0	0-0	0-0	0-0	0-0	0	0	0	0	0	0	1	0
Norfolk St	11-0	1-1	1-1	0-0	0-0	0	0	1	0	0	0	6	3
Seattle	12-0	0-1	0-1	0-0	0-0	0	0	0	0	0	0	1	0
Iowa State	13-0	1-6	1-5	0-0	0-2	2	1	1	0	1	2	20	3
LSU	DNP												
Howard	14-0	0-1	0-1	0-0	0-0	0	2	0	0	0	2	13	0
N. Carolina	DNP												
at Duke	15-0	0-1	0-1	0-0	0-0	0	0	0	0	0	0	2	0
at BC	16-0	0-0	0-0	0-0	0-1	1	0	1	0	0	2	5	0
Georgia Tech	DNP												
Maryland	17-0	0-1	0-1	0-0	0-0	0	0	1	0	0	0	8	0
at Wake	DNP												

CAREER STATISTICS

Year	G-GS	Min-Avg.	FG-FGA	Pct.	3FG-3FGA	Pct.	FT-FTA	Pct.	Off-Def.	Reb-Avg.	PF-DQ	Ast	TO	Blk	Stl	Pts-Avg
2010-11	17-0	189-11.1	15-48	.313	12-38	.316	9-13	.692	0-12	12-0.7	11-0	13	8	0	6	51-3.0
ACC	4-0	18-4.5	0-3	.000	0-3	.000	0-0	.000	0-1	1-0.3	2-0	0	2	0	0	0-0.0
CAREER	17-0	189-11.1	15-48	.313	12-38	.316	9-13	.692	0-12	12-0.7	11-0	13	8	0	6	51-3.0
ACC	4-0	18-4.5	0-3	.000	0-3	.000	0-0	.000	0-1	1-0.3	2-0	0	2	0	0	0-0.0

JONTELEEVANS

#1



Sophomore • Guard • 5-11 • 190 • Hampton, Va. • Bethel

2010-11 SEASON:

- Had 10 points (5-6 FGs) at Wake Forest
- Tied a career high with 11 points vs. North Carolina
- Had a career-high 10 assists and tied a career high with three steals vs. Howard (became the first Cavalier to have 10 assists in a game since Sean Singletary vs. ODU in 2008)
- Had eight points, six assists, four rebounds, three steals and no turnovers vs. LSU
- Had seven points vs. Oregon
- Tied a career high with three steals vs. Radford
- Had 10 points and five assists vs. Wichita State
- Had five points, five rebounds, six assists, three steals and no turnovers vs. Oklahoma
- Scored a career-high 11 points at Stanford, playing a career-high 37 minutes
- Had 10 points vs. USC Upstate
- Had six points and seven assists vs. William & Mary
- Had seven points and six rebounds in the exhibition vs. Roanoke College

SINGLE GAME BESTS

POINTS

Season: 11 at Stan (11/18/10), vs. UNC (1/8/11)
 Career: 11 at Stan (11/18/10), vs. UNC (1/8/11)
 ACC: 11 vs. North Carolina (1/8/11)

REBOUNDS

Season: 5 vs. Oklahoma (11/23/10)
 Career: 7 vs. Miami (1/16/10)
 ACC: 7 vs. Miami (1/16/10)

3 PT FG MADE

Season: 5 vs. UNC (1/8/11), at Wake (1/29/11)
 Career: 5 vs. UNC (1/8/11), at Wake (1/29/11)
 ACC: 5 vs. UNC (1/8/11), at Wake (1/29/11)

FG ATTEMPTS

Season: 14 at Boston College (1/19/11)
 Career: 14 at Boston College (1/19/11)
 ACC: 14 at Boston College (1/19/11)

3 PT FG MADE

Season: 1 on three occasions
 Career: 1 on five occasions
 ACC: 1 vs. UNC (1/8/11), vs. Md. (1/27/11)

3 PT FG ATTEMPTS

Season: 2 vs. Wichita State (11/24/10)
 Career: 2 on four occasions
 ACC: 2 vs. GT (1/13/10), at Wake (1/23/10)

FT MADE

Season: 4 vs. Wichita State (11/24/10)
 Career: 4 vs. Wichita State (11/24/10)
 ACC: 3 vs. Duke (2/28/10), vs. GT (1/22/11)

FT ATTEMPTS

Season: 8 vs. Wichita State (11/24/10)
 Career: 8 vs. Wichita State (11/24/10)
 ACC: 6 vs. Georgia Tech (1/22/11)

ASSISTS

Season: 10 vs. Howard (1/4/11)
 Career: 10 vs. Howard (1/4/11)
 ACC: 6 at North Carolina (1/31/10)

TURNOVERS

Season: 6 vs. Washington (11/22/10)
 Career: 6 vs. Washington (11/22/10)
 ACC: 4 at North Carolina (1/31/10)

BLOCKS

Season: 1 vs. Ore (12/17/10), Seattle (12/22/10)
 Career: 1 on three occasions
 ACC: 1 vs. Duke (2/28/10)

STEALS

Season: 3 on four occasions
 Career: 3 on eight occasions
 ACC: 3 at Clemson (2/20/10), vs. Duke (2/28/10)

MINUTES

Season: 37 at Stanford (11/18/10)
 Career: 37 at Stanford (11/18/10)
 ACC: 34 at Duke (1/15/11)

2010-11 GAME-BY-GAME:


Opponent	GP-GS	FG-FGA	3FG-3FGA	FT-FTA	Off-Def	Total	A	TO	Blk	Stl	PF	Min	Pts
W&M	1-1	3-4	0-0	0-0	0-2	2	7	1	0	1	0	31	6
USC Upstate	2-2	4-7	0-0	2-4	2-2	4	1	0	0	1	1	30	10
at Stanford	3-3	4-9	0-0	3-3	1-2	3	5	3	0	2	1	37	11
vs. Washington	4-4	1-3	0-0	1-2	1-0	1	3	6	0	0	4	20	3
vs. Oklahoma	5-5	2-3	0-0	1-2	0-5	5	6	0	0	3	1	27	5
vs. Wichita St	6-6	3-11	0-2	4-8	0-3	3	5	4	0	1	4	34	10
at Minnesota	7-7	1-2	0-0	1-2	0-1	1	5	3	0	1	4	28	3
at Virginia Tech	8-8	2-6	0-0	0-0	0-2	2	4	1	0	0	3	19	4
Radford	9-9	0-2	0-0	2-2	0-1	1	2	3	0	3	3	26	2
Oregon	10-10	2-4	0-0	3-4	0-1	1	1	5	1	1	2	27	7
Norfolk St	11-11	1-4	1-1	0-0	1-3	4	2	2	0	0	3	23	3
Seattle	12-11	1-3	0-0	2-4	2-1	3	0	2	1	1	2	23	4
Iowa State	13-12	2-5	0-1	0-1	0-1	1	2	0	0	2	2	26	4
LSU	14-13	4-7	0-1	0-0	0-4	4	6	0	0	3	1	32	8
Howard	15-14	0-2	0-0	0-0	0-0	0	10	2	0	3	2	25	0
N. Carolina	16-15	5-9	1-1	0-0	0-3	3	4	1	0	2	2	32	11
at Duke	17-16	2-8	0-0	2-4	0-3	3	3	3	0	2	3	34	6
at BC	18-17	3-14	0-0	0-0	2-2	4	2	1	0	0	4	26	6
Georgia Tech	19-18	0-3	0-0	3-6	0-2	2	5	2	0	2	3	31	3
Maryland	20-19	2-5	1-1	1-2	0-1	1	1	2	0	0	4	22	6
at Wake	21-20	5-6	0-0	0-0	0-4	4	3	1	0	1	2	31	10

CAREER STATISTICS

Year	G-GS	Min-Avg.	FG-FGA	Pct.	3FG-3FGA	Pct.	FT-FTA	Pct.	Off-Def.	Reb-Avg.	PF-DQ	Ast	TO	Blk	Stl	Pts-Avg
2009-10	31-11	512-16.5	31-84	.369	2-12	.167	9-16	.563	6-40	46-1.5	55-1	60	27	1	34	73-2.4
ACC	16-10	287-17.9	14-53	.264	0-7	.000	6-12	.500	5-18	23-1.4	34-1	31	13	1	19	34-2.1
2010-11	21-20	584-27.8	47-117	.402	3-7	.429	25-44	.568	9-43	52-2.5	51-0	77	42	2	29	122-5.8
ACC	7-7	195-27.9	19-51	.373	2-2	1.000	6-12	.500	2-17	19-2.7	21-0	22	11	0	7	46-6.6
2009-10	52-31	1096-21.1	78-201	.388	5-19	.263	34-60	.567	15-83	98-1.9	106-1	137	69	3	63	195-3.8
ACC	23-17	482-21.0	33-104	.317	2-9	.222	12-24	.500	7-35	42-1.8	55-1	53	24	1	26	80-3.5

MUSTAPHA FARRAKHAN

#2



Senior • Guard • 6-4 • 181 • Harvey, Ill. • Thornton Township

2010-11 SEASON:

- Tri-captain
- Had 13 points at Wake Forest
- Had an ACC career-high 23 points and tied a career high with five assists vs. Georgia Tech, in a career-high 37 minutes
- Had 14 points and a career-high seven rebounds at Boston College
- Had 15 points at #1 Duke
- Had 11 points vs. North Carolina
- Scored a career-high 31 points (11-12 FG, 8-9 3FG) vs. Howard, tying a school record with eight consecutive 3-pointers made
- Had 11 points vs. LSU
- Had 18 points and five rebounds vs. Norfolk State
- Had 17 points vs. Oregon
- Had 14 points vs. Radford
- Scored nine points, had five rebounds, and tied career highs with five assists and two blocks at Virginia Tech
- Had 23 points (8-14 FG, 4-5 3FG), had five rebounds and four assists at #15 Minnesota
- Had 10 points vs. Oklahoma
- Had 14 points at Stanford
- Had 11 points vs. USC Upstate
- Had 10 points, four rebounds and two steals vs. William & Mary

SINGLE GAME BESTS

POINTS

Season: 31 vs. Howard (1/4/11)
 Career: 31 vs. Howard (1/4/11)
 ACC: 23 vs. Georgia Tech (1/22/11)

REBOUNDS

Season: 7 at Boston College (1/19/11)
 Career: 7 at Boston College (1/19/11)
 ACC: 7 at Boston College (1/19/11)

FG MADE

Season: 11 vs. Howard (1/4/11)
 Career: 11 vs. Howard (1/4/11)
 ACC: 6 vs. Georgia Tech (1/22/11)

FG ATTEMPTS

Season: 14 at Minn (11/29/10), vs. NSU (12/20/10)
 Career: 15 vs. North Carolina (1/15/09)
 ACC: 15 vs. North Carolina (1/15/09)

3 PT FG MADE

Season: 8 vs. Howard (1/4/11)
 Career: 8 vs. Howard (1/4/11)
 ACC: 4 at Virginia Tech (1/10/09)

3 PT FG ATTEMPTS

Season: 9 vs. Howard (1/4/11)
 Career: 9 vs. Howard (1/4/11)
 ACC: 7 vs. North Carolina (1/15/09)

FT MADE

Season: 9 vs. Georgia Tech (1/22/11)
 Career: 9 vs. Georgia Tech (1/22/11)
 ACC: 9 vs. Georgia Tech (1/22/11)

FT ATTEMPTS

Season: 11 vs. Georgia Tech (1/22/11)
 Career: 11 vs. Georgia Tech (1/22/11)
 ACC: 11 vs. Georgia Tech (1/22/11)

ASSISTS

Season: 5 at VT (12/5/10), vs. GT (1/22/11)
 Career: 5 on three occasions
 ACC: 5 on three occasions

TURNOVERS

Season: 4 vs. Maryland (1/27/11)
 Career: 4 on four occasions
 ACC: 4 vs. Maryland (1/27/11)

BLOCKS

Season: 2 at Virginia Tech (12/5/10)
 Career: 2 on four occasions
 ACC: 2 on three occasions

STEALS

Season: 2 on five occasions
 Career: 3 vs. Georgia Tech (1/13/10)
 ACC: 3 vs. Georgia Tech (1/13/10)

MINUTES

Season: 37 vs. Georgia Tech (1/22/11)
 Career: 37 vs. Georgia Tech (1/22/11)
 ACC: 37 vs. Georgia Tech (1/22/11)

2010-11 GAME-BY-GAME:

Opponent	GP-GS	FG-FGA	3FG-3FGA	FT-FTA	Off-Def	Total	A	TO	Blk	Stl	PF	Min	Pts
W&M	1-1	3-8	3-7	1-2	0-4	4	1	1	0	2	1	28	10
USC Upstate	2-2	4-8	1-4	2-2	0-1	1	2	3	1	0	3	24	11
at Stanford	3-3	4-10	2-7	4-4	0-1	1	2	3	0	1	2	30	14
vs. Washington	4-4	1-8	0-4	2-2	0-1	1	3	2	0	0	0	25	4
vs. Oklahoma	5-4	5-7	0-0	0-3	0-0	0	3	2	0	2	2	33	10
vs. Wichita St	6-4	0-1	0-0	0-0	0-0	0	0	3	1	1	4	13	0
at Minnesota	7-4	8-14	4-5	3-4	2-3	5	4	0	0	0	1	34	23
at Virginia Tech	8-5	3-4	0-1	3-5	0-5	5	5	0	2	2	2	36	9
Radford	9-6	2-7	2-4	8-8	1-2	3	1	1	1	0	1	30	14
Oregon	10-7	5-11	2-4	5-5	0-3	3	1	2	1	1	0	34	17
Norfolk St	11-8	7-14	2-5	2-2	0-5	5	2	2	1	2	2	35	18
Seattle	12-9	1-12	0-7	4-4	0-1	1	0	0	0	0	2	29	6
Iowa State	13-10	2-10	0-4	2-2	0-2	2	0	3	0	1	0	23	6
LSU	14-10	2-6	1-5	6-8	1-2	3	2	1	0	0	0	25	11
Howard	15-11	11-12	8-9	1-2	0-1	1	0	2	0	0	0	28	31
N. Carolina	16-12	3-9	1-5	4-4	1-1	2	2	1	0	0	1	31	11
at Duke	17-13	4-7	3-3	4-5	0-3	3	2	1	0	2	0	32	15
at BC	18-14	5-9	1-3	3-4	1-6	7	4	2	0	0	5	36	14
Georgia Tech	19-15	6-10	2-4	9-11	0-3	3	5	3	0	0	3	37	23
Maryland	20-16	3-10	0-3	2-5	0-3	3	2	4	0	0	3	29	8
at Wake	21-17	5-13	1-5	2-3	0-3	3	1	2	0	0	2	36	13

CAREER STATISTICS

Year	G-GS	Min-Avg.	FG-FGA	Pct.	3FG-3FGA	Pct.	FT-FTA	Pct.	Off-Def.	Reb-Avg.	PF-DQ	Ast	TO	Blk	Stl	Pts-Avg
2007-08	19-0	115-6.1	7-38	.184	2-16	.125	1-5	.200	4-11	15-0.8	9-0	5	12	0	2	17-0.9
ACC	6-0	43-7.2	1-13	.077	1-7	.143	1-3	.333	2-4	6-1.0	3-0	1	3	0	0	4-0.7
2008-09	23-2	239-10.4	33-95	.347	14-41	.341	18-20	.900	4-12	16-0.7	28-1	14	21	2	4	98-4.3
ACC	12-0	135-11.3	17-54	.315	8-26	.308	9-9	1.000	2-6	8-0.7	16-1	8	9	2	2	51-4.3
2009-10	30-10	631-21.0	62-173	.358	23-74	.311	47-60	.783	12-40	52-1.7	31-0	59	44	7	15	194-6.5
ACC	15-1	295-19.7	32-85	.376	9-34	.265	19-28	.679	7-18	25-1.7	14-0	26	21	4	8	92-6.1
2010-11	21-17	628-29.9	84-190	.442	33-89	.371	67-85	.788	6-50	56-2.7	34-1	42	38	7	14	268-12.8
ACC	7-7	237-33.9	29-62	.468	8-24	.333	27-37	.730	2-24	26-3.7	16-1	21	13	2	4	93-13.3
CAREER	93-29	1613-17.3	186-496	.375	72-220	.327	133-170	.782	26-113	139-1.5	102-2	120	115	16	35	577-6.2
ACC	40-8	710-17.8	79-214	.369	26-91	.286	56-77	.727	13-52	65-1.6	49-2	56	46	8	14	240-6.0

KT HARRELL

#24



Freshman • Guard • 6-4 • 204 • Montgomery, Ala. • Brewbaker Tech Magnet

2010-11 SEASON:

- Had 17 points and three assists vs. Georgia Tech
- Had 13 points at Boston College
- Had 13 points vs. North Carolina
- Had 14 points vs. Howard
- Had 15 points vs. LSU
- Had nine points vs. Iowa State
- Had 16 points vs. Seattle
- Had nine points vs. Norfolk State
- ACC Rookie of the Week (12/20/10)
- Had 20 points (8-12 FG) vs. Oregon
- Had 13 points (5-6 FG, 3-3 3FG) vs. Radford
- Had seven points at Virginia Tech
- Had seven points at #15 Minnesota
- Had 10 points vs. Wichita State
- Had 14 points and eight rebounds vs. #13 Washington
- Had 13 points and five rebounds vs. William & Mary in his collegiate debut
- Had 10 points and five rebounds in the exhibition game vs. Roanoke College

SINGLE GAME BESTS

POINTS

Season: 20 vs. Oregon (12/17/10)
 Career: 20 vs. Oregon (12/17/10)
 ACC: 17 vs. Georgia Tech (1/22/11)

REBOUNDS

Season: 8 vs. Washington (11/22/10)
 Career: 8 vs. Washington (11/22/10)
 ACC: 5 vs. North Carolina (1/8/11)

FG MADE

Season: 8 vs. Oregon (12/17/10)
 Career: 8 vs. Oregon (12/17/10)
 ACC: 6 vs. North Carolina (1/8/11)

FG ATTEMPTS

Season: 14 vs. North Carolina (1/8/11)
 Career: 14 vs. North Carolina (1/8/11)
 ACC: 14 vs. North Carolina (1/8/11)

3 PT FG MADE

Season: 3 on three occasions
 Career: 3 on three occasions
 ACC: 3 at BC (1/19/11), vs. GT (1/22/11)

3 PT FG ATTEMPTS

Season: 4 on four occasions
 Career: 4 on four occasions
 ACC: 4 at BC (1/19/11), vs. GT (1/22/11)

FT MADE

Season: 8 vs. Washington (11/22/10)
 Career: 8 vs. Washington (11/22/10)
 ACC: 4 vs. Georgia Tech (1/22/11)

FT ATTEMPTS

Season: 13 vs. Washington (11/22/10)
 Career: 13 vs. Washington (11/22/10)
 ACC: 6 vs. Georgia Tech (1/22/11)

ASSISTS

Season: 3 vs. Upstate (11/15/10), GT (1/22/11)
 Career: 3 vs. Upstate (11/15/10), GT (1/22/11)
 ACC: 3 vs. Georgia Tech (1/22/11)

TURNOVERS

Season: 3 vs. Washington (11/22/10)
 Career: 3 vs. Washington (11/22/10)
 ACC: 2 at Duke (1/15/11), at Wake (1/29/11)

BLOCKS

Season: 1 vs. North Carolina (1/8/11)
 Career: 1 vs. North Carolina (1/8/11)
 ACC: 1 vs. North Carolina (1/8/11)

STEALS

Season: 1 on five occasions
 Career: 1 on five occasions
 ACC: 1 on three occasions

MINUTES

Season: 35 vs. Oregon (12/17/10)
 Career: 35 vs. Oregon (12/17/10)
 ACC: 34 vs. North Carolina (1/8/11)

2010-11 GAME-BY-GAME:


Opponent	GP-GS	FG-FGA	3FG-3FGA	FT-FTA	Off-Def	Total	A	TO	Blk	Stl	PF	Min	Pts
W&M	1-1	5-13	2-4	1-1	3-2	5	1	2	0	0	3	28	13
USC Upstate	2-2	2-3	1-2	0-2	0-2	2	3	2	0	1	3	19	5
at Stanford	3-2	1-5	1-4	0-0	0-0	0	0	1	0	0	2	12	3
vs. Washington	4-2	3-6	0-1	8-13	4-4	8	2	3	0	0	0	26	14
vs. Oklahoma	5-3	0-5	0-2	0-0	0-0	0	0	1	0	0	1	23	0
vs. Wichita St	6-4	4-5	2-2	0-1	1-0	1	0	0	0	0	3	25	10
at Minnesota	7-5	1-5	0-0	5-6	1-1	2	2	0	0	0	2	16	7
at Virginia Tech	8-5	3-8	1-3	0-0	0-0	0	0	0	0	0	0	16	7
Radford	9-5	5-6	3-3	0-0	0-2	2	1	1	0	0	4	16	13
Oregon	10-6	8-12	0-1	4-6	1-3	4	1	1	0	0	1	35	20
Norfolk St	11-7	3-10	0-3	3-6	2-1	3	0	0	0	0	1	32	9
Seattle	12-7	6-11	1-2	3-3	1-3	4	0	0	0	1	3	34	16
Iowa State	13-7	4-9	1-2	0-0	1-2	3	0	0	0	0	2	20	9
LSU	14-8	4-9	1-3	6-7	1-2	3	0	1	0	0	3	26	15
Howard	15-9	6-9	1-3	1-2	1-0	1	1	2	0	0	1	28	14
N. Carolina	16-10	6-14	1-3	0-0	1-4	5	1	1	1	1	2	34	13
at Duke	17-11	1-6	0-0	0-3	0-2	2	2	2	0	0	2	26	2
at BC	18-12	5-8	3-4	0-0	0-1	1	1	1	0	1	2	29	13
Georgia Tech	19-13	5-8	3-4	4-6	1-2	3	3	1	0	0	0	32	17
Maryland	20-14	2-11	0-2	1-2	0-0	0	0	0	0	1	1	25	5
at Wake	21-15	3-7	2-2	0-0	0-1	1	0	2	0	0	2	25	8

CAREER STATISTICS

Year	G-GS	Min-Avg.	FG-FGA	Pct.	3FG-3FGA	Pct.	FT-FTA	Pct.	Off-Def.	Reb-Avg.	PF-DQ	Ast	TO	Blk	Stl	Pts-Avg
2010-11	21-15	527-25.1	77-170	.453	23-50	.460	36-58	.621	18-32	50-2.4	38-0	18	21	1	5	213-10.1
ACC	7-6	187-26.7	25-62	.403	10-18	.556	5-11	.455	2-10	12-1.7	9-0	7	7	1	3	65-9.3
CAREER	21-15	527-25.1	77-170	.453	23-50	.460	36-58	.621	18-32	50-2.4	38-0	18	21	1	5	213-10.1
ACC	7-6	187-26.7	25-62	.403	10-18	.556	5-11	.455	2-10	12-1.7	9-0	7	7	1	3	65-9.3

JOE HARRIS

#12



Freshman • Guard • 6-6 • 202 • Chelan, Wash. • Chelan

2010-11 SEASON:

- Had 14 points at Wake Forest
- Had 11 points and a career-high eight rebounds vs. Georgia Tech
- Had 11 points at Boston College
- Had 15 points at #1 Duke
- Had 10 points vs. North Carolina
- Had 16 points (5-6 3FG) vs. Howard
- Had nine points, five rebounds and two blocks vs. LSU
- Had 14 points vs. Radford
- Had 10 points at Virginia Tech
- Had 24 points (8-12 FG, 4-6 3FG) and five rebounds at #15 Minnesota
- Had nine points and four rebounds vs. Wichita State
- Had eight points vs. Oklahoma
- Had 19 points and seven rebounds vs. #13 Washington
- Had 12 points (4-7 3FG) at Stanford in first career start
- Had eight points and two rebounds vs. USC Upstate
- Had two points, four rebounds and three assists vs. William & Mary in his collegiate debut
- Had 10 points and five rebounds in the exhibition game vs. Roanoke College

SINGLE GAME BESTS

POINTS

Season: 24 at Minnesota (11/29/10)
 Career: 24 at Minnesota (11/29/10)
 ACC: 15 at Duke (1/15/11)

REBOUNDS

Season: 8 vs. Georgia Tech (1/22/11)
 Career: 8 vs. Georgia Tech (1/22/11)
 ACC: 8 vs. Georgia Tech (1/22/11)

FG MADE

Season: 8 vs. Wash (11/22/10), at Minn (11/29/10)
 Career: 8 vs. Wash (11/22/10), at Minn (11/29/10)
 ACC: 5 at Wake Forest (1/29/11)

FG ATTEMPTS

Season: 14 vs. Radford (12/7/10)
 Career: 14 vs. Radford (12/7/10)
 ACC: 11 at Wake Forest (1/29/11)

3 PT FG MADE

Season: 5 vs. Howard (1/4/11)
 Career: 5 vs. Howard (1/4/11)
 ACC: 3 on three occasions

3 PT FG ATTEMPTS

Season: 10 vs. Radford (12/7/10)
 Career: 10 vs. Radford (12/7/10)
 ACC: 7 at BC (1/19/11), at Wake (1/29/11)

FT MADE

Season: 4 at Minn (11/29/10), at Duke (1/15/11)
 Career: 4 at Minn (11/29/10), at Duke (1/15/11)
 ACC: 4 at Duke (1/15/11)

FT ATTEMPTS

Season: 4 on four occasions
 Career: 4 on four occasions
 ACC: 4 vs. UNC (1/8/11), at Duke (1/15/11)

ASSISTS

Season: 4 vs. Iowa State (12/30/10)
 Career: 4 vs. Iowa State (12/30/10)
 ACC: 2 on three occasions

TURNOVERS

Season: 3 on six occasions
 Career: 3 on six occasions
 ACC: 3 at VT(12/5/10), at Duke (1/15/11)

BLOCKS

Season: 2 vs. LSU (1/2/11)
 Career: 2 vs. LSU (1/2/11)
 ACC: 1 on three occasions

STEALS

Season: 2 vs. Radford (12/7/10), Howard (1/4/11)
 Career: 2 vs. Radford (12/7/10), Howard (1/4/11)
 ACC: 1 at VT (12/5/10), at Duke (1/15/11)

MINUTES

Season: 37 vs. Wich St (11/24/10), at Wake (1/29/11)
 Career: 37 vs. Wich St (11/24/10), at Wake (1/29/11)
 ACC: 37 at Wake Forest (1/29/11)

2010-11 GAME-BY-GAME:

Opponent	GP-GS	FG-FGA	3FG-3FGA	FT-FTA	Off-Def	Total	A	TO	Blk	Stl	PF	Min	Pts
W&M	1-0	1-4	0-2	0-0	2-2	4	3	1	0	1	3	18	2
USC Upstate	2-0	3-6	1-4	1-1	0-2	2	1	1	0	1	1	22	8
at Stanford	3-1	4-7	4-7	0-0	0-1	1	0	3	0	0	3	20	12
vs. Washington	4-2	8-13	2-4	1-1	4-3	7	0	3	0	0	2	32	19
vs. Oklahoma	5-3	3-4	2-2	0-0	1-1	2	1	3	0	0	4	21	8
vs. Wichita St	6-4	4-10	1-3	0-0	1-3	4	1	1	0	1	2	37	9
at Minnesota	7-5	8-12	4-6	4-4	0-5	5	1	1	0	1	1	35	24
at Virginia Tech	8-6	3-7	2-3	2-3	2-1	3	2	3	1	1	1	35	10
Radford	9-7	5-14	3-10	1-2	1-1	2	0	2	1	2	1	30	14
Oregon	10-8	2-6	0-2	1-2	1-5	6	0	1	1	1	4	30	5
Norfolk St	11-9	1-4	1-3	0-0	0-0	0	1	0	0	0	3	22	3
Seattle	12-10	2-5	0-2	2-2	2-3	5	1	3	1	0	3	26	6
Iowa State	13-11	2-10	0-5	0-1	1-3	4	4	1	0	0	1	26	4
LSU	14-12	2-9	2-5	3-4	2-3	5	0	2	2	1	1	21	9
Howard	15-12	5-6	5-6	1-2	0-0	0	1	1	0	2	2	21	16
N. Carolina	16-12	3-7	1-5	3-4	0-3	3	0	2	1	0	3	19	10
at Duke	17-12	4-8	3-5	4-4	2-2	4	0	3	0	1	4	28	15
at BC	18-12	4-9	3-7	0-0	0-4	4	1	1	0	0	5	20	11
Georgia Tech	19-13	3-6	3-5	2-3	2-6	8	2	0	0	0	2	32	11
Maryland	20-14	3-8	2-5	0-0	0-4	4	1	1	1	0	1	35	8
at Wake	21-15	5-11	2-7	2-2	2-1	3	2	2	0	0	3	37	14

CAREER STATISTICS

Year	G-GS	Min-Avg.	FG-FGA	Pct.	3FG-3FGA	Pct.	FT-FTA	Pct.	Off-Def.	Reb-Avg.	PF-DQ	Ast	TO	Blk	Stl	Pts-Avg
2010-11	21-15	567-27.0	75-166	.452	41-98	.418	27-35	.771	23-53	76-3.6	50-1	22	35	8	12	218-10.4
ACC	7-4	206-29.4	25-56	.446	16-37	.432	13-16	.813	8-21	29-4.1	19-1	8	12	3	2	79-11.3
CAREER	21-15	567-27.0	75-166	.452	41-98	.418	27-35	.771	23-53	76-3.6	50-1	22	35	8	12	218-10.4
ACC	7-4	206-29.4	25-56	.446	16-37	.432	13-16	.813	8-21	29-4.1	19-1	8	12	3	2	79-11.3

AKIL MITCHELL

#25



Freshman • Forward • 6-8 • 221 • Charlotte, N.C. • Charlotte Christian School

2010-11 SEASON:

- Had three points and three rebounds vs. Georgia Tech
- Had six points at Boston College
- Had two points and two rebounds at #1 Duke
- Had three points and four rebounds vs. North Carolina
- Had four points, three rebounds, three assists and three steals vs. Howard
- Had nine points and three rebounds vs. LSU
- Had five rebounds and two assists vs. Iowa State
- Had two assists vs. Seattle in first career start
- Had four points and six rebounds vs. Norfolk State
- Had two points and seven rebounds vs. Oregon
- Had two points at Virginia Tech
- Had four points and five rebounds vs. Washington
- Had four rebounds at Stanford
- Had three points and four rebounds vs. USC Upstate
- Had one rebound and one assist vs. William & Mary in his collegiate debut
- Had two points and five rebounds in the exhibition game vs. Roanoke College

SINGLE GAME BESTS

POINTS

Season: 9 vs. LSU (1/2/11)
 Career: 9 vs. LSU (1/2/11)
 ACC: 6 at Boston College (1/19/11)

REBOUNDS

Season: 7 vs. Oregon (12/17/10)
 Career: 7 vs. Oregon (12/17/10)
 ACC: 4 vs. North Carolina (1/8/11)

FG MADE

Season: 4 vs. LSU (1/2/11)
 Career: 4 vs. LSU (1/2/11)
 ACC: 2 at Boston College (1/19/11)

FG ATTEMPTS

Season: 6 vs. LSU (1/2/11), at Duke (1/15/11)
 Career: 6 vs. LSU (1/2/11), at Duke (1/15/11)
 ACC: 6 at Duke (1/15/11)

3 PT FG MADE

Season: 1 vs. North Carolina (1/8/11)
 Career: 1 vs. North Carolina (1/8/11)
 ACC: 1 vs. North Carolina (1/8/11)

3 PT FG ATTEMPTS

Season: 1 on six occasions
 Career: 1 on six occasions
 ACC: 1 on four occasions

FT MADE

Season: 3 vs. Georgia Tech (1/22/11)
 Career: 3 vs. Georgia Tech (1/22/11)
 ACC: 3 vs. Georgia Tech (1/22/11)

FT ATTEMPTS

Season: 4 vs. Georgia Tech (1/22/11)
 Career: 4 vs. Georgia Tech (1/22/11)
 ACC: 4 vs. Georgia Tech (1/22/11)

ASSISTS

Season: 3 vs. Howard (1/4/11)
 Career: 3 vs. Howard (1/4/11)
 ACC: 1 at BC (1/19/11), vs. Md. (1/27/11)

TURNOVERS

Season: 2 at VT (12/5/10), vs. NSU (12/20/10)
 Career: 2 at VT (12/5/10), vs. NSU (12/20/10)
 ACC: 2 at Virginia Tech (12/5/10)

BLOCKS

Season: 1 vs. Wash (11/22/10), Seattle (12/22/10)
 Career: 1 vs. Wash (11/22/10), Seattle (12/22/10)
 ACC: --

STEALS

Season: 3 vs. Howard (1/4/11)
 Career: 3 vs. Howard (1/4/11)
 ACC: 1 at Duke (1/15/11), at Wake (1/29/11)

MINUTES

Season: 26 vs. Oregon (12/17/10), Howard (1/4/11)
 Career: 26 vs. Oregon (12/17/10), Howard (1/4/11)
 ACC: 22 at Duke (1/15/11)

2010-11 GAME-BY-GAME:

Opponent	GP-GS	FG-FGA	3FG-3FGA	FT-FTA	Off-Def	Total	A	TO	Blk	Stl	PF	Min	Pts
W&M	1-0	0-2	0-1	0-0	0-1	1	1	0	0	0	0	5	0
USC Upstate	2-0	1-3	0-0	1-2	0-4	4	0	0	0	1	0	11	3
at Stanford	3-0	0-0	0-0	0-0	0-4	4	0	0	0	0	2	9	0
vs. Washington	4-0	2-4	0-0	0-3	2-3	5	1	0	1	0	3	15	4
vs. Oklahoma	DNP												
vs. Wichita St	5-0	0-1	0-0	0-0	0-0	0	0	1	0	0	0	2	0
at Minnesota	DNP												
at Virginia Tech	6-0	1-1	0-0	0-0	1-0	1	0	2	0	0	2	14	2
Radford	7-0	0-3	0-0	1-2	1-2	3	0	0	0	0	1	7	1
Oregon	8-0	1-3	0-0	0-0	2-5	7	0	1	0	1	4	26	2
Norfolk St	9-0	2-5	0-0	0-0	2-4	6	1	2	0	1	3	17	4
Seattle	10-1	0-0	0-0	0-0	0-1	1	2	0	1	0	0	13	0
Iowa State	11-1	0-3	0-1	0-0	1-4	5	2	1	0	1	1	12	0
LSU	12-1	4-6	0-0	1-2	2-1	3	1	1	0	0	3	19	9
Howard	13-1	2-3	0-0	0-0	0-3	3	3	1	0	3	3	26	4
N. Carolina	14-1	1-2	1-1	0-0	0-4	4	0	0	0	0	5	18	3
at Duke	15-1	1-6	0-1	0-0	1-1	2	0	1	0	1	3	22	2
at BC	16-1	2-3	0-1	2-2	1-0	1	1	1	0	0	0	19	6
Georgia Tech	17-1	0-2	0-0	3-4	2-1	3	0	1	0	0	2	10	3
Maryland	18-1	1-2	0-1	1-2	0-0	0	1	0	0	0	1	6	3
at Wake	19-1	0-1	0-0	0-0	0-1	1	0	0	0	1	0	7	0

CAREER STATISTICS

Year	G-GS	Min-Avg.	FG-FGA	Pct.	3FG-3FGA	Pct.	FT-FTA	Pct.	Off-Def.	Reb-Avg.	PF-DQ	Ast	TO	Blk	Stl	Pts-Avg
2010-11	19-1	258-13.6	18-50	.360	1-6	.167	9-17	.529	15-39	54-2.8	33-1	13	12	2	9	46-2.4
ACC	7-0	96-13.7	6-17	.353	1-4	.250	6-8	.750	5-7	12-1.7	13-1	2	5	0	2	19-2.7
CAREER	19-1	258-13.6	18-50	.360	1-6	.167	9-17	.529	15-39	54-2.8	33-1	13	12	2	9	46-2.4
ACC	7-0	96-13.7	6-17	.353	1-4	.250	6-8	.750	5-7	12-1.7	13-1	2	5	0	2	19-2.7

WILL REGAN

#4



Freshman • Forward • 6-8 • 222 • Williamsville, N.Y. • The Nichols School

2010-11 SEASON:

- Had two points vs. Maryland
- Had two points vs. Howard
- Had four points, four rebounds and two blocks vs. LSU
- Had seven points and two rebounds vs. Iowa State
- Had two points and two rebounds vs. Norfolk State
- Had two blocks vs. Oregon
- Had two points and two rebounds vs. Oklahoma
- Had one point and three rebounds vs. Washington
- Had two points, one rebound and his first career block at Stanford
- Had three points (1-1 3FG) vs. William & Mary in his collegiate debut
- Had six points and three rebounds in the exhibition game vs. Roanoke College

SINGLE GAME BESTS

POINTS

Season: 7 vs. Iowa State (12/30/10)
 Career: 7 vs. Iowa State (12/30/10)
 ACC: 2 vs. Maryland (1/27/11)

REBOUNDS

Season: 4 vs. LSU (1/2/11)
 Career: 4 vs. LSU (1/2/11)
 ACC: 1 vs. UNC (1/8/11), at Duke (1/15/11)

FG MADE

Season: 3 vs. Iowa State (12/30/10)
 Career: 3 vs. Iowa State (12/30/10)
 ACC: 1 vs. Maryland (1/27/11)

FG ATTEMPTS

Season: 8 vs. LSU (1/2/11)
 Career: 8 vs. LSU (1/2/11)
 ACC: 2 at Virginia Tech (12/5/10)

3 PT FG MADE

Season: 1 vs. W&M (11/12/10)
 Career: 1 vs. W&M (11/12/10)
 ACC: --

3 PT FG ATTEMPTS

Season: 1 on four occasions
 Career: 1 on four occasions
 ACC: 1 at Virginia Tech (12/5/10)

FT MADE

Season: 1 vs. Wash (11/22/10), Iowa St (12/30/10)
 Career: 1 vs. Wash (11/22/10), Iowa St (12/30/10)
 ACC: --

FT ATTEMPTS

Season: 2 vs. Wash (11/22/10), Iowa St (12/30/10)
 Career: 2 vs. Wash (11/22/10), Iowa St (12/30/10)
 ACC: --

ASSISTS

Season: --
 Career: --
 ACC: --

TURNOVERS

Season: 1 on five occasions
 Career: 1 on five occasions
 ACC: 1 vs. North Carolina (1/8/11)

BLOCKS

Season: 2 vs. Oregon (12/17/10), vs. LSU (1/2/11)
 Career: 2 vs. Oregon (12/17/10), vs. LSU (1/2/11)
 ACC: --

STEALS

Season: 1 vs. Wash (11/22/10), vs. UNC (1/8/11)
 Career: 1 vs. Wash (11/22/10), vs. UNC (1/8/11)
 ACC: 1 vs. North Carolina (1/8/11)

MINUTES

Season: 19 vs. LSU (1/2/11)
 Career: 19 vs. LSU (1/2/11)
 ACC: 8 at Virginia Tech (12/5/10)

2010-11 GAME-BY-GAME:


Opponent	GP-GS	FG-FGA	3FG-3FGA	FT-FTA	Off-Def	Total	A	TO	Blk	Stl	PF	Min	Pts
W&M	1-0	1-1	1-1	0-0	0-0	0	0	0	0	0	0	6	3
USC Upstate	DNP												
at Stanford	2-0	1-1	0-0	0-0	0-1	1	0	0	1	0	1	6	2
vs. Washington	3-0	0-2	0-0	1-2	1-2	3	0	0	0	1	0	11	1
vs. Oklahoma	4-0	1-1	0-0	0-0	0-2	2	0	1	0	0	0	6	2
vs. Wichita St	5-0	0-0	0-0	0-0	0-0	0	0	0	0	0	1	3	0
at Minnesota	6-0	0-0	0-0	0-0	0-0	0	0	0	0	0	2	1	0
at Virginia Tech	7-0	0-2	0-1	0-0	0-0	0	0	0	0	0	1	8	0
Radford	8-0	0-0	0-0	0-0	0-0	0	0	0	0	0	0	6	0
Oregon	9-0	0-0	0-0	0-0	0-0	0	0	0	2	0	1	9	0
Norfolk St	10-0	1-2	0-0	0-0	1-1	2	0	1	0	0	1	10	2
Seattle	11-0	0-2	0-1	0-0	1-1	2	0	0	0	0	0	2	0
Iowa State	12-0	3-4	0-0	1-2	1-1	2	0	0	0	0	1	18	7
LSU	13-0	2-8	0-1	0-0	3-1	4	0	1	2	0	0	19	4
Howard	14-0	1-1	0-0	0-1	0-0	0	0	1	0	0	0	7	2
N. Carolina	15-0	0-1	0-0	0-0	0-1	1	0	1	0	1	0	6	0
at Duke	16-0	0-0	0-0	0-0	1-0	1	0	0	0	0	0	3	0
at BC	DNP												
Georgia Tech	DNP												
Maryland	17-0	1-1	0-0	0-0	0-0	0	0	0	0	0	0	1	2
at Wake	DNP												

CAREER STATISTICS

Year	G-GS	Min-Avg.	FG-FGA	Pct.	3FG-3FGA	Pct.	FT-FTA	Pct.	Off-Def.	Reb-Avg.	PF-DQ	Ast	TO	Blk	Stl	Pts-Avg
2010-11	17-0	122-7.2	11-26	.423	1-4	.250	2-5	.400	8-10	18-1.1	8-0	0	5	5	2	25-1.5
ACC	4-0	18-4.5	1-4	.250	0-1	.000	0-0	.000	1-1	2-0.5	1-0	0	1	0	1	2-0.5
CAREER	17-0	122-7.2	11-26	.423	1-4	.250	2-5	.400	8-10	18-1.1	8-0	0	5	5	2	25-1.5
ACC	4-0	18-4.5	1-4	.250	0-1	.000	0-0	.000	1-1	2-0.5	1-0	0	1	0	1	2-0.5

THOMAS ROGERS

#32



Freshman • Guard • 6-6 • 200 • Farmville, Va. • Fork Union Military Academy

2010-11 SEASON:

- Played a career-high four minutes vs. Howard
- Made his collegiate debut vs. William & Mary

SINGLE GAME BESTS

POINTS

Season: --
Career: --
ACC: --

REBOUNDS

Season: --
Career: --
ACC: --

FG MADE

Season: --
Career: --
ACC: --

FG ATTEMPTS

Season: 2 vs. Howard (1/4/11)
Career: 2 vs. Howard (1/4/11)
ACC: --

3 PT FG MADE

Season: --
Career: --
ACC: --

3 PT FG ATTEMPTS

Season: 2 vs. Howard (1/4/11)
Career: 2 vs. Howard (1/4/11)
ACC: --

FT MADE

Season: --
Career: --
ACC: --

FT ATTEMPTS

Season: --
Career: --
ACC: --

ASSISTS

Season: --
Career: --
ACC: --

TURNOVERS

Season: --
Career: --
ACC: --

BLOCKS

Season: --
Career: --
ACC: --

STEALS

Season: --
Career: --
ACC: --

MINUTES

Season: 4 vs. Howard (1/4/11)
Career: 4 vs. Howard (1/4/11)
ACC: 1 at Duke (1/15/11), vs. Md. (1/27/11)

2010-11 GAME-BY-GAME:

Opponent	GP-GS	FG-FGA	3FG-3FGA	FT-FTA	Off-Def	Total	A	TO	Blk	Stl	PF	Min	Pts
W&M	1-0	0-0	0-0	0-0	0-0	0	0	0	0	0	0	0+	0
USC Upstate	DNP												
at Stanford	DNP												
vs. Washington	2-0	0-0	0-0	0-0	0-0	0	0	0	0	0	0	1	0
vs. Oklahoma	DNP												
vs. Wichita St	DNP												
at Minnesota	DNP												
at Virginia Tech	DNP												
Radford	DNP												
Oregon	3-0	0-0	0-0	0-0	0-0	0	0	0	0	0	0	1	0
Norfolk St	DNP												
Seattle	DNP												
Iowa State	DNP												
LSU	DNP												
Howard	4-0	0-2	0-2	0-0	0-0	0	0	0	0	0	0	4	0
N. Carolina	DNP												
at Duke	5-0	0-0	0-0	0-0	0-0	0	0	0	0	0	0	1	0
at BC	DNP												
Georgia Tech	DNP												
Maryland	6-0	0-0	0-0	0-0	0-0	0	0	0	0	0	0	1	0
at Wake	DNP												

CAREER STATISTICS

Year	G-GS	Min-Avg.	FG-FGA	Pct.	3FG-3FGA	Pct.	FT-FTA	Pct.	Off-Def.	Reb-Avg.	PF-DQ	Ast	TO	Blk	Stl	Pts-Avg
2010-11	6-0	8-1.3	0-2	.000	0-2	.000	0-0	.000	0-0	0-0.0	0-0	0	0	0	0	0-0.0
ACC	2-0	2-1.0	0-0	.000	0-0	.000	0-0	.000	0-0	0-0.0	0-0	0	0	0	0	0-0.0
CAREER	6-0	8-1.3	0-2	.000	0-2	.000	0-0	.000	0-0	0-0.0	0-0	0	0	0	0	0-0.0
ACC	2-0	2-1.0	0-0	.000	0-0	.000	0-0	.000	0-0	0-0.0	0-0	0	0	0	0	0-0.0

MIKE SCOTT

#23



Senior • Forward • 6-8 • 242 • Chesapeake, Va. • Hargrave Military Academy

2010-11 SEASON:

- Will miss the remainder of the season after suffering a left ankle injury that required season-ending surgery
- Tri-Captain
- ACC Player of the Week (Dec. 6)
- Became the first Cavalier to post five consecutive double-doubles since Ralph Sampson in 1983
- Had 10 pts and 13 rebs vs. Radford for his 24th career double-double (sixth this season)
- Had 21 pts and 13 rebs at Virginia Tech
- Had 17 pts and 12 rebs at #15 Minnesota
- Had 16 pts and 10 rebs vs. Wichita State
- Scored a career-high 27 points and had 15 rebounds vs. Oklahoma
- Had 11 points vs. Washington
- Had 19 points and 12 rebounds vs. USC Upstate
- Had 18 points and nine rebounds vs. William & Mary
- Had a career-high 20 consecutive made free throw streak from 11/12-11/23
- Won the EA SPORTS video game championship at the Maui Invitational, defeating UConn's Kemba Walker in the final

SINGLE GAME BESTS

POINTS

Season: 27 vs. Oklahoma (11/23/10)
 Career: 27 vs. Oklahoma (11/23/10)
 ACC: 21 vs. VT (1/28/10), at VT (12/5/10)

REBOUNDS

Season: 15 vs. Oklahoma (11/23/10)
 Career: 18 vs. VMI (11/16/08)
 ACC: 13 at VT (2/13/10), at VT (12/5/10)

FG MADE

Season: 9 at Virginia Tech (12/5/10)
 Career: 11 vs. VMI (11/16/08)
 ACC: 9 at Virginia Tech (12/5/10)

FG ATTEMPTS

Season: 15 vs. Okla (11/23/10), at Minn (11/29/10)
 Career: 16 vs. VT (1/28/10), at VT (2/13/10)
 ACC: 16 vs. VT (1/28/10), at VT (2/13/10)

3 PT FG MADE

Season: 1 at Virginia Tech (12/5/10)
 Career: 2 vs. Georgia Tech (3/13/08)
 ACC: 2 vs. Georgia Tech (3/13/08)

3 PT FG ATTEMPTS

Season: 1 at Virginia Tech (12/5/10)
 Career: 2 on three occasions
 ACC: 2 on three occasions

FT MADE

Season: 13 vs. Oklahoma (11/23/10)
 Career: 13 vs. Oklahoma (11/23/10)
 ACC: 10 at Maryland (1/20/09)

FT ATTEMPTS

Season: 15 vs. Oklahoma (11/23/10)
 Career: 15 vs. Oklahoma (11/23/10)
 ACC: 10 at Maryland (1/20/09)

ASSISTS

Season: 3 vs. Wich St (11/24/10), at Minn (11/29/10)
 Career: 4 at Syracuse (11/28/08)
 ACC: 3 on three occasions

TURNOVERS

Season: 6 vs. Radford (12/7/10)
 Career: 6 vs. Radford (12/7/10)
 ACC: 4 vs. Maryland (3/7/09)

BLOCKS

Season: 2 vs. Rad (12/7/10), Seattle (12/22/10)
 Career: 3 vs. Duke (3/5/08), vs. Richmond (3/18/08)
 ACC: 3 vs. Duke (3/5/08)

STEALS

Season: 1 on three occasions
 Career: 3 on four occasions
 ACC: 3 vs. FSU (1/24/09), vs. Clemson (2/15/09)

MINUTES

Season: 38 at Minn (11/29/10), at VT (12/5/10)
 Career: 40 vs. Clemson (2/15/09), vs. VT (1/28/10)
 ACC: 40 vs. Clemson (2/15/09), vs. VT (1/28/10)

2010-11 GAME-BY-GAME:

Opponent	GP-GS	FG-FGA	3FG-3FGA	FT-FTA	Off-Def	Total	A	TO	Blk	Stl	PF	Min	Pts
W&M	1-1	7-13	0-0	4-6	2-7	9	0	3	1	1	2	32	18
USC Upstate	2-2	6-9	0-0	7-7	6-6	12	2	4	0	0	1	32	19
at Stanford	3-3	2-5	0-0	4-4	1-5	6	2	3	1	1	1	34	8
vs. Washington	4-4	5-12	0-0	1-1	1-3	4	0	1	0	0	3	28	11
vs. Oklahoma	5-5	7-15	0-0	13-15	7-8	15	2	0	0	0	3	34	27
vs. Wichita St	6-6	7-13	0-0	2-2	3-7	10	3	0	0	0	1	34	16
at Minnesota	7-7	6-15	0-0	5-6	3-9	12	3	2	0	0	3	38	17
at Virginia Tech	8-8	9-14	1-1	2-3	4-9	13	2	1	1	0	0	38	21
Radford	9-9	1-7	0-0	8-8	7-6	13	1	6	2	0	1	36	10
Oregon	DNP												
Norfolk St	DNP												
Seattle	10-9	3-7	0-0	6-7	4-4	8	1	4	2	1	1	31	12
Iowa State	DNP												
LSU	DNP												
Howard	DNP												
N. Carolina	DNP												
at Duke	DNP												
at BC	DNP												
Georgia Tech	DNP												
Maryland	DNP												
at Wake	DNP												

CAREER STATISTICS

Year	G-GS	Min-Avg.	FG-FGA	Pct.	3FG-3FGA	Pct.	FT-FTA	Pct.	Off-Def.	Reb-Avg.	PF-DQ	Ast	TO	Blk	Stl	Pts-Avg
2007-08	32-21	579-18.1	63-143	.441	4-10	.400	52-74	.703	67-101	168-5.3	69-1	15	25	12	20	182-5.7
ACC	16-14	310-19.4	30-77	.390	1-4	.250	20-33	.606	30-50	80-5.0	39-1	6	15	5	8	81-5.1
2008-09	28-19	774-27.6	111-204	.544	2-6	.333	63-85	.741	95-113	208-7.4	68-2	21	49	9	24	287-10.3
ACC	16-7	431-26.9	59-110	.536	2-2	1.000	39-52	.750	45-50	95-5.9	41-1	11	30	5	14	159-9.9
2009-10	28-25	768-27.4	143-283	.505	3-7	.429	46-64	.719	64-137	201-7.2	54-1	35	46	8	17	335-12.0
ACC	16-15	417-26.1	73-161	.453	3-6	.500	25-30	.833	33-62	95-5.9	26-0	18	27	4	11	174-10.9
2010-11	10-9	337-33.7	53-110	.482	1-1	1.000	52-59	.881	38-64	102-10.2	16-0	16	24	7	3	159-15.9
ACC	1-1	38-38.0	9-14	.643	1-1	1.000	2-3	.667	4-9	13-13.0	0-0	2	1	1	0	21-21.0
CAREER	98-74	2458-25.1	370-740	.500	10-24	.417	213-282	.755	264-415	679-6.9	207-4	87	144	36	64	963-9.8
ACC	49-37	1196-24.4	171-362	.472	7-13	.538	86-118	.729	112-171	283-5.8	106-2	37	73	15	33	435-8.9

ASSANE SENE

#5



Junior • Center • 7-0 • 239 • Saint-Louis, Senegal • South Kent (Conn.)

2010-11 SEASON:

- Had a career-high 15 points along with 13 rebounds at Wake Forest for his first career double-double (tying a career high with 33 minutes played)
- Had five points and a career-high 15 rebounds vs. Maryland, tying a career high with 33 minutes played
- Had 11 points, along with nine rebounds and tied a career high with five blocks at Boston College
- Had eight points at #1 Duke
- Had three points, 11 rebounds and two blocks vs. North Carolina
- Had nine points (4-4 FG) and a game-high five rebounds vs. Howard
- Had six rebounds vs. LSU
- Had seven points and three rebounds vs. Iowa State
- Had two points (game-winning tip-in), 12 rebounds and three blocks vs. Norfolk State
- Had seven rebounds and three blocks vs. Radford
- Had four points, three rebounds and two blocks at Virginia Tech
- Had seven points (7-8 FT) and six rebounds at #15 Minnesota
- Had two points and two rebounds vs. Wichita State
- Had four points vs. Oklahoma
- Had two points vs. USC Upstate
- Had two points and two rebounds vs. William & Mary
- Had eight points, five rebounds and three blocks in the exhibition vs. Roanoke College

SINGLE GAME BESTS

POINTS

Season: 15 at Wake Forest (1/29/11)
 Career: 15 at Wake Forest (1/29/11)
 ACC: 15 at Wake Forest (1/29/11)

REBOUNDS

Season: 15 vs. Maryland (1/27/11)
 Career: 15 vs. Maryland (1/27/11)
 ACC: 15 vs. Maryland (1/27/11)

FG MADE

Season: 6 at Wake Forest (1/29/11)
 Career: 6 at Wake Forest (1/29/11)
 ACC: 6 at Wake Forest (1/29/11)

FG ATTEMPTS

Season: 10 at Wake Forest (1/29/11)
 Career: 10 at Wake Forest (1/29/11)
 ACC: 10 at Wake Forest (1/29/11)

3 PT FG MADE

Season: --
 Career: --
 ACC: --

3 PT FG ATTEMPTS

Season: --
 Career: --
 ACC: --

FT MADE

Season: 7 at Minnesota (11/29/10)
 Career: 7 at Minnesota (11/29/10)
 ACC: 3 at BC (1/19/11), at Wake (1/29/11)

FT ATTEMPTS

Season: 8 at Minn (11/29/10), at Wake (1/29/11)
 Career: 8 at Minn (11/29/10), at Wake (1/29/11)
 ACC: 8 at Wake Forest (1/29/11)

ASSISTS

Season: 1 vs. Howard (1/4/11)
 Career: 2 vs. Auburn (12/20/08)
 ACC: 1 at Md (2/15/10), vs. Duke (2/28/10)

TURNOVERS

Season: 6 vs. Maryland (1/27/11)
 Career: 6 vs. Maryland (1/27/11)
 ACC: 6 vs. Maryland (1/27/11)

BLOCKS

Season: 5 at Boston College (1/19/11)
 Career: 5 vs. Hampton (12/23/09), at BC (1/19/11)
 ACC: 5 at Boston College (1/19/11)

STEALS

Season: 1 on six occasions
 Career: 1 on 10 occasions
 ACC: 1 on five occasions

MINUTES

Season: 33 vs. Md (1/27/11), at Wake (1/29/11)
 Career: 33 on three occasions
 ACC: 33 vs. Md (1/27/11), at Wake (1/29/11)

2010-11 GAME-BY-GAME:

Opponent	GP-GS	FG-FGA	3FG-3FGA	FT-FTA	Off-Def	Total	A	TO	Blk	Stl	PF	Min	Pts
W&M	1-1	1-1	0-0	0-0	0-2	2	0	0	0	0	1	11	2
USC Upstate	2-2	1-2	0-0	0-0	0-0	0	0	2	0	0	3	13	2
at Stanford	3-3	0-1	0-0	0-0	1-1	2	0	0	0	0	4	14	0
vs. Washington	4-3	0-1	0-0	1-2	0-0	0	0	1	1	0	2	6	1
vs. Oklahoma	5-3	1-1	0-0	2-3	1-0	1	0	0	1	1	4	13	4
vs. Wichita St	6-3	0-2	0-0	2-2	2-0	2	0	0	0	0	2	8	2
at Minnesota	7-3	0-1	0-0	7-8	4-2	6	0	2	1	0	3	20	7
at Virginia Tech	8-4	2-3	0-0	0-0	1-2	3	0	3	2	1	3	16	4
Radford	9-5	0-4	0-0	0-2	1-6	7	0	0	3	1	2	31	0
Oregon	10-6	0-1	0-0	0-0	1-3	4	0	1	1	0	4	15	0
Norfolk St	11-7	1-5	0-0	0-1	3-9	12	0	1	3	0	3	30	2
Seattle	12-8	0-1	0-0	0-0	1-2	3	0	0	0	0	1	19	0
Iowa State	13-9	3-6	0-0	1-1	2-1	3	0	1	0	0	2	19	7
LSU	14-10	0-0	0-0	0-0	2-4	6	0	2	1	1	4	19	0
Howard	15-11	4-4	0-0	1-1	2-3	5	1	0	0	0	1	16	9
N. Carolina	16-12	1-3	0-0	1-4	2-9	11	0	0	2	0	4	24	3
at Duke	17-13	3-6	0-0	2-2	4-1	5	0	2	1	1	4	20	8
at BC	18-14	4-5	0-0	3-6	6-3	9	0	0	5	0	1	32	11
Georgia Tech	19-15	2-3	0-0	0-1	1-4	5	0	2	1	0	4	23	4
Maryland	20-16	2-4	0-0	1-2	5-10	15	0	6	1	0	2	33	5
at Wake	21-17	6-10	0-0	3-8	5-8	13	0	2	0	1	3	33	15

CAREER STATISTICS

Year	G-GS	Min-Avg.	FG-FGA	Pct.	3FG-3FGA	Pct.	FT-FTA	Pct.	Off-Def.	Reb-Avg.	PF-DQ	Ast	TO	Blk	Stl	Pts-Avg
2008-09	22-16	381-17.3	25-65	.385	0-0	.000	6-21	.286	36-65	101-4.6	61-2	6	18	35	0	56-2.5
ACC	14-12	245-17.5	15-42	.357	0-0	.000	1-8	.125	24-36	60-4.3	35-1	0	12	20	0	31-2.2
2009-10	25-5	316-12.6	14-42	.333	0-0	.000	11-18	.611	27-63	90-3.6	50-1	4	13	19	4	39-1.6
ACC	14-2	176-12.6	4-15	.267	0-0	.000	4-5	.800	13-33	46-3.3	32-0	2	9	5	2	12-0.9
2010-11	21-17	415-19.8	31-64	.484	0-0	.000	24-43	.558	44-70	114-5.4	57-0	1	25	23	6	86-4.1
ACC	7-7	181-25.9	20-34	.588	0-0	.000	10-23	.435	24-37	61-8.7	21-0	0	15	12	3	50-7.1
CAREER	68-38	1112-16.4	70-171	.409	0-0	.000	41-82	.500	107-198	305-4.5	168-3	11	56	77	10	181-2.7
ACC	35-21	602-17.2	39-91	.429	0-0	.000	15-36	.417	61-106	167-4.8	88-1	2	36	37	5	93-2.7

WILL SHERRILL

#22



Senior • Forward • 6-9 • 226 • New York, N.Y. • Phillips Academy Andover

2010-11 SEASON:

- Tri-Captain
- Had five points vs. Georgia Tech
- Had eight points (3-4 FG, 2-2 3FG) and five rebounds vs. LSU
- Had four points and a career-high nine rebounds vs. Iowa State
- Suffered a fractured fibula in his right leg at Minnesota and missed five games
- Had six points (2-2 3FG), a career-high three assists and tied a career high with three steals at #15 Minnesota
- Had 11 points (his third career double figure game) and five rebounds vs. Wichita State in a career-high 33 minutes
- Had 11 points and five rebounds vs. Oklahoma
- Had three points and two rebounds vs Washington in first start of the season
- Had eight points and five rebounds at Stanford
- Had two points vs. USC Upstate
- Had three points and six rebounds vs. William & Mary

SINGLE GAME BESTS

POINTS

Season: 11 vs. Okla (11/23/10), Wichita St (11/24/10)
 Career: 18 vs. Cleveland State (11/25/09)
 ACC: 9 vs. Maryland (3/6/10)

REBOUNDS

Season: 9 vs. Iowa State (12/30/10)
 Career: 9 vs. Iowa State (12/30/10)
 ACC: 5 vs. NC State (2/3/10)

FG MADE

Season: 4 vs. Okla (11/23/10), Wichita St (11/24/10)
 Career: 7 vs. Cleveland State (11/25/09)
 ACC: 4 vs. Maryland (3/6/10)

FG ATTEMPTS

Season: 10 vs. Oklahoma (11/23/10)
 Career: 10 vs. Oklahoma (11/23/10)
 ACC: 9 at Wake Forest (1/23/10)

3 PT FG MADE

Season: 3 vs. Okla (11/23/10), Wichita St (11/24/10)
 Career: 4 vs. Cleveland State (11/25/09)
 ACC: 1 on five occasions

3 PT FG ATTEMPTS

Season: 9 vs. Oklahoma (11/23/10)
 Career: 9 vs. Oklahoma (11/23/10)
 ACC: 5 at Wake Forest (1/23/10)

FT MADE

Season: 1 vs. Georgia Tech (1/22/11)
 Career: 2 at USF (11/16/09)
 ACC: 1 at Clem (3/3/09), vs. GT (1/22/11)

FT ATTEMPTS

Season: 1 vs. Georgia Tech (1/22/11)
 Career: 2 on five occasions
 ACC: 2 at Clemson (3/3/09), vs. GT (1/13/10)

ASSISTS

Season: 3 at Minnesota (11/29/10)
 Career: 3 at Minnesota (11/29/10)
 ACC: 2 vs. Duke (2/28/10)

TURNOVERS

Season: 2 at Stan (11/18/10), vs. UNC (1/8/11)
 Career: 3 vs. Florida State (2/17/10)
 ACC: 3 vs. Florida State (2/17/10)

BLOCKS

Season: 1 on three occasions
 Career: 1 on seven occasions
 ACC: 1 on three occasions

STEALS

Season: 3 at Minnesota (11/29/10)
 Career: 3 vs. Cleve St (11/25/09), at Minn (11/29/10)
 ACC: 2 on four occasions

MINUTES

Season: 33 vs. Wichita State (11/24/10)
 Career: 33 vs. Wichita State (11/24/10)
 ACC: 26 vs. North Carolina (1/8/11)

2010-11 GAME-BY-GAME:

Opponent	GP-GS	FG-FGA	3FG-3FGA	FT-FTA	Off-Def	Total	A	TO	Blk	Stl	PF	Min	Pts
W&M	1-0	1-2	1-2	0-0	1-5	6	1	0	0	0	4	20	3
USC Upstate	2-0	1-5	0-2	0-0	0-1	1	1	0	0	0	0	24	2
at Stanford	3-0	3-4	2-2	0-0	1-4	5	0	2	0	0	2	15	8
vs. Washington	4-1	1-2	1-1	0-0	0-2	2	0	1	0	1	2	15	3
vs. Oklahoma	5-2	4-10	3-9	0-0	0-5	5	2	1	0	2	1	27	11
vs. Wichita St	6-3	4-5	3-4	0-0	1-4	5	0	1	1	1	3	33	11
at Minnesota	7-4	2-4	2-2	0-0	0-0	0	3	1	0	3	1	21	6
at Virginia Tech	DNP												
Radford	DNP												
Oregon	DNP												
Norfolk St	DNP												
Seattle	DNP												
Iowa State	8-5	2-6	0-3	0-0	5-4	9	0	0	0	0	3	23	4
LSU	9-6	3-4	2-2	0-0	1-4	5	1	1	1	1	3	24	8
Howard	10-7	0-1	0-0	0-0	0-0	0	0	0	0	0	0	4	0
N. Carolina	11-8	1-4	0-1	0-0	0-1	1	0	2	0	0	3	26	2
at Duke	12-9	2-7	0-4	0-0	0-2	2	0	1	0	0	1	14	4
at BC	13-10	0-1	0-1	0-0	0-0	0	0	0	0	0	2	6	0
Georgia Tech	14-10	2-3	0-0	1-1	0-0	0	0	1	0	2	1	15	5
Maryland	15-10	1-2	0-1	0-0	0-1	1	0	0	1	0	0	14	2
at Wake	16-10	0-0	0-0	0-0	1-1	2	1	1	0	0	3	7	0

CAREER STATISTICS

Year	G-GS	Min-Avg.	FG-FGA	Pct.	3FG-3FGA	Pct.	FT-FTA	Pct.	Off-Def.	Reb-Avg.	PF-DQ	Ast	TO	Blk	Stl	Pts-Avg
2007-08	7-0	12-1.7	3-3	1.000	1-1	1.000	0-0	.000	1-2	3-0.4	3-0	1	0	0	1	7-1.0
ACC	1-0	1-1.0	0-0	.000	0-0	.000	0-0	.000	0-0	0-0.0	0-0	0	0	0	0	0-0.0
2008-09	10-0	19-1.9	0-3	.000	0-1	.000	1-2	.500	2-1	3-0.3	2-0	1	2	0	0	1-0.1
ACC	5-0	5-1.0	0-1	.000	0-1	.000	1-2	.500	0-0	0-0.0	1-0	0	0	0	0	1-0.2
2009-10	30-7	462-15.4	35-93	.376	15-53	.283	4-8	.500	38-52	90-3.0	61-1	15	19	4	16	89-3.0
ACC	16-1	232-14.5	16-50	.320	5-28	.179	0-2	.000	21-23	44-2.8	36-1	5	12	2	9	37-2.3
2010-11	16-10	288-18.0	27-60	.450	14-34	.412	1-1	1.000	10-34	44-2.8	29-0	9	12	3	10	69-4.3
ACC	6-3	82-13.7	6-17	.353	0-7	.000	1-1	1.000	1-5	6-1.0	10-0	1	5	1	2	13-2.2
CAREER	63-17	781-12.4	65-159	.409	30-89	.337	6-11	.545	51-89	140-2.2	95-1	26	33	7	27	166-2.6
ACC	28-4	320-11.4	22-68	.324	5-36	.139	2-5	.400	22-28	50-1.8	47-1	6	17	3	11	51-1.8

SAMMY ZEGLINSKI

#13



Junior • Guard • 6-1 • 185 • Philadelphia, Pa. • The William Penn Charter School

2010-11 SEASON:

- Had 11 points and four assists at Wake Forest
- Had six points vs. Georgia Tech
- Had six points and six rebounds at Boston College
- Had eight points at #1 Duke
- Had eight points, four rebounds, two assists and two steals vs. Howard
- Had nine points, two assists and three steals vs. Seattle in his first start of the season
- Had six points and two assists vs. Norfolk State
- Had 12 points, four rebounds, four assists and two steals vs. Oregon
- Had two assists and two steals vs. Radford
- Had three assists at Virginia Tech in his season debut
- Had an operation on Oct. 19 involving cartilage work on his left knee and missed the first seven games of the season

SINGLE GAME BESTS

POINTS

Season: 12 vs. Oregon (12/17/10)
 Career: 24 vs. Liberty (11/25/08)
 ACC: 19 at North Carolina (1/31/10)

REBOUNDS

Season: 6 at Boston College (1/19/11)
 Career: 8 on three occasions
 ACC: 8 at NCSU (1/9/10), at Clemson (2/20/10)

FG MADE

Season: 4 vs. Ore (12/17/10), at Wake (1/29/11)
 Career: 8 vs. Liberty (11/25/08), vs. BC (3/11/10)
 ACC: 6 vs. Clemson (2/15/09)

FG ATTEMPTS

Season: 11 vs. Seattle (12/22/10)
 Career: 15 vs. Boston College (3/11/10)
 ACC: 12 vs. NCSU (2/3/10), at Clem (2/20/10)

3 PT FG MADE

Season: 3 vs. Ore (12/17/10), at Wake (1/29/11)
 Career: 6 vs. Liberty (11/25/08)
 ACC: 5 at North Carolina (1/31/10)

3 PT FG ATTEMPTS

Season: 9 vs. Norfolk State (12/20/10)
 Career: 10 vs. Liberty (11/25/08), vs. BC (3/11/10)
 ACC: 9 at Georgia Tech (12/28/08)

FT MADE

Season: 4 at Duke (1/15/11)
 Career: 4 on five occasions
 ACC: 4 on four occasions

FT ATTEMPTS

Season: 5 at Duke (1/15/11)
 Career: 8 vs. Florida State (1/24/09)
 ACC: 8 vs. Florida State (1/24/09)

ASSISTS

Season: 4 vs. Ore (12/17/10), at Wake (1/29/11)
 Career: 8 at Virginia Tech (1/10/09)
 ACC: 8 at Virginia Tech (1/10/09)

TURNOVERS

Season: 3 vs. Iowa St (12/30/10), vs. UNC (1/8/11)
 Career: 6 vs. Clemson (2/15/09)
 ACC: 6 vs. Clemson (2/15/09)

BLOCKS

Season: --
 Career: 2 vs. NJIT (12/21/09), vs. VT (1/28/10)
 ACC: 2 vs. Virginia Tech (1/28/10)

STEALS

Season: 3 vs. Seattle (12/22/10)
 Career: 5 vs. Florida State (1/24/09)
 ACC: 5 vs. Florida State (1/24/09)

MINUTES

Season: 28 vs. Howard (1/4/11)
 Career: 40 vs. Virginia Tech (1/28/10)
 ACC: 40 vs. Virginia Tech (1/28/10)

2010-11 GAME-BY-GAME:

Opponent	GP-GS	FG-FGA	3FG-3FGA	FT-FTA	Off-Def	Total	A	TO	Blk	Stl	PF	Min	Pts
W&M	DNP												
USC Upstate	DNP												
at Stanford	DNP												
vs. Washington	DNP												
vs. Oklahoma	DNP												
vs. Wichita St	DNP												
at Minnesota	DNP												
at Virginia Tech	1-0	0-3	0-2	0-0	0-0	0	3	0	0	1	0	15	0
Radford	2-0	0-3	0-3	0-0	0-0	0	2	0	0	2	2	12	0
Oregon	3-0	4-7	3-5	1-2	0-4	4	4	0	0	2	0	22	12
Norfolk St	4-0	2-9	2-9	0-1	0-2	2	2	2	0	0	0	25	6
Seattle	5-1	3-11	1-7	2-3	0-4	4	2	0	0	3	3	22	9
Iowa State	6-1	1-3	1-3	0-0	2-3	5	0	2	0	0	1	13	3
LSU	7-1	0-3	0-2	0-0	0-1	1	0	2	0	0	0	15	0
Howard	8-1	3-7	2-4	0-0	0-4	4	2	1	0	2	1	28	8
N. Carolina	9-1	1-2	1-1	0-0	0-0	0	1	3	0	1	2	10	3
at Duke	10-1	2-6	0-2	4-5	1-2	3	1	0	0	0	1	18	8
at BC	11-1	2-8	2-7	0-0	1-5	6	3	0	0	1	0	27	6
Georgia Tech	12-1	2-5	2-2	0-0	0-1	1	1	0	0	2	2	20	6
Maryland	13-1	1-4	1-3	0-0	0-2	2	3	1	0	2	0	26	3
at Wake	14-1	4-8	3-6	0-1	1-2	3	4	0	0	0	4	24	11

CAREER STATISTICS

Year	G-GS	Min-Avg.	FG-FGA	Pct.	3FG-3FGA	Pct.	FT-FTA	Pct.	Off-Def.	Reb-Avg.	PF-DQ	Ast	TO	Blk	Stl	Pts-Avg
2007-08	8-0	62-7.8	3-12	.250	1-7	.143	0-2	.000	3-6	9-1.1	8-0	15	9	1	3	7-0.9
ACC	--															
2008-09	28-15	669-23.9	82-213	.385	33-105	.314	20-35	.571	9-57	66-2.4	68-2	84	70	2	36	217-7.8
ACC	16-7	362-22.6	32-101	.317	12-56	.214	6-16	.375	6-27	33-2.1	33-0	44	37	0	18	82-5.1
2009-10	31-29	899-29.0	94-252	.373	61-162	.377	27-34	.794	12-107	119-3.8	63-0	80	57	8	38	276-8.9
ACC	16-14	461-28.8	38-128	.297	24-83	.289	15-18	.833	6-61	67-4.2	30-0	41	23	3	14	115-7.2
2010-11	14-1	277-19.8	25-79	.316	18-56	.321	7-12	.583	5-30	35-2.5	16-0	28	11	0	16	75-5.4
ACC	7-0	140-20.0	12-36	.333	9-23	.391	4-6	.667	3-12	15-2.1	9-0	16	4	0	7	37-5.3
CAREER	81-45	1907-23.5	204-556	.367	113-330	.342	54-83	.651	29-200	229-2.8	155-2	207	147	11	93	575-7.1
ACC	39-21	963-24.7	82-265	.309	45-162	.278	25-40	.625	15-100	115-2.9	72-0	101	64	3	39	234-6.0

2010-11 VIRGINIA MEN'S BASKETBALL GAME NOTES

WAKE FOREST 76 January 29, 2011
VIRGINIA 71 Joel Coliseum • Winston-Salem, N.C.

VIRGINIA (11-10, 2-5)

Player	FG	3FG	FT	O-D	Reb	PF	Pts	A	TO	Blk	Stl	Min
Sene (C)	6-10	0-0	3-8	5-8	13	3	15	0	2	0	1	33
Evans (G)	5-6	0-0	0-0	0-4	4	2	10	3	1	0	1	31
Farrakhan (G)	5-13	1-5	2-3	0-3	3	2	13	1	2	0	0	36
Harris (G)	5-11	2-7	2-2	2-1	3	3	14	2	2	0	0	37
Harrell (G)	3-7	2-2	0-0	0-1	1	2	8	0	2	0	0	25
Zeglinski	4-8	3-6	0-1	1-2	3	4	11	4	0	0	0	24
Sherrill	0-0	0-0	0-0	1-1	2	3	0	1	1	0	0	7
Mitchell	0-1	0-0	0-0	0-1	1	0	0	0	0	0	1	7
				0-1	1				1			
TOTALS	28-56	8-20	7-14	9-22	31	19	71	11	11	0	3	200
	.500	.400	.500									

WAKE FOREST (8-13, 1-5)

Player	FG	3FG	FT	O-D	Reb	PF	Pts	A	TO	Blk	Stl	Min
Stewart (F)	4-9	1-3	3-4	0-4	4	3	12	2	0	0	0	31
McKie (F)	4-6	1-2	3-3	1-9	10	4	12	0	2	3	2	32
Desrosiers (C)	2-3	1-1	0-0	0-2	2	1	5	0	0	0	0	16
Clark (G)	3-7	2-5	2-2	0-1	1	3	10	1	0	0	1	30
Harris (G)	2-8	1-1	10-10	0-6	6	1	15	7	3	0	0	34
Terrell	4-7	3-6	0-0	1-0	1	0	11	2	2	0	0	23
Chennault	0-4	0-1	0-0	1-0	1	1	0	1	1	0	0	7
Mescheriakov	0-0	0-0	0-0	0-0	0	1	0	0	1	0	0	4
Walker	5-6	0-0	1-2	1-0	1	0	11	1	0	1	1	23
				0-1	1							
TOTALS	24-50	9-19	19-21	4-23	27	14	76	14	9	4	4	200
	.480	.474	.905									

VIRGINIA	34	37	71
WAKE FOREST	32	44	76

Officials: Jamie Luckie, Ray Natili, Raymond Styons
 Technicals: none
 Attendance: 11,783

2010-11 VIRGINIA MEN'S BASKETBALL GAME NOTES

VIRGINIA TEAM AND INDIVIDUAL HIGHS FOR THE 2010-11 SEASON

Team		Individual	
Points:	87 at Minnesota	Points:	31 Mustapha Farrakhan vs. Howard
FG Att:	62 vs. Iowa State (20-62)	FG Att:	15 Mike Scott (7-15) vs. Oklahoma; Scott (6-15) at Minnesota
FG Made:	32 vs. Howard (32-48)	FG Made:	11 Mustapha Farrakhan (11-12) vs. Howard
FG %:	66.7 vs. Howard (32-48)	FG %:⁽¹⁾	91.7 Mustapha Farrakhan (11-12) vs. Howard
3-FG Att:	25 vs. Howard (16-25)	3-FG Att:	10 Joe Harris (3-10) vs. Radford
3-FG Made:	16 vs. Howard (16-25)	3-FG Made:	8 Mustapha Farrakhan (8-9) vs. Howard
3-FG %:	76.9 at Minnesota (10-13)	3-FG %:⁽²⁾	100.0 KT Harrell (3-3) vs. Radford
			Mustapha Farrakhan (3-3) at Duke
FT Att:	32 vs. Georgia Tech (22-32)	FT Att:	15 Mike Scott (13-15) vs. Oklahoma
FT Made:	25 at Minnesota (25-30)	FT Made:	13 Mike Scott (13-15) vs. Oklahoma
FT %:	100.0 at Stanford (11-11)	FT %:⁽¹⁾	100.0 Mike Scott (8-8) vs. Radford
			Mustapha Farrakhan (8-8) vs. Radford
Rebounds:	38 vs. Iowa State	Rebounds:	15 Mike Scott vs. Oklahoma
			Assane Sene vs. Maryland
Assists:	20 vs. Howard	Assists:	10 Jontel Evans vs. Howard
Turnovers:	18 at Stanford	Turnovers:	6 on three occasions
Blocks:	7 vs. Radford	Blocks:	5 Assane Sene at Boston College
Steals:	10 vs. Howard	Steals:	3 on seven occasions
Fouls:	22 vs. North Carolina		

OPPONENT TEAM AND INDIVIDUAL HIGHS FOR THE 2010-11 SEASON

Team		Individual	
Points:	106 by Washington	Points:	29 Nolan Smith (Duke)
FG Att:	69 by Washington (40-69)	FG Att:	19 Nolan Smith (10-19, Duke)
FG Made:	40 by Washington (40-69)	FG Made:	10 Malcolm Delaney (10-15, Virginia Tech)
			Nolan Smith (10-19, Duke)
FG%:	58.0 by Washington (40-69)	FG %:⁽¹⁾	100.0 Dwight Powell (5-5, Stanford)
3-FG Att:	26 by Washington (17-26)		
	by William and Mary (7-26)	3-FG Att:	11 Blake Hofferbar (5-11, Minnesota)
3-FG Made:	17 by Washington (17-26)	3-FG Made:	5 on five occasions
3-FG %:	65.4 by Washington (17-26)	3-FG %:⁽²⁾	100.0 Tony Dukes (5-5, USC Upstate)
FT Att:	27 by North Carolina (19-27)	FT Att:	13 Iman Shumpert (8-13, Georgia Tech)
FT Made:	20 by Boston College (20-25)	FT Made:	10 C.J. Harris (10-10, Wake Forest)
FT %:	100.0 by Virginia Tech (4-4)	FT %:⁽¹⁾	100.0 C.J. Harris (10-10, Wake Forest)
Rebounds:	42 by Norfolk State	Rebounds:	16 Mason Plumlee (Duke)
	by Duke		
Assists:	22 by Washington	Assists:	8 Diante Garrett (Iowa State)
Turnovers:	19 by Radford	Turnovers:	5 Joevan Catron (Oregon)
			Alphonso Leary (Howard)
			Nolan Smith (Duke)
Blocks:	7 by Minnesota, Virginia Tech	Blocks:	5 Trevor Mbakwe (Minnesota)
Steals:	8 by Washington, Maryland	Steals:	6 Justin Holiday (Washington)
Fouls:	26 by Georgia Tech		

VIRGINIA AND OPPONENT TEAM LOWS FOR THE 2010-11 SEASON

Virginia		Opponent	
Points:	42 vs. Maryland	Points:	44 by Radford
FG Att:	40 vs. Georgia Tech (20-40)	FG Att:	44 by USC Upstate (19-44), Radford (17-44)
FG Made:	13 vs. Radford (13-47)	FG Made:	17 by Radford (17-44), by Norfolk State (17-56)
FG %:	27.7 vs. Radford (13-47)	FG %:	30.4 by Norfolk State (17-56)
3-FG Att:	12 at Virginia Tech (4-12), vs. Oregon (5-12)	3-FG Att:	10 by Radford (4-10)
			by Georgia Tech (4-10)
3-FG Made:	2 vs. Seattle (2-20)	3-FG Made:	2 by Norfolk State (2-16)
3-FG %:	10.0 vs. Seattle (2-20)	3-FG %:	12.5 by Norfolk State (2-16)
FT Att:	7 vs. Iowa State (4-7)	FT Att:	4 by Virginia Tech (4-4)
FT Made:	4 vs. Iowa State (4-7), vs. Howard (4-8)	FT Made:	4 by Virginia Tech (4-4)
FT %:	46.2 vs. Maryland (6-13)	FT %:	42.9 by Stanford (6-14)
Rebounds:	17 vs. Howard	Rebounds:	18 by USC Upstate
Assists:	6 vs. Seattle	Assists:	5 by Seattle
Turnovers:	7 at Boston College	Turnovers:	5 by Boston College
Blocks:	0 on three occasions	Blocks:	0 by Georgia Tech
Steals:	2 at Boston College	Steals:	2 by Stanford
Fouls:	12 on three occasions	Fouls:	11 by Howard, Boston College

(1) - min 5 attempts

(2) - min 3 attempts

2010-11 VIRGINIA MEN'S BASKETBALL GAME NOTES

THE CAVALIERS' RECORD IN 2010-11 WHEN UVa:

leads at halftime.....	10-3
trails at halftime.....	1-7
tied at halftime.....	0-0
goes into overtime.....	0-0
leads by 10 or more points.....	10-4
trails by 10 or more points.....	1-8
shoots 50% or better.....	5-1
shoots less than 50%.....	6-9
shoots less than 45%.....	3-9
shoots less than 40%.....	2-5
opponent shoots 50% or better.....	2-4
opponent shoots less than 50%.....	9-6
opponent shoots less than 45%.....	8-3
opponent shoots less than 40%.....	5-1
has higher FG% than opponent.....	9-4
has lower FG% than opponent.....	2-6
has same FG% as opponent.....	0-0
outrounds its opponent.....	7-3
is outrebounded by opponent.....	4-6
has same rebounds as opponent.....	0-1
has more offensive rebounds than opponent.....	7-6
has fewer offensive rebounds than opponent.....	4-4
has same offensive rebounds as opponent.....	0-0
has fewer turnovers than opponent.....	8-3
has more turnovers than opponent.....	0-6
has same turnovers as opponent.....	3-1
has fewer than 10 turnovers.....	2-3
opponent has fewer than 10 turnovers.....	1-4
shoots more FTs than opponent.....	8-4
shoots fewer FTs than opponent.....	3-6
shoots the same FTs as opponent.....	0-0
has game decided by 10 points or less.....	5-4
has game decided by 5 points or less.....	2-2
scores <60 points.....	3-5
scores 60-69 points.....	2-4
scores 70-79 points.....	4-1
scores 80-89 points.....	2-0
scores 90+ points.....	0-0
allows <60 points.....	8-1
allows 60-69 points.....	2-3
allows 70-79 points.....	1-4
allows 80-89 points.....	0-1
allows 90+ points.....	0-1
wins the tip.....	5-3
loses the tip.....	6-7

VIRGINIA IN ITS 11 WINS:

UVa's FG percentage.....	46.7 (254-544)
UVa's FT percentage.....	72.0 (157-218)
UVa's 3FG percentage.....	46.2 (90-195)
UVa's offensive rebounds /game.....	9.1 (100)
UVa's rebounds/game.....	31.8 (350)
UVa's rebound margin/game.....	+2.4 (31.8-29.4)
UVa's assists/game.....	13.5 (148)
UVa's turnovers/game.....	10.5 (116)
UVa's points/game.....	68.6 (755)
Opponent's FG percentage.....	41.5 (228-549)
Opponent's points/game.....	55.7 (613)
Opponent's turnovers/game.....	13.1 (144)
Opponent's FT attempts/game.....	13.0 (143)

VIRGINIA IN ITS 10 LOSSES:

UVa's FG percentage.....	38.8 (209-538)
UVa's FT percentage.....	66.2 (102-154)
UVa's 3FG percentage.....	30.0 (57-190)
UVa's offensive rebounds /game.....	9.7 (97)
UVa's rebounds/game.....	31.5 (315)
UVa's rebound margin/game.....	-3.6 (31.5-35.1)
UVa's assists/game.....	9.1 (91)
UVa's turnovers/game.....	12.0 (120)
UVa's points/game.....	57.7 (577)
Opponent's FG percentage.....	48.0 (260-542)
Opponent's 3FG percentage.....	43.5 (81-186)
Opponent's points/game.....	72.6 (726)
Opponent's turnovers/game.....	10.3 (103)
Opponent's FT attempts/game.....	17.6 (176)

ADDITIONAL TEAM INFORMATION ...

Largest halftime lead:
 Largest halftime deficit:
 Largest halftime deficit overcome in a victory:
 Largest halftime lead surrendered in a loss:
 Largest deficit overcome in a victory:
 Largest lead surrendered in a loss:
 Largest deficit at any time:
 Largest lead at any time:

Most consecutive points scored:
 Most consecutive points allowed:

15 vs. Oklahoma, Nov. 23 (40-25)
 24 vs. Washington, Nov. 22 (31-55)
 10 at Minnesota, Nov. 29 (29-39)
 7 vs. North Carolina, Jan. 8 (37-30)
 13 at Minnesota, Nov. 29 (trailed 29-42 @ 19:37, 2nd Half)
 16 vs. Wichita State, Nov. 24 (led 20-4 @ 12:36, 1st Half)
 48 vs. Washington, Nov. 22 (57-105 @ 2:00, 2nd Half)
 24 vs. William & Mary, Nov. 12 (76-52 - final score)
 24 vs. Howard, Jan. 4 (80-56 @ 6:39, 2nd Half)
 22 vs. Radford, Dec. 7
 14 vs. Iowa State, Dec. 30

2010-11 VIRGINIA MEN'S BASKETBALL GAME NOTES

VIRGINIA'S LEADING PERFORMERS IN 2010-11 ...

OPPONENT	SCORE	POINTS	REBOUNDS	ASSISTS
William and Mary	76-52	Billy Baron (19)	Mike Scott (9)	Jontel Evans (7)
USC Upstate	74-54	Mike Scott (19)	Mike Scott (12)	KT Harrell, Billy Baron (3)
at Stanford	60-81	Mustapha Farrakhan (14)	Mike Scott (6)	Jontel Evans (5)
vs. Washington	63-106	Joe Harris (19)	KT Harrell (8)	Mustapha Farrakhan, Jontel Evans (3)
vs. Oklahoma	74-56	Mike Scott (27)	Mike Scott (15)	Jontel Evans (6)
vs. Wichita State	58-70	Mike Scott (16)	Mike Scott (10)	Jontel Evans (5)
at Minnesota	87-79	Joe Harris (24)	Mike Scott (12)	Jontel Evans (5)
at Virginia Tech	57-54	Mike Scott (21)	Mike Scott (13)	Mustapha Farrakhan (5)
Radford	54-44	Mustapha Farrakhan (14) Joe Harris (14)	Mike Scott (13)	Jontel Evans (2) Sammy Zeglinski (2)
Oregon	63-48	KT Harrell (20)	Akil Mitchell (7)	Sammy Zeglinski (4)
Norfolk State	50-49	Mustapha Farrakhan (18)	Assane Sene (12)	Evans, Farrakhan, Zeglinski (2)
Seattle	53-59	KT Harrell (16)	Mike Scott (8)	Akil Mitchell, Sammy Zeglinski (2)
Iowa State	47-60	KT Harrell (9)	Will Sherrill (9)	Joe Harris (4)
LSU	64-50	KT Harrell (15)	Assane Sene (6)	Jontel Evans (6)
Howard	84-63	Mustapha Farrakhan (31)	Assane Sene (5)	Jontel Evans (10)
North Carolina	56-62	KT Harrell (13)	Assane Sene (11)	Jontel Evans (4)
at Duke	60-76	Mustapha Farrakhan (15) Joe Harris (15)	Assane Sene (5)	Jontel Evans (3)
at Boston College	67-70	Mustapha Farrakhan (14)	Assane Sene (9)	Mustapha Farrakhan (4)
Georgia Tech	72-64	Mustapha Farrakhan (23)	Joe Harris (8)	Jontel Evans (5) Mustapha Farrakhan (5)
Maryland	42-66	Mustapha Farrakhan (8) Joe Harris (8)	Assane Sene (15)	Sammy Zeglinski (3)
at Wake Forest	71-76	Assane Sene (15)	Assane Sene (13)	Sammy Zeglinski (4)

LED VIRGINIA IN...

SCORING

	'11	'10	'09	'08	Career
Scott	4	9	2	-	15
Farrakhan	8	-	-	-	8
Harrell	5				5
Harris	5				5
Zeglinski	-	1	1	-	2
Baron	1				1
Sene	1	-	-		1

REBOUNDING

	'11	'10	'09	'08	Career
Scott	9	20	13	8	50
Sene	8	3	5		16
Zeglinski	-	6	1	-	7
Sherrill	1	1	-	-	2
Harrell	1				1
Harris	1				1
Mitchell	1				1
Evans	-	1			1

ASSISTS

	'11	'10	'09	'08	Career
Zeglinski	6	11	13	-	30
Evans	13	7			20
Farrakhan	5	9	2	-	16
Scott	-	2	3	-	5
Baron	1				1
Harrell	1				1
Harris	1				1
Mitchell	1				1
Sherrill	-	1	-	-	1

2010-11 Virginia Basketball
Virginia Season Schedule/Results & Leaders (as of Jan 29, 2011)
All games

RECORD:	OVERALL	HOME	AWAY	NEUTRAL
ALL GAMES	11-10	8-4	2-4	1-2
CONFERENCE	2-5	1-2	1-3	0-0
NON-CONFERENCE	9-5	7-2	1-1	1-2

Date	Opponent	Score	Att.	High Points	High Rebounds
11/12/10	WILLIAM & MARY	W 76-52	10003	(19) Billy Baron	(9) Mike Scott
11/15/10	USC UPSTATE	W 74-54	7751	(19) Mike Scott	(12) Mike Scott
11/18/10	at Stanford	60-81 L	5314	(14) Mustapha Farrakhan	(6) Mike Scott
11-22-10	vs Washington	63-106 L	2400	(19) Joe Harris	(8) KT Harrell
11-23-10	vs Oklahoma	W 74-56	2400	(27) Mike Scott	(15) Mike Scott
11-24-10	vs Wichita State	58-70 L	2400	(16) Mike Scott	(10) Mike Scott
11/29/10	at Minnesota	W 87-79	12089	(24) Joe Harris	(12) Mike Scott
12/05/10	*at Virginia Tech	W 57-54	9847	(21) Mike Scott	(13) Mike Scott
12/07/10	RADFORD	W 54-44	8242	(14) Joe Harris (14) Mustapha Farrakhan	(13) Mike Scott
12/17/10	OREGON	W 63-48	9708	(20) KT Harrell	(7) Akil Mitchell
12/20/10	NORFOLK STATE	W 50-49	7856	(18) Mustapha Farrakhan	(12) Assane Sene
12/22/10	SEATTLE	53-59 L	8679	(16) KT Harrell	(8) Mike Scott
12/30/10	IOWA STATE	47-60 L	10032	(9) KT Harrell	(9) Will Sherrill
01/02/11	LSU	W 64-50	10049	(15) KT Harrell	(6) Assane Sene
01/04/11	HOWARD	W 84-63	7687	(31) Mustapha Farrakhan	(5) Assane Sene
01/08/11	*NORTH CAROLINA	56-62 L	14231	(13) KT Harrell	(11) Assane Sene
01-15-11	*at Duke	60-76 L	9314	(15) Mustapha Farrakhan (15) Joe Harris	(5) Assane Sene
1-19-11	*at Boston College	67-70 L	4628	(14) Mustapha Farrakhan	(9) Assane Sene
01/22/11	*GEORGIA TECH	W 72-64	11885	(23) Mustapha Farrakhan	(8) Joe Harris
01/27/11	*MARYLAND	42-66 L	10257	(8) Mustapha Farrakhan (8) Joe Harris	(15) Assane Sene
01/29/11	*at Wake Forest	71-76 L	11783	(15) Assane Sene	(13) Assane Sene

* - Conference game

Attendance Summary	Games	Attend	Avg/Game
Home	12	116380	9698
Away	6	52975	8829
Neutral	3	7200	2400
Total	21	176555	8407

2010-11 Virginia Basketball
Virginia Points-Rebounds-Assists (as of Jan 29, 2011)
All games

Opponent	Date	Score		01	02	04	05	12	13	15
				EVANS,JONT	FARRAKHAN	REGAN,WILL	SENE,ASSAN	HARRIS,JOE	ZEGLINSKI,	BARON,BILL
WILLIAM & MARY	11/12/10	76-52	w	6-2-7	10-4-1	3-0-0	2-2-0	2-4-3	DNP	19-0-3
USC UPSTATE	11/15/10	74-54	w	10-4-1	11-1-2	DNP	2-0-0	8-2-1	DNP	14-3-3
at Stanford	11/18/10	60-81	L	11-3-5	14-1-2	2-1-0	0-2-0	12-1-0	DNP	2-1-2
vs Washington	11-22-10	63-106	L	3-1-3	4-1-3	1-3-0	1-0-0	19-7-0	DNP	3-2-0
vs Oklahoma	11-23-10	74-56	w	5-5-6	10-0-3	2-2-0	4-1-0	8-2-1	DNP	7-1-0
vs Wichita State	11-24-10	58-70	L	10-3-5	0-0-0	0-0-0	2-2-0	9-4-1	DNP	0-1-0
at Minnesota	11/29/10	87-79	w	3-1-5	23-5-4	0-0-0	7-6-0	24-5-1	DNP	0-1-1
at Virginia Tech	12/05/10	57-54	w	4-2-4	9-5-5	0-0-0	4-3-0	10-3-2	0-0-3	0-0-0
RADFORD	12/07/10	54-44	w	2-1-2	14-3-1	0-0-0	0-7-0	14-2-0	0-0-2	0-0-1
OREGON	12/17/10	63-48	w	7-1-1	17-3-1	0-0-0	0-4-0	5-6-0	12-4-4	0-0-0
NORFOLK STATE	12/20/10	50-49	w	3-4-2	18-5-2	2-2-0	2-12-0	3-0-1	6-2-2	3-0-0
SEATTLE	12/22/10	53-59	L	4-3-0	6-1-0	0-2-0	0-3-0	6-5-1	9-4-2	0-0-0
IOWA STATE	12/30/10	47-60	L	4-1-2	6-2-0	7-2-0	7-3-0	4-4-4	3-5-0	3-2-1
LSU	01/02/11	64-50	w	8-4-6	11-3-2	4-4-0	0-6-0	9-5-0	0-1-0	DNP
HOWARD	01/04/11	84-63	w	0-0-10	31-1-0	2-0-0	9-5-1	16-0-1	8-4-2	0-0-2
NORTH CAROLINA	01/08/11	56-62	L	11-3-4	11-2-2	0-1-0	3-11-0	10-3-0	3-0-1	DNP
at Duke	01-15-11	60-76	L	6-3-3	15-3-2	0-1-0	8-5-0	15-4-0	8-3-1	0-0-0
at Boston College	1-19-11	67-70	L	6-4-2	14-7-4	DNP	11-9-0	11-4-1	6-6-3	0-1-0
GEORGIA TECH	01/22/11	72-64	w	3-2-5	23-3-5	DNP	4-5-0	11-8-2	6-1-1	DNP
MARYLAND	01/27/11	42-66	L	6-1-1	8-3-2	2-0-0	5-15-0	8-4-1	3-2-3	0-0-0
at Wake Forest	01/29/11	71-76	L	10-4-3	13-3-1	DNP	15-13-0	14-3-2	11-3-4	DNP

Opponent	Date	Score		22	23	24	25	32
				SHERRILL,W	SCOTT,MIKE	HARRELL,KT	MITCHELL,A	ROGERS,THO
WILLIAM & MARY	11/12/10	76-52	w	3-6-1	18-9-0	13-5-1	0-1-1	0-0-0
USC UPSTATE	11/15/10	74-54	w	2-1-1	19-12-2	5-2-3	3-4-0	DNP
at Stanford	11/18/10	60-81	L	8-5-0	8-6-2	3-0-0	0-4-0	DNP
vs Washington	11-22-10	63-106	L	3-2-0	11-4-0	14-8-2	4-5-1	0-0-0
vs Oklahoma	11-23-10	74-56	w	11-5-2	27-15-2	0-0-0	DNP	DNP
vs Wichita State	11-24-10	58-70	L	11-5-0	16-10-3	10-1-0	0-0-0	DNP
at Minnesota	11/29/10	87-79	w	6-0-3	17-12-3	7-2-2	DNP	DNP
at Virginia Tech	12/05/10	57-54	w	DNP	21-13-2	7-0-0	2-1-0	DNP
RADFORD	12/07/10	54-44	w	DNP	10-13-1	13-2-1	1-3-0	DNP
OREGON	12/17/10	63-48	w	DNP	DNP	20-4-1	2-7-0	0-0-0
NORFOLK STATE	12/20/10	50-49	w	DNP	DNP	9-3-0	4-6-1	DNP
SEATTLE	12/22/10	53-59	L	DNP	12-8-1	16-4-0	0-1-2	DNP
IOWA STATE	12/30/10	47-60	L	4-9-0	DNP	9-3-0	0-5-2	DNP
LSU	01/02/11	64-50	w	8-5-1	DNP	15-3-0	9-3-1	DNP
HOWARD	01/04/11	84-63	w	0-0-0	DNP	14-1-1	4-3-3	0-0-0
NORTH CAROLINA	01/08/11	56-62	L	2-1-0	DNP	13-5-1	3-4-0	DNP
at Duke	01-15-11	60-76	L	4-2-0	DNP	2-2-2	2-2-0	0-0-0
at Boston College	1-19-11	67-70	L	0-0-0	DNP	13-1-1	6-1-1	DNP
GEORGIA TECH	01/22/11	72-64	w	5-0-0	DNP	17-3-3	3-3-0	DNP
MARYLAND	01/27/11	42-66	L	2-1-0	DNP	5-0-0	3-0-1	0-0-0
at Wake Forest	01/29/11	71-76	L	0-2-1	DNP	8-1-0	0-1-0	DNP

2010-11 Virginia Basketball
Virginia Team Game-by-Game Comparison (as of Jan 29, 2011)
All games

Opponent	1st	2nd	Score	Mar	Total FG	FG Pct	3-Pointers	3FG Pct	Free Throws	FT Pct	Rebounds	Assist	T/Over	Block	Steal	Fouls
WILLIAM & MARY	28/27	48/25	76-52	+24	28-56/18-48	.500/.375	12-23/7-26	.522/.269	8-11/9-16	.727/.563	37/27 +10	17/8	8/8	1/1	6/4	15/13
USC UPSTATE	31/28	43/26	74-54	+20	25-47/19-44	.532/.432	5-15/10-23	.333/.435	19-25/6-10	.760/.600	35/18 +17	13/13	12/13	1/2	6/7	14/19
Stanford	34/37	26/44	60-81	(21)	20-47/31-57	.426/.544	9-24/13-23	.375/.565	11-11/6-14	1000/.429	25/33 (8)	11/13	18/12	2/2	4/2	18/16
Washington	31/55	32/51	63-106	(43)	22-58/40-69	.379/.580	4-16/17-26	.250/.654	15-26/9-13	.577/.692	34/39 (5)	9/22	17/9	2/4	4/8	17/21
Oklahoma	40/25	34/31	74-56	+18	25-52/20-45	.481/.444	7-18/6-17	.389/.353	17-27/10-14	.630/.714	32/30 +2	14/9	9/17	1/5	8/3	16/18
Wichita State	31/35	27/35	58-70	(12)	22-51/22-52	.431/.423	6-13/8-16	.462/.500	8-13/18-22	.615/.818	29/36 (7)	9/15	10/10	2/3	4/6	20/16
Minnesota	29/39	58/40	87-79	+8	26-55/29-58	.473/.500	10-13/9-22	.769/.409	25-30/12-20	.833/.600	36/31 +5	19/15	11/11	1/7	5/7	18/22
Virginia Tech	36/24	21/30	57-54	+3	23-49/22-51	.469/.431	4-12/6-15	.333/.400	7-11/4-4	.636/1000	30/28 +2	16/8	10/11	6/7	5/4	12/16
RADFORD	32/19	22/25	54-44	+10	13-47/17-44	.277/.386	8-21/4-10	.381/.400	20-24/6-8	.833/.750	35/30 +5	8/6	13/19	7/1	8/5	15/20
OREGON	25/22	38/26	63-48	+15	22-44/19-55	.500/.345	5-12/3-19	.417/.158	14-19/7-9	.737/.778	30/32 (2)	7/8	11/13	6/2	6/5	16/17
NORFOLK STATE	22/20	28/29	50-49	+1	19-54/17-56	.352/.304	7-22/2-16	.318/.125	5-10/13-18	.500/.722	36/42 (6)	8/7	11/11	4/6	3/6	16/15
SEATTLE	23/30	30/29	53-59	(6)	16-53/24-48	.302/.500	2-20/5-14	.100/.357	19-23/6-13	.826/.462	32/36 (4)	6/5	9/14	5/1	6/6	15/20
IOWA STATE	15/24	32/36	47-60	(13)	20-62/23-50	.323/.460	3-24/8-21	.125/.381	4-7/6-13	.571/.462	38/37 +1	9/14	9/10	0/3	5/5	15/12
LSU	26/22	38/28	64-50	+14	21-52/18-51	.404/.353	6-19/3-13	.316/.231	16-21/11-17	.762/.647	36/32 +4	10/7	11/12	6/3	6/3	15/15
HOWARD	45/32	39/31	84-63	+21	32-48/24-45	.667/.533	16-25/8-17	.640/.471	4-8/7-12	.500/.583	17/23 (6)	20/8	10/18	0/1	10/5	12/11
NORTH CAROLINA	37/30	19/32	56-62	(6)	21-51/20-54	.412/.370	6-17/3-11	.353/.273	8-12/19-27	.667/.704	32/39 (7)	8/7	11/8	4/3	5/7	22/13
Duke	31/25	29/51	60-76	(16)	19-55/27-58	.345/.466	6-16/5-20	.375/.250	16-23/17-20	.696/.850	31/42 (11)	8/13	13/15	1/6	7/4	18/16
Boston College	28/34	39/36	67-70	(3)	25-57/22-54	.439/.407	9-23/6-21	.391/.286	8-12/20-25	.667/.800	34/34 -	12/12	7/5	5/3	2/3	21/11
GEORGIA TECH	43/29	29/35	72-64	+8	20-40/25-52	.500/.481	10-15/4-10	.667/.400	22-32/10-15	.688/.667	26/30 (4)	16/9	10/11	1/0	6/5	17/26
MARYLAND	21/26	21/40	42-66	(24)	16-48/27-50	.333/.540	4-17/7-15	.235/.467	6-13/5-8	.462/.625	29/28 +1	8/14	15/11	3/2	3/8	12/14
Wake Forest	34/32	37/44	71-76	(5)	28-56/24-50	.500/.480	8-20/9-19	.400/.474	7-14/19-21	.500/.905	31/27 +4	11/14	11/9	0/4	3/4	19/14

Note: Game totals are displayed in the format TEAM/OPPONENT for each category

2010-11 Virginia Basketball
Virginia Game-by-Game Highs (as of Jan 29, 2011)
All games

Opponent	Date	Score	Points	Rebounds	Assists	Steals	Blocked shots
WILLIAM & MARY	11/12/10	76-52	19-Billy Baron	9-Mike Scott	7-Jontel Evans	2-Mustapha Farrakhan	1-Mike Scott
USC UPSTATE	11/15/10	74-54	19-Mike Scott	12-Mike Scott	3-KT Harrell	2-Billy Baron	1-Mustapha Farrakhan
at Stanford	11/18/10	60-81	14-Mustapha Farrakhan	6-Mike Scott	5-Jontel Evans	2-Jontel Evans	1-Mike Scott Will Regan
vs Washington	11-22-10	63-106	19-Joe Harris	8-KT Harrell	3-Mustapha Farrakhan Jontel Evans	2-Billy Baron	1-Assane Sene Akil Mitchell
vs Oklahoma	11-23-10	74-56	27-Mike Scott	15-Mike Scott	6-Jontel Evans	3-Jontel Evans	1-Assane Sene
vs Wichita State	11-24-10	58-70	16-Mike Scott	10-Mike Scott	5-Jontel Evans	1-Jontel Evans Mustapha Farrakhan Will Sherrill Joe Harris	1-Mustapha Farrakhan Will Sherrill
at Minnesota	11/29/10	87-79	24-Joe Harris	12-Mike Scott	5-Jontel Evans	3-Will Sherrill	1-Assane Sene
at Virginia Tech	12/05/10	57-54	21-Mike Scott	13-Mike Scott	5-Mustapha Farrakhan	2-Mustapha Farrakhan	2-Assane Sene Mustapha Farrakhan
RADFORD	12/07/10	54-44	14-Mustapha Farrakhan Joe Harris	13-Mike Scott	2-Jontel Evans Sammy Zeglinski	3-Jontel Evans	3-Assane Sene
OREGON	12/17/10	63-48	20-KT Harrell	7-Akil Mitchell	4-Sammy Zeglinski	2-Sammy Zeglinski	2-Will Regan
NORFOLK STATE	12/20/10	50-49	18-Mustapha Farrakhan	12-Assane Sene	2-Sammy Zeglinski Jontel Evans Mustapha Farrakhan	2-Mustapha Farrakhan	3-Assane Sene
SEATTLE	12/22/10	53-59	16-KT Harrell	8-Mike Scott	2-Akil Mitchell Sammy Zeglinski	3-Sammy Zeglinski	2-Mike Scott
IOWA STATE	12/30/10	47-60	9-KT Harrell	9-Will Sherrill	4-Joe Harris	2-Jontel Evans	None
LSU	01/02/11	64-50	15-KT Harrell	6-Assane Sene	6-Jontel Evans	3-Jontel Evans	2-Will Regan Joe Harris
HOWARD	01/04/11	84-63	31-Mustapha Farrakhan	5-Assane Sene	10-Jontel Evans	3-Jontel Evans Akil Mitchell	None
NORTH CAROLINA	01/08/11	56-62	13-KT Harrell	11-Assane Sene	4-Jontel Evans	2-Jontel Evans	2-Assane Sene
at Duke	01-15-11	60-76	15-Joe Harris Mustapha Farrakhan	5-Assane Sene	3-Jontel Evans	2-Mustapha Farrakhan Jontel Evans	1-Assane Sene
at Boston College	1-19-11	67-70	14-Mustapha Farrakhan	9-Assane Sene	4-Mustapha Farrakhan	1-KT Harrell Sammy Zeglinski	5-Assane Sene
GEORGIA TECH	01/22/11	72-64	23-Mustapha Farrakhan	8-Joe Harris	5-Mustapha Farrakhan Jontel Evans	2-Jontel Evans Will Sherrill Sammy Zeglinski	1-Assane Sene
MARYLAND	01/27/11	42-66	8-Joe Harris Mustapha Farrakhan	15-Assane Sene	3-Sammy Zeglinski	2-Sammy Zeglinski	1-Assane Sene Will Sherrill Joe Harris
at Wake Forest	01/29/11	71-76	15-Assane Sene	13-Assane Sene	4-Sammy Zeglinski	1-Assane Sene Jontel Evans Akil Mitchell	None

2010-11 Virginia Basketball
Virginia Team Game-by-Game (as of Jan 29, 2011)
All games

TEAM STATISTICS

Opponent	Date	Score		Total		3-Pointers		Free throws		Rebounds				pf	a	t/o	blk	stl	pts	avg
				fg-fga	pct	3fg-fga	pct	ft-fa	pct	off	def	tot	avg							
WILLIAM & MARY	11/12/10	76-52	W	28-56	.500	12-23	.522	8-11	.727	9	28	37	37.0	15	17	8	1	6	76	76.0
USC UPSTATE	11/15/10	74-54	W	25-47	.532	5-15	.333	19-25	.760	11	24	35	36.0	14	13	12	1	6	74	75.0
at Stanford	11/18/10	60-81	L	20-47	.426	9-24	.375	11-11	1.000	5	20	25	32.3	18	11	18	2	4	60	70.0
vs Washington	11-22-10	63-106	L	22-58	.379	4-16	.250	15-26	.577	13	21	34	32.8	17	9	17	2	4	63	68.2
vs Oklahoma	11-23-10	74-56	W	25-52	.481	7-18	.389	17-27	.630	9	23	32	32.6	16	14	9	1	8	74	69.4
vs Wichita State	11-24-10	58-70	L	22-51	.431	6-13	.462	8-13	.615	9	20	29	32.0	20	9	10	2	4	58	67.5
at Minnesota	11/29/10	87-79	W	26-55	.473	10-13	.769	25-30	.833	11	25	36	32.6	18	19	11	1	5	87	70.3
at Virginia Tech	12/05/10	57-54	W	23-49	.469	4-12	.333	7-11	.636	10	20	30	32.2	12	16	10	6	5	57	68.6
RADFORD	12/07/10	54-44	W	13-47	.277	8-21	.381	20-24	.833	12	23	35	32.6	15	8	13	7	8	54	67.0
OREGON	12/17/10	63-48	W	22-44	.500	5-12	.417	14-19	.737	5	25	30	32.3	16	7	11	6	6	63	66.6
NORFOLK STATE	12/20/10	50-49	W	19-54	.352	7-22	.318	5-10	.500	10	26	36	32.6	16	8	11	4	3	50	65.1
SEATTLE	12/22/10	53-59	L	16-53	.302	2-20	.100	19-23	.826	12	20	32	32.6	15	6	9	5	6	53	64.1
IOWA STATE	12/30/10	47-60	L	20-62	.323	3-24	.125	4-7	.571	14	24	38	33.0	15	9	9	0	5	47	62.8
LSU	01/02/11	64-50	W	21-52	.404	6-19	.316	16-21	.762	13	23	36	33.2	15	10	11	6	6	64	62.9
HOWARD	01/04/11	84-63	W	32-48	.667	16-25	.640	4-8	.500	4	13	17	32.1	12	20	10	0	10	84	64.3
NORTH CAROLINA	01/08/11	56-62	L	21-51	.412	6-17	.353	8-12	.667	4	28	32	32.1	22	8	11	4	5	56	63.8
at Duke	01-15-11	60-76	L	19-55	.345	6-16	.375	16-23	.696	12	19	31	32.1	18	8	13	1	7	60	63.5
at Boston College	1-19-11	67-70	L	25-57	.439	9-23	.391	8-12	.667	12	22	34	32.2	21	12	7	5	2	67	63.7
GEORGIA TECH	01/22/11	72-64	W	20-40	.500	10-15	.667	22-32	.688	6	20	26	31.8	17	16	10	1	6	72	64.2
MARYLAND	01/27/11	42-66	L	16-48	.333	4-17	.235	6-13	.462	7	22	29	31.7	12	8	15	3	3	42	63.0
at Wake Forest	01/29/11	71-76	L	28-56	.500	8-20	.400	7-14	.500	9	22	31	31.7	19	11	11	0	3	71	63.4
Virginia		1332		463-1082	.428	147-385	.382	259-372	.696	197	468	665	31.7	343	239	236	58	112	1332	63.4
Opponents		1339		488-1091	.447	143-374	.382	220-319	.690	187	487	674	32.1	345	227	247	66	107	1339	63.8

Games played: 21
Points/game: 63.4
FG Pct: 42.8
3FG Pct: 38.2
FT Pct: 69.6

Rebounds/game: 31.7
Assists/game: 11.4
Turnovers/game: 11.2
Assist/turnover ratio: 1.0
Steals/game: 5.3
Blocks/game: 2.8

2010-11 Virginia Basketball
Virginia Overall Team Statistics (as of Jan 29, 2011)
All games

TEAM STATISTICS	VA	OPP
SCORING	1332	1339
Points per game	63.4	63.8
Scoring margin	-0.3	-
FIELD GOALS-ATT	463-1082	488-1091
Field goal pct	.428	.447
3 POINT FG-ATT	147-385	143-374
3-point FG pct	.382	.382
3-pt FG made per game	7.0	6.8
FREE THROWS-ATT	259-372	220-319
Free throw pct	.696	.690
F-Throws made per game	12.3	10.5
REBOUNDS	665	674
Rebounds per game	31.7	32.1
Rebounding margin	-0.4	-
ASSISTS	239	227
Assists per game	11.4	10.8
TURNOVERS	236	247
Turnovers per game	11.2	11.8
Turnover margin	+0.5	-
Assist/turnover ratio	1.0	0.9
STEALS	112	107
Steals per game	5.3	5.1
BLOCKS	58	66
Blocks per game	2.8	3.1
WINNING STREAK	0	-
Home win streak	0	-
ATTENDANCE	116380	60175
Home games-Avg/Game	12-9698	6-8829
Neutral site-Avg/Game	-	3-2400

Score by Periods	1st	2nd	Totals
Virginia	642	690	1332
Opponents	615	724	1339

2010-11 Virginia Basketball
Virginia Season Box Score (as of Jan 29, 2011)
Conference games

RECORD:	OVERALL	HOME	AWAY	NEUTRAL
ALL GAMES	2-5	1-2	1-3	0-0
CONFERENCE	2-5	1-2	1-3	0-0
NON-CONFERENCE	0-0	0-0	0-0	0-0

##	Player	gp-gs	min	avg	Total		3-Point		F-Throw		Rebounds				pf	dq	a	to	blk	stl	pts	avg
					fg-fga	fg%	3fg-fga	3fg%	ft-fa	ft%	off	def	tot	avg								
23	Mike Scott	1-1	38	38.0	9-14	.643	1-1	1.000	2-3	.667	4	9	13	13.0	0	0	2	1	1	0	21	21.0
02	Mustapha Farrakhan	7-7	237	33.9	29-62	.468	8-24	.333	27-37	.730	2	24	26	3.7	16	1	21	13	2	4	93	13.3
12	Joe Harris	7-4	206	29.4	25-56	.446	16-37	.432	13-16	.813	8	21	29	4.1	19	1	8	12	3	2	79	11.3
24	KT Harrell	7-6	187	26.7	25-62	.403	10-18	.556	5-11	.455	2	10	12	1.7	9	0	7	7	1	3	65	9.3
05	Assane Sene	7-7	181	25.9	20-34	.588	0-0	.000	10-23	.435	24	37	61	8.7	21	0	0	15	12	3	50	7.1
01	Jontel Evans	7-7	195	27.9	19-51	.373	2-2	1.000	6-12	.500	2	17	19	2.7	21	0	22	11	0	7	46	6.6
13	Sammy Zeglinski	7-0	140	20.0	12-36	.333	9-23	.391	4-6	.667	3	12	15	2.1	9	0	16	4	0	7	37	5.3
25	Akil Mitchell	7-0	96	13.7	6-17	.353	1-4	.250	6-8	.750	5	7	12	1.7	13	1	2	5	0	2	19	2.7
22	Will Sherrill	6-3	82	13.7	6-17	.353	0-7	.000	1-1	1.000	1	5	6	1.0	10	0	1	5	1	2	13	2.2
04	Will Regan	4-0	18	4.5	1-4	.250	0-1	.000	0-0	.000	1	1	2	0.5	1	0	0	1	0	1	2	0.5
32	Thomas Rogers	2-0	2	1.0	0-0	.000	0-0	.000	0-0	.000	0	0	0	0.0	0	0	0	0	0	0	0	0.0
15	Billy Baron	4-0	18	4.5	0-3	.000	0-3	.000	0-0	.000	0	1	1	0.3	2	0	0	2	0	0	0	0.0
Team											8	9	17					1				
Total.....		7	1400		152-356	.427	47-120	.392	74-117	.632	60	153	213	30.4	121	3	79	77	20	31	425	60.7
Opponents.....		7	1400		167-369	.453	40-111	.360	94-120	.783	61	167	228	32.6	110	-	77	70	25	35	468	66.9

Score by Periods	1st	2nd	Totals
Virginia	230	195	425
Opponents	200	268	468

2010-11 Virginia Basketball
Virginia Season Box Score (as of Jan 29, 2011)
All games

RECORD:	OVERALL	HOME	AWAY	NEUTRAL
ALL GAMES	11-10	8-4	2-4	1-2
CONFERENCE	2-5	1-2	1-3	0-0
NON-CONFERENCE	9-5	7-2	1-1	1-2

##	Player	gp-gs	min	avg	Total			3-Point		F-Throw		Rebounds				pf	dq	a	to	blk	stl	pts	avg
					fg-fga	fg%	3fg-fga	3fg%	ft-fa	ft%	off	def	tot	avg									
23	Mike Scott	10-9	337	33.7	53-110	.482	1-1	1.000	52-59	.881	38	64	102	10.2	16	0	16	24	7	3	159	15.9	
02	Mustapha Farrakhan	21-17	628	29.9	84-190	.442	33-89	.371	67-85	.788	6	50	56	2.7	34	1	42	38	7	14	268	12.8	
12	Joe Harris	21-15	567	27.0	75-166	.452	41-98	.418	27-35	.771	23	53	76	3.6	50	1	22	35	8	12	218	10.4	
24	KT Harrell	21-15	527	25.1	77-170	.453	23-50	.460	36-58	.621	18	32	50	2.4	38	0	18	21	1	5	213	10.1	
01	Jontel Evans	21-20	584	27.8	47-117	.402	3-7	.429	25-44	.568	9	43	52	2.5	51	0	77	42	2	29	122	5.8	
13	Sammy Zeglinski	14-1	277	19.8	25-79	.316	18-56	.321	7-12	.583	5	30	35	2.5	16	0	28	11	0	16	75	5.4	
22	Will Sherrill	16-10	288	18.0	27-60	.450	14-34	.412	1-1	1.000	10	34	44	2.8	29	0	9	12	3	10	69	4.3	
05	Assane Sene	21-17	415	19.8	31-64	.484	0-0	.000	24-43	.558	44	70	114	5.4	57	0	1	25	23	6	86	4.1	
15	Billy Baron	17-0	189	11.1	15-48	.313	12-38	.316	9-13	.692	0	12	12	0.7	11	0	13	8	0	6	51	3.0	
25	Akil Mitchell	19-1	258	13.6	18-50	.360	1-6	.167	9-17	.529	15	39	54	2.8	33	1	13	12	2	9	46	2.4	
04	Will Regan	17-0	122	7.2	11-26	.423	1-4	.250	2-5	.400	8	10	18	1.1	8	0	0	5	5	2	25	1.5	
32	Thomas Rogers	6-0	8	1.3	0-2	.000	0-2	.000	0-0	.000	0	0	0	0.0	0	0	0	0	0	0	0	0.0	
Team											21	31	52				3						
Total.....		21	4200		463-1082	.428	147-385	.382	259-372	.696	197	468	665	31.7	343	3	239	236	58	112	1332	63.4	
Opponents.....		21	4200		488-1091	.447	143-374	.382	220-319	.690	187	487	674	32.1	345	-	227	247	66	107	1339	63.8	

Score by Periods	1st	2nd	Totals
Virginia	642	690	1332
Opponents	615	724	1339