

2010-11 VIRGINIA MEN'S BASKETBALL GAME NOTES

GAME
#28



VIRGINIA CAVALIERS (14-13, 5-8 ACC)
vs. BOSTON COLLEGE EAGLES (16-11, 6-7 ACC)



FEBRUARY 26, 2011 • JOHN PAUL JONES ARENA • CHARLOTTESVILLE, VA.

Regional Sports Networks: Mike Hogewood, Larry Conley



Dave Koehn, Scott Shepherd

TODAY'S GAME

- Uva looks for its third consecutive win as it hosts Boston College
- The Cavaliers are looking to win their sixth ACC game of the season, a mark they haven't reached since 2006-07 (11-5, T-1st)

SERIES HISTORY

- Uva leads the series 7-5 (Uva leads 3-1 in Charlottesville, 1-1 at JPJA)
- Boston College has won four of the last five meetings
- In the first meeting this season, the Eagles won 70-67 at Conte Forum (Jan. 19)

LAST TIME OUT

- Virginia defeated Georgia Tech 62-56 on Wednesday in Atlanta
- The Cavaliers completed a regular season sweep of the Yellow Jackets
- Mustapha Farrakhan scored 17 points to lead Virginia
- Virginia won its third consecutive game at Alexander Memorial Coliseum

INJURED HOOS

- Three Cavaliers have missed games due to injury this season for a total of 32 man-games lost (Mike Scott - 17, Will Sherrill - 8, Sammy Zeglinski - 7)
- Uva had just five man-games lost due to injury in the previous two seasons combined
- Zeglinski missed the first seven games of the season after surgery involving cartilage in his left knee
- Sherrill has missed eight games due to a fractured fibula in his right leg he suffered at Minnesota
- Scott will miss the remainder of the season with a left ankle injury

70 IS A MAGIC NUMBER

- Under Tony Bennett, Virginia is 17-2 when scoring at least 70 points
- The Cavaliers are 12-27 over the past two seasons when scoring under 70 points

THE FARTHER THE BETTER

- In 10 games this season, Virginia has shot better from 3-point range than 2-point range
- Uva accomplished the feat just seven times in the previous two seasons combined
- Virginia has shot better from 3-point range than 2-point range in the last two games and in four of the last five games

PREVIOUS GAME'S STARTING LINEUP

G	1	Jontel Evans	So.	6.0 ppg	2.5 rpg	3.7 apg
• Leads the team in assists (101) and steals (39)						
G	2	Mustapha Farrakhan	Sr.	13.3 ppg	2.7 rpg	1.8 apg
• Scored more points this season (360) than his first three seasons combined (309)						
C	5	Assane Sene	Jr.	4.3 ppg	5.5 rbg	1.2 blk
• First career double-double (15 pts, 13 rebs) at Wake						
G	12	Joe Harris	Fr.	10.6 ppg	4.0 rbg	1.1 apg
• Leads ACC freshmen with 58 3-pointers						
G	13	Sammy Zeglinski	Jr.	6.9 ppg	2.9 rpg	2.3 apg
• Shooting 20-42 (47.6%) from 3-point range in last seven games						

2010-11 SCHEDULE/RESULTS

Nov. 6	ROANOKE COLLEGE (ex)	W 82-50
Nov. 12	WILLIAM & MARY	W 76-52
Nov. 15	USC UPSTATE	W 74-54
Nov. 18	at Stanford	[FSN] L 60-81
Nov. 22	vs. #13 Washington ¹	[ESPN2] L 63-106
Nov. 23	vs. Oklahoma ¹	[ESPN2] W 74-56
Nov. 24	vs. Wichita State ¹	[ESPNU] L 58-70
Nov. 29	at #15 Minnesota ²	[ESPN2] W 87-79
Dec. 5	at Virginia Tech *	[FSN] W 57-54
Dec. 7	RADFORD	W 54-44
Dec. 17	OREGON	[CSN] W 63-48
Dec. 20	NORFOLK STATE	W 50-49
Dec. 22	SEATTLE	L 53-59
Dec. 30	IOWA STATE	[CSN] L 47-60
Jan. 2	LSU	[FSN] W 64-50
Jan. 4	HOWARD	W 84-63
Jan. 8	NORTH CAROLINA *	[ACC] L 56-62
Jan. 15	at #1 Duke *	[ESPN] L 60-76
Jan. 19	at Boston College *	L 67-70
Jan. 22	GEORGIA TECH *	[ACC] W 72-64
Jan. 27	MARYLAND *	[CSN] L 42-66
Jan. 29	at Wake Forest *	[ACC] L 71-76
Feb. 2	CLEMSON *	[ESPNU] W 49-47
Feb. 5	at Miami *	L 68-70 (ot)
Feb. 12	at Florida State *	[RSN] L 56-63
Feb. 16	#5 DUKE *	[ESPN2] L 41-56
Feb. 19	VIRGINIA TECH *	[ACC ^{split}] W 61-54
Feb. 23	at Georgia Tech *	[ESPNU] W 62-56
Feb. 26	BOSTON COLLEGE *	[RSN] 12:00 pm
Mar. 1	NC STATE *	[RSN] 7:00 pm
Mar. 5	at Maryland *	[ACC] 2:00 pm
Mar. 10-13	at ACC Tournament (Greensboro, N.C.)	

¹ EA Sports Maui Invitational (Lahaina, Maui, Hawaii)

² ACC/Big Ten Challenge

* ACC game

[ACC] - ACC Network (formerly Raycom), [RSN] - Regional Sports Networks

[CSN] - Comcast SportsNet Mid-Atlantic

Virginia Athletics Media Relations • 154 John Paul Jones Arena, PO Box 400853, Charlottesville, VA 22904 • Office: (434) 982-5500 • Fax: (434) 982-5525

Rich Murray (Primary Men's Basketball Contact)
Steve Kirkland (Secondary Men's Basketball Contact)

Office: (434) 982-5530
Office: (434) 982-5535

Cell: (434) 981-4942
Cell: (434) 825-5241

Email: rmurray@virginia.edu
Email: skirkland@virginia.edu

2010-11 VIRGINIA MEN'S BASKETBALL GAME NOTES

RANKINGS (2/21)

ASSOCIATED PRESS

1. Duke	25-2
2. Ohio State	25-2
3. Kansas	25-2
4. Pittsburgh	24-3
5. Texas	23-4
6. San Diego State	27-1
7. BYU	25-2
8. Purdue	22-5
9. Notre Dame	21-5
10. Arizona	23-4
11. Georgetown	21-6
12. Wisconsin	20-6
13. Florida	21-5
14. Connecticut	20-6
15. Villanova	21-6
16. Louisville	20-7
17. Syracuse	22-6
18. Vanderbilt	20-6
19. North Carolina	20-6
20. Missouri	21-6
21. Texas A&M	21-5
22. Kentucky	19-7
23. St. John's	17-9
24. Temple	21-5
25. Xavier	20-6

Others receiving votes:
Utah State, George Mason, West Virginia, Alabama,
Florida State, UNLV, **Washington**, Belmont,
Harvard, UCLA.

ESPN/USA TODAY

1. Duke	25-2
2. Kansas	25-2
3. Ohio State	25-2
4. San Diego State	27-1
5. Texas	23-4
6. Pittsburgh	24-3
7. BYU	25-2
8. Purdue	22-5
9. Notre Dame	21-5
10. Arizona	23-4
11. Georgetown	21-6
12. Wisconsin	20-6
13. Florida	21-5
14. Villanova	21-6
15. Connecticut	20-6
16. Louisville	20-7
17. Texas A&M	21-5
18. Vanderbilt	20-6
19. North Carolina	20-6
20. Syracuse	22-6
21. Missouri	21-6
22. Kentucky	19-7
23. Utah State	25-3
24. Temple	21-5
25. St. John's	17-9

Others receiving votes:
George Mason, Xavier, **Washington**, UCLA,
Valparaiso, Coastal Carolina, West Virginia, Saint
Mary's.

• 2010-11 Opponents

SPREADING THE WEALTH

- Virginia has nine players with multiple double-figure scoring games this season
- Last year, the Cavaliers had just six players with multiple double-figure scoring games

CAVALIERS GET DEFENSIVE AGAINST CLEMSON

- In the 49-47 win over Clemson on Feb. 2, the Cavaliers put forth a notable defensive effort
- Virginia held Clemson to 13 first half points, the fewest points allowed by the Cavaliers before halftime since allowing 13 to UMBC on Dec. 21, 1996 (a 57-34 win)
- The Tigers' 13 first half points were also the fewest points scored in a half in John Paul Jones Arena history
- Clemson's 47 points ties the low for an ACC opponent against Virginia in the 2000s (UVA defeated NC State 59-47 last season)

LONG RANGE FIRING

- Virginia shot 66.7 percent (10-15) from 3-point range against Georgia Tech on Jan. 22
- It marked the third time this season Virginia has shot over 60 percent from behind the arc (in 27 games)
- In the previous 16 seasons combined, the Cavaliers shot over 60 percent from behind the arc just three times (a span of 487 games)
- The Cavaliers shot 64.0 percent (16-25) from 3-point range against Howard, and UVA's 16 3-pointers vs. Howard are tied for the second most in school history
- Virginia shot 76.9 percent (10-13) from 3-point range in the win at Minnesota
- The 76.9 3-point percentage is a school record (minimum of 10 attempts)

HOT SHOOTING AGAINST HOWARD

- The Cavaliers had one of the best shooting performances in school history vs. Howard
- Virginia shot 66.7% (32-48) from the floor, tied for the fifth-highest percentage in school history and the highest since 1985
- Virginia's 16 3-pointers made are tied for the second most in school history
- UVA's 76.2% (16-21) shooting in the first half was its highest percentage in a half since shooting 78.3% (18-23) in the second half of a 91-59 win over Georgia Tech on Feb. 7, 1984
- UVA shot 50% or better in both halves of a game for the first time since last year's win at North Carolina
- Mustapha Farrakhan (8-9) and Joe Harris (5-6) became the first pair of Cavaliers to make at least five 3-pointers each in a game since Sean Singletary (5-10) and J.R. Reynolds (5-8) at NC State on Jan. 24, 2007
- Their 13 3-pointers was one shy of the school record for teammates in a game of 14 by Curtis Staples (9-12) and Harold Deane (5-11) against UNLV on Feb. 12, 1995

WIN AT MINNESOTA WAS NOTABLE

- Virginia's win at Minnesota in the ACC/Big Ten Challenge was notable for several reasons
- The No. 15 Gophers were the highest ranked opponent the Cavaliers defeated on the road since an 86-78 win at No. 8 Maryland on Feb. 6, 2003
- Virginia's 58 second half points were the most the Cavaliers have scored in a half since scoring 60 first half points in a 108-87 win over Gonzaga on Jan. 3, 2007
- The Cavaliers trailed by 13 points in the second half at Minnesota, the largest deficit they have overcome to win since rallying from 13 down to top Maryland 68-63 on Mar. 7, 2009
- UVA overcame a 10-point halftime deficit, the largest it has overcome in a win since trailing by 13 at the break in a 93-90 win over Arizona on Nov. 12, 2006 (first game at JPJA)
- It was the largest halftime deficit overcome by the Cavaliers on the road since rallying from a 21-point halftime deficit for a 91-88 2OT win at Duke on Jan. 14, 1995

DEFENSE!!! DEFENSE!!!

- Virginia held Radford, Oregon and Norfolk State under 50 points each
- It marked the first time the Cavaliers held three consecutive opponents under 50 points since the first three games of the 1948-49 season

2010-11 VIRGINIA MEN'S BASKETBALL GAME NOTES

HARRELL NAMED ACC ROOKIE OF THE WEEK

- KT Harrell was named ACC Rookie of the Week on Dec. 20
- Harrell was honored after posting his first career 20-point game (20 pts) in the 63-48 win over Oregon on Dec. 17
- It was the first Rookie of the Week honor for a Cavalier since Sylven Landesberg won the award six times in 2008-09

FARRAKHAN SHINES IN SENIOR YEAR

- Mustapha Farrakhan has scored 360 points this season, which is more than his total for his first three seasons combined (309 points)
- All five of his career 20-point games and 20 of his 34 career double-figure scoring games have come this season

JOE HARRIS ... FOR 3!!!!

- Joe Harris leads all ACC freshmen with 58 3-pointers this season
- His 58 3-pointers rank second by a Cavalier freshman for a season
- He leads the team with 58 3-pointers (a true freshman has not led UVa in 3-pointers since Curtis Staples in 1994-95)
- His 41.7% from 3-point range is the best by an ACC freshman since 2000
- He has made at least two 3-pointers in 18 of 27 games this season, including 11 of 13 ACC games
- His 33 3-pointers in ACC play are the most by a freshman since Clemson's Terrence Oglesby had 42 in 2007-08

UVa Freshman 3-Pointers	
Curtis Staples (1995)	103
Joe Harris (2011)	58
Harold Deane (1994)	51
J.R. Reynolds (2004)	48
Cory Alexander (1992)	44
Adam Hall (1999)	36
Chris Williams (1999)	36
Sean Singletary (2005)	34

ACC Freshman 3FG% Since 2000	
Joe Harris (UVa, 2011)	41.7
Rashad McCants (UNC, 2003)	41.4
Terrence Oglesby (Clem, 2008)	40.3
J.J. Redick (Duke, 2003)	39.9
Tyrese Rice (BC, 2006)	39.1

SAMMY IN THE LINEUP

- The Cavaliers are 3-3 since Sammy Zeglinski entered the starting lineup on Feb. 2 vs. Clemson, after losing five of the previous six games
- Since entering the starting lineup, Zeglinski is averaging 10.3 ppg and 3.0 apg, while shooting 47.2% (17-36) from 3-point range

EVANS DISHES IT OUT

- Jontel Evans has had at least five assists in 12 games this season
- He has 101 assists this season, the first Cavalier to post 100 assists in a season since Sean Singletary had 202 as a senior in 2007-08
- Evans had an ACC career-high seven assists in the win at Georgia Tech on Feb. 23

SENE STEPS UP WITHOUT SCOTT

- Assane Sene has increased his production since Mike Scott went out due to injury
- Sene averaged 2.2 points and 2.6 rebounds per game in games Scott played in
- In the 17 games Scott has missed, Sene is averaging 5.5 ppg and 7.2 rpg
- Sene had his first career double-double at Wake Forest (15 pts, 13 rebs)

RETURN TO SENE-DER

- Assane Sene enters today's game with 87 career blocks, one shy of entering Virginia's career top 10 list
- His 33 blocks this season are two shy of his high for a season of 35 set as a freshman in 2008-09

LETS GET TROPICAL!!!

- Will Sherrill has three career double-figure scoring games, all coming outside the continental United States
- He scored a career-high 18 points last season against Cleveland State in Cancun
- This season, he scored 11 points against both Oklahoma and Wichita State in Maui

TRI-CAPTAINS NAMED

- Mustapha Farrakhan, Mike Scott and Will Sherrill are the tri-captains for the 2010-11 season

DOUBLE TIME

DOUBLE-DOUBLES

	2010-11	Career
Mike Scott	6	24
Assane Sene	1	1

DOUBLE-FIGURE SCORING GAMES

	2010-11	Career
Mike Scott	9	51
Mustapha Farrakhan	20	34
Sammy Zeglinski	6	32
Joe Harris	15	15
KT Harrell	11	11
Jontel Evans	5	5
Will Sherrill	2	3
Billy Baron	2	2
Assane Sene	2	2

20-POINT SCORING GAMES

	2010-11	Career
Mustapha Farrakhan	5	5
Mike Scott	2	6
KT Harrell	1	1
Joe Harris	1	1
Sammy Zeglinski	—	2

30-POINT SCORING GAMES

	2010-11	Career
Mustapha Farrakhan	1	1

DOUBLE-FIGURE REBOUNDING GAMES

	2010-11	Career
Mike Scott	6	28
Assane Sene	4	9

DOUBLE-FIGURE ASSIST GAMES

	2010-11	Career
Jontel Evans	1	1

2010-11 VIRGINIA MEN'S BASKETBALL GAME NOTES

ON THE LINE

CONSECUTIVE MADE FREE THROWS

	Current	Season High	Career High
Evans	5	5	5
Scott	4	20	20
Farrakhan	2	24	24
Harris	2	8	8
Sherrill	1	1	4
Sene	--	8	8
Baron	--	7	7
Harrell	--	5	5
Mitchell	--	4	4
Zeglinski	--	3	16
Regan	--	1	1

VIRGINIA'S CONSECUTIVE FREE THROW STREAKS OF 10 OR MORE THIS SEASON

24	Mustapha Farrakhan	12/5-1/2
20	Mike Scott	11/12-11/23

*active

AND ONES*

	2010-11	Career
Scott	5	13
Farrakhan	4	9
Evans	3	3
Harrell	3	3
Sene	3	3
Harris	2	2
Zeglinski	1	4(1)
Sherrill	1	1

(#) - number of four-point plays

*Times making a basket when fouled and making the ensuing free throw too

SCOTT DOUBLING IT UP

- Mike Scott has 24 career double-doubles (ranks T-8th in UVa history)
- He had his sixth double-double of the season, and fifth consecutive double-double, vs. Radford (10 pts, 13 rebs)
- He is the first Cavalier with five consecutive double-doubles since Ralph Sampson in 1983

SCOTT HONORED BY ACC

- Mike Scott was named ACC Player of the Week on Dec. 6
- The previous week he had a pair of double-doubles in two Cavalier road wins (17 pts and 12 rebs at #15 Minnesota; 21 pts and 13 rebs at Virginia Tech)
- It is the first ACC Player of the Week honor of Scott's career

FIRST-YEARS SHINE IN DEBUT

- The Cavalier first-years made an impact in their collegiate debut against William & Mary
- Billy Baron, KT Harrell, Will Regan, Joe Harris, Akil Mitchell and Thomas Rogers combined for 37 points and 10 rebounds against the Tribe
- It was the most points scored by Cavalier first-years in a season opener since 2003-04 when the Cavalier freshmen combined for 40 points against Mt. St. Mary's (Gary Forbes-21, Donte Minter-12, J.R. Reynolds-7)
- Baron (19 pts) and Harrell (13) were the first Virginia freshman duo to score in double figures in an opener since 2005-06 (Mamadi Diane 17, Lars Mikalauskas 14 vs. Liberty)

BARON TRANSFERS

- On Feb. 3 it was announced that freshman guard Billy Baron was transferring to Rhode Island, where his father, Jim, is the head coach
- Baron appeared in 17 games this season, averaging 3.0 ppg
- He had his career-high 19 points against William & Mary in the season opener

JOHNSON TO REDSHIRT

- Freshman forward James Johnson is expected to redshirt this season
- Virginia head coach Tony Bennett indicated that after Virginia's game with William & Mary on Nov. 12

McKAY PARTICIPATING IN "SHOTS FROM THE HEART"

- Associate Head Coach Ritchie McKay is participating in "Shots from the Heart", a project designed to raise awareness for the growing problem of heart disease
- College basketball coaches are competing against one another in a free throw shooting tournament, which will benefit the American Heart Association
- The event also pays tribute to the late Skip Prosser who passed away on July 26, 2007 of a heart attack
- McKay defeated Charles Baker of Campbell in the first round, Greg Gary of Duquesne in the second round and Ben Johnson of Northern Iowa in the third round of the assistant coaches division
- In his second and third round matches, McKay went a perfect 25-of-25 from the line
- He plays Craig Neal of New Mexico in the quarterfinals

THREE SIGN WITH VIRGINIA

- UVa signed three players to National Letters of Intent for the 2011 recruiting class
- The three players are 6-8 forward Darion Atkins of Clinton, Md.; 6-5 guard Malcolm Brogdon of Norcross, Ga.; and 6-7 wing Paul Jespersen of Merrill, Wisc.

UP NEXT

- The Cavaliers host NC State on Tuesday night in their home finale
- Game time is 7 p.m. and the game will be broadcast by the Regional Sports Networks
- Seniors Mustapha Farrakhan and Will Sherrill will be honored prior to the game

UVa CAREER DOUBLE-DOUBLES

Ralph Sampson (80-83)	84
Travis Watson (00-03)	54
Scott McCandlish (70-72)	29
Norman Nolan (95-98)	26
Norm Carmichael (67-69)	25
Bill Gerry (69-71)	25
Junior Burrough (92-95)	25
Gus Gerard (73-74)	24
Mike Scott (08-pres.)	24

2010-11 VIRGINIA MEN'S BASKETBALL GAME NOTES

2010-11 VIRGINIA CAVALIERS

No.	Player	Pos.	Yr.	Ht.	Hometown	PPG	RBG	Other	Minutes
1	Jontel Evans <i>• Leads the team in assists (101) and steals (39)</i>	G	So.	5-11	Hampton, Va.	6.0	2.5	3.7 apg	28.4
2	Mustapha Farrakhan (<i>Moo-sta-fa Fair-uh-con</i>) <i>• Scored more points this season (360) than his first three seasons combined (309)</i>	G	Sr.	6-4	Harvey, Ill.	13.3	2.7	1.8 apg	30.5
4	Will Regan (<i>Ree-gan</i>) <i>• 2010 New York State Class A Player of the Year</i>	F	Fr.	6-8	Williamsville, N.Y.	1.3	0.9	0.3 blk	6.6
5	Assane Sene (<i>Uh-Sahn Sen</i>) <i>• First career double-double (15 pts, 13 rebs) at Wake</i>	C	Jr.	7-0	Saint-Louis, Senegal	4.3	5.5	1.2 blk	21.3
12	Joe Harris <i>• Leads ACC Freshmen with 58 3-pointers</i>	G	Fr.	6-6	Chelan, Wash.	10.6	4.0	1.1 apg	28.5
13	Sammy Zeglinski (<i>Zuh-glin-ski</i>) <i>• Shooting 20-42 (47.6%) from 3-point range in last seven games</i>	G	Jr.	6-1	Philadelphia, Pa.	6.9	2.9	2.3 apg	24.0
22	Will Sherrill <i>• Had a career-high nine rebounds vs. Iowa State</i>	F	Sr.	6-9	New York, N.Y.	4.2	2.5	0.6 apg	17.5
23	Mike Scott <i>• Will miss the rest of the season with a left ankle injury</i>	F	Sr.	6-8	Chesapeake, Va.	15.9	10.2	1.6 apg	33.7
24	KT Harrell <i>• Career-high 20 points vs. Oregon</i>	G	Fr.	6-4	Montgomery, Ala.	8.6	2.2	0.9 apg	23.4
25	Akil Mitchell (<i>Ah-keel</i>) <i>• 2010 North Carolina Independent School Athletic Association All-State</i>	F	Fr.	6-8	Charlotte, N.C.	2.5	3.0	0.9 apg	15.2
31	Doug Browman <i>• Walk-on who appeared in four games in 2009-10</i>	G	So.	5-11	Midlothian, Va.	--	--	--	--
32	Thomas Rogers <i>• Joined the program as a walk-on</i>	G	Fr.	6-6	Farmville, Va.	0.0	0.0	--	1.3
34	James Johnson <i>• Top 100 recruit by Scout.com and ESPNU, plans to redshirt this season</i>	F	Fr.	6-9	Wildomar, Calif.	--	--	--	--

HEAD COACH TONY BENNETT

SECOND SEASON AT VIRGINIA

Alma Mater: Wisc.-Green Bay '92
Hometown: Green Bay, Wisc.



CAREER RECORD

at Virginia	29-29	2 seasons
at Washington State	69-33	3 seasons
CAREER	98-62	5 seasons

VS. RANKED OPPONENTS (AP)

at Virginia	4-6
at Washington State	11-13
CAREER	15-19

AT VIRGINIA

- First coach in UVa history to win his first three ACC games

AT WASHINGTON STATE

- 2007 National Coach of the Year
- Led the Cougars to the 2007 and 2008 NCAA Tournaments
- 2008 NCAA Sweet Sixteen
- Led WSU to the highest ranking in school history (No. 4)

PLAYING CAREER

- Played for his father, Dick Bennett, at UWGB
- Two-time Mid-Continent Conference Player of the Year
- Finished career as the all-time leading scorer in conference history with 2,285 points
- Still the NCAA career 3-point percentage leader at 49.7 percent
- 1992 Frances Pomeroy Naismith Award (best senior player under six-feet tall)
- 1992 GTE Academic All-American of the Year
- Played three seasons in the NBA with Charlotte Hornets (1992-95)

CURRENT DIVISION I HEAD COACHES WHO PLAYED IN THE NBA...

Steve Alford	New Mexico
Jerome Allen	Penn
Tony Bennett	Virginia
Johnny Dawkins	Stanford
Billy Donovan	Florida
Fred Hoiberg	Iowa State
Jeff Lebo	East Carolina
Jim Les	Bradley
Sidney Lowe	NC State
Mark Macon	Binghamton
Cuonzo Martin	Missouri State
Lorenzo Romar	Washington
Larry Smith	Alcorn State
Isiah Thomas	Florida International
Brooks Thompson	UTSA
Rex Walters	San Francisco
Corliss Williamson	Central Arkansas
Sean Woods	Mississippi Valley St.

2010-11 VIRGINIA MEN'S BASKETBALL GAME NOTES

THE LAST TIME ...

VIRGINIA INDIVIDUALS

- **Scored 30 points:** Mustapha Farrakhan (31) vs. Howard (1/4/11)
- **Scored 40 points:** Sean Singletary (41) at Miami (3/1/08)
- **Two players with 20 points:** Joe Harris (24) and Mustapha Farrakhan (23) at Minnesota (11/29/10)
- **Three players with 20 points:** Chris Williams (27), Roger Mason, Jr. (22) and Donald Hand (20) vs. Duke (1/5/00)
- **Four players with 20 points:** Chris Williams (23), Donald Hand (22), Adam Hall (21), and Travis Watson (20) vs. Georgetown (3/15/00)
- **A player with back-to-back 25-point games:** Sylvan Landesberg, 26 at Georgia Tech (12/28/08), 25 vs. Xavier (1/3/09)
- **One player scored in double figures:** Mustapha Farrakhan (11) vs. Duke (2/16/11)
- **Five players scored in double figures:** Assane Sene (15), Joe Harris (14), Mustapha Farrakhan (13), Sammy Zeglinski (11), Jontel Evans (10), at Wake Forest (1/29/11)
- **Six players scored in double figures:** Sean Singletary (27), Adrian Joseph (13), Jamil Tucker (13), Mamadi Diane (12), Calvin Baker (11), Laurynas Mikalauskas (11), vs. Maryland (3/9/08)
- **Seven players scored in double figures:** Cornel Parker (20), Junior Burrough (15), Ted Jeffries (14), Cory Alexander (13), Jason Williford (12), Yuri Barnes (11) and Doug Smith (11) vs. Clemson (1/13/93)
- **Had 15 rebounds:** Assane Sene (15) vs. Maryland (1/27/11)
- **Had 20 rebounds:** Travis Watson (20) vs. Wofford (1/2/03)
- **Had 25 rebounds:** Bob Mortell (25) vs. Washington & Lee (2/27/60)
- **Two players with 10 rebounds:** Sylvan Landesberg (11) and Mike Scott (10) at Maryland (1/20/09)
- **Three players with 10 rebounds:** Yuri Barnes (13), Jason Williford (12) and Junior Burrough (11) vs. Rice (12/4/93)
- **Double-Double:** Assane Sene (15 pts, 13 rebs) at Wake Forest (1/29/11)
- **Two players had a double-double:** Adrian Joseph (23 pts, 11 rebs) and Mike Scott (10 pts, 13 rebs) at Penn (11/23/07)
- **Three players had a double-double:** Jason Williford (10 pts, 15 rebs), Ted Jeffries (23 pts, 10 rebs), and Cornel Parker (11 pts, 11 rebs) at William & Mary (1/25/93)
- **Double-Double with points and assists:** Sean Singletary (22 pts, 10 assts) vs. Old Dominion (3/24/08)
- **Triple-Double:** Ralph Sampson (15 pts, 22 rebs, 10 blks) vs. Old Dominion (12/29/79)
- **Four Double-Doubles in a row:** Mike Scott [5 in a row] (27 pts, 15 rebs) vs. Oklahoma (11/23/10), (16 pts, 10 rebs) vs. Wichita State (11/24/10), (17 pts, 12 rebs) at Minnesota (11/29/10), (21 pts, 13 rebs) at Virginia Tech (12/5/10), (10 pts, 13 rebs) vs. Radford (12/7/10)
- **20 points and 20 rebounds:** Travis Watson (21 pts, 20 rebs) vs. Wofford (1/2/03)
- **10 assists:** Jontel Evans (10) vs. Howard (1/4/11)
- **5 Blocked Shots:** Assane Sene (5) at Boston College (1/19/11)
- **5 Steals:** Sammy Zeglinski (5) vs. Florida State (1/24/09)
- **Led UVA in Points, Rebounds and Assists:** Mustapha Farrakhan (21 pts, 6 rebs, 2 assts) vs. Clemson (2/2/11)
- **Hit a last second shot to win a game:** Sean Singletary vs. Duke (2/1/07) [jumper with one second in OT]; J.R. Reynolds vs. Loyola Marymount (12/23/04) [layup with 1.5 seconds in regulation]
- **Played every minute:** Sylvan Landesberg (45) vs. Clemson (2/15/09)
- **Played 40 or more minutes:** Joe Harris (41) at Miami (2/5/11)

VIRGINIA TEAM

- **Won in Overtime:** vs. Clemson, 85-81 (2/15/09)
- **Lost in Overtime:** at Miami, 68-70 (2/5/11)
- **Played Two Overtimes:** vs. Maryland, L 89-92 (2/19/05)
- **Played Three Overtimes:** vs. Georgetown, L 111-115 (3/15/00)
- **Shot 70 percent for a Half:** 76.2% (16-21) vs. Howard 1st Half (1/4/11)
- **Shot 60 percent in a Game:** 66.7% (32-48) vs. Howard (1/4/11)
- **Shot less than 30 percent in a Game:** 28.6% (16-56) vs. Duke (2/16/11)
- **Shot 90 percent from the free throw line:** 100.0 % (11-11) at Stanford (11/18/10)
- **Shot 50 percent from 3-point line:** 57.9% (11-19) at Miami (2/5/11)
- **Shot less than 30 percent in a half:** 23.1% (6-26) in 2nd Half vs. Duke (2/16/11)
- **Shot less than 20 percent in a half:** 16.7% (4-24) in 2nd Half vs. Radford (12/7/10)
- **Shot 55 percent or better and lost:** 56.9% (29-51) vs. Duke (3/14/03)
- **Attempted 50 FTs:** 52 (made 34) vs. Howard (12/12/94)
- **Made 30 FTs:** 31 (36 att.) vs. Tennessee (3/18/07)
- **Made 10 3-pt FGs:** 11 vs. Virginia Tech (2/19/11)
- **Failed to make a 3-pt FG:** at Georgia Tech (12/4/05)
- **Had 50 rebounds:** 50 vs. North Carolina (1/15/09)
- **Had 25 assists:** 27 vs. Howard (11/21/01)
- **Had 15 steals:** 16 vs. NC State (2/24/08)
- **Had 10 blocks:** 10 at Virginia Tech (1/10/09)
- **Scored 50 pts in a half:** 58 at Minnesota, 2nd half (11/29/10)
- **Scored 60 pts in a half:** 60 vs. Gonzaga, 1st half (1/3/07)
- **Scored 70 pts in a half:** 70 vs. Coastal Carolina, 2nd half (11/20/00)
- **Scored 100 pts (ACC):** 103 vs. Maryland (1/16/07)
- **Scored 100 pts (non-conf):** 107 vs. VMI (11/16/08)
- **Scored under 20 pts in 1st half:** 15 vs. Iowa St (12/30/10)
- **Scored under 20 pts in 2nd half:** 15 vs. Duke (2/16/11)
- **Scored under 50 pts in a game:** 41 vs. Duke (2/16/11)

OPPONENT INDIVIDUALS

- **Scored 30 points:** Greivis Vasquez (30), Maryland (2/15/10)
- **Scored 35 points:** J.J. Redick (40), Duke (1/28/06)
- **Scored 40 points:** J.J. Redick (40), Duke (1/28/06)
- **Scored 50 points:** Len Chappell (50), Wake (2/12/62)
- **Two players with 20 points:** Kyle Singler (21) and Jon Scheyer (20), Duke (2/28/10)
- **Three players with 20 points:** Seth Curry (26), Kyle Ohman (26), Anthony Smith (21), Liberty (11/25/08)
- **Two players with 30 points:** Trevor Powell (31) and Tony Smith (31), Marquette (2/3/90)
- **Five players scored in double figures:** Isaiah Thomas (18), C.J. Wilcox (17), Abdul Gaddy (12), Terrence Ross (12), Justin Holiday (11), Washington (11/22/10)
- **Six players scored in double figures:** C.J. Harris (15), Ari Stewart (12), Travis McKie (12), J.T. Terrell (11), Ty Walker (11), Gary Clark (10), at Wake Forest (1/29/11)
- **Seven players scored in double figures:** Stanley Burrell (15), Drew Lavender (13), C.J. Anderson (12), B.J. Raymond (12), Josh Duncan (11), Charles Bronson (11), and Jason Love (10), at Xavier (1/3/08)
- **Double-Double:** Jeff Allen (11 pts, 15 rebs), Virginia Tech (2/19/11)
- **Double-Double with points and assists:** Eric Hayes (10 pts, 11 assts), at Maryland (1/20/09)

- **Two players had a double-double:** Donte Green (20 pts, 10 rebs) and Paul Harris (10 pts, 14 rebs), Syracuse (12/5/07)
- **Had 15 rebounds:** Jeff Allen (15), Virginia Tech (2/19/11)
- **Had 20 rebounds:** Tim Duncan (23), Wake (2/22/97)
- **Had 10 assists:** Eric Hayes (11), at Maryland (1/20/09)
- **5 Blocked Shots:** Bernard James (5), at Florida State (2/12/11)
- **5 Steals:** Justin Holiday (6), Washington (11/22/10)
- **Hit a last second shot to win a game:** Deron Washington of Virginia Tech (1/16/08) [0.0 seconds in overtime]

OPPONENT TEAM

- **Shot less than 30 percent in a Game:** 27.1% (13-48) NJIT (12/21/09)
- **Shot less than 30 percent in a Game (ACC):** 29.0% (20-69), Wake Forest (2/24/96)
- **Shot 60 percent in a Game:** 63.8% (37-58), at Xavier (1/3/08)
- **Shot 55 percent or better and lost:** 55.3% (26-47), Cleveland State (11/25/09)
- **Scored 100 pts:** 106, Washington (11/22/10)
- **Scored 60 pts in a half:** 60, at Miami, 2nd half (3/1/08)
- **Scored under 20 pts in 1st half:** 13, Clemson (2/2/11)
- **Scored under 20 pts in 2nd half:** 19, NC State (2/3/10)
- **Scored under 50 pts in a game:** 47, Clemson (2/2/11)
- **Had 25 assists:** 27, at Xavier (1/3/08)
- **Had 15 steals:** 15, VMI (11/16/08)
- **Had 10 blocks:** 10 vs. North Carolina (1/15/09)
- **Failed to make a 3-pt FG:** vs. Arizona State (11/27/99)

JOHN PAUL JONES ARENA RECORDS

VIRGINIA PLAYERS

Points:	40, J.R. Reynolds vs. Wake Forest, 1/21/07
Most 1st Half Points:	23, Sean Singletary vs. Virginia Tech, 1/16/08
Most 2nd Half Points:	26, Sylven Landesberg vs. Boston College, 2/4/09
Rebounds:	18, Mike Scott vs. VMI, 11/16/08
Field Goals:	13, Sylven Landesberg vs. Boston College, 2/4/09
Field Goal Attempts:	23, Sylven Landesberg vs. Boston College, 2/4/09
Field Goal Pct.:	1.000 (6-6), Sammy Zeglinski vs. Clemson, 2/15/09
3-Point Field Goals:	8, Mustapha Farrakhan vs. Howard, 1/4/11
3-Point FG Attempts:	12, Sean Singletary vs. Gonzaga, 1/3/07 12, Sean Singletary vs. Georgia Tech, 2/24/07
3-Point FG Pct.:	1.000 (3-3), Sammy Zeglinski vs. Clemson, 2/15/09 (3-3), KT Harrell vs. Radford, 12/7/10
Free Throws Made:	14, Sean Singletary vs. Hampton, 12/16/06 14, Sylven Landesberg vs. Florida State, 1/24/09
Free Throw Attempts:	16, Sean Singletary vs. Hampton, 12/16/06
FT Pct.:	1.000 (14-14), Sylven Landesberg vs. Florida State, 1/24/09
Assists:	10, three times by Sean Singletary last vs. Old Dominion, 3/24/08 10, Jontel Evans vs. Howard, 1/4/11
Steals:	7, Sean Singletary vs. NC State, 2/24/08
Blocks:	5, Assane Sene vs. Hampton, 12/23/09

VIRGINIA TEAM

Most Points:	108 vs. Gonzaga, 1/3/07
Fewest Points:	41 vs. Duke, 2/16/11
Most 1st Half:	60 vs. Gonzaga, 1/3/07
Fewest 1st Half:	15, vs. Iowa State, 12/30/10
Most 2nd Half:	57 vs. Arizona, 11/12/06
Fewest 2nd Half:	15 vs. Duke, 2/16/11
Rebounds:	54 vs. UMES, 11/26/06
Field Goals:	43 vs. VMI, 11/16/08
Field Goal Attps.:	82 vs. UNC, 1/15/09
Field Goal Pct.:	.667 (32-48) vs. Howard, 1/4/11
3-Pt. FG:	18 vs. Gonzaga, 1/3/07
3-Pt. FG Attempts:	36 vs. Georgia Tech, 1/27/08
3-Point FG Pct.:	.667 (10-15) vs. Georgia Tech, 1/22/11
Free Throws:	39 vs. Maryland, 1/16/07
FT Attempted:	49 vs. Maryland, 1/16/07
Free Throw Pct.:	1.000 (8-8) vs. Wake Forest, 2/28/09
Assists:	24 vs. Howard, 11/14/07 24 vs. VMI, 11/16/08
Steals:	16 vs. NC State, 2/24/08
Blocks:	12 vs. Longwood, 2/13/07
Most Turnovers:	21 vs. Longwood, 12/7/07 21 vs. Hampton, 12/19/07
Fewest Turnovers:	6 vs. Boston Coll., 1/19/08

OPPONENT PLAYERS

Points:	32, K.C. Rivers Clemson, 2/7/08 32, Talor Battle Penn State, 11/30/09
Most 1st Half Points:	17, four times Last by Elijah Millsap UAB, 12/30/09
Most 2nd Half Points:	28, Talor Battle Penn State, 11/30/09
Rebounds:	16, Al Thornton Florida State, 2/17/07
Field Goals:	13, Elijah Millsap UAB, 12/30/09
Field Goal Attempts:	24, Malcolm Delaney Virginia Tech, 1/28/10
Field Goal Pct.:	.875 (7-8), Ahmed Grant UNC Wilmington, (1/18/10)
3-Point Field Goals:	8, K.C. Rivers Clemson, 2/7/08
3-Pt. FG Attempts:	15, Malcolm Delaney Virginia Tech, 2/19/11
3-Pt. FG Pct.:	1.000 (5-5), Tony Dukus USC Upstate, 11/15/10
Free Throws Made:	15, Tyler Hansbrough North Carolina, 1/15/09
FT Attempted:	17, Tyler Hansbrough North Carolina, 1/15/09
FT Pct.:	1.000 (8-8), Tyrese Rice Boston College, 2/4/09 1.000 (8-8), Sean Mosley Maryland, 3/6/10
Assists:	11, Cliff Hammonds Clemson, 2/7/08
Steals:	5, Jon Scheyer Duke, 2/28/10
Blocks:	6, Eric Hall Radford, 11/21/08

OPPONENT TEAM

Most Points:	97, VMI, 11/16/08
Fewest Points:	37, NJIT, 12/21/09
Most 1st Half:	50, North Carolina, 1/15/09
Fewest 1st Half:	13, Clemson, 2/2/11
Most 2nd Half:	61, Gonzaga, 1/3/07
Fewest 2nd Half:	18, NJIT, 12/21/09
Rebounds:	47, Virginia Tech, 1/16/08 North Carolina, 1/15/09
Field Goals:	37, VMI, 11/16/08
Field Goal Attps.:	79, VMI, 11/16/08
Field Goal Pct.:	.566 (30-53) Liberty, 11/25/08
3-Pt. FG:	16, Clemson, 2/7/08
3-Pt. FG Attempts:	39, Hartford, 12/30/07
3-Point FG Pct.:	.615 (16-26) Clemson, (2/7/08)
Free Throws:	26, Boston College, 2/4/09
FT Attempted:	31, Boston College, 2/4/09
Free Throw Pct.:	.944 (17-18) American, 12/28/06
Assists:	22, Clemson, 2/7/08
Steals:	15, VMI, 11/16/08
Blocks:	10, Radford, 11/21/08 North Carolina, 1/15/09
Most Turnovers:	25, NC State, 2/24/08
Fewest Turnovers:	6, Miami, 2/3/07

RECORD AT JPJA

2006-07 to present 86 games 59-27

LONGEST WIN STREAK

12 games
from 1/16/07 vs. Maryland
through 11/27/07 vs. Northwestern

LONGEST LOSING STREAK


4 games
from 2/6/10 vs. Wake Forest
through 3/6/10 vs. Maryland

MISCELLANEOUS

Biggest Comeback:	19 points vs. Arizona, 11/12/06
Biggest Lead Given up in a Loss:	14 points vs. Bradley, 3/26/08
Largest Lead:	45 points vs. Northwestern, 11/27/07
Biggest Deficit:	38 points vs. Clemson, 2/7/08
Largest Margin of Victory:	42 points, vs. Northwestern, 11/27/07
Largest Margin of Defeat:	31 points, vs. Clemson, 2/7/08
Overtime Games (Record):	6 (2-4) Last: 61-64 loss vs. Wake Forest, 2/6/10

JONTELEEVANS

#1



Sophomore • Guard • 5-11 • 190 • Hampton, Va. • Bethel

2010-11 SEASON:

- Had nine points and an ACC career-high seven assists at Georgia Tech (2/23)
- Had seven points and five assists vs. Virginia Tech (2/19)
- Had nine points, five rebounds and five assists at Miami
- Had 10 points (5-6 FGs) at Wake Forest
- Tied a career high with 11 points vs. North Carolina
- Had a career-high 10 assists and tied a career high with three steals vs. Howard (became the first Cavalier to have 10 assists in a game since Sean Singletary vs. ODU in 2008)
- Had eight points, six assists, four rebounds, three steals and no turnovers vs. LSU
- Had seven points vs. Oregon
- Tied a career high with three steals vs. Radford
- Had 10 points and five assists vs. Wichita State
- Had five points, five rebounds, six assists, three steals and no turnovers vs. Oklahoma
- Scored a career-high 11 points at Stanford, playing a career-high 37 minutes
- Had 10 points vs. USC Upstate
- Had six points and seven assists vs. William & Mary
- Had seven points and six rebounds in the exhibition vs. Roanoke College

SINGLE GAME BESTS

POINTS

Season: 11 at Stan (11/18/10), vs. UNC (1/8/11)
 Career: 11 at Stan (11/18/10), vs. UNC (1/8/11)
 ACC: 11 vs. North Carolina (1/8/11)

REBOUNDS

Season: 5 on three occasions
 Career: 7 vs. Miami (1/16/10)
 ACC: 7 vs. Miami (1/16/10)

FG MADE

Season: 5 vs. UNC (1/8/11), at Wake (1/29/11)
 Career: 5 vs. UNC (1/8/11), at Wake (1/29/11)
 ACC: 5 vs. UNC (1/8/11), at Wake (1/29/11)

FG ATTEMPTS

Season: 14 at Boston College (1/19/11)
 Career: 14 at Boston College (1/19/11)
 ACC: 14 at Boston College (1/19/11)

3 PT FG MADE

Season: 1 on five occasions
 Career: 1 on seven occasions
 ACC: 1 on four occasions

3 PT FG ATTEMPTS

Season: 3 vs. Virginia Tech (2/19/11)
 Career: 3 vs. Virginia Tech (2/19/11)
 ACC: 3 vs. Virginia Tech (2/19/11)

FT MADE

Season: 4 vs. Wichita State (11/24/10)
 Career: 4 vs. Wichita State (11/24/10)
 ACC: 3 on three occasions

FT ATTEMPTS

Season: 8 vs. Wichita State (11/24/10)
 Career: 8 vs. Wichita State (11/24/10)
 ACC: 6 vs. Georgia Tech (1/22/11)

ASSISTS

Season: 10 vs. Howard (1/4/11)
 Career: 10 vs. Howard (1/4/11)
 ACC: 7 at Georgia Tech (2/23/11)

TURNOVERS

Season: 6 vs. Washington (11/22/10)
 Career: 6 vs. Washington (11/22/10)
 ACC: 5 at Florida State (2/12/11)

BLOCKS

Season: 1 vs. Ore (12/17/10), Seattle (12/22/10)
 Career: 1 on three occasions
 ACC: 1 vs. Duke (2/28/10)

STEALS

Season: 3 on five occasions
 Career: 3 on nine occasions
 ACC: 3 on three occasions

MINUTES

Season: 37 at Stanford (11/18/10)
 Career: 37 at Stanford (11/18/10)
 ACC: 35 vs. Clemson (2/2/11)

2010-11 GAME-BY-GAME:


Opponent	GP-GS	FG-FGA	3FG-3FGA	FT-FTA	Off-Def	Total	A	TO	Blk	Stl	PF	Min	Pts
W&M	1-1	3-4	0-0	0-0	0-2	2	7	1	0	1	0	31	6
USC Upstate	2-2	4-7	0-0	2-4	2-2	4	1	0	0	1	1	30	10
at Stanford	3-3	4-9	0-0	3-3	1-2	3	5	3	0	2	1	37	11
vs. Washington	4-4	1-3	0-0	1-2	1-0	1	3	6	0	0	4	20	3
vs. Oklahoma	5-5	2-3	0-0	1-2	0-5	5	6	0	0	3	1	27	5
vs. Wichita St	6-6	3-11	0-2	4-8	0-3	3	5	4	0	1	4	34	10
at Minnesota	7-7	1-2	0-0	1-2	0-1	1	5	3	0	1	4	28	3
at Virginia Tech	8-8	2-6	0-0	0-0	0-2	2	4	1	0	0	3	19	4
Radford	9-9	0-2	0-0	2-2	0-1	1	2	3	0	3	3	26	2
Oregon	10-10	2-4	0-0	3-4	0-1	1	1	5	1	1	2	27	7
Norfolk St	11-11	1-4	1-1	0-0	1-3	4	2	2	0	0	3	23	3
Seattle	12-11	1-3	0-0	2-4	2-1	3	0	2	1	1	2	23	4
Iowa State	13-12	2-5	0-1	0-1	0-1	1	2	0	0	2	2	26	4
LSU	14-13	4-7	0-1	0-0	0-4	4	6	0	0	3	1	32	8
Howard	15-14	0-2	0-0	0-0	0-0	0	10	2	0	3	2	25	0
N. Carolina	16-15	5-9	1-1	0-0	0-3	3	4	1	0	2	2	32	11
at Duke	17-16	2-8	0-0	2-4	0-3	3	3	3	0	2	3	34	6
at BC	18-17	3-14	0-0	0-0	2-2	4	2	1	0	0	4	26	6
Georgia Tech	19-18	0-3	0-0	3-6	0-2	2	5	2	0	2	3	31	3
Maryland	20-19	2-5	1-1	1-2	0-1	1	1	2	0	0	4	22	6
at Wake	21-20	5-6	0-0	0-0	0-4	4	3	1	0	1	2	31	10
Clemson	22-21	3-5	0-0	0-1	0-2	2	2	1	0	2	3	35	6
at Miami	23-22	3-7	1-1	2-2	0-5	5	5	1	0	2	1	31	9
at Florida St	24-23	1-6	0-0	0-0	3-2	5	5	5	0	3	2	32	2
Duke	25-24	3-7	0-0	0-0	1-0	1	0	2	0	1	1	20	6
Virginia Tech	26-25	3-6	1-3	0-0	0-1	1	5	3	0	0	3	31	7
at Georgia Tech	27-26	3-7	0-0	3-3	0-2	2	7	1	0	2	3	34	9

CAREER STATISTICS

Year	G-GS	Min-Avg.	FG-FGA	Pct.	3FG-3FGA	Pct.	FT-FTA	Pct.	Off-Def.	Reb-Avg.	PF-DQ	Ast	TO	Blk	Stl	Pts-Avg
2009-10	31-11	512-16.5	31-84	.369	2-12	.167	9-16	.563	6-40	46-1.5	55-1	60	27	1	34	73-2.4
ACC	16-10	287-17.9	14-53	.264	0-7	.000	6-12	.500	5-18	23-1.4	34-1	31	13	1	19	34-2.1
2010-11	27-26	767-28.4	63-155	.406	5-11	.455	30-50	.600	13-55	68-2.5	64-0	101	55	2	39	161-6.0
ACC	13-13	378-29.1	35-89	.393	4-6	.667	11-18	.611	6-29	35-2.7	34-0	46	24	0	17	85-6.5
2009-10	58-37	1279-22.1	94-239	.393	7-23	.304	39-66	.591	19-95	114-2.0	119-1	161	82	3	73	234-4.0
ACC	29-23	665-22.9	49-142	.345	4-13	.308	17-30	.567	11-47	58-2.0	68-1	77	37	1	36	119-4.1

MUSTAPHA FARRAKHAN

#2



Senior • Guard • 6-4 • 181 • Harvey, Ill. • Thornton Township

2010-11 SEASON:

- Tri-captain
- Had 17 points (9-10 FT) at Georgia Tech (2/23)
- Had 16 points vs. Virginia Tech (2/19)
- Had 11 points vs. #5 Duke (2/16)
- Had 20 points at Miami in a career-high 38 minutes
- Had 21 points (including six in the final 36 seconds) and six rebounds vs. Clemson
- Had 13 points at Wake Forest
- Had an ACC career-high 23 points and tied a career high with five assists vs. Georgia Tech (1/22)
- Had 14 points and a career-high seven rebounds at Boston College
- Had 15 points at #1 Duke (1/15)
- Had 11 points vs. North Carolina
- Scored a career-high 31 points (11-12 FG, 8-9 3FG) vs. Howard, tying a school record with eight consecutive 3-pointers made
- Had 11 points vs. LSU
- Had 18 points and five rebounds vs. Norfolk State
- Had 17 points vs. Oregon
- Had 14 points vs. Radford
- Scored nine points, had five rebounds, and tied career highs with five assists and two blocks at Virginia Tech
- Had 23 points (8-14 FG, 4-5 3FG), had five rebounds and four assists at #15 Minnesota
- Had 14 points at Stanford
- Had 10 points, four rebounds and two steals vs. William & Mary

2010-11 GAME-BY-GAME:

Opponent	GP-GS	FG-FGA	3FG-3FGA	FT-FTA	Off-Def	Total	A	TO	Blk	Stl	PF	Min	Pts
W&M	1-1	3-8	3-7	1-2	0-4	4	1	1	0	2	1	28	10
USC Upstate	2-2	4-8	1-4	2-2	0-1	1	2	3	1	0	3	24	11
at Stanford	3-3	4-10	2-7	4-4	0-1	1	2	3	0	1	2	30	14
vs. Washington	4-4	1-8	0-4	2-2	0-1	1	3	2	0	0	0	25	4
vs. Oklahoma	5-4	5-7	0-0	0-3	0-0	0	3	2	0	2	2	33	10
vs. Wichita St	6-4	0-1	0-0	0-0	0-0	0	0	3	1	1	4	13	0
at Minnesota	7-4	8-14	4-5	3-4	2-3	5	4	0	0	0	1	34	23
at Virginia Tech	8-5	3-4	0-1	3-5	0-5	5	5	0	2	2	2	36	9
Radford	9-6	2-7	2-4	8-8	1-2	3	1	1	1	0	1	30	14
Oregon	10-7	5-11	2-4	5-5	0-3	3	1	2	1	1	0	34	17
Norfolk St	11-8	7-14	2-5	2-2	0-5	5	2	2	1	2	2	35	18
Seattle	12-9	1-12	0-7	4-4	0-1	1	0	0	0	0	2	29	6
Iowa State	13-10	2-10	0-4	2-2	0-2	2	0	3	0	1	0	23	6
LSU	14-10	2-6	1-5	6-8	1-2	3	2	1	0	0	0	25	11
Howard	15-11	11-12	8-9	1-2	0-1	1	0	2	0	0	0	28	31
N. Carolina	16-12	3-9	1-5	4-4	1-1	2	2	1	0	0	1	31	11
at Duke	17-13	4-7	3-3	4-5	0-3	3	2	1	0	2	0	32	15
at BC	18-14	5-9	1-3	3-4	1-6	7	4	2	0	0	5	36	14
Georgia Tech	19-15	6-10	2-4	9-11	0-3	3	5	3	0	0	3	37	23
Maryland	20-16	3-10	0-3	2-5	0-3	3	2	4	0	0	3	29	8
at Wake	21-17	5-13	1-5	2-3	0-3	3	1	2	0	0	2	36	13
Clemson	22-18	6-11	3-6	6-6	0-6	6	2	3	1	0	0	35	21
at Miami	23-19	7-11	2-4	4-9	0-3	3	1	4	0	1	4	38	20
at Florida St	24-20	3-15	1-9	0-0	1-2	3	0	1	0	0	1	28	7
Duke	25-21	4-14	1-2	2-3	1-2	3	0	5	0	0	1	33	11
Virginia Tech	26-22	5-12	3-7	3-4	1-0	1	1	4	1	0	2	25	16
at Georgia Tech	27-23	3-9	2-4	9-10	0-2	2	2	4	0	1	3	36	17

SINGLE GAME BESTS

POINTS

Season: 31 vs. Howard (1/4/11)
 Career: 31 vs. Howard (1/4/11)
 ACC: 23 vs. Georgia Tech (1/22/11)

REBOUNDS

Season: 7 at Boston College (1/19/11)
 Career: 7 at Boston College (1/19/11)
 ACC: 7 at Boston College (1/19/11)

FG MADE

Season: 11 vs. Howard (1/4/11)
 Career: 11 vs. Howard (1/4/11)
 ACC: 7 at Miami (2/5/11)

FG ATTEMPTS

Season: 15 at Florida State (2/12/11)
 Career: 15 vs. UNC (1/15/09), at FSU (2/12/11)
 ACC: 15 vs. UNC (1/15/09), at FSU (2/12/11)

3 PT FG MADE

Season: 8 vs. Howard (1/4/11)
 Career: 8 vs. Howard (1/4/11)
 ACC: 4 at Virginia Tech (1/10/09)

3 PT FG ATTEMPTS

Season: 9 vs. Howard (1/4/11), at FSU (2/12/11)
 Career: 9 vs. Howard (1/4/11), at FSU (2/12/11)
 ACC: 9 at Florida State (2/12/11)

FT MADE

Season: 9 vs. GT (1/22/11), at GT (2/23/11)
 Career: 9 vs. GT (1/22/11), at GT (2/23/11)
 ACC: 9 vs. GT (1/22/11), at GT (2/23/11)

FT ATTEMPTS

Season: 11 vs. Georgia Tech (1/22/11)
 Career: 11 vs. Georgia Tech (1/22/11)
 ACC: 11 vs. Georgia Tech (1/22/11)

ASSISTS

Season: 5 at VT (12/5/10), vs. GT (1/22/11)
 Career: 5 on three occasions
 ACC: 5 on three occasions

TURNOVERS

Season: 5 vs. Duke (2/16/11)
 Career: 5 vs. Duke (2/16/11)
 ACC: 5 vs. Duke (2/16/11)

BLOCKS

Season: 2 at Virginia Tech (12/5/10)
 Career: 2 on four occasions
 ACC: 2 on three occasions

STEALS

Season: 2 on five occasions
 Career: 3 vs. Georgia Tech (1/13/10)
 ACC: 3 vs. Georgia Tech (1/13/10)

MINUTES


Season: 38 at Miami (2/5/11)
 Career: 38 at Miami (2/5/11)
 ACC: 38 at Miami (2/5/11)

CAREER STATISTICS

Year	G-GS	Min-Avg.	FG-FGA	Pct.	3FG-3FGA	Pct.	FT-FTA	Pct.	Off-Def.	Reb-Avg.	PF-DQ	Ast	TO	Blk	Stl	Pts-Avg
2007-08	19-0	115-6.1	7-38	.184	2-16	.125	1-5	.200	4-11	15-0.8	9-0	5	12	0	2	17-0.9
ACC	6-0	43-7.2	1-13	.077	1-7	.143	1-3	.333	2-4	6-1.0	3-0	1	3	0	0	4-0.7
2008-09	23-2	239-10.4	33-95	.347	14-41	.341	18-20	.900	4-12	16-0.7	28-1	14	21	2	4	98-4.3
ACC	12-0	135-11.3	17-54	.315	8-26	.308	9-9	1.000	2-6	8-0.7	16-1	8	9	2	2	51-4.3
2009-10	30-10	631-21.0	62-173	.358	23-74	.311	47-60	.783	12-40	52-1.7	31-0	59	44	7	15	194-6.5
ACC	15-1	295-19.7	32-85	.376	9-34	.265	19-28	.679	7-18	25-1.7	14-0	26	21	4	8	92-6.1
2010-11	27-23	823-30.5	112-262	.427	45-121	.372	91-117	.778	9-65	74-2.7	45-1	48	59	9	16	360-13.3
ACC	13-13	432-33.2	57-134	.425	20-56	.357	51-69	.739	5-39	44-3.4	27-1	27	34	4	6	185-14.2
CAREER	99-35	1808-18.3	214-568	.377	84-252	.333	157-202	.777	29-128	157-1.6	113-2	126	136	18	37	669-6.8
ACC	46-14	905-19.7	107-286	.374	38-123	.309	80-109	.734	16-67	83-1.8	60-2	62	67	10	16	332-7.2

KT HARRELL

#24



Freshman • Guard • 6-4 • 204 • Montgomery, Ala. • Brewbaker Tech Magnet

2010-11 SEASON:

- Had seven points vs. #5 Duke (2/16)
- Had 17 points and three assists vs. Georgia Tech (1/22)
- Had 13 points at Boston College
- Had 13 points vs. North Carolina
- Had 14 points vs. Howard
- Had 15 points vs. LSU
- Had nine points vs. Iowa State
- Had 16 points vs. Seattle
- Had nine points vs. Norfolk State
- ACC Rookie of the Week (12/20/10)
- Had 20 points (8-12 FG) vs. Oregon
- Had 13 points (5-6 FG, 3-3 3FG) vs. Radford
- Had seven points at Virginia Tech
- Had seven points at #15 Minnesota
- Had 10 points vs. Wichita State
- Had 14 points and eight rebounds vs. #13 Washington
- Had 13 points and five rebounds vs. William & Mary in his collegiate debut
- Had 10 points and five rebounds in the exhibition game vs. Roanoke College

SINGLE GAME BESTS

POINTS

Season: 20 vs. Oregon (12/17/10)
 Career: 20 vs. Oregon (12/17/10)
 ACC: 17 vs. Georgia Tech (1/22/11)

REBOUNDS

Season: 8 vs. Washington (11/22/10)
 Career: 8 vs. Washington (11/22/10)
 ACC: 5 vs. North Carolina (1/8/11)

FG MADE

Season: 8 vs. Oregon (12/17/10)
 Career: 8 vs. Oregon (12/17/10)
 ACC: 6 vs. North Carolina (1/8/11)

FG ATTEMPTS

Season: 14 vs. North Carolina (1/8/11)
 Career: 14 vs. North Carolina (1/8/11)
 ACC: 14 vs. North Carolina (1/8/11)

3 PT FG MADE

Season: 3 on three occasions
 Career: 3 on three occasions
 ACC: 3 at BC (1/19/11), vs. GT (1/22/11)

3 PT FG ATTEMPTS

Season: 4 on four occasions
 Career: 4 on four occasions
 ACC: 4 at BC (1/19/11), vs. GT (1/22/11)

FT MADE

Season: 8 vs. Washington (11/22/10)
 Career: 8 vs. Washington (11/22/10)
 ACC: 4 vs. Georgia Tech (1/22/11)

FT ATTEMPTS

Season: 13 vs. Washington (11/22/10)
 Career: 13 vs. Washington (11/22/10)
 ACC: 6 vs. Georgia Tech (1/22/11)

ASSISTS

Season: 3 vs. Upstate (11/15/10), GT (1/22/11)
 Career: 3 vs. Upstate (11/15/10), GT (1/22/11)
 ACC: 3 vs. Georgia Tech (1/22/11)

TURNOVERS

Season: 3 vs. Washington (11/22/10)
 Career: 3 vs. Washington (11/22/10)
 ACC: 2 at Duke (1/15/11), at Wake (1/29/11)

BLOCKS

Season: 1 vs. UNC (1/8/11), at Miami (2/5/11)
 Career: 1 vs. UNC (1/8/11), at Miami (2/5/11)
 ACC: 1 vs. UNC (1/8/11), at Miami (2/5/11)

STEALS

Season: 1 on seven occasions
 Career: 1 on seven occasions
 ACC: 1 on five occasions

MINUTES

Season: 35 vs. Oregon (12/17/10)
 Career: 35 vs. Oregon (12/17/10)
 ACC: 34 vs. North Carolina (1/8/11)

2010-11 GAME-BY-GAME:

Opponent	GP-GS	FG-FGA	3FG-3FGA	FT-FTA	Off-Def	Total	A	TO	Blk	Stl	PF	Min	Pts
W&M	1-1	5-13	2-4	1-1	3-2	5	1	2	0	0	3	28	13
USC Upstate	2-2	2-3	1-2	0-2	0-2	2	3	2	0	1	3	19	5
at Stanford	3-2	1-5	1-4	0-0	0-0	0	0	1	0	0	2	12	3
vs. Washington	4-2	3-6	0-1	8-13	4-4	8	2	3	0	0	0	26	14
vs. Oklahoma	5-3	0-5	0-2	0-0	0-0	0	0	1	0	0	1	23	0
vs. Wichita St	6-4	4-5	2-2	0-1	1-0	1	0	0	0	0	3	25	10
at Minnesota	7-5	1-5	0-0	5-6	1-1	2	2	0	0	0	2	16	7
at Virginia Tech	8-5	3-8	1-3	0-0	0-0	0	0	0	0	0	0	16	7
Radford	9-5	5-6	3-3	0-0	0-2	2	1	1	0	0	4	16	13
Oregon	10-6	8-12	0-1	4-6	1-3	4	1	1	0	0	1	35	20
Norfolk St	11-7	3-10	0-3	3-6	2-1	3	0	0	0	0	1	32	9
Seattle	12-7	6-11	1-2	3-3	1-3	4	0	0	0	1	3	34	16
Iowa State	13-7	4-9	1-2	0-0	1-2	3	0	0	0	0	2	20	9
LSU	14-8	4-9	1-3	6-7	1-2	3	0	1	0	0	3	26	15
Howard	15-9	6-9	1-3	1-2	1-0	1	1	2	0	0	1	28	14
N. Carolina	16-10	6-14	1-3	0-0	1-4	5	1	1	1	1	2	34	13
at Duke	17-11	1-6	0-0	0-3	0-2	2	2	2	0	0	2	26	2
at BC	18-12	5-8	3-4	0-0	0-1	1	1	1	0	1	2	29	13
Georgia Tech	19-13	5-8	3-4	4-6	1-2	3	3	1	0	0	0	32	17
Maryland	20-14	2-11	0-2	1-2	0-0	0	0	0	0	1	1	25	5
at Wake	21-15	3-7	2-2	0-0	0-1	1	0	2	0	0	2	25	8
Clemson	22-15	2-4	0-1	0-0	0-0	0	0	1	0	0	1	13	4
at Miami	23-15	0-5	0-1	1-2	0-1	1	2	0	1	1	0	21	1
at Florida St	24-15	1-6	1-1	2-2	1-2	3	2	0	0	1	0	21	5
Duke	25-15	3-8	0-2	1-2	0-2	2	0	1	0	0	2	26	7
Virginia Tech	26-15	1-4	0-1	0-0	0-3	3	0	0	0	0	1	18	2
at Georgia Tech	27-15	0-1	0-0	0-0	0-0	0	1	0	0	0	3	6	0

CAREER STATISTICS

Year	G-GS	Min-Avg.	FG-FGA	Pct.	3FG-3FGA	Pct.	FT-FTA	Pct.	Off-Def.	Reb-Avg.	PF-DQ	Ast	TO	Blk	Stl	Pts-Avg
2010-11	27-15	632-23.4	84-198	.424	24-56	.429	40-64	.625	19-40	59-2.2	45-0	23	23	2	7	232-8.6
ACC	13-6	292-22.5	32-90	.356	11-24	.458	9-17	.529	3-18	21-1.6	16-0	12	9	2	5	84-6.5
CAREER	27-15	632-23.4	84-198	.424	24-56	.429	40-64	.625	19-40	59-2.2	45-0	23	23	2	7	232-8.6
ACC	13-6	292-22.5	32-90	.356	11-24	.458	9-17	.529	3-18	21-1.6	16-0	12	9	2	5	84-6.5

JOE HARRIS

#12



Freshman • Guard • 6-6 • 202 • Chelan, Wash. • Chelan

2010-11 SEASON:

- Had 11 points and seven rebounds at Georgia Tech (2/23)
- 58 3-pointers ranks second among UVa freshmen in a season
- Had 15 points, seven rebounds and three steals vs. Virginia Tech (2/19)
- Had eight points and seven rebounds vs. #5 Duke (2/16)
- Had 17 points and seven rebounds at Florida State
- Had 18 points at Miami
- Had 14 points at Wake Forest
- Had 11 points and a career-high eight rebounds vs. Georgia Tech (1/22)
- Had 11 points at Boston College
- Had 15 points at #1 Duke (1/15)
- Had 16 points (5-6 3FG) vs. Howard
- Had nine points, five rebounds and two blocks vs. LSU
- Had 14 points vs. Radford
- Had 10 points at Virginia Tech (12/5)
- Had 24 points (8-12 FG, 4-6 3FG) and five rebounds at #15 Minnesota
- Had nine points and four rebounds vs. Wichita State
- Had eight points vs. Oklahoma
- Had 19 points and seven rebounds vs. #13 Washington
- Had 12 points (4-7 3FG) at Stanford in first career start
- Had eight points and two rebounds vs. USC Upstate
- Had two points, four rebounds and three assists vs. William & Mary in his collegiate debut
- Had 10 points and five rebounds in the exhibition game vs. Roanoke College

2010-11 GAME-BY-GAME:

Opponent	GP-GS	FG-FGA	3FG-3FGA	FT-FTA	Off-Def	Total	A	TO	Blk	Stl	PF	Min	Pts
W&M	1-0	1-4	0-2	0-0	2-2	4	3	1	0	1	3	18	2
USC Upstate	2-0	3-6	1-4	1-1	0-2	2	1	1	0	1	1	22	8
at Stanford	3-1	4-7	4-7	0-0	0-1	1	0	3	0	0	3	20	12
vs. Washington	4-2	8-13	2-4	1-1	4-3	7	0	3	0	0	2	32	19
vs. Oklahoma	5-3	3-4	2-2	0-0	1-1	2	1	3	0	0	4	21	8
vs. Wichita St	6-4	4-10	1-3	0-0	1-3	4	1	1	0	1	2	37	9
at Minnesota	7-5	8-12	4-6	4-4	0-5	5	1	1	0	1	1	35	24
at Virginia Tech	8-6	3-7	2-3	2-3	2-1	3	2	3	1	1	1	35	10
Radford	9-7	5-14	3-10	1-2	1-1	2	0	2	1	2	1	30	14
Oregon	10-8	2-6	0-2	1-2	1-5	6	0	1	1	1	4	30	5
Norfolk St	11-9	1-4	1-3	0-0	0-0	0	1	0	0	0	3	22	3
Seattle	12-10	2-5	0-2	2-2	2-3	5	1	3	1	0	3	26	6
Iowa State	13-11	2-10	0-5	0-1	1-3	4	4	1	0	0	1	26	4
LSU	14-12	2-9	2-5	3-4	2-3	5	0	2	2	1	1	21	9
Howard	15-12	5-6	5-6	1-2	0-0	0	1	1	0	2	2	21	16
N. Carolina	16-12	3-7	1-5	3-4	0-3	3	0	2	1	0	3	19	10
at Duke	17-12	4-8	3-5	4-4	2-2	4	0	3	0	1	4	28	15
at BC	18-12	4-9	3-7	0-0	0-4	4	1	1	0	0	5	20	11
Georgia Tech	19-13	3-6	3-5	2-3	2-6	8	2	0	0	0	2	32	11
Maryland	20-14	3-8	2-5	0-0	0-4	4	1	1	1	0	1	35	8
at Wake	21-15	5-11	2-7	2-2	2-1	3	2	2	0	0	3	37	14
Clemson	22-16	0-4	0-4	0-0	0-2	2	0	2	0	0	3	20	0
at Miami	23-17	6-12	4-6	2-6	1-2	3	2	1	0	3	0	41	18
at Florida St	24-18	6-14	4-9	1-2	1-6	7	2	1	1	0	5	35	17
Duke	25-19	2-11	2-6	2-2	1-6	7	2	1	1	0	1	37	8
Virginia Tech	26-20	4-8	4-7	3-4	0-7	7	1	3	0	3	2	36	15
at Georgia Tech	27-21	4-11	3-9	0-0	0-7	7	0	1	0	1	0	33	11

SINGLE GAME BESTS

POINTS

Season: 24 at Minnesota (11/29/10)
 Career: 24 at Minnesota (11/29/10)
 ACC: 18 at Miami (2/5/11)

REBOUNDS

Season: 8 vs. Georgia Tech (1/22/11)
 Career: 8 vs. Georgia Tech (1/22/11)
 ACC: 8 vs. Georgia Tech (1/22/11)

FG MADE

Season: 8 vs. Wash (11/22/10), at Minn (11/29/10)
 Career: 8 vs. Wash (11/22/10), at Minn (11/29/10)
 ACC: 6 at Miami (2/5/11), at FSU (2/12/11)

FG ATTEMPTS

Season: 14 vs. Radford (12/7/10), at FSU (2/12/11)
 Career: 14 vs. Radford (12/7/10), at FSU (2/12/11)
 ACC: 14 at Florida State (2/12/11)

3 PT FG MADE

Season: 5 vs. Howard (1/4/11)
 Career: 5 vs. Howard (1/4/11)
 ACC: 4 on three occasions

3 PT FG ATTEMPTS

Season: 10 vs. Radford (12/7/10)
 Career: 10 vs. Radford (12/7/10)
 ACC: 9 at FSU (2/12/11), at GT (2/23/11)

FT MADE

Season: 4 at Minn (11/29/10), at Duke (1/15/11)
 Career: 4 at Minn (11/29/10), at Duke (1/15/11)
 ACC: 4 at Duke (1/15/11)

FT ATTEMPTS

Season: 6 at Miami (2/5/11)
 Career: 6 at Miami (2/5/11)
 ACC: 6 at Miami (2/5/11)

ASSISTS

Season: 4 vs. Iowa State (12/30/10)
 Career: 4 vs. Iowa State (12/30/10)
 ACC: 2 on six occasions

TURNOVERS

Season: 3 on seven occasions
 Career: 3 on seven occasions
 ACC: 3 on three occasions

BLOCKS

Season: 2 vs. LSU (1/2/11)
 Career: 2 vs. LSU (1/2/11)
 ACC: 1 on six occasions

STEALS

Season: 3 at Miami (2/5/11), vs. VT (2/19/11)
 Career: 3 at Miami (2/5/11), vs. VT (2/19/11)
 ACC: 3 at Miami (2/5/11), vs. VT (2/19/11)

MINUTES

Season: 41 at Miami (2/5/11)
 Career: 41 at Miami (2/5/11)
 ACC: 41 at Miami (2/5/11)

CAREER STATISTICS

Year	G-GS	Min-Avg.	FG-FGA	Pct.	3FG-3FGA	Pct.	FT-FTA	Pct.	Off-Def.	Reb-Avg.	PF-DQ	Ast	TO	Blk	Stl	Pts-Avg
2010-11	27-21	769-28.5	97-226	.429	58-139	.417	35-49	.714	26-83	109-4.0	61-2	29	44	10	19	287-10.6
ACC	13-10	408-31.4	47-116	.405	33-78	.423	21-30	.700	11-51	62-4.8	30-2	15	21	5	9	148-11.4
CAREER	27-21	769-28.5	97-226	.429	58-139	.417	35-49	.714	26-83	109-4.0	61-2	29	44	10	19	287-10.6
ACC	13-10	408-31.4	47-116	.405	33-78	.423	21-30	.700	11-51	62-4.8	30-2	15	21	5	9	148-11.4

AKIL MITCHELL

#25



Freshman • Forward • 6-8 • 221 • Charlotte, N.C. • Charlotte Christian School

2010-11 SEASON:

- Had three points and three assists at Georgia Tech (2/23)
- Had four points and seven rebounds vs. Virginia Tech (2/19)
- Had two points, five rebounds and three steals vs. #5 Duke (2/16)
- Had four points, two rebounds and three steals at Florida State
- Had three points and five rebounds vs. Clemson
- Had three points and three rebounds vs. Georgia Tech (1/22)
- Had six points at Boston College
- Had two points and two rebounds at #1 Duke (1/15)
- Had three points and four rebounds vs. North Carolina
- Had four points, three rebounds, three assists and three steals vs. Howard
- Had nine points and three rebounds vs. LSU
- Had five rebounds and two assists vs. Iowa State
- Had two assists vs. Seattle in first career start
- Had four points and six rebounds vs. Norfolk State
- Had two points and seven rebounds vs. Oregon
- Had two points at Virginia Tech (12/5)
- Had four points and five rebounds vs. Washington
- Had four rebounds at Stanford
- Had three points and four rebounds vs. USC Upstate
- Had one rebound and one assist vs. William & Mary in his collegiate debut

SINGLE GAME BESTS

POINTS

Season: 9 vs. LSU (1/2/11)
 Career: 9 vs. LSU (1/2/11)
 ACC: 6 at Boston College (1/19/11)

REBOUNDS

Season: 7 vs. Oregon (12/17/10), vs. VT (2/19/11)
 Career: 7 vs. Oregon (12/17/10), vs. VT (2/19/11)
 ACC: 7 vs. Virginia Tech (2/19/11)

FG MADE

Season: 4 vs. LSU (1/2/11)
 Career: 4 vs. LSU (1/2/11)
 ACC: 2 at BC (1/19/11), vs. VT (2/19/11)

FG ATTEMPTS

Season: 6 vs. LSU (1/2/11), at Duke (1/15/11)
 Career: 6 vs. LSU (1/2/11), at Duke (1/15/11)
 ACC: 6 at Duke (1/15/11)

3 PT FG MADE

Season: 1 vs. North Carolina (1/8/11)
 Career: 1 vs. North Carolina (1/8/11)
 ACC: 1 vs. North Carolina (1/8/11)

3 PT FG ATTEMPTS

Season: 1 on six occasions
 Career: 1 on six occasions
 ACC: 1 on four occasions

FT MADE

Season: 3 vs. Georgia Tech (1/22/11)
 Career: 3 vs. Georgia Tech (1/22/11)
 ACC: 3 vs. Georgia Tech (1/22/11)

FT ATTEMPTS

Season: 4 vs. Georgia Tech (1/22/11)
 Career: 4 vs. Georgia Tech (1/22/11)
 ACC: 4 vs. Georgia Tech (1/22/11)

ASSISTS

Season: 3 on three occasions
 Career: 3 on three occasions
 ACC: 3 at Miami (2/5/11), at GT (2/23/11)

TURNOVERS

Season: 2 on three occasions
 Career: 2 on three occasions
 ACC: 2 at VT (12/5/10), vs. Clem (2/2/11)

BLOCKS

Season: 1 on three occasions
 Career: 1 on three occasions
 ACC: 1 vs. Virginia Tech (2/19/11)

STEALS

Season: 3 on three occasions
 Career: 3 on three occasions
 ACC: 3 at FSU (2/12/11), vs. Duke (2/16/11)

MINUTES

Season: 28 vs. Virginia Tech (2/19/11)
 Career: 28 vs. Virginia Tech (2/19/11)
 ACC: 28 vs. Virginia Tech (2/19/11)

2010-11 GAME-BY-GAME:


Opponent	GP-GS	FG-FGA	3FG-3FGA	FT-FTA	Off-Def	Total	A	TO	Blk	Stl	PF	Min	Pts
W&M	1-0	0-2	0-1	0-0	0-1	1	1	0	0	0	0	5	0
USC Upstate	2-0	1-3	0-0	1-2	0-4	4	0	0	0	1	0	11	3
at Stanford	3-0	0-0	0-0	0-0	0-4	4	0	0	0	0	2	9	0
vs. Washington	4-0	2-4	0-0	0-3	2-3	5	1	0	1	0	3	15	4
vs. Oklahoma	DNP												
vs. Wichita St	5-0	0-1	0-0	0-0	0-0	0	0	1	0	0	0	2	0
at Minnesota	DNP												
at Virginia Tech	6-0	1-1	0-0	0-0	1-0	1	0	2	0	0	2	14	2
Radford	7-0	0-3	0-0	1-2	1-2	3	0	0	0	0	1	7	1
Oregon	8-0	1-3	0-0	0-0	2-5	7	0	1	0	1	4	26	2
Norfolk St	9-0	2-5	0-0	0-0	2-4	6	1	2	0	1	3	17	4
Seattle	10-1	0-0	0-0	0-0	0-1	1	2	0	1	0	0	13	0
Iowa State	11-1	0-3	0-1	0-0	1-4	5	2	1	0	1	1	12	0
LSU	12-1	4-6	0-0	1-2	2-1	3	1	1	0	0	3	19	9
Howard	13-1	2-3	0-0	0-0	0-3	3	3	1	0	3	3	26	4
N. Carolina	14-1	1-2	1-1	0-0	0-4	4	0	0	0	0	5	18	3
at Duke	15-1	1-6	0-1	0-0	1-1	2	0	1	0	1	3	22	2
at BC	16-1	2-3	0-1	2-2	1-0	1	1	1	0	0	0	19	6
Georgia Tech	17-1	0-2	0-0	3-4	2-1	3	0	1	0	0	2	10	3
Maryland	18-1	1-2	0-1	1-2	0-0	0	1	0	0	0	1	6	3
at Wake	19-1	0-1	0-0	0-0	0-1	1	0	0	0	1	0	7	0
Clemson	20-1	1-1	0-0	1-2	2-3	5	1	2	0	1	1	14	3
at Miami	21-1	0-2	0-0	0-0	0-0	0	3	0	0	1	3	18	0
at Florida St	22-1	1-2	0-0	2-2	0-2	2	1	0	0	3	2	18	4
Duke	23-1	1-4	0-0	0-0	1-4	5	1	1	0	3	2	24	2
Virginia Tech	24-1	2-4	0-0	0-1	0-7	7	0	1	1	0	0	28	4
at Georgia Tech	25-1	1-4	0-0	1-2	1-0	1	3	0	0	0	1	19	3

CAREER STATISTICS

Year	G-GS	Min-Avg.	FG-FGA	Pct.	3FG-3FGA	Pct.	FT-FTA	Pct.	Off-Def.	Reb-Avg.	PF-DQ	Ast	TO	Blk	Stl	Pts-Avg
2010-11	25-1	379-15.2	24-67	.358	1-6	.167	13-24	.542	19-55	74-3.0	42-1	22	16	3	17	62-2.5
ACC	13-0	217-16.7	12-34	.353	1-4	.250	10-15	.667	9-23	32-2.5	22-1	11	9	1	10	35-2.7
CAREER	25-1	379-15.2	24-67	.358	1-6	.167	13-24	.542	19-55	74-3.0	42-1	22	16	3	17	62-2.5
ACC	13-0	217-16.7	12-34	.353	1-4	.250	10-15	.667	9-23	32-2.5	22-1	11	9	1	10	35-2.7

WILL REGAN

#4



Freshman • Forward • 6-8 • 222 • Williamsville, N.Y. • The Nichols School

2010-11 SEASON:

- Had two points vs. Maryland
- Had two points vs. Howard
- Had four points, four rebounds and two blocks vs. LSU
- Had seven points and two rebounds vs. Iowa State
- Had two points and two rebounds vs. Norfolk State
- Had two blocks vs. Oregon
- Had two points and two rebounds vs. Oklahoma
- Had one point and three rebounds vs. Washington
- Had two points, one rebound and his first career block at Stanford
- Had three points (1-1 3FG) vs. William & Mary in his collegiate debut
- Had six points and three rebounds in the exhibition game vs. Roanoke College

SINGLE GAME BESTS

POINTS

Season: 7 vs. Iowa State (12/30/10)
 Career: 7 vs. Iowa State (12/30/10)
 ACC: 2 vs. Maryland (1/27/11)

REBOUNDS

Season: 4 vs. LSU (1/2/11)
 Career: 4 vs. LSU (1/2/11)
 ACC: 1 vs. UNC (1/8/11), at Duke (1/15/11)

FG MADE

Season: 3 vs. Iowa State (12/30/10)
 Career: 3 vs. Iowa State (12/30/10)
 ACC: 1 vs. Maryland (1/27/11)

FG ATTEMPTS

Season: 8 vs. LSU (1/2/11)
 Career: 8 vs. LSU (1/2/11)
 ACC: 2 at Virginia Tech (12/5/10)

3 PT FG MADE

Season: 1 vs. W&M (11/12/10)
 Career: 1 vs. W&M (11/12/10)
 ACC: --

3 PT FG ATTEMPTS

Season: 1 on four occasions
 Career: 1 on four occasions
 ACC: 1 at Virginia Tech (12/5/10)

FT MADE

Season: 1 vs. Wash (11/22/10), Iowa St (12/30/10)
 Career: 1 vs. Wash (11/22/10), Iowa St (12/30/10)
 ACC: --

FT ATTEMPTS

Season: 2 vs. Wash (11/22/10), Iowa St (12/30/10)
 Career: 2 vs. Wash (11/22/10), Iowa St (12/30/10)
 ACC: --

ASSISTS

Season: --
 Career: --
 ACC: --

TURNOVERS

Season: 1 on six occasions
 Career: 1 on six occasions
 ACC: 1 vs. UNC (1/8/11), vs. VT (2/19/11)

BLOCKS

Season: 2 vs. Oregon (12/17/10), vs. LSU (1/2/11)
 Career: 2 vs. Oregon (12/17/10), vs. LSU (1/2/11)
 ACC: 1 vs. Virginia Tech (2/19/11)

STEALS

Season: 1 vs. Wash (11/22/10), vs. UNC (1/8/11)
 Career: 1 vs. Wash (11/22/10), vs. UNC (1/8/11)
 ACC: 1 vs. North Carolina (1/8/11)

MINUTES

Season: 19 vs. LSU (1/2/11)
 Career: 19 vs. LSU (1/2/11)
 ACC: 8 at Virginia Tech (12/5/10)

2010-11 GAME-BY-GAME:


Opponent	GP-GS	FG-FGA	3FG-3FGA	FT-FTA	Off-Def	Total	A	TO	Blk	Stl	PF	Min	Pts
W&M	1-0	1-1	1-1	0-0	0-0	0	0	0	0	0	0	6	3
USC Upstate	DNP												
at Stanford	2-0	1-1	0-0	0-0	0-1	1	0	0	1	0	1	6	2
vs. Washington	3-0	0-2	0-0	1-2	1-2	3	0	0	0	1	0	11	1
vs. Oklahoma	4-0	1-1	0-0	0-0	0-2	2	0	1	0	0	0	6	2
vs. Wichita St	5-0	0-0	0-0	0-0	0-0	0	0	0	0	0	1	3	0
at Minnesota	6-0	0-0	0-0	0-0	0-0	0	0	0	0	0	2	1	0
at Virginia Tech	7-0	0-2	0-1	0-0	0-0	0	0	0	0	0	1	8	0
Radford	8-0	0-0	0-0	0-0	0-0	0	0	0	0	0	0	6	0
Oregon	9-0	0-0	0-0	0-0	0-0	0	0	0	2	0	1	9	0
Norfolk St	10-0	1-2	0-0	0-0	1-1	2	0	1	0	0	1	10	2
Seattle	11-0	0-2	0-1	0-0	1-1	2	0	0	0	0	0	2	0
Iowa State	12-0	3-4	0-0	1-2	1-1	2	0	0	0	0	1	18	7
LSU	13-0	2-8	0-1	0-0	3-1	4	0	1	2	0	0	19	4
Howard	14-0	1-1	0-0	0-1	0-0	0	0	1	0	0	0	7	2
N. Carolina	15-0	0-1	0-0	0-0	0-1	1	0	1	0	1	0	6	0
at Duke	16-0	0-0	0-0	0-0	1-0	1	0	0	0	0	0	3	0
at BC	DNP												
Georgia Tech	DNP												
Maryland	17-0	1-1	0-0	0-0	0-0	0	0	0	0	0	0	1	2
at Wake	DNP												
Clemson	DNP												
at Miami	DNP												
at Florida St	18-0	0-0	0-0	0-0	0-0	0	0	0	0	0	1	5	0
Duke	19-0	0-0	0-0	0-0	0-0	0	0	0	0	0	0	2	0
Virginia Tech	20-0	0-0	0-0	0-0	0-0	0	0	1	1	0	0	3	0
at Georgia Tech	DNP												

CAREER STATISTICS

Year	G-GS	Min-Avg.	FG-FGA	Pct.	3FG-3FGA	Pct.	FT-FTA	Pct.	Off-Def.	Reb-Avg.	PF-DQ	Ast	TO	Blk	Stl	Pts-Avg
2010-11	20-0	132-6.6	11-26	.423	1-4	.250	2-5	.400	8-10	18-0.9	9-0	0	6	6	2	25-1.3
ACC	7-0	28-4.0	1-4	.250	0-1	.000	0-0	.000	1-1	2-0.3	2-0	0	2	1	1	2-0.3
CAREER	20-0	132-6.6	11-26	.423	1-4	.250	2-5	.400	8-10	18-0.9	9-0	0	6	6	2	25-1.3
ACC	7-0	28-4.0	1-4	.250	0-1	.000	0-0	.000	1-1	2-0.3	2-0	0	2	1	1	2-0.3

THOMAS ROGERS

#32



Freshman • Guard • 6-6 • 200 • Farmville, Va. • Fork Union Military Academy

2010-11 SEASON:

- Played a career-high four minutes vs. Howard
- Made his collegiate debut vs. William & Mary

SINGLE GAME BESTS

POINTS

Season: --
Career: --
ACC: --

REBOUNDS

Season: --
Career: --
ACC: --

FG MADE

Season: --
Career: --
ACC: --

FG ATTEMPTS

Season: 2 vs. Howard (1/4/11)
Career: 2 vs. Howard (1/4/11)
ACC: --

3 PT FG MADE

Season: --
Career: --
ACC: --

3 PT FG ATTEMPTS

Season: 2 vs. Howard (1/4/11)
Career: 2 vs. Howard (1/4/11)
ACC: --

FT MADE

Season: --
Career: --
ACC: --

FT ATTEMPTS

Season: --
Career: --
ACC: --

ASSISTS

Season: --
Career: --
ACC: --

TURNOVERS

Season: --
Career: --
ACC: --

BLOCKS

Season: --
Career: --
ACC: --

STEALS

Season: --
Career: --
ACC: --

MINUTES

Season: 4 vs. Howard (1/4/11)
Career: 4 vs. Howard (1/4/11)
ACC: 1 at Duke (1/15/11), vs. Md. (1/27/11)

2010-11 GAME-BY-GAME:

Opponent	GP-GS	FG-FGA	3FG-3FGA	FT-FTA	Off-Def	Total	A	TO	Blk	Stl	PF	Min	Pts
W&M	1-0	0-0	0-0	0-0	0-0	0	0	0	0	0	0	0+	0
USC Upstate	DNP												
at Stanford	DNP												
vs. Washington	2-0	0-0	0-0	0-0	0-0	0	0	0	0	0	0	1	0
vs. Oklahoma	DNP												
vs. Wichita St	DNP												
at Minnesota	DNP												
at Virginia Tech	DNP												
Radford	DNP												
Oregon	3-0	0-0	0-0	0-0	0-0	0	0	0	0	0	0	1	0
Norfolk St	DNP												
Seattle	DNP												
Iowa State	DNP												
LSU	DNP												
Howard	4-0	0-2	0-2	0-0	0-0	0	0	0	0	0	0	4	0
N. Carolina	DNP												
at Duke	5-0	0-0	0-0	0-0	0-0	0	0	0	0	0	0	1	0
at BC	DNP												
Georgia Tech	DNP												
Maryland	6-0	0-0	0-0	0-0	0-0	0	0	0	0	0	0	1	0
at Wake	DNP												
Clemson	DNP												
at Miami	DNP												
at Florida St	DNP												
Duke	DNP												
Virginia Tech	DNP												
at Georgia Tech	DNP												

CAREER STATISTICS

Year	G-GS	Min-Avg.	FG-FGA	Pct.	3FG-3FGA	Pct.	FT-FTA	Pct.	Off-Def.	Reb-Avg.	PF-DQ	Ast	TO	Blk	Stl	Pts-Avg
2010-11	6-0	8-1.3	0-2	.000	0-2	.000	0-0	.000	0-0	0-0.0	0-0	0	0	0	0	0-0.0
ACC	2-0	2-1.0	0-0	.000	0-0	.000	0-0	.000	0-0	0-0.0	0-0	0	0	0	0	0-0.0
CAREER	6-0	8-1.3	0-2	.000	0-2	.000	0-0	.000	0-0	0-0.0	0-0	0	0	0	0	0-0.0
ACC	2-0	2-1.0	0-0	.000	0-0	.000	0-0	.000	0-0	0-0.0	0-0	0	0	0	0	0-0.0

MIKE SCOTT

#23



Senior • Forward • 6-8 • 242 • Chesapeake, Va. • Hargrave Military Academy

2010-11 SEASON:

- Will miss the remainder of the season after suffering a left ankle injury that required season-ending surgery
- Tri-Captain
- ACC Player of the Week (Dec. 6)
- Became the first Cavalier to post five consecutive double-doubles since Ralph Sampson in 1983
- Had 10 pts and 13 rebs vs. Radford for his 24th career double-double (sixth this season)
- Had 21 pts and 13 rebs at Virginia Tech
- Had 17 pts and 12 rebs at #15 Minnesota
- Had 16 pts and 10 rebs vs. Wichita State
- Scored a career-high 27 points and had 15 rebounds vs. Oklahoma
- Had 11 points vs. Washington
- Had 19 points and 12 rebounds vs. USC Upstate
- Had 18 points and nine rebounds vs. William & Mary
- Had a career-high 20 consecutive made free throw streak from 11/12-11/23
- Won the EA SPORTS video game championship at the Maui Invitational, defeating UConn's Kemba Walker in the final

SINGLE GAME BESTS

POINTS

Season: 27 vs. Oklahoma (11/23/10)
 Career: 27 vs. Oklahoma (11/23/10)
 ACC: 21 vs. VT (1/28/10), at VT (12/5/10)

REBOUNDS

Season: 15 vs. Oklahoma (11/23/10)
 Career: 13 vs. VMI (11/16/08)
 ACC: 13 at VT (2/13/10), at VT (12/5/10)

FG MADE

Season: 9 at Virginia Tech (12/5/10)
 Career: 11 vs. VMI (11/16/08)
 ACC: 9 at Virginia Tech (12/5/10)

FG ATTEMPTS

Season: 15 vs. Okla (11/23/10), at Minn (11/29/10)
 Career: 16 vs. VT (1/28/10), at VT (2/13/10)
 ACC: 16 vs. VT (1/28/10), at VT (2/13/10)

3 PT FG MADE

Season: 1 at Virginia Tech (12/5/10)
 Career: 2 vs. Georgia Tech (3/13/08)
 ACC: 2 vs. Georgia Tech (3/13/08)

3 PT FG ATTEMPTS

Season: 1 at Virginia Tech (12/5/10)
 Career: 2 on three occasions
 ACC: 2 on three occasions

FT MADE

Season: 13 vs. Oklahoma (11/23/10)
 Career: 13 vs. Oklahoma (11/23/10)
 ACC: 10 at Maryland (1/20/09)

FT ATTEMPTS

Season: 15 vs. Oklahoma (11/23/10)
 Career: 15 vs. Oklahoma (11/23/10)
 ACC: 10 at Maryland (1/20/09)

ASSISTS

Season: 3 vs. Wich St (11/24/10), at Minn (11/29/10)
 Career: 4 at Syracuse (11/28/08)
 ACC: 3 on three occasions

TURNOVERS

Season: 6 vs. Radford (12/7/10)
 Career: 6 vs. Radford (12/7/10)
 ACC: 4 vs. Maryland (3/7/09)

BLOCKS

Season: 2 vs. Rad (12/7/10), Seattle (12/22/10)
 Career: 3 vs. Duke (3/5/08), vs. Richmond (3/18/08)
 ACC: 3 vs. Duke (3/5/08)

STEALS

Season: 1 on three occasions
 Career: 3 on four occasions
 ACC: 3 vs. FSU (1/24/09), vs. Clemson (2/15/09)

MINUTES

Season: 38 at Minn (11/29/10), at VT (12/5/10)
 Career: 40 vs. Clemson (2/15/09), vs. VT (1/28/10)
 ACC: 40 vs. Clemson (2/15/09), vs. VT (1/28/10)

2010-11 GAME-BY-GAME:

Opponent	GP-GS	FG-FGA	3FG-3FGA	FT-FTA	Off-Def	Total	A	TO	Blk	Stl	PF	Min	Pts
W&M	1-1	7-13	0-0	4-6	2-7	9	0	3	1	1	2	32	18
USC Upstate	2-2	6-9	0-0	7-7	6-6	12	2	4	0	0	1	32	19
at Stanford	3-3	2-5	0-0	4-4	1-5	6	2	3	1	1	1	34	8
vs. Washington	4-4	5-12	0-0	1-1	1-3	4	0	1	0	0	3	28	11
vs. Oklahoma	5-5	7-15	0-0	13-15	7-8	15	2	0	0	0	3	34	27
vs. Wichita St	6-6	7-13	0-0	2-2	3-7	10	3	0	0	0	1	34	16
at Minnesota	7-7	6-15	0-0	5-6	3-9	12	3	2	0	0	3	38	17
at Virginia Tech	8-8	9-14	1-1	2-3	4-9	13	2	1	1	0	0	38	21
Radford	9-9	1-7	0-0	8-8	7-6	13	1	6	2	0	1	36	10
Oregon	DNP												
Norfolk St	DNP												
Seattle	10-9	3-7	0-0	6-7	4-4	8	1	4	2	1	1	31	12
Iowa State	DNP												
LSU	DNP												
Howard	DNP												
N. Carolina	DNP												
at Duke	DNP												
at BC	DNP												
Georgia Tech	DNP												
Maryland	DNP												
at Wake	DNP												
Clemson	DNP												
at Miami	DNP												
at Florida St	DNP												
Duke	DNP												
Virginia Tech	DNP												
at Georgia Tech	DNP												

CAREER STATISTICS

Year	G-GS	Min-Avg.	FG-FGA	Pct.	3FG-3FGA	Pct.	FT-FTA	Pct.	Off-Def.	Reb-Avg.	PF-DQ	Ast	TO	Blk	Stl	Pts-Avg
2007-08	32-21	579-18.1	63-143	.441	4-10	.400	52-74	.703	67-101	168-5.3	69-1	15	25	12	20	182-5.7
ACC	16-14	310-19.4	30-77	.390	1-4	.250	20-33	.606	30-50	80-5.0	39-1	6	15	5	8	81-5.1
2008-09	28-19	774-27.6	111-204	.544	2-6	.333	63-85	.741	95-113	208-7.4	68-2	21	49	9	24	287-10.3
ACC	16-7	431-26.9	59-110	.536	2-2	1.000	39-52	.750	45-50	95-5.9	41-1	11	30	5	14	159-9.9
2009-10	28-25	768-27.4	143-283	.505	3-7	.429	46-64	.719	64-137	201-7.2	54-1	35	46	8	17	335-12.0
ACC	16-15	417-26.1	73-161	.453	3-6	.500	25-30	.833	33-62	95-5.9	26-0	18	27	4	11	174-10.9
2010-11	10-9	337-33.7	53-110	.482	1-1	1.000	52-59	.881	38-64	102-10.2	16-0	16	24	7	3	159-15.9
ACC	1-1	38-38.0	9-14	.643	1-1	1.000	2-3	.667	4-9	13-13.0	0-0	2	1	1	0	21-21.0
CAREER	98-74	2458-25.1	370-740	.500	10-24	.417	213-282	.755	264-415	679-6.9	207-4	87	144	36	64	963-9.8
ACC	49-37	1196-24.4	171-362	.472	7-13	.538	86-118	.729	112-171	283-5.8	106-2	37	73	15	33	435-8.9

ASSANE SENE

#5



Junior • Center • 7-0 • 239 • Saint-Louis, Senegal • South Kent (Conn.)

2010-11 SEASON:

- Had nine points, seven rebounds, two blocks and two steals at Georgia Tech (2/23)
- Had seven points and seven rebounds vs. Virginia Tech (2/19)
- Had six points and eight rebounds at Miami
- Had a career-high 15 points along with 13 rebounds at Wake Forest for his first career double-double (tying a career high with 33 minutes played)
- Had five points and a career-high 15 rebounds vs. Maryland, tying a career high with 33 minutes played
- Had 11 points, along with nine rebounds and tied a career high with five blocks at Boston College
- Had eight points at #1 Duke (1/15)
- Had three points, 11 rebounds and two blocks vs. North Carolina
- Had nine points (4-4 FG) and a game-high five rebounds vs. Howard
- Had seven points and three rebounds vs. Iowa State
- Had two points (game-winning tip-in), 12 rebounds and three blocks vs. Norfolk State
- Had seven rebounds and three blocks vs. Radford
- Had four points, three rebounds and two blocks at Virginia Tech (12/5)
- Had seven points (7-8 FT) and six rebounds at #15 Minnesota
- Had two points and two rebounds vs. Wichita State
- Had four points vs. Oklahoma
- Had two points vs. USC Upstate
- Had two points and two rebounds vs. William & Mary
- Had eight points, five rebounds and three blocks in the exhibition vs. Roanoke College

SINGLE GAME BESTS

POINTS

Season: 15 at Wake Forest (1/29/11)
 Career: 15 at Wake Forest (1/29/11)
 ACC: 15 at Wake Forest (1/29/11)

REBOUNDS

Season: 15 vs. Maryland (1/27/11)
 Career: 15 vs. Maryland (1/27/11)
 ACC: 15 vs. Maryland (1/27/11)

FG MADE

Season: 6 at Wake Forest (1/29/11)
 Career: 6 at Wake Forest (1/29/11)
 ACC: 6 at Wake Forest (1/29/11)

FG ATTEMPTS

Season: 10 at Wake Forest (1/29/11)
 Career: 10 at Wake Forest (1/29/11)
 ACC: 10 at Wake Forest (1/29/11)

3 PT FG MADE

Season: --
 Career: --
 ACC: --

3 PT FG ATTEMPTS

Season: --
 Career: --
 ACC: --

FT MADE

Season: 7 at Minnesota (11/29/10)
 Career: 7 at Minnesota (11/29/10)
 ACC: 3 at BC (1/19/11), at Wake (1/29/11)

FT ATTEMPTS

Season: 8 at Minn (11/29/10), at Wake (1/29/11)
 Career: 8 at Minn (11/29/10), at Wake (1/29/11)
 ACC: 8 at Wake Forest (1/29/11)

ASSISTS

Season: 1 on three occasions
 Career: 2 vs. Auburn (12/20/08)
 ACC: 1 on four occasions

TURNOVERS

Season: 6 vs. Maryland (1/27/11)
 Career: 6 vs. Maryland (1/27/11)
 ACC: 6 vs. Maryland (1/27/11)

BLOCKS

Season: 5 at Boston College (1/19/11)
 Career: 5 vs. Hampton (12/23/09), at BC (1/19/11)
 ACC: 5 at Boston College (1/19/11)

STEALS

Season: 2 at FSU (2/12/11), at GT (2/23/11)
 Career: 2 at FSU (2/12/11), at GT (2/23/11)
 ACC: 2 at FSU (2/12/11), at GT (2/23/11)

MINUTES

Season: 33 vs. Md (1/27/11), at Wake (1/29/11)
 Career: 33 on three occasions
 ACC: 33 vs. Md (1/27/11), at Wake (1/29/11)

2010-11 GAME-BY-GAME:

Opponent	GP-GS	FG-FGA	3FG-3FGA	FT-FTA	Off-Def	Total	A	TO	Blk	Stl	PF	Min	Pts
W&M	1-1	1-1	0-0	0-0	0-2	2	0	0	0	0	1	11	2
USC Upstate	2-2	1-2	0-0	0-0	0-0	0	0	2	0	0	3	13	2
at Stanford	3-3	0-1	0-0	0-0	1-1	2	0	0	0	0	4	14	0
vs. Washington	4-3	0-1	0-0	1-2	0-0	0	0	1	1	0	2	6	1
vs. Oklahoma	5-3	1-1	0-0	2-3	1-0	1	0	0	1	1	4	13	4
vs. Wichita St	6-3	0-2	0-0	2-2	2-0	2	0	0	0	0	2	8	2
at Minnesota	7-3	0-1	0-0	7-8	4-2	6	0	2	1	0	3	20	7
at Virginia Tech	8-4	2-3	0-0	0-0	1-2	3	0	3	2	1	3	16	4
Radford	9-5	0-4	0-0	0-2	1-6	7	0	0	3	1	2	31	0
Oregon	10-6	0-1	0-0	0-0	1-3	4	0	1	1	0	4	15	0
Norfolk St	11-7	1-5	0-0	0-1	3-9	12	0	1	3	0	3	30	2
Seattle	12-8	0-1	0-0	0-0	1-2	3	0	0	0	0	1	19	0
Iowa State	13-9	3-6	0-0	1-1	2-1	3	0	1	0	0	2	19	7
LSU	14-10	0-0	0-0	0-0	2-4	6	0	2	1	1	4	19	0
Howard	15-11	4-4	0-0	1-1	2-3	5	1	0	0	0	1	16	9
N. Carolina	16-12	1-3	0-0	1-4	2-9	11	0	0	2	0	4	24	3
at Duke	17-13	3-6	0-0	2-2	4-1	5	0	2	1	1	4	20	8
at BC	18-14	4-5	0-0	3-6	6-3	9	0	0	5	0	1	32	11
Georgia Tech	19-15	2-3	0-0	0-1	1-4	5	0	2	1	0	4	23	4
Maryland	20-16	2-4	0-0	1-2	5-10	15	0	6	1	0	2	33	5
at Wake	21-17	6-10	0-0	3-8	5-8	13	0	2	0	1	3	33	15
Clemson	22-18	0-2	0-0	1-2	1-3	4	0	2	4	0	3	28	1
at Miami	23-19	3-5	0-0	0-3	0-8	8	0	2	2	0	3	28	6
at Florida St	24-20	0-1	0-0	2-2	0-4	4	0	0	1	2	4	28	2
Duke	25-21	2-5	0-0	1-2	2-2	4	1	2	1	0	4	23	5
Virginia Tech	26-22	3-4	0-0	1-2	2-5	7	1	1	0	0	4	23	7
at Georgia Tech	27-23	4-7	0-0	1-4	2-5	7	0	0	2	2	3	31	9

CAREER STATISTICS

Year	G-GS	Min-Avg.	FG-FGA	Pct.	3FG-3FGA	Pct.	FT-FTA	Pct.	Off-Def.	Reb-Avg.	PF-DQ	Ast	TO	Blk	Stl	Pts-Avg
2008-09	22-16	381-17.3	25-65	.385	0-0	.000	6-21	.286	36-65	101-4.6	61-2	6	18	35	0	56-2.5
ACC	14-12	245-17.5	15-42	.357	0-0	.000	1-8	.125	24-36	60-4.3	35-1	0	12	20	0	31-2.2
2009-10	25-5	316-12.6	14-42	.333	0-0	.000	11-18	.611	27-63	90-3.6	50-1	4	13	19	4	39-1.6
ACC	14-2	176-12.6	4-15	.267	0-0	.000	4-5	.800	13-33	46-3.3	32-0	2	9	5	2	12-0.9
2010-11	27-23	576-21.3	43-88	.489	0-0	.000	30-58	.517	51-97	148-5.5	78-0	3	32	33	10	116-4.3
ACC	13-13	342-26.3	32-58	.552	0-0	.000	16-38	.421	31-64	95-7.3	42-0	2	22	22	7	80-6.2
CAREER	74-44	1273-17.2	82-195	.421	0-0	.000	47-97	.485	114-225	339-4.6	189-3	13	63	87	14	211-2.9
ACC	41-27	763-18.6	51-115	.443	0-0	.000	21-51	.412	68-133	201-4.9	109-1	4	43	47	9	123-3.0

WILL SHERRILL

#22



Senior • Forward • 6-9 • 226 • New York, N.Y. • Phillips Academy Andover

2010-11 SEASON:

- Tri-Captain
- Returned to action at Georgia Tech (2/23) after missing three games with a right leg injury and had five points
- Had five points vs. Georgia Tech (1/22)
- Had eight points (3-4 FG, 2-2 3FG) and five rebounds vs. LSU
- Had four points and a career-high nine rebounds vs. Iowa State
- Suffered a fractured fibula in his right leg at Minnesota and missed five games
- Had six points (2-2 3FG), a career-high three assists and tied a career high with three steals at #15 Minnesota
- Had 11 points (his third career double figure game) and five rebounds vs. Wichita State in a career-high 33 minutes
- Had 11 points and five rebounds vs. Oklahoma
- Had three points and two rebounds vs Washington in first start of the season
- Had eight points and five rebounds at Stanford
- Had two points vs. USC Upstate
- Had three points and six rebounds vs. William & Mary

SINGLE GAME BESTS

POINTS

Season: 11 vs. Okla (11/23/10), Wichita St (11/24/10)
 Career: 18 vs. Cleveland State (11/25/09)
 ACC: 9 vs. Maryland (3/6/10)

REBOUNDS

Season: 9 vs. Iowa State (12/30/10)
 Career: 9 vs. Iowa State (12/30/10)
 ACC: 5 vs. NC State (2/3/10)

FG MADE

Season: 4 vs. Okla (11/23/10), Wichita St (11/24/10)
 Career: 7 vs. Cleveland State (11/25/09)
 ACC: 4 vs. Maryland (3/6/10)

FG ATTEMPTS

Season: 10 vs. Oklahoma (11/23/10)
 Career: 10 vs. Oklahoma (11/23/10)
 ACC: 9 at Wake Forest (1/23/10)

3 PT FG MADE

Season: 3 vs. Okla (11/23/10), Wichita St (11/24/10)
 Career: 4 vs. Cleveland State (11/25/09)
 ACC: 1 on seven occasions

3 PT FG ATTEMPTS

Season: 9 vs. Oklahoma (11/23/10)
 Career: 9 vs. Oklahoma (11/23/10)
 ACC: 5 at Wake Forest (1/23/10)

FT MADE

Season: 1 vs. Georgia Tech (1/22/11)
 Career: 2 at USF (11/16/09)
 ACC: 1 at Clem (3/3/09), vs. GT (1/22/11)

FT ATTEMPTS

Season: 1 vs. Georgia Tech (1/22/11)
 Career: 2 on five occasions
 ACC: 2 at Clemson (3/3/09), vs. GT (1/13/10)

ASSISTS

Season: 3 at Minnesota (11/29/10)
 Career: 3 at Minnesota (11/29/10)
 ACC: 2 vs. Duke (2/28/10), vs. Clem (2/2/11)

TURNOVERS

Season: 2 at Stan (11/18/10), vs. UNC (1/8/11)
 Career: 3 vs. Florida State (2/17/10)
 ACC: 3 vs. Florida State (2/17/10)

BLOCKS

Season: 1 on four occasions
 Career: 1 on eight occasions
 ACC: 1 on four occasions

STEALS

Season: 3 at Minnesota (11/29/10)
 Career: 3 vs. Cleve St (11/25/09), at Minn (11/29/10)
 ACC: 2 on four occasions

MINUTES

Season: 33 vs. Wichita State (11/24/10)
 Career: 33 vs. Wichita State (11/24/10)
 ACC: 26 vs. North Carolina (1/8/11)

2010-11 GAME-BY-GAME:

Opponent	GP-GS	FG-FGA	3FG-3FGA	FT-FTA	Off-Def	Total	A	TO	Blk	Stl	PF	Min	Pts
W&M	1-0	1-2	1-2	0-0	1-5	6	1	0	0	0	4	20	3
USC Upstate	2-0	1-5	0-2	0-0	0-1	1	1	0	0	0	0	24	2
at Stanford	3-0	3-4	2-2	0-0	1-4	5	0	2	0	0	2	15	8
vs. Washington	4-1	1-2	1-1	0-0	0-2	2	0	1	0	1	2	15	3
vs. Oklahoma	5-2	4-10	3-9	0-0	0-5	5	2	1	0	2	1	27	11
vs. Wichita St	6-3	4-5	3-4	0-0	1-4	5	0	1	1	1	3	33	11
at Minnesota	7-4	2-4	2-2	0-0	0-0	0	3	1	0	3	1	21	6
at Virginia Tech	DNP												
Radford	DNP												
Oregon	DNP												
Norfolk St	DNP												
Seattle	DNP												
Iowa State	8-5	2-6	0-3	0-0	5-4	9	0	0	0	0	3	23	4
LSU	9-6	3-4	2-2	0-0	1-4	5	1	1	1	1	3	24	8
Howard	10-7	0-1	0-0	0-0	0-0	0	0	0	0	0	0	4	0
N. Carolina	11-8	1-4	0-1	0-0	0-1	1	0	2	0	0	3	26	2
at Duke	12-9	2-7	0-4	0-0	0-2	2	0	1	0	0	1	14	4
at BC	13-10	0-1	0-1	0-0	0-0	0	0	0	0	0	2	6	0
Georgia Tech	14-10	2-3	0-0	1-1	0-0	0	0	1	0	2	1	15	5
Maryland	15-10	1-2	0-1	0-0	0-1	1	0	0	1	0	0	14	2
at Wake	16-10	0-0	0-0	0-0	1-1	2	1	1	0	0	3	7	0
Clemson	17-10	1-6	0-3	0-0	1-1	2	2	0	1	1	0	20	2
at Miami	18-10	1-1	1-1	0-0	0-0	0	0	0	0	0	2	18	3
at Florida St	DNP												
Duke	DNP												
Virginia Tech	DNP												
at Georgia Tech	19-10	2-3	1-1	0-0	0-1	1	0	0	0	0	1	7	5

CAREER STATISTICS

Year	G-GS	Min-Avg.	FG-FGA	Pct.	3FG-3FGA	Pct.	FT-FTA	Pct.	Off-Def.	Reb-Avg.	PF-DQ	Ast	TO	Blk	Stl	Pts-Avg
2007-08	7-0	12-1.7	3-3	1.000	1-1	1.000	0-0	.000	1-2	3-0.4	3-0	1	0	0	1	7-1.0
ACC	1-0	1-1.0	0-0	.000	0-0	.000	0-0	.000	0-0	0-0.0	0-0	0	0	0	0	0-0.0
2008-09	10-0	19-1.9	0-3	.000	0-1	.000	1-2	.500	2-1	3-0.3	2-0	1	2	0	0	1-0.1
ACC	5-0	5-1.0	0-1	.000	0-1	.000	1-2	.500	0-0	0-0.0	1-0	0	0	0	0	1-0.2
2009-10	30-7	462-15.4	35-93	.376	15-53	.283	4-8	.500	38-52	90-3.0	61-1	15	19	4	16	89-3.0
ACC	16-1	232-14.5	16-50	.320	5-28	.179	0-2	.000	21-23	44-2.8	36-1	5	12	2	9	37-2.3
2010-11	19-10	333-17.5	31-70	.443	16-39	.410	1-1	1.000	11-36	47-2.5	32-0	11	12	4	11	79-4.2
ACC	9-3	127-14.1	10-27	.370	2-12	.167	1-1	1.000	2-7	9-1.0	13-0	3	5	2	3	23-2.6
CAREER	66-17	826-12.5	69-169	.408	32-94	.340	6-11	.545	52-91	143-2.2	98-1	28	33	8	28	176-2.7
ACC	31-4	365-11.8	26-78	.333	7-41	.171	2-5	.400	23-30	53-1.7	50-1	8	17	4	12	61-2.0

SAMMY ZEGLINSKI

#13



Junior • Guard • 6-1 • 185 • Philadelphia, Pa. • The William Penn Charter School

2010-11 SEASON:

- Had eight points and four rebounds at Georgia Tech (2/23)
- Had 10 points and five assists vs. Virginia Tech (2/19)
- Had 19 points at Florida State, tying his ACC career high
- Had 11 points, five rebounds, four assists and a career-high three blocks at Miami
- Had 12 points and five rebounds vs. Clemson
- Had 11 points and four assists at Wake Forest
- Had six points vs. Georgia Tech (1/22)
- Had six points and six rebounds at Boston College
- Had eight points at #1 Duke (1/15)
- Had eight points, four rebounds, two assists and two steals vs. Howard
- Had nine points, two assists and three steals vs. Seattle in his first start of the season
- Had six points and two assists vs. Norfolk State
- Had 12 points, four rebounds, four assists and two steals vs. Oregon
- Had two assists and two steals vs. Radford
- Had three assists at Virginia Tech in his season debut (12/5)
- Had an operation on Oct. 19 involving cartilage work on his left knee and missed the first seven games of the season

SINGLE GAME BESTS

POINTS

Season: 19 at Florida State (2/12/11)
 Career: 24 vs. Liberty (11/25/08)
 ACC: 19 at UNC (1/31/10), at FSU (2/12/11)

REBOUNDS

Season: 6 at Boston College (1/19/11)
 Career: 8 on three occasions
 ACC: 8 at NCSU (1/9/10), at Clemson (2/20/10)

FG MADE

Season: 7 at Florida State (2/12/11)
 Career: 8 vs. Liberty (11/25/08), vs. BC (3/11/10)
 ACC: 7 at Florida State (2/12/11)

FG ATTEMPTS

Season: 16 at Florida State (2/12/11)
 Career: 16 at Florida State (2/12/11)
 ACC: 16 at Florida State (2/12/11)

3 PT FG MADE

Season: 5 at Florida State (2/12/11)
 Career: 6 vs. Liberty (11/25/08)
 ACC: 5 at UNC (1/31/10), at FSU (2/12/11)

3 PT FG ATTEMPTS

Season: 11 at Florida State (2/12/11)
 Career: 11 at Florida State (2/12/11)
 ACC: 11 at Florida State (2/12/11)

FT MADE

Season: 4 at Duke (1/15/11)
 Career: 4 on five occasions
 ACC: 4 on four occasions

FT ATTEMPTS

Season: 5 at Duke (1/15/11)
 Career: 8 vs. Florida State (1/24/09)
 ACC: 8 vs. Florida State (1/24/09)

ASSISTS

Season: 5 vs. Virginia Tech (2/19/11)
 Career: 8 at Virginia Tech (1/10/09)
 ACC: 8 at Virginia Tech (1/10/09)

TURNOVERS

Season: 4 vs. Clemson (2/2/11)
 Career: 6 vs. Clemson (2/15/09)
 ACC: 6 vs. Clemson (2/15/09)

BLOCKS

Season: 3 at Miami (2/5/11)
 Career: 3 at Miami (2/5/11)
 ACC: 3 at Miami (2/5/11)

STEALS

Season: 3 vs. Sea (12/22/10), vs. Clem (2/2/11)
 Career: 5 vs. Florida State (1/24/09)
 ACC: 5 vs. Florida State (1/24/09)

MINUTES

Season: 36 vs. Virginia Tech (2/19/11)
 Career: 40 vs. Virginia Tech (1/28/10)
 ACC: 40 vs. Virginia Tech (1/28/10)

2010-11 GAME-BY-GAME:

Opponent	GP-GS	FG-FGA	3FG-3FGA	FT-FTA	Off-Def	Total	A	TO	Blk	Stl	PF	Min	Pts
W&M	DNP												
USC Upstate	DNP												
at Stanford	DNP												
vs. Washington	DNP												
vs. Oklahoma	DNP												
vs. Wichita St	DNP												
at Minnesota	DNP												
at Virginia Tech	1-0	0-3	0-2	0-0	0-0	0	3	0	0	1	0	15	0
Radford	2-0	0-3	0-3	0-0	0-0	0	2	0	0	2	2	12	0
Oregon	3-0	4-7	3-5	1-2	0-4	4	4	0	0	2	0	22	12
Norfolk St	4-0	2-9	2-9	0-1	0-2	2	2	2	0	0	0	25	6
Seattle	5-1	3-11	1-7	2-3	0-4	4	2	0	0	3	3	22	9
Iowa State	6-1	1-3	1-3	0-0	2-3	5	0	2	0	0	1	13	3
LSU	7-1	0-3	0-2	0-0	0-1	1	0	2	0	0	0	15	0
Howard	8-1	3-7	2-4	0-0	0-4	4	2	1	0	2	1	28	8
N. Carolina	9-1	1-2	1-1	0-0	0-0	0	1	3	0	1	2	10	3
at Duke	10-1	2-6	0-2	4-5	1-2	3	1	0	0	0	1	18	8
at BC	11-1	2-8	2-7	0-0	1-5	6	3	0	0	1	0	27	6
Georgia Tech	12-1	2-5	2-2	0-0	0-1	1	1	0	0	2	2	20	6
Maryland	13-1	1-4	1-3	0-0	0-2	2	3	1	0	2	0	26	3
at Wake	14-1	4-8	3-6	0-1	1-2	3	4	0	0	0	4	24	11
Clemson	15-2	4-10	4-7	0-0	0-5	5	2	4	0	3	3	35	12
at Miami	16-3	4-8	3-6	0-0	0-5	5	4	2	3	0	5	30	11
at Florida St	17-4	7-16	5-11	0-0	1-1	2	2	3	0	2	3	33	19
Duke	18-5	1-7	0-2	0-0	1-4	5	4	0	0	2	2	35	2
Virginia Tech	19-6	3-8	3-5	1-2	1-1	2	5	1	0	1	1	36	10
at Georgia Tech	20-7	3-6	2-5	0-0	0-4	4	1	1	0	1	2	34	8

CAREER STATISTICS

Year	G-GS	Min-Avg.	FG-FGA	Pct.	3FG-3FGA	Pct.	FT-FTA	Pct.	Off-Def.	Reb-Avg.	PF-DQ	Ast	TO	Blk	Stl	Pts-Avg
2007-08	--	62-7.8	3-12	.250	1-7	.143	0-2	.000	3-6	9-1.1	8-0	15	9	1	3	7-0.9
ACC																
2008-09	28-15	669-23.9	82-213	.385	33-105	.314	20-35	.571	9-57	66-2.4	68-2	84	70	2	36	217-7.8
ACC	16-7	362-22.6	32-101	.317	12-56	.214	6-16	.375	6-27	33-2.1	33-0	44	37	0	18	82-5.1
2009-10	31-29	899-29.0	94-252	.373	61-162	.377	27-34	.794	12-107	119-3.8	63-0	80	57	8	38	276-8.9
ACC	16-14	461-28.8	38-128	.297	24-83	.289	15-18	.833	6-61	67-4.2	30-0	41	23	3	14	115-7.2
2010-11	20-7	480-24.0	47-134	.351	35-92	.380	8-14	.571	8-50	58-2.9	32-1	46	22	3	25	137-6.9
ACC	13-6	343-26.4	34-91	.374	26-59	.441	5-8	.625	6-32	38-2.9	25-1	34	15	3	16	99-7.6
CAREER	87-51	2110-24.3	226-611	.370	130-366	.355	55-85	.647	32-220	252-2.9	171-3	225	158	14	102	637-7.3
ACC	45-27	1166-25.9	104-320	.325	62-198	.313	26-42	.619	18-120	138-3.1	88-1	119	75	6	48	296-6.6

2010-11 VIRGINIA MEN'S BASKETBALL GAME NOTES

VIRGINIA **76** November 12, 2010
WILLIAM & MARY **52** John Paul Jones Arena • Charlottesville, Va.

WILLIAM & MARY (0-1)

Player	FG	3FG	FT	O-D	Reb	PF	Pts	A	TO	Blk	Stl	Min
McDowell (F)	4-11	3-6	5-8	1-4	5	1	16	1	0	0	1	35
Gaillard (F)	5-8	0-1	0-0	0-3	3	4	10	2	0	0	0	31
Ludwick (F)	4-9	4-9	1-2	3-3	6	1	13	0	2	0	0	26
Brown (G)	1-4	0-3	0-0	0-2	2	1	2	1	2	0	1	30
Rum (G)	0-4	0-2	1-2	0-1	1	1	1	2	2	0	2	30
Boatner	0-3	0-3	0-0	0-1	1	0	0	1	0	0	0	16
Whitlatch	0-1	0-0	0-0	0-0	0	0	0	0	0	0	0	0+
Howard	0-0	0-0	0-0	0-0	0	0	0	0	0	0	0	3
Pavloff	0-1	0-1	0-0	0-1	1	0	0	0	0	0	0	3
Rusthoven	0-1	0-1	0-0	0-2	2	1	0	0	0	0	0	6
Heldring	0-0	0-0	0-0	0-0	0	0	0	0	0	0	0	4
Kitts	4-6	0-0	2-4	0-2	2	4	10	1	2	1	0	16
				1-3	4							
TOTALS	18-48	7-26	9-16	5-22	27	13	52	8	8	1	4	200
	.375	.269	.563									

VIRGINIA (1-0)

Player	FG	3FG	FT	O-D	Reb	PF	Pts	A	TO	Blk	Stl	Min
Scott (F)	7-13	0-0	4-6	2-7	9	2	18	0	3	1	1	32
Sene (C)	1-1	0-0	0-0	0-2	2	1	2	0	0	0	0	11
Evans (G)	3-4	0-0	0-0	0-2	2	0	6	7	1	0	1	31
Farrakhan (G)	3-8	3-7	1-2	0-4	4	1	10	1	1	0	2	28
Harrell (G)	5-13	2-4	1-1	3-2	5	3	13	1	2	0	0	28
Regan	1-1	1-1	0-0	0-0	0	0	3	0	0	0	0	6
Harris	1-4	0-2	0-0	2-2	4	3	2	3	1	0	1	18
Baron	6-8	5-6	2-2	0-0	0	1	19	3	0	0	1	21
Sherrill	1-2	1-2	0-0	1-5	6	4	3	1	0	0	0	20
Mitchell	0-2	0-1	0-0	0-1	1	0	0	1	0	0	0	5
Rogers	0-0	0-0	0-0	0-0	0	0	0	0	0	0	0	0+
				1-3	4							
TOTALS	28-56	12-23	8-11	9-28	37	15	76	17	8	1	6	200
	.500	.522	.727									

WILLIAM & MARY	27	25	52	Officials:	Karl Hess, Bill Covington, Jr., Tim Ebersole
VIRGINIA	28	48	76	Technical:	none
				Attendance:	10,003

STANFORD **81** November 18, 2010
VIRGINIA **60** Maples Pavilion • Stanford, Calif.

VIRGINIA (2-1)

Player	FG	3FG	FT	O-D	Reb	PF	Pts	A	TO	Blk	Stl	Min
Scott (F)	2-5	0-0	4-4	1-5	6	1	8	2	3	1	1	34
Sene (C)	0-1	0-0	0-0	1-1	2	4	0	0	0	0	0	14
Evans (G)	4-9	0-0	3-3	1-2	3	1	11	5	3	0	2	37
Farrakhan (G)	4-10	2-7	4-4	0-1	1	2	14	2	3	0	1	30
Harris (G)	4-7	4-7	0-0	0-1	1	3	12	0	3	0	0	20
Regan	1-1	0-0	0-0	0-1	1	1	2	0	0	1	0	6
Baron	1-5	0-4	0-0	0-1	1	0	2	2	1	0	0	23
Sherrill	3-4	2-2	0-0	1-4	5	2	8	0	2	0	0	15
Harrell	1-5	1-4	0-0	0-0	0	2	3	0	1	0	0	12
Mitchell	0-0	0-0	0-0	0-4	4	2	0	0	0	0	0	9
				1-0	1							
TOTALS	20-47	9-24	11-11	5-20	25	18	60	11	18	2	4	200
	.426	.375	1.000									

STANFORD (2-0)

Player	FG	3FG	FT	O-D	Reb	PF	Pts	A	TO	Blk	Stl	Min
Owens (F)	2-4	0-0	3-3	1-2	3	3	7	1	3	0	0	18
Powell (F)	5-5	0-0	0-0	1-0	1	3	10	1	0	0	0	25
Trotter (C)	1-3	0-1	0-0	0-5	5	4	2	0	1	0	0	23
Mann (G)	1-3	0-1	0-4	0-3	3	0	2	3	3	1	0	22
Green (G)	8-13	5-9	0-0	1-1	2	2	21	1	1	0	0	30
Bright	4-4	4-4	0-0	0-2	2	1	12	4	1	0	1	17
Brown	5-8	2-3	1-1	0-2	2	1	13	1	0	0	1	15
Nastic	0-2	0-0	1-2	2-1	3	1	1	0	1	0	0	7
Harris	0-0	0-0	1-2	0-0	0	0	1	0	1	0	0	9
Huestis	0-3	0-1	0-1	2-1	3	0	0	0	0	0	0	7
Zimmermann	5-12	2-4	0-1	3-2	5	1	12	2	1	1	0	25
Gage	0-0	0-0	0-0	0-0	0	0	0	0	0	0	0	2
				1-3	4							
TOTALS	31-57	13-23	6-14	11-22	33	16	81	13	12	2	2	200
	.544	.565	.429									

VIRGINIA	34	26	60	Officials:	Sean Corbin, Michael Stephens, John Gaffney
STANFORD	37	44	81	Technical:	none
				Attendance:	5,314

VIRGINIA **74** November 15, 2010
USC UPSTATE **54** John Paul Jones Arena • Charlottesville, Va.

USC UPSTATE (0-2)

Player	FG	3FG	FT	O-D	Reb	PF	Pts	A	TO	Blk	Stl	Min
Glenn (F)	2-5	0-1	0-0	2-4	6	2	4	0	0	0	2	24
Rogers (F)	3-4	2-3	0-0	0-1	1	2	8	2	0	1	0	21
Chavis (G)	2-9	2-8	2-2	0-0	0	1	8	2	3	0	1	34
Dukes (G)	6-8	5-5	2-5	0-1	1	1	19	2	1	0	3	27
Cook (G)	2-3	0-0	1-1	0-0	0	4	5	4	1	0	0	17
Porchea	0-0	0-0	0-0	0-0	0	1	0	0	0	0	0	2
Hash	0-1	0-1	0-0	0-0	0	1	0	0	0	0	0	2
Sloan	1-4	0-2	0-0	0-1	1	2	2	2	3	0	0	17
Uzochukwu	0-1	0-0	0-0	0-3	3	2	0	1	2	0	1	19
Craig	2-8	1-3	0-0	0-2	2	2	5	0	2	0	0	21
Olumuyiwa	1-1	0-0	1-2	0-1	1	1	3	0	0	1	0	16
				1-2	3							
TOTALS	19-44	10-23	6-10	3-15	38	19	54	13	13	2	7	200
	.432	.435	.600									

VIRGINIA (2-0)

Player	FG	3FG	FT	O-D	Reb	PF	Pts	A	TO	Blk	Stl	Min
Scott (F)	6-9	0-0	7-7	6-6	12	1	19	2	4	0	0	32
Sene (C)	1-2	0-0	0-0	0-0	0	3	2	0	2	0	0	13
Evans (G)	4-7	0-0	2-4	2-2	4	1	10	1	0	0	1	30
Farrakhan (G)	4-8	1-4	2-2	0-1	1	3	11	2	3	1	0	24
Harrell (G)	2-3	1-2	0-2	0-2	2	3	5	3	2	0	1	19
Harris	3-6	1-4	1-1	0-2	2	1	8	1	1	0	1	22
Baron	3-4	2-3	6-7	0-3	3	2	14	3	0	0	2	25
Sherrill	1-5	0-2	0-0	0-1	1	0	2	1	0	0	0	24
Mitchell	1-3	0-0	1-2	0-4	4	0	3	0	0	0	1	11
				3-3	6							
TOTALS	25-47	5-15	19-25	11-24	35	14	74	13	12	1	6	200
	.532	.333	.760									

USC UPSTATE	28	26	54	Officials:	Ray Natili, Bernard Clinton, Louie Andrakakos
VIRGINIA	31	43	74	Technical:	none
				Attendance:	7,751

#13 WASHINGTON **106** November 22, 2010
VIRGINIA **63** Lahaina Civic Center • Lahaina, Hawaii

VIRGINIA (2-2)

Player	FG	3FG	FT	O-D	Reb	PF	Pts	A	TO	Blk	Stl	Min
Sherrill (F)	1-2	1-1	0-0	0-2	2	2	3	0	1	0	1	15
Scott (F)	5-12	0-0	1-1	1-3	4	3	11	0	1	0	0	28
Evans (G)	1-3	0-0	1-2	1-0	1	4	3	3	6	0	0	20
Farrakhan (G)	1-8	0-4	2-2	0-1	1	0	4	3	2	0	0	25
Harris (G)	8-13	2-4	1-1	4-3	7	2	19	0	3	0	0	32
Regan	0-2	0-0	1-2	1-2	3	0	1	0	0	0	1	11
Sene	0-1	0-0	1-2	0-0	0	2	1	0	1	1	0	6
Baron	1-7	1-6	0-0	0-2	2	1	3	0	0	0	2	21
Harrell	3-6	0-1	8-13	4-4	8	0	14	2	3	0	0	26
Mitchell	2-4	0-0	0-3	2-3	5	3	4	1	0	1	0	15
Rogers	0-0	0-0	0-0	0-0	0	0	0	0	0	0	0	1
				0-1	1							
TOTALS	22-58	4-16	15-26	13-21	34	17	63	9	17	2	4	200
	.379	.250	.577									

WASHINGTON (3-0)

Player	FG	3FG	FT	O-D	Reb	PF	Pts	A	TO	Blk	Stl	Min
Bryan-Amanning (F)	3-4	0-0	2-2	1-3	4	2	8	0	2	0	0	17
Gant (F)	3-7	1-1	0-1	1-3	4	4	7	0	1	1	0	22
Gaddy (G)	6-9	0-2	0-0	0-1	1	1	12	6	1	0	0	26
Thomas (G)	7-11	3-5	1-2	0-6	6	0	18	4	1	0	1	24
Holiday (G)	4-10	2-2	1-2	4-5								

2010-11 VIRGINIA MEN'S BASKETBALL GAME NOTES

VIRGINIA 74 November 23, 2010
OKLAHOMA 56 Lahaina Civic Center • Lahaina, Hawaii

OKLAHOMA (3-2)

Player	FG	3FG	FT	O-D	Reb	PF	Pts	A	TO	Blk	Stl	Min
Fitzgerald (F)	3-4	0-0	3-3	1-2	3	4	9	0	2	0	0	19
Thompson (F)	0-3	0-0	0-0	0-0	0	0	0	0	2	0	0	9
Pledger (G)	2-7	1-4	0-0	1-0	1	2	5	1	0	0	0	26
Clark (G)	0-2	0-1	0-2	0-2	2	1	0	0	3	1	0	26
Davis (G)	6-12	3-7	0-1	1-4	5	2	15	2	1	1	2	33
Washington	2-6	0-0	0-0	1-4	5	2	4	0	0	3	0	18
Newell	1-3	0-1	0-0	0-3	3	1	2	3	1	0	0	10
Blair	2-2	0-0	0-0	0-2	2	2	4	2	4	0	1	25
Neal	4-6	2-4	6-6	1-5	6	2	16	1	3	0	0	24
Honore	0-0	0-0	1-2	0-3	3	2	1	0	1	0	0	10
				0-0	0							
TOTALS	20-45	6-17	10-14	5-25	30	18	56	9	17	5	3	200
	.444	.353	.714									

VIRGINIA (3-2)

Player	FG	3FG	FT	O-D	Reb	PF	Pts	A	TO	Blk	Stl	Min
Sherrill (F)	4-10	3-9	0-0	0-5	5	1	11	2	1	0	2	27
Scott (F)	7-15	0-0	13-15	7-8	15	3	27	2	0	0	0	34
Evans (G)	2-3	0-0	1-2	0-5	5	1	5	6	0	0	3	27
Harris (G)	3-4	2-2	0-0	1-1	2	4	8	1	3	0	0	21
Harrell (G)	0-5	0-2	0-0	0-0	0	1	0	0	1	0	0	23
Farrakhan	5-7	0-0	0-3	0-0	0	2	10	3	2	0	2	33
Regan	1-1	0-0	0-0	0-2	2	0	2	0	1	0	0	6
Sene	1-1	0-0	2-3	1-0	1	4	4	0	0	1	1	13
Baron	2-6	2-5	1-4	0-1	1	0	7	0	1	0	0	16
				0-1	1							
TOTALS	25-52	7-18	17-27	9-23	32	16	74	14	9	1	8	200
	.481	.389	.630									

OKLAHOMA	25	31	56
VIRGINIA	40	34	74

Officials: Jeff Nichols, Chris Rastatter, Ken Ditty
 Technicals: Oklahoma coach Jeff Capel
 Attendance: 2,400

WICHITA STATE 70 November 24, 2010
VIRGINIA 58 Lahaina Civic Center • Lahaina, Hawaii

WICHITA STATE (3-1)

Player	FG	3FG	FT	O-D	Reb	PF	Pts	A	TO	Blk	Stl	Min
Ellis (F)	2-5	0-0	0-0	1-3	4	0	4	1	0	0	0	18
Durley (F)	5-12	4-4	3-4	0-0	0	0	17	1	1	0	0	27
Ragland (G)	2-5	2-3	4-4	1-2	3	5	10	4	1	0	1	28
Hatch (G)	1-2	1-1	3-4	2-2	4	3	6	1	2	0	0	23
Kyles (G)	2-5	1-2	0-0	0-0	0	2	5	1	0	0	0	22
Williams	1-3	0-2	0-0	0-2	2	1	2	1	0	0	2	12
Smith	2-3	0-1	1-2	1-1	2	0	5	1	0	0	0	9
Murry	3-10	0-3	7-8	2-6	8	2	13	4	2	0	2	25
Blair	1-3	0-0	0-0	2-5	7	0	2	0	2	1	1	21
Stutz	3-4	0-0	0-0	0-2	2	3	6	1	2	2	0	15
				3-1	4							
TOTALS	22-52	8-16	18-22	12-24	36	16	70	15	10	3	6	200
	.423	.500	.818									

VIRGINIA (3-3)

Player	FG	3FG	FT	O-D	Reb	PF	Pts	A	TO	Blk	Stl	Min
Sherrill (F)	4-5	3-4	0-0	1-4	5	3	11	0	1	1	1	33
Scott (F)	7-13	0-0	2-2	3-7	10	1	16	3	0	0	0	34
Evans (G)	3-11	0-2	4-8	0-3	3	4	10	5	4	0	1	34
Harris (G)	4-10	1-3	0-0	1-3	4	2	9	1	1	0	1	37
Harrell (G)	4-5	2-2	0-1	1-0	1	3	10	0	0	0	0	25
Farrakhan	0-1	0-0	0-0	0-0	0	4	0	0	3	1	1	13
Regan	0-0	0-0	0-0	0-0	0	1	0	0	0	0	0	3
Sene	0-2	0-0	2-2	2-0	2	2	2	0	0	0	0	8
Baron	0-3	0-2	0-0	0-1	1	0	0	0	0	0	0	11
Mitchell	0-1	0-0	0-0	0-0	0	0	0	0	1	0	0	2
				1-2	3							
TOTALS	22-51	6-13	8-13	9-20	29	20	58	9	10	2	4	200
	.431	.462	.615									

WICHITA STATE	35	35	70
VIRGINIA	31	27	58

Officials: Sean Hull, Tony Padilla, Ryan Wells
 Technicals: none
 Attendance: 2,400

VIRGINIA 87 November 29, 2010
#15 MINNESOTA 79 Williams Arena • Minneapolis, Minn.

VIRGINIA (4-3)

Player	FG	3FG	FT	O-D	Reb	PF	Pts	A	TO	Blk	Stl	Min
Sherrill (F)	2-4	2-2	0-0	0-0	0	1	6	3	1	0	3	21
Scott (F)	6-15	0-0	5-6	3-9	12	3	17	3	2	0	0	38
Evans (G)	1-2	0-0	1-2	0-1	1	4	3	5	3	0	1	28
Harris (G)	8-12	4-6	4-4	0-5	5	1	24	1	1	0	1	35
Harrell (G)	1-5	0-0	5-6	1-1	2	2	7	2	0	0	0	16
Farrakhan	8-14	4-5	3-4	2-3	5	1	23	4	0	0	0	34
Regan	0-0	0-0	0-0	0-0	0	2	0	0	0	0	0	1
Sene	0-1	0-0	7-8	4-2	6	3	7	0	2	1	0	20
Baron	0-2	0-0	0-0	0-1	1	1	0	1	2	0	0	7
				1-3	4							
TOTALS	26-55	10-13	25-30	11-25	36	18	87	19	11	1	5	200
	.473	.769	.833									

MINNESOTA (6-1)

Player	FG	3FG	FT	O-D	Reb	PF	Pts	A	TO	Blk	Stl	Min
Mbakwe (F)	6-10	0-0	6-8	5-6	11	5	18	1	1	5	1	29
Sampson (F)	1-2	0-0	0-0	0-4	4	4	2	0	1	1	0	21
Ahanmisi (G)	1-2	0-0	0-0	0-0	0	0	2	3	1	0	0	16
Hollins (G)	2-3	0-0	2-2	0-0	0	3	6	1	2	0	3	26
Hoffarber (G)	7-14	5-11	0-1	1-4	5	0	19	5	1	0	2	34
Walker	1-1	0-0	0-0	1-1	2	1	2	0	0	0	0	6
Armelin	3-7	1-3	0-2	0-0	0	5	7	1	1	0	0	13
Williams	1-1	0-0	0-0	0-3	3	0	2	0	2	0	1	7
Joseph	5-12	3-8	3-5	0-1	1	1	16	2	0	0	0	24
Iverson	2-6	0-0	1-2	2-2	4	3	5	2	2	1	0	24
				1-0	1							
TOTALS	29-58	9-22	12-20	10-21	31	22	79	15	11	7	7	200
	.500	.409	.600									

VIRGINIA	29	58	87
MINNESOTA	39	40	79

Officials: Mike Sanzere, Paul Janssen, John Cahill
 Technicals: none
 Attendance: 12,089

VIRGINIA 57 December 5, 2010
VIRGINIA TECH 54 Cassell Coliseum • Blacksburg, Va.

VIRGINIA (5-3, 1-0)

Player	FG	3FG	FT	O-D	Reb	PF	Pts	A	TO	Blk	Stl	Min
Scott (F)	9-14	1-1	2-3	4-9	13	0	21	2	1	1	0	38
Sene (C)	2-3	0-0	0-0	1-2	3	3	4	0	3	2	1	16
Evans (G)	2-6	0-0	0-0	0-2	2	3	4	4	1	0	0	19
Farrakhan (G)	3-4	0-1	3-5	0-5	5	2	9	5	0	2	2	36
Harris (G)	3-7	2-3	2-3	2-1	3	1	10	2	3	1	1	35
Regan	0-2	0-1	0-0	0-0	0	1	0	0	0	0	0	8
Zeglinski	0-3	0-2	0-0	0-0	0	0	0	0	3	0	0	15
Baron	0-1	0-1	0-0	0-0	0	0	0	0	0	0	0	3
Harrell	3-8	1-3	0-0	0-0	0	0	7	0	0	0	0	16
Mitchell	1-1	0-0	0-0	1-0	1	2	2	0	2	0	0	14
				2-1	3							
TOTALS	23-49	4-12	7-11	10-20	30	12	57	16	10	6	5	200
	.469	.333	.636									

VIRGINIA TECH (4-4, 0-1)

Player	FG	3FG	FT	O-D	Reb	PF	Pts	A	TO	Blk	Stl	Min
Allen (F)	6-14	0-3	0-0	2-7	9	5	12	2	2	2	1	38
Bell (F)	2-2	1-1	0-0	0-3	3	4	5	2	2	2	1	33
Davila (F)	2-8	0-0	0-0	2-5	7	0	4	1	2	3	0	35
Hudson (G)	2-7	1-3	0-0	0-2	2	2	5	1	2	0	1	31
Delaney (G)	10-15	4-7	2-2	2-1	3	3	26	1	3	0	1	40
Green	0-2	0-1	2-2	0-0	0	2	2	1	0	0	0	16
Atkins	0-2	0-0	0-0	2-0	2	0	0	0	0	0	0	3
Eddie	0-1	0-0	0-0	0-1	1	0	0	0	0	0	0	4
				1-0	1							
TOTALS	22-51	6-15	4-4	9-19	28	16	54	8	11	7	4	200
	.431	.400	1.000									

VIRGINIA	36	21	57
VIRGINIA TECH	24	30	54

Officials: Karl Hess, Roger Ayers, John Cahill
 Technicals: none
 Attendance: 9,847

2010-11 VIRGINIA MEN'S BASKETBALL GAME NOTES

VIRGINIA 54 December 7, 2010
RADFORD 44 John Paul Jones Arena • Charlottesville, Va.

RADFORD (2-6)

Player	FG	3FG	FT	O-D	Reb	PF	Pts	A	TO	Blk	Stl	Min
Edwards (F)	1-3	0-0	0-0	1-0	1	3	2	1	2	0	0	16
Cerrah (F)	3-5	0-0	1-1	0-2	2	5	7	0	4	0	0	21
Robinson (G)	0-1	0-0	0-1	0-4	4	4	0	2	1	0	0	27
Faulkner (G)	3-5	2-3	1-2	0-2	2	0	9	1	0	0	0	29
Sonmez (G)	6-16	1-4	2-2	0-6	6	1	15	1	3	0	2	35
Mitchell	1-2	1-1	0-0	0-0	0	0	3	0	0	0	1	7
Smith	3-8	0-1	2-2	1-3	4	3	8	1	3	0	1	20
Dickerson	0-1	0-1	0-0	0-0	0	0	0	0	0	0	0	3
Spagnolo	0-0	0-0	0-0	0-4	4	0	0	0	1	0	1	19
Abele	0-1	0-0	0-0	1-1	2	2	0	0	3	0	0	9
Curry	0-1	0-0	0-0	0-0	0	2	0	0	1	1	0	13
Winegarner	0-1	0-0	0-0	0-0	0	0	0	0	0	0	0	1
				3-2	5							
TOTALS	17-44	4-10	6-8	6-24	30	20	44	6	19	1	5	200
	.386	.400	.750									

VIRGINIA (6-3)

Player	FG	3FG	FT	O-D	Reb	PF	Pts	A	TO	Blk	Stl	Min
Scott (F)	1-7	0-0	8-8	7-6	13	1	10	1	6	2	0	36
Sene (C)	0-4	0-0	0-2	1-6	7	2	0	0	0	3	1	31
Evans (G)	0-2	0-0	2-2	0-1	1	3	2	2	3	0	3	26
Farrakhan (G)	2-7	2-4	8-8	1-2	3	1	14	1	1	1	0	30
Harris (G)	5-14	3-10	1-2	1-1	2	1	14	0	2	1	2	30
Regan	0-0	0-0	0-0	0-0	0	0	0	0	0	0	0	6
Zeglinski	0-3	0-3	0-0	0-0	0	2	0	2	0	0	2	12
Baron	0-1	0-1	0-0	0-0	0	0	0	1	0	0	0	6
Harrell	5-6	3-3	0-0	0-2	2	4	13	1	1	0	0	16
Mitchell	0-3	0-0	1-2	1-2	3	1	1	0	0	0	0	7
				1-3	4							
TOTALS	13-47	8-21	20-24	12-23	35	15	54	8	13	7	8	200
	.277	.381	.833									

RADFORD	19	25	44	Officials:	Tim Nestor, William Humes, Sean Casady
VIRGINIA	32	22	54	Technical:	none
				Attendance:	8,242

VIRGINIA 50 December 20, 2010
NORFOLK ST 49 John Paul Jones Arena • Charlottesville, Va.

NORFOLK ST (1-8)

Player	FG	3FG	FT	O-D	Reb	PF	Pts	A	TO	Blk	Stl	Min
O'Quinn (F)	4-15	0-4	1-1	3-8	11	2	9	3	4	2	0	39
Tamara (F)	1-2	0-1	0-0	0-1	1	2	2	0	1	0	0	8
Hampton (G)	5-14	0-3	7-10	3-4	7	2	17	0	0	2	2	33
Pauline (G)	0-4	0-2	2-2	1-2	3	3	2	1	3	0	2	33
McCauley (G)	3-6	0-0	0-1	3-6	9	2	6	1	0	0	0	30
Zephyr	0-1	0-0	0-0	1-3	4	1	0	0	0	1	0	7
Williams	0-1	0-1	0-0	0-3	3	0	0	1	1	1	0	7
Weathers	0-1	0-0	0-0	0-0	0	0	0	0	0	0	0	4
Wheeless	0-4	0-1	2-2	0-1	1	0	2	0	0	0	1	10
McEachin	4-8	2-4	1-2	2-0	2	3	11	1	2	0	1	29
				1-0	1							
TOTALS	17-56	2-16	13-18	14-28	42	15	49	7	11	6	6	200
	.304	.125	.722									

VIRGINIA (8-3)

Player	FG	3FG	FT	O-D	Reb	PF	Pts	A	TO	Blk	Stl	Min
Sene (C)	1-5	0-0	0-1	3-9	12	3	2	0	1	3	0	30
Evans (G)	1-4	1-1	0-0	1-3	4	3	3	2	2	0	0	23
Farrakhan (G)	7-14	2-5	2-2	0-5	5	2	18	2	2	1	2	35
Harris (G)	1-4	1-3	0-0	0-0	0	3	3	1	0	0	0	22
Harrell (G)	3-10	0-3	3-6	2-1	3	1	9	0	0	0	0	32
Regan	1-2	0-0	0-0	1-1	2	1	2	0	1	0	0	10
Zeglinski	2-9	2-9	0-1	0-2	2	0	6	2	2	0	0	25
Baron	1-1	1-1	0-0	0-0	0	0	3	0	1	0	0	6
Mitchell	2-5	0-0	0-0	2-4	6	3	4	1	2	0	1	17
				1-1	2							
TOTALS	19-54	7-22	5-10	10-26	36	16	50	8	11	4	3	200
	.352	.318	.500									

NORFOLK STATE	20	29	49	Officials:	Les Jones, Mike Eades, Dan Stryfeler
VIRGINIA	22	28	50	Technical:	none
				Attendance:	7,856

VIRGINIA 63 December 17, 2010
OREGON 48 John Paul Jones Arena • Charlottesville, Va.

OREGON (7-4)

Player	FG	3FG	FT	O-D	Reb	PF	Pts	A	TO	Blk	Stl	Min
Singler (F)	1-5	1-4	2-2	0-4	4	4	5	0	2	0	1	34
Catron (F)	7-15	0-1	2-3	5-2	7	1	16	1	5	0	0	26
Sim (G)	1-5	0-3	0-0	0-0	0	0	2	0	0	0	0	19
Armstead (G)	1-4	1-3	0-0	0-3	3	5	3	3	2	0	1	28
Strowbridge (G)	2-4	1-2	0-0	0-3	3	2	5	1	0	0	1	30
Loyd	2-9	0-5	0-0	1-3	4	4	4	0	1	0	0	22
Williams	1-3	0-1	2-2	1-1	2	1	4	2	1	1	1	21
Jacob	4-10	0-0	1-2	1-3	4	0	9	1	0	1	0	17
Nared	0-0	0-0	0-0	1-0	1	0	0	0	1	0	1	3
				3-1	4							
TOTALS	19-55	3-19	7-9	12-20	32	17	48	8	13	2	5	200
	.345	.158	.778									

VIRGINIA (7-3)

Player	FG	3FG	FT	O-D	Reb	PF	Pts	A	TO	Blk	Stl	Min
Sene (C)	0-1	0-0	0-0	1-3	4	4	0	0	1	1	0	15
Evans (G)	2-4	0-0	3-4	0-1	1	2	7	1	5	1	1	27
Farrakhan (G)	5-11	2-4	5-5	0-3	3	0	17	1	2	1	1	34
Harris (G)	2-6	0-2	1-2	1-5	6	4	5	0	1	1	1	30
Harrell (G)	8-12	0-1	4-6	1-3	4	1	20	1	1	0	0	35
Regan	0-0	0-0	0-0	0-0	0	0	0	0	0	2	0	9
Zeglinski	4-7	3-5	1-2	0-4	4	0	12	4	0	0	2	22
Baron	0-0	0-0	0-0	0-0	0	0	0	0	0	0	0	1
Mitchell	1-3	0-0	0-0	2-5	7	4	2	0	1	0	1	26
Rogers	0-0	0-0	0-0	0-0	0	0	0	0	0	0	0	1
				0-1	1							
TOTALS	22-44	5-12	14-19	5-25	30	16	63	7	11	6	6	200
	.500	.417	.737									

OREGON	22	26	48	Officials:	Jamie Luckie, Brian Dorsey, Tim Kelly
VIRGINIA	25	38	63	Technical:	none
				Attendance:	9,708

SEATTLE 59 December 22, 2010
VIRGINIA 53 John Paul Jones Arena • Charlottesville, Va.

SEATTLE (5-10)

Player	FG	3FG	FT	O-D	Reb	PF	Pts	A	TO	Blk	Stl	Min
Broussard (F)	7-11	1-3	0-1	2-8	10	1	15	2	2	0	0	39
Jones (F)	2-4	0-1	1-2	0-0	0	5	5	1	1	0	1	11
Lever (G)	0-1	0-0	2-2	3-5	8	0	2	0	0	0	2	32
Carter (G)	6-14	4-8	3-6	0-3	3	4	19	2	3	0	1	25
Rasmussen (G)	1-2	0-1	0-0	0-2	2	1	2	0	1	0	0	32
Burrell	4-8	0-0	0-1	0-1	1	0	8	0	4	0	2	21
Durham	4-5	0-0	0-1	1-1	2	4	8	0	1	1	0	19
McLaughlin	0-1	0-1	0-0	0-0	0	2	0	0	0	0	0	7
Gilmore	0-2	0-0	0-0	0-2	2	3	0	0	2	0	0	14
				3-5	8							
TOTALS	24-48	5-14	6-13	9-27	36	20	59	5	14	1	6	200
	.500	.357	.462									

VIRGINIA (8-4)

Player	FG	3FG	FT	O-D	Reb	PF	Pts	A	TO	Blk	Stl	Min
Mitchell (F)	0-0	0-0	0-0	0-1	1	0	0	2	0	1	0	13
Sene (C)	0-1	0-0	0-0	1-2	3	1	0	0	0	0	0	19
Farrakhan (G)	1-12	0-7	4-4	0-1	1	2	6	0	0	0	0	29
Harris (G)	2-5	0-2	2-2	2-3	5	3	6	1	3	1	0	26
Zeglinski (G)	3-11	1-7	2-3	0-4	4	3	9	2	0	0	3	22
Evans	1-3	0-0	2-4	2-1	3	2	4	0	2	1	1	23
Regan	0-2	0-1	0-0	1-1	2	0	0	0	0	0	0	2
Baron	0-1	0-1	0-0	0-0	0	0	0	0	0	0	0	1
Scott	3-7	0-0	6-7	4-4	8	1	12	1	4	2	1	31
Harrell	6-11	1-2	3-3	1-3	4	3	16	0	0	0	1	34
				1-0	1							
TOTALS	16-53	2-20	19-23	12-20	32	15	53	6	9	5	6 </	

2010-11 VIRGINIA MEN'S BASKETBALL GAME NOTES

IOWA STATE **60** December 30, 2010
VIRGINIA **47** John Paul Jones Arena • Charlottesville, Va.

IOWA STATE (12-2)

Player	FG	3FG	FT	O-D	Reb	PF	Pts	A	TO	Blk	Stl	Min
Ejim (F)	4-11	0-2	2-4	2-6	8	3	10	1	1	0	1	34
Vanderbeken (F)	9-12	5-8	1-1	2-6	8	2	24	0	1	2	0	32
Anderson (G)	1-2	0-1	0-0	1-7	8	1	2	2	4	0	0	25
Garrett (G)	4-13	0-3	1-4	1-7	8	2	9	8	4	0	3	40
Christopherson (G)	5-12	3-7	1-1	0-1	1	0	14	2	0	0	0	35
Palo	0-0	0-0	1-3	0-2	2	2	1	1	0	0	1	20
Godfrey	0-0	0-0	0-0	0-1	1	2	0	0	0	1	0	14
				0-1	1							
TOTALS	23-50	8-21	6-13	6-31	37	12	60	14	10	3	5	200
	.460	.381	.462									

VIRGINIA (8-5)

Player	FG	3FG	FT	O-D	Reb	PF	Pts	A	TO	Blk	Stl	Min
Sherrill (F)	2-6	0-3	0-0	5-4	9	3	4	0	0	0	0	23
Sene (C)	3-6	0-0	1-1	2-1	3	2	7	0	1	0	0	19
Evans (G)	2-5	0-1	0-1	0-1	1	2	4	2	0	0	2	26
Farrakhan (G)	2-10	0-4	2-2	0-2	2	0	6	0	3	0	1	23
Harris (G)	2-10	0-5	0-1	1-3	4	1	4	4	1	0	0	26
Regan	3-4	0-0	1-2	1-1	2	1	7	0	0	0	0	18
Zeglinski	1-3	1-3	0-0	2-3	5	1	3	0	2	0	0	13
Baron	1-6	1-5	0-0	0-2	2	2	3	1	1	0	1	20
Harrell	4-9	1-2	0-0	1-2	3	2	9	0	0	0	0	20
Mitchell	0-3	0-1	0-0	1-4	5	1	0	2	1	0	1	12
				1-1	2							
TOTALS	20-62	3-24	4-7	14-24	38	15	47	9	9	0	5	200
	.323	.125	.571									

IOWA STATE	24	36	60	Officials:	Mark Whitehead, Paul Janssen, Kipp Kissinger
VIRGINIA	15	32	47	Technical:	none
				Attendance:	10,032

VIRGINIA **64** January 2, 2011
LSU **50** John Paul Jones Arena • Charlottesville, Va.

LSU (8-7)

Player	FG	3FG	FT	O-D	Reb	PF	Pts	A	TO	Blk	Stl	Min
White (F)	3-9	0-0	5-5	3-3	6	3	11	1	2	0	0	33
Ludwig (F)	0-1	0-0	1-2	1-3	4	0	1	1	0	0	0	18
Stringer (G)	2-6	1-3	1-2	0-2	2	0	6	1	2	0	1	35
Turner (G)	5-13	1-5	0-2	0-5	5	4	11	1	2	1	1	30
Dotson (G)	1-7	1-2	4-4	1-3	4	3	7	1	1	1	0	27
Green	6-9	0-1	0-2	2-3	5	2	12	0	3	1	1	27
Bass	1-5	0-2	0-0	2-1	3	2	2	2	2	0	0	22
Courtney	0-0	0-0	0-0	0-0	0	0	0	0	0	0	0	1
Derenbecker	0-1	0-0	0-0	0-0	0	1	0	0	0	0	0	6
Populist	0-0	0-0	0-0	0-0	0	0	0	0	0	0	0	1
				3-0	3							
TOTALS	18-51	3-13	11-17	12-20	32	15	50	7	12	3	3	200
	.353	.231	.647									

VIRGINIA (9-5)

Player	FG	3FG	FT	O-D	Reb	PF	Pts	A	TO	Blk	Stl	Min
Sherrill (F)	3-4	2-2	0-0	1-4	5	3	8	1	1	1	1	24
Sene (C)	0-0	0-0	0-0	2-4	6	4	0	0	2	1	1	19
Evans (G)	4-7	0-1	0-0	0-4	4	1	8	6	0	0	3	32
Harris (G)	2-9	2-5	3-4	2-3	5	1	9	0	2	2	1	21
Harrell (G)	4-9	1-3	6-7	1-2	3	3	15	0	1	0	0	26
Farrakhan	2-6	1-5	6-8	1-2	3	0	11	2	1	0	0	25
Regan	2-8	0-1	0-0	3-1	4	0	4	0	1	2	0	19
Zeglinski	0-3	0-2	0-0	0-1	1	0	0	0	2	0	0	15
Mitchell	4-6	0-0	1-2	2-1	3	3	9	1	1	0	0	19
				1-1	2							
TOTALS	21-52	6-19	16-21	13-23	36	15	64	10	11	6	6	200
	.404	.316	.762									

LSU	22	28	50	Officials:	Jamie Luckie, Roger Ayers, Les Jones
VIRGINIA	26	38	64	Technical:	LSU coach Trent Johnson
				Attendance:	10,049

VIRGINIA **84** January 4, 2011
HOWARD **63** John Paul Jones Arena • Charlottesville, Va.

HOWARD (2-11)

Player	FG	3FG	FT	O-D	Reb	PF	Pts	A	TO	Blk	Stl	Min
Phillips (F)	9-15	0-1	3-6	2-2	4	1	21	1	3	1	1	37
Collins (F)	5-9	5-8	0-0	0-4	4	1	15	3	2	0	0	36
Leary (C)	1-5	0-0	1-2	1-3	4	3	3	0	5	0	2	32
Dickerson (G)	3-5	3-5	2-3	1-1	2	2	11	0	1	0	0	32
Riley (G)	5-9	0-2	1-1	3-1	4	3	11	4	4	0	1	36
Salley	0-0	0-0	0-0	0-1	1	1	0	0	0	0	0	3
Cuffee	0-1	0-1	0-0	0-0	0	0	0	0	0	0	0	9
Lawrence	1-1	0-0	0-0	0-1	1	0	2	0	2	0	1	12
Naves	0-0	0-0	0-0	1-0	1	0	0	0	0	0	0	3
				2-0	2							
TOTALS	24-45	8-17	7-12	10-13	23	11	63	8	18	1	5	200
	.533	.471	.583									

VIRGINIA (10-5)

Player	FG	3FG	FT	O-D	Reb	PF	Pts	A	TO	Blk	Stl	Min
Sherrill (F)	0-1	0-0	0-0	0-0	0	0	0	0	0	0	0	4
Sene (C)	4-4	0-0	1-1	2-3	5	1	9	1	0	0	0	16
Evans (G)	0-2	0-0	0-0	0-0	0	2	0	10	2	0	3	25
Farrakhan (G)	11-12	8-9	1-2	0-1	1	0	31	0	2	0	0	28
Harrell (G)	6-9	1-3	1-2	1-0	1	1	14	1	2	0	0	28
Regan	1-1	0-0	0-1	0-0	0	2	0	1	0	0	0	7
Harris	5-6	5-6	1-2	0-0	0	2	16	1	1	0	2	21
Zeglinski	3-7	2-4	0-0	0-4	4	1	8	2	1	0	2	28
Baron	0-1	0-1	0-0	0-0	0	2	0	2	0	0	0	13
Mitchell	2-3	0-0	0-0	0-3	3	3	4	3	1	0	3	26
Rogers	0-2	0-2	0-0	0-0	0	0	0	0	0	0	0	4
				1-2	3							
TOTALS	32-48	16-25	4-8	4-13	17	12	84	20	10	0	10	200
	.667	.640	.500									

HOWARD	32	31	63	Officials:	Sean Hull, Bernard Clinton, John Gaffney
VIRGINIA	45	39	84	Technical:	none
				Attendance:	7,687

N. CAROLINA **62** January 8, 2011
VIRGINIA **56** John Paul Jones Arena • Charlottesville, Va.

NORTH CAROLINA (11-4, 1-0)

Player	FG	3FG	FT	O-D	Reb	PF	Pts	A	TO	Blk	Stl	Min
Henson (F)	4-7	0-0	0-2	1-4	5	1	8	0	0	0	2	20
Barnes (F)	4-9	0-1	1-2	0-3	3	0	9	0	1	2	0	26
Zeller (F)	4-10	0-0	4-4	4-1	5	2	12	0	1	1	0	31
Strickland (G)	1-3	0-1	5-6	2-4	6	1	7	1	2	0	0	23
Drew (G)	1-5	1-3	2-2	0-3	3	3	5	2	3	0	2	24
McDonald	3-7	1-3	0-1	0-3	3	1	7	1	1	0	0	17
Marshall	2-5	0-0	1-2	0-0	0	0	5	2	0	0	2	16
Watts	0-3	0-1	1-2	1-3	4	1	1	0	0	0	0	16
Knox	0-2	0-0	4-4	2-1	3	2	4	1	0	0	1	13
Bullock	1-3	1-2	1-2	0-5	5	2	4	0	0	0	0	14
				1-1	2							
TOTALS	20-54	3-11	19-27	11-28	39	13	62	7	8	3	7	200
	.370	.273	.704									

VIRGINIA (10-6, 1-1)

Player	FG	3FG	FT	O-D	Reb	PF	Pts	A	TO	Blk	Stl	Min
Sherrill (F)	1-4</											

2010-11 VIRGINIA MEN'S BASKETBALL GAME NOTES

#1 DUKE 76 January 15, 2011
VIRGINIA 60 Cameron Indoor Stadium • Durham, N.C.

VIRGINIA (10-7, 1-2)

Player	FG	3FG	FT	O-D	Reb	PF	Pts	A	TO	Blk	Stl	Min
Sherrill (F)	2-7	0-4	0-0	0-2	2	1	4	0	1	0	0	14
Sene (C)	3-6	0-0	2-2	4-1	5	4	8	0	2	1	1	20
Evans (G)	2-8	0-0	2-4	0-3	3	3	6	3	3	0	2	34
Farrakhan (G)	4-7	3-3	4-5	0-3	3	0	15	2	1	0	2	32
Harrell (G)	1-6	0-0	0-3	0-2	2	2	2	2	2	0	0	26
Regan	0-0	0-0	0-0	1-0	1	0	0	0	0	0	0	3
Harris	4-8	3-5	4-4	2-2	4	4	15	0	3	0	1	28
Zeglinski	2-6	0-2	4-5	1-2	3	1	8	1	0	0	0	18
Baron	0-1	0-1	0-0	0-0	0	0	0	0	0	0	0	2
Mitchell	1-6	0-1	0-0	1-1	2	3	2	0	1	0	1	22
Rogers	0-0	0-0	0-0	0-0	0	0	0	0	0	0	0	1
TOTALS	19-55	6-16	16-23	12-19	31	18	60	8	13	1	7	200
	.345	.375	.696									

DUKE (16-1, 3-1)

Player	FG	3FG	FT	O-D	Reb	PF	Pts	A	TO	Blk	Stl	Min
Ma. Plumlee (F)	2-5	0-0	1-3	6-10	16	2	5	0	4	2	0	28
Singler (F)	5-9	1-4	2-2	3-1	4	3	13	2	1	2	0	39
Kelly (F)	4-7	0-0	0-0	0-3	3	2	8	0	0	1	0	18
Smith (G)	10-19	1-6	8-9	0-7	7	2	29	6	5	0	3	39
Dawkins (G)	5-11	3-8	1-1	0-2	2	2	14	2	1	1	0	32
Thornton	0-1	0-0	0-0	0-0	0	2	0	1	2	0	0	9
Hairston	0-0	0-0	0-0	0-0	0	0	0	0	0	0	0	4
Mil. Plumlee	0-0	0-0	0-0	1-1	2	1	0	0	1	0	0	4
Curry	1-6	0-2	5-5	2-4	6	2	7	2	1	0	1	27
TOTALS	27-58	5-20	17-20	14-28	42	16	76	13	15	6	4	200
	.466	.250	.850									

VIRGINIA	31	29	60
DUKE	25	51	76

Officials: Jamie Luckie, Brian Dorsey, Sean Hull
 Technicals: none
 Attendance: 9,314

VIRGINIA 72 January 22, 2011
GEORGIA TECH 64 John Paul Jones Arena • Charlottesville, Va.

GEORGIA TECH (9-9, 2-3)

Player	FG	3FG	FT	O-D	Reb	PF	Pts	A	TO	Blk	Stl	Min
Oliver (F)	5-9	2-4	1-1	1-2	3	3	13	0	0	0	0	28
D.Miller (C)	6-8	0-0	0-0	2-4	6	4	12	1	2	0	1	30
Shumpert (G)	5-12	1-2	8-13	4-5	9	4	19	4	3	0	1	33
M.Miller (G)	3-4	0-0	1-1	0-2	2	1	7	1	1	0	1	24
Rice (G)	2-11	1-3	0-0	3-3	6	4	5	3	2	0	1	34
Udofia	1-3	0-0	0-0	0-0	0	4	2	0	0	0	1	16
Foreman	0-0	0-0	0-0	0-0	0	1	0	0	0	0	0	3
Storrs	0-0	0-0	0-0	0-0	0	2	0	0	0	0	0	2
Morris	3-5	0-1	0-0	0-1	1	1	6	0	2	0	0	21
Hicks	0-0	0-0	0-0	0-1	1	2	0	0	1	0	0	9
TOTALS	25-52	4-10	10-15	10-20	30	26	64	9	11	0	5	200
	.481	.400	.667									

VIRGINIA (11-8, 2-3)

Player	FG	3FG	FT	O-D	Reb	PF	Pts	A	TO	Blk	Stl	Min
Sene (C)	2-3	0-0	0-1	1-4	5	4	4	0	2	1	0	23
Evans (G)	0-3	0-0	3-6	0-2	2	3	3	5	2	0	2	31
Farrakhan (G)	6-10	2-4	9-11	0-3	3	3	23	5	3	0	0	37
Harris (G)	3-6	3-5	2-3	2-6	8	2	11	2	0	0	0	32
Harrell (G)	5-8	3-4	4-6	1-2	3	0	17	3	1	0	0	32
Zeglinski	2-5	2-2	0-0	0-1	1	2	6	1	0	0	2	20
Sherrill	2-3	0-0	1-1	0-0	0	1	5	0	1	0	2	15
Mitchell	0-2	0-0	3-4	2-1	3	2	3	0	1	0	0	10
TOTALS	20-40	10-15	22-32	6-20	26	17	72	16	10	1	6	200
	.500	.667	.688									

GEORGIA TECH	29	35	64
VIRGINIA	43	29	72

Officials: Mike Eades, Jeff Clark, Tim Kelly
 Technicals: Evans (UVA), M.Miller (GT)
 Attendance: 11,885

BOSTON COLLEGE 70 January 19, 2011
VIRGINIA 67 Conte Forum • Chestnut Hill, Mass.

VIRGINIA (10-8, 1-3)

Player	FG	3FG	FT	O-D	Reb	PF	Pts	A	TO	Blk	Stl	Min
Sherrill (F)	0-1	0-1	0-0	0-0	0	2	0	0	0	0	0	6
Sene (C)	4-5	0-0	3-6	6-3	9	1	11	0	0	5	0	32
Evans (G)	3-14	0-0	0-0	2-2	4	4	6	2	1	0	0	26
Farrakhan (G)	5-9	1-3	3-4	1-6	7	5	14	4	2	0	0	36
Harrell (G)	5-8	3-4	0-0	0-1	1	2	13	1	1	0	1	29
Harris	4-9	3-7	0-0	0-4	4	5	11	1	1	0	0	20
Zeglinski	2-8	2-7	0-0	1-5	6	0	6	3	0	0	1	27
Baron	0-0	0-0	0-0	0-1	1	2	0	0	1	0	0	5
Mitchell	2-3	0-1	2-2	1-0	1	0	6	1	1	0	0	19
TOTALS	25-57	9-23	8-12	12-22	34	21	67	12	7	5	2	200
	.439	.391	.667									

BOSTON COLLEGE (14-5, 4-1)

Player	FG	3FG	FT	O-D	Reb	PF	Pts	A	TO	Blk	Stl	Min
Trapani (F)	7-14	0-3	4-5	2-4	6	1	18	0	0	1	0	31
Southern (C)	3-4	0-0	1-2	1-4	5	2	7	4	0	0	0	17
Jackson (G)	4-12	2-6	6-6	4-3	7	2	16	7	0	0	1	33
Paris (G)	3-8	2-5	4-4	0-3	3	0	12	1	1	0	1	31
Rubin (G)	0-1	0-1	0-0	0-1	1	2	0	0	1	2	0	15
Moton	0-1	0-0	0-0	0-0	0	1	0	0	0	0	1	8
Raji	3-8	1-4	3-4	0-5	5	1	10	0	3	0	0	29
Cahill	0-0	0-0	0-0	0-1	1	0	0	0	0	0	0	8
Elmore	1-3	1-2	2-2	1-0	1	1	5	0	0	0	0	22
Dunn	1-3	0-0	0-2	2-1	3	1	2	0	0	0	0	6
TOTALS	22-54	6-21	20-25	11-23	34	11	70	12	5	3	3	200
	.407	.286	.800									

VIRGINIA	28	39	67
BOSTON COLLEGE	34	36	70

Officials: Roger Ayers, Les Jones, Bernard Clinton
 Technicals: none
 Attendance: 4,628

MARYLAND 66 January 27, 2011
VIRGINIA 42 John Paul Jones Arena • Charlottesville, Va.

MARYLAND (13-7, 3-3)

Player	FG	3FG	FT	O-D	Reb	PF	Pts	A	TO	Blk	Stl	Min
Williams (F)	2-5	0-0	0-0	1-5	6	2	4	3	3	1	1	32
Gregory (F)	4-6	0-0	0-0	1-4	5	2	8	0	2	1	0	36
Bowie (G)	8-13	3-5	3-5	0-3	3	2	22	2	3	0	4	32
Stoglin (G)	3-7	1-4	0-0	0-1	1	1	7	3	1	0	0	19
Mosley (G)	0-3	0-0	0-0	0-5	5	2	0	1	1	0	1	24
Wejcs	1-1	0-0	0-0	0-0	0	0	2	0	0	0	0	1
Parker	0-0	0-0	0-0	0-0	0	0	0	0	0	0	0	1
Palsson	0-1	0-0	0-0	0-0	0	1	0	0	0	0	0	9
Howard	4-5	1-1	0-0	0-3	3	2	9	4	0	0	2	21
Tucker	5-9	2-5	1-1	0-3	3	1	13	1	1	0	0	23
Padgett	0-0	0-0	1-2	0-1	1	1	1	0	0	0	0	2
TOTALS	27-50	7-15	5-8	2-26	28	14	66	14	11	2	8	200
	.540	.467	.625									

VIRGINIA (11-9, 2-4)

Player	FG	3FG	FT	O-D	Reb	PF	Pts	A	TO	Blk	Stl	Min
Sene (C)	2-4	0-0	1-2	5-10	15	2	5	0	6	1	0	33
Evans (G)	2-5	1-1	1-2	0-1	1	4	6	1	2	0	0	22
Farrakhan (G)	3-10	0-3	2-5	0-3	3	3	8	2	4	0	0	29
Harris (G)	3-8	2-5	0-0	0-4	4	1	8	1	1	1	0	35
Harrell (G)	2-11	0-2	1-2	0-0	0	1	5	0	0	0	1	25
Regan	1-1	0-0	0-0	0-0	0	0	2	0	0	0	0	1
Zeglinski	1-4	1-3	0-0	0-2	2	0	3	3	1	0	2	26
Baron	0-1	0-1	0-0	0-0	0	0	0	0	1	0	0	8
Sherrill	1-2	0-1	0-0	0-1	1	0	2	0	0	1	0	14
Mitchell	1-2	0-1	1-2	0-0	0	1	3	1	0	0	0	6
Rogers	0-0	0-0	0-0	0-0	0	0	0	0	0	0	0	1
TOTALS	16-48	4-17	6-13	7-22	29	12	42	8	15	3	3	200
	.333	.235	.462									

MARYLAND	26	40	66
VIRGINIA	21	21	42

Officials: Bryan Kersey, Karl Hess, John Cahill
 Technicals: none
 Attendance: 10,257

2010-11 VIRGINIA MEN'S BASKETBALL GAME NOTES

WAKE FOREST 76 January 29, 2011
VIRGINIA 71 Joel Coliseum • Winston-Salem, N.C.

VIRGINIA (11-10, 2-5)

Player	FG	3FG	FT	O-D	Reb	PF	Pts	A	TO	Blk	Stl	Min
Sene (C)	6-10	0-0	3-8	5-8	13	3	15	0	2	0	1	33
Evans (G)	5-6	0-0	0-0	0-4	4	2	10	3	1	0	1	31
Farrakhan (G)	5-13	1-5	2-3	0-3	3	2	13	1	2	0	0	36
Harris (G)	5-11	2-7	2-2	2-1	3	3	14	2	2	0	0	37
Harrell (G)	3-7	2-2	0-0	0-1	1	2	8	0	2	0	0	25
Zeglinski	4-8	3-6	0-1	1-2	3	4	11	4	1	0	0	24
Sherrill	0-0	0-0	0-0	1-1	2	3	0	1	0	0	0	7
Mitchell	0-1	0-0	0-0	0-1	1	0	0	0	0	0	1	7
				0-1	1				1			
TOTALS	28-56	8-20	7-14	9-22	31	19	71	11	11	0	3	200
	.500	.400	.500									

WAKE FOREST (8-13, 1-5)

Player	FG	3FG	FT	O-D	Reb	PF	Pts	A	TO	Blk	Stl	Min
Stewart (F)	4-9	1-3	3-4	0-4	4	3	12	2	0	0	0	31
McKie (F)	4-6	1-2	3-3	1-9	10	4	12	0	2	3	2	32
Desrosiers (C)	2-3	1-1	0-0	0-2	2	1	5	0	0	0	0	16
Clark (G)	3-7	2-5	2-2	0-1	1	3	10	1	0	0	1	30
Harris (G)	2-8	1-1	10-10	0-6	6	1	15	7	3	0	0	34
Terrell	4-7	3-6	0-0	1-0	1	0	11	2	2	0	0	23
Chennault	0-4	0-1	0-0	1-0	1	1	0	1	1	0	0	7
Mescheriakov	0-0	0-0	0-0	0-0	0	1	0	0	1	0	0	4
Walker	5-6	0-0	1-2	1-0	1	0	11	1	0	1	1	23
				0-1	1							
TOTALS	24-50	9-19	19-21	4-23	27	14	76	14	9	4	4	200
	.480	.474	.905									

VIRGINIA	34	37	71
WAKE FOREST	32	44	76

Officials: Jamie Luckie, Ray Natili, Raymond Styons
 Technicals: none
 Attendance: 11,783

VIRGINIA 49 February 2, 2011
CLEMSON 47 John Paul Jones Arena • Charlottesville, Va.

CLEMSON (15-7, 4-4)

Player	FG	3FG	FT	O-D	Reb	PF	Pts	A	TO	Blk	Stl	Min
Narcisse (F)	0-0	0-0	1-2	0-2	2	4	1	0	0	1	0	23
Booker (F)	3-8	1-3	0-0	4-3	7	3	7	0	2	1	0	29
Grant (F)	3-6	0-0	0-0	1-2	3	1	6	0	1	2	0	29
Stitt (G)	3-14	0-5	2-5	3-5	8	1	8	1	1	0	1	38
Young (G)	5-12	1-5	2-2	0-5	5	1	13	2	1	0	2	32
Anderson	1-3	0-0	0-0	1-1	2	1	2	1	2	0	1	10
Smith	0-2	0-1	0-0	0-0	0	3	0	1	0	0	2	15
Baciu	0-0	0-0	0-0	0-0	0	0	0	0	0	0	0	0+
Stanton	0-2	0-2	1-2	0-0	0	0	1	0	1	0	0	7
Jennings	4-10	1-2	0-0	4-2	6	3	9	0	5	1	1	17
Hopkins	0-0	0-0	0-0	0-0	0	0	0	0	0	0	0	0+
				5-1	6							
TOTALS	19-57	3-18	6-11	18-21	39	17	47	5	13	5	7	200
	.333	.167	.545									

VIRGINIA (12-10, 3-5)

Player	FG	3FG	FT	O-D	Reb	PF	Pts	A	TO	Blk	Stl	Min
Sene (C)	0-2	0-0	1-2	1-3	4	3	1	0	2	4	0	28
Evans (G)	3-5	0-0	0-1	0-2	2	3	6	2	1	0	2	35
Farrakhan (G)	6-11	3-6	6-6	0-6	6	0	21	2	3	1	0	35
Harris (G)	0-4	0-4	0-0	0-2	2	3	0	2	2	0	0	20
Zeglinski (G)	4-10	4-7	0-0	0-5	5	3	12	2	4	0	3	35
Sherrill	1-6	0-3	0-0	1-1	2	0	2	2	0	1	1	20
Harrell	2-4	0-1	0-0	0-0	0	1	4	0	1	0	0	13
Mitchell	1-1	0-0	1-2	2-3	5	1	3	1	2	0	1	14
				3-2	5							
TOTALS	17-43	7-21	8-11	7-24	31	14	49	9	15	6	7	200
	.395	.333	.727									

CLEMSON	13	34	47
VIRGINIA	29	20	49

Officials: Dwayne Gladden, Ed Corbett, Alan Spainhour
 Technicals: none
 Attendance: 8,684

MIAMI 70 February 5, 2011
VIRGINIA 68 OT BankUnited Center • Coral Gables, Fla.

VIRGINIA (12-11, 3-6)

Player	FG	3FG	FT	O-D	Reb	PF	Pts	A	TO	Blk	Stl	Min
Sene (C)	3-5	0-0	0-3	0-8	8	3	6	0	2	2	0	28
Evans (G)	3-7	1-1	2-2	0-5	5	1	9	5	1	0	2	31
Farrakhan (G)	7-11	2-4	4-9	0-3	3	4	20	1	4	0	1	38
Harris (G)	6-12	4-6	2-6	1-2	3	0	18	2	1	0	3	41
Zeglinski (G)	4-8	3-6	0-0	0-5	5	5	11	4	2	3	0	30
Sherrill	1-1	1-1	0-0	0-0	0	2	3	0	0	0	0	18
Harrell	0-5	0-1	1-2	0-1	1	0	1	2	0	1	1	21
Mitchell	0-2	0-0	0-0	0-0	0	3	0	3	0	0	1	18
				0-4	4							
TOTALS	24-51	11-19	9-22	1-28	29	18	68	17	11	6	8	225
	.471	.579	.409									

MIAMI (14-9, 3-6)

Player	FG	3FG	FT	O-D	Reb	PF	Pts	A	TO	Blk	Stl	Min
Swoope (F)	0-0	0-0	0-0	0-1	1	0	0	0	0	0	0	6
Johnson (C)	6-11	0-0	4-6	1-7	8	4	16	1	3	2	1	34
Scott (G)	3-11	0-2	1-2	3-3	6	5	7	1	3	0	0	35
Grant (G)	3-9	2-6	3-5	0-1	1	2	11	3	3	0	0	37
Adams (G)	2-7	0-1	4-4	2-7	9	2	8	2	3	0	1	40
Brown	2-4	1-2	3-3	0-3	3	3	8	0	0	1	0	24
Thomas	6-14	6-12	2-2	2-8	10	0	20	1	1	1	0	38
Gamble	0-0	0-0	0-0	0-1	1	1	0	0	0	0	0	11
				1-1	2							
TOTALS	22-56	9-23	17-22	9-32	41	17	70	8	13	4	2	225
	.393	.391	.773									

VIRGINIA	23	33	12	68
MIAMI	20	36	14	70

Officials: Roger Ayers, Sean Hull, Jerry Heater
 Technicals: Miami coach Frank Haith
 Attendance: 4,766

FLORIDA STATE 63 February 12, 2011
VIRGINIA 56 Donald L. Tucker Center • Tallahassee, Fla.

VIRGINIA (12-12, 3-7)

Player	FG	3FG	FT	O-D	Reb	PF	Pts	A	TO	Blk	Stl	Min
Sene (C)	0-1	0-0	2-2	0-4	4	4	2	0	0	1	2	28
Evans (G)	1-6	0-0	0-0	3-2	5	2	2	5	5	0	3	32
Farrakhan (G)	3-15	1-9	0-0	1-2	3	1	7	0	1	0	0	28
Harris (G)	6-14	4-9	1-2	1-6	7	5	17	2	1	1	0	35
Zeglinski (G)	7-16	5-11	0-0	1-1	2	3	19	2	3	0	2	33
Regan	0-0	0-0	0-0	0-0	0	1	0	0	0	0	0	5
Harrell	1-6	1-1	2-2	1-2	3	0	5	2	0	0	1	21
Mitchell	1-2	0-0	2-2	0-2	2	2	4	1	0	0	3	18
				2-1	3							
TOTALS	19-60	11-30	7-8	9-20	29	18	56	12	10	2	11	200
	.317	.367	.875									

FLORIDA STATE (18-7, 8-3)

Player	FG	3FG	FT	O-D	Reb	PF	Pts	A	TO	Blk	Stl	Min
James (F)	2-3	0-0	3-5	2-6	8	1	7	0	0	5	1	20
White (F)	1-4	0-0	1-1	0-3	3	5	3	0	2	0	1	18
Singleton (F)	4-4	1-1	2-2	0-1	1	1	11	0	1	1	1	10
Snaer (G)	5-11	2-5	4-4	0-8	8	0	16	2	2	0	0	32
Kitchen (G)	1-5	0-0	1-2	1-1	2	1	3	4	2	0	1	33
Gibson	1-3	0-1	0-0	1-1	2	0	2	1	1	0	0	12
Loucks	0-2	0-2	3-4									

2010-11 VIRGINIA MEN'S BASKETBALL GAME NOTES

#5 DUKE **56** February 16, 2011
VIRGINIA **41** John Paul Jones Arena • Charlottesville, Va.

DUKE (24-2, 11-1)

Player	FG	3FG	FT	O-D	Reb	PF	Pts	A	TO	Blk	Stl	Min
Ma. Plumlee (F)	4-5	0-0	1-2	2-7	9	4	9	3	3	1	1	23
Singler (F)	1-5	0-2	0-0	0-4	4	4	2	2	5	0	0	23
Kelly (F)	5-7	1-1	0-0	1-4	5	0	11	0	1	4	1	33
Smith (G)	9-17	2-5	2-3	1-6	7	1	22	4	4	0	1	36
Curry (G)	2-8	1-5	2-2	0-4	4	3	7	3	3	1	3	39
Thornton	0-0	0-0	0-0	0-0	0	0	0	1	0	0	0	5
Hairston	0-0	0-0	0-0	0-0	0	0	0	0	0	0	0	2
Dawkins	1-3	1-3	0-0	0-3	3	1	3	0	0	0	0	26
Mt. Plumlee	1-1	0-0	0-2	1-5	6	0	2	0	1	0	0	13
				0-1	1							
TOTALS	23-46	5-16	5-9	5-34	39	13	56	12	18	6	6	200
	.500	.313	.556									

VIRGINIA (12-13, 3-8)

Player	FG	3FG	FT	O-D	Reb	PF	Pts	A	TO	Blk	Stl	Min
Sene (C)	2-5	0-0	1-2	2-2	4	4	5	1	2	1	0	23
Evans (G)	3-7	0-0	0-0	1-0	1	1	6	0	2	0	1	20
Farrakhan (G)	4-14	1-2	2-3	1-2	3	1	11	0	5	0	0	33
Harris (G)	2-11	2-6	2-2	1-6	7	1	8	2	1	1	0	37
Zeglinski (G)	1-7	0-2	0-0	1-4	5	2	2	4	0	0	2	35
Regan	0-0	0-0	0-0	0-0	0	0	0	0	0	0	0	2
Harrell	3-8	0-2	1-2	0-2	2	2	7	0	1	0	0	26
Mitchell	1-4	0-0	0-0	1-4	5	2	2	1	1	0	3	24
				2-0	2							
TOTALS	16-56	3-12	6-9	9-20	29	13	41	8	12	2	6	200
	.286	.250	.667									

DUKE	34	22	56
VIRGINIA	26	15	41

Officials: Les Jones, Jamie Luckie, Mike Eades
 Technicals: none
 Attendance: 14,149

VIRGINIA **61** February 19, 2011
VIRGINIA TECH **54** John Paul Jones Arena • Charlottesville, Va.

VIRGINIA TECH (17-8, 7-5)

Player	FG	3FG	FT	O-D	Reb	PF	Pts	A	TO	Blk	Stl	Min
Allen (F)	5-9	0-0	1-1	2-13	15	4	11	0	2	0	4	40-
Bell (F)	0-2	0-1	2-2	0-2	2	1	2	2	3	0	1	36
Davila (F)	3-5	0-0	1-2	2-5	7	1	7	0	4	4	0	39
Green (G)	5-11	1-4	1-1	0-2	2	5	12	2	2	0	2	40-
Delaney (G)	8-22	6-15	0-1	1-0	1	4	22	3	1	0	2	40
Garland	0-1	0-1	0-0	0-0	0	1	0	0	0	0	0	0+
Atkins	0-2	0-1	0-0	0-0	0	0	0	0	0	0	0	5
				1-2	3							
TOTALS	21-52	7-22	5-7	6-24	30	16	54	7	12	4	9	200
	.404	.318	.714									

VIRGINIA (13-13, 4-8)

Player	FG	3FG	FT	O-D	Reb	PF	Pts	A	TO	Blk	Stl	Min
Sene (C)	3-4	0-0	1-2	2-5	7	4	7	1	1	0	0	23
Evans (G)	3-6	1-3	0-0	0-1	1	3	7	5	3	0	0	31
Farrakhan (G)	5-12	3-7	3-4	1-0	1	2	16	1	4	1	0	25
Harris (G)	4-8	4-7	3-4	0-7	7	2	15	1	3	0	3	36
Zeglinski (G)	3-8	3-5	1-2	1-1	2	1	10	5	1	0	1	36
Regan	0-0	0-0	0-0	0-0	0	0	0	0	1	1	0	3
Harrell	1-4	0-1	0-0	0-3	3	1	2	0	0	0	0	18
Mitchell	2-4	0-0	0-1	0-7	7	0	4	0	1	1	0	28
				1-3	4							
TOTALS	21-46	11-23	8-13	5-27	32	13	61	13	14	3	4	200
	.457	.478	.615									

VIRGINIA TECH	23	31	54
VIRGINIA	28	33	61

Officials: Karl Hess, Ray Natili, Tim Kelly
 Technicals: none
 Attendance: 13,769

VIRGINIA **62** February 23, 2011
GEORGIA TECH **56** Alexander Memorial Coliseum • Atlanta, Ga.

VIRGINIA (14-13, 5-8)

Player	FG	3FG	FT	O-D	Reb	PF	Pts	A	TO	Blk	Stl	Min
Sene (C)	4-7	0-0	1-4	2-5	7	3	9	0	0	2	2	31
Evans (G)	3-7	0-0	3-3	0-2	2	3	9	7	1	0	2	34
Farrakhan (G)	3-9	2-4	9-10	0-2	2	3	17	2	4	0	1	36
Harris (G)	4-11	3-9	0-0	0-7	7	0	11	0	1	0	1	33
Zeglinski (G)	3-6	2-5	0-0	0-4	4	2	8	1	1	0	1	34
Sherrill	2-3	1-1	0-0	0-1	1	1	5	0	0	0	0	7
Harrell	0-1	0-0	0-0	0-0	0	3	0	1	0	0	0	6
Mitchell	1-4	0-0	1-2	1-0	1	1	3	3	0	0	0	19
				1-2	3							
TOTALS	20-48	8-19	14-19	4-23	27	16	62	14	7	2	7	200
	.417	.421	.737									

GEORGIA TECH (11-16, 3-10)

Player	FG	3FG	FT	O-D	Reb	PF	Pts	A	TO	Blk	Stl	Min
D.Miller (C)	3-8	0-0	1-1	2-3	5	2	7	1	0	4	0	32
Shumpert (G)	4-11	2-6	2-2	1-3	4	2	12	4	5	0	0	36
M.Miller (G)	4-5	1-2	1-2	0-2	2	5	10	1	1	0	1	19
Storrs (G)	2-10	1-7	0-0	2-4	6	1	5	3	1	0	0	25
Morris (G)	3-6	2-4	2-2	2-3	5	0	10	1	2	1	0	30
Udofia	2-6	2-4	0-4	3-2	5	1	6	2	0	0	0	23
Foreman	0-0	0-0	0-0	0-0	0	0	0	0	0	0	0	0+
Holsey	2-5	0-0	0-0	2-2	4	1	4	2	0	0	0	13
Rice	1-5	0-2	0-2	0-5	5	3	2	1	1	0	1	14
Hicks	0-0	0-0	0-0	0-1	1	1	0	0	0	1	0	8
				1-2	3							
TOTALS	21-56	8-25	6-13	13-27	40	16	56	15	10	6	2	200
	.375	.320	.462									

VIRGINIA	26	36	62
GEORGIA TECH	28	28	56

Officials: Ray Natili, Brian Dorsey, Sean Hull
 Technicals: none
 Attendance: 5,537

2010-11 VIRGINIA MEN'S BASKETBALL GAME NOTES

VIRGINIA TEAM AND INDIVIDUAL HIGHS FOR THE 2010-11 SEASON

Team		Individual	
Points:	87 at Minnesota	Points:	31 Mustapha Farrakhan vs. Howard
FG Att:	62 vs. Iowa State (20-62)	FG Att:	16 Sammy Zeglinski (7-16) at Florida State
FG Made:	32 vs. Howard (32-48)	FG Made:	11 Mustapha Farrakhan (11-12) vs. Howard
FG %:	66.7 vs. Howard (32-48)	FG %: *	91.7 Mustapha Farrakhan (11-12) vs. Howard
3-FG Att:	30 at Florida State (11-30)	3-FG Att:	11 Sammy Zeglinski (5-11) at Florida State
3-FG Made:	16 vs. Howard (16-25)	3-FG Made:	8 Mustapha Farrakhan (8-9) vs. Howard
3-FG %:	76.9 at Minnesota (10-13)	3-FG %: **	100.0 KT Harrell (3-3) vs. Radford Mustapha Farrakhan (3-3) at Duke ¹
FT Att:	32 vs. Georgia Tech ¹ (22-32)	FT Att:	15 Mike Scott (13-15) vs. Oklahoma
FT Made:	25 at Minnesota (25-30)	FT Made:	13 Mike Scott (13-15) vs. Oklahoma
FT %:	100.0 at Stanford (11-11)	FT %: *	100.0 Mike Scott (8-8) vs. Radford Mustapha Farrakhan (8-8) vs. Radford
Rebounds:	38 vs. Iowa State	Rebounds:	15 Mike Scott vs. Oklahoma Assane Sene vs. Maryland
Assists:	20 vs. Howard	Assists:	10 Jontel Evans vs. Howard
Turnovers:	18 at Stanford	Turnovers:	6 on three occasions
Blocks:	7 vs. Radford	Blocks:	5 Assane Sene at Boston College
Steals:	11 at Florida State	Steals:	3 on 13 occasions
Fouls:	22 vs. North Carolina		

OPPONENT TEAM AND INDIVIDUAL HIGHS FOR THE 2010-11 SEASON

Team		Individual	
Points:	106 by Washington	Points:	29 Nolan Smith (Duke ¹)
FG Att:	69 by Washington (40-69)	FG Att:	22 Malcolm Delaney (8-22, Virginia Tech ²)
FG Made:	40 by Washington (40-69)	FG Made:	10 Malcolm Delaney (10-15, Virginia Tech ¹) Nolan Smith (10-19, Duke ¹)
FG %:	58.0 by Washington (40-69)	FG %: *	100.0 Dwight Powell (5-5, Stanford)
3-FG Att:	26 by Washington (17-26)	3-FG Att:	15 Malcolm Delaney (6-15, Virginia Tech ²)
3-FG Made:	17 by William and Mary (7-26) by Washington (17-26)	3-FG Made:	6 Adrian Thomas (6-12, Miami) Malcolm Delaney (6-15, Virginia Tech ²)
3-FG %:	65.4 by Washington (17-26)	3-FG %: **	100.0 Tony Dukes (5-5, USC Upstate)
FT Att:	27 by North Carolina (19-27)	FT Att:	13 Iman Shumpert (8-13, Georgia Tech ¹)
FT Made:	20 by Boston College (20-25)	FT Made:	10 C.J. Harris (10-10, Wake Forest)
FT %:	100.0 by Virginia Tech ¹ (4-4)	FT %: *	100.0 C.J. Harris (10-10, Wake Forest)
Rebounds:	42 by Norfolk State by Duke ¹	Rebounds:	16 Mason Plumlee (Duke ¹)
Assists:	22 by Washington	Assists:	8 Diante Garrett (Iowa State)
Turnovers:	19 by Radford	Turnovers:	5 on six occasions
Blocks:	7 by Minnesota, Virginia Tech ¹	Blocks:	5 Trevor Mbakwe (Minnesota) Bernard James (Florida State)
Steals:	9 by Virginia Tech ²	Steals:	6 Justin Holiday (Washington)
Fouls:	26 by Georgia Tech ¹		

VIRGINIA AND OPPONENT TEAM LOWS FOR THE 2010-11 SEASON

Virginia		Opponent	
Points:	41 vs. Duke ²	Points:	44 by Radford
FG Att:	40 vs. Georgia Tech ¹ (20-40)	FG Att:	44 by USC Upstate (19-44), Radford (17-44)
FG Made:	13 vs. Radford (13-47)	FG Made:	17 by Radford (17-44), by Norfolk State (17-56)
FG %:	27.7 vs. Radford (13-47)	FG %:	30.4 by Norfolk State (17-56)
3-FG Att:	12 on three occasions	3-FG Att:	10 by Radford (4-10) by Georgia Tech ¹ (4-10)
3-FG Made:	2 vs. Seattle (2-20)	3-FG Made:	2 by Norfolk State (2-16)
3-FG %:	10.0 vs. Seattle (2-20)	3-FG %:	12.5 by Norfolk State (2-16)
FT Att:	7 vs. Iowa State (4-7)	FT Att:	4 by Virginia Tech ¹ (4-4)
FT Made:	4 vs. Iowa State (4-7), vs. Howard (4-8)	FT Made:	4 by Virginia Tech ¹ (4-4)
FT %:	40.9 at Miami (9-22)	FT %:	42.9 by Stanford (6-14)
Rebounds:	17 vs. Howard	Rebounds:	18 by USC Upstate
Assists:	6 vs. Seattle	Assists:	5 by Seattle, Clemson
Turnovers:	7 at Boston College, at Georgia Tech ²	Turnovers:	5 by Boston College
Blocks:	0 on three occasions	Blocks:	0 by Georgia Tech ¹
Steals:	2 at Boston College	Steals:	2 on three occasions
Fouls:	12 on three occasions	Fouls:	11 by Howard, Boston College

* - min 5 attempts

** - min 3 attempts

2010-11 VIRGINIA MEN'S BASKETBALL GAME NOTES

THE CAVALIERS' RECORD IN 2010-11 WHEN UVa:

leads at halftime.....	12-4
trails at halftime.....	2-9
tied at halftime.....	0-0
goes into overtime.....	0-1
leads by 10 or more points.....	12-4
trails by 10 or more points.....	1-10
shoots 50% or better.....	5-1
shoots less than 50%.....	9-12
shoots less than 45%.....	5-11
shoots less than 40%.....	3-7
opponent shoots 50% or better.....	2-5
opponent shoots less than 50%.....	12-8
opponent shoots less than 45%.....	11-5
opponent shoots less than 40%.....	7-2
has higher FG% than opponent.....	12-5
has lower FG% than opponent.....	2-8
has same FG% as opponent.....	0-0
outrounds its opponent.....	8-3
is outrebounded by opponent.....	6-9
has same rebounds as opponent.....	0-1
has more offensive rebounds than opponent.....	7-8
has fewer offensive rebounds than opponent.....	7-5
has same offensive rebounds as opponent.....	0-0
has fewer turnovers than opponent.....	9-6
has more turnovers than opponent.....	2-6
has same turnovers as opponent.....	3-1
has fewer than 10 turnovers.....	3-3
opponent has fewer than 10 turnovers.....	1-4
shoots more FTs than opponent.....	10-4
shoots fewer FTs than opponent.....	3-7
shoots the same FTs as opponent.....	1-2
has game decided by 10 points or less.....	8-6
has game decided by 5 points or less.....	3-3
scores <60 points.....	4-7
scores 60-69 points.....	4-5
scores 70-79 points.....	4-1
scores 80-89 points.....	2-0
scores 90+ points.....	0-0
allows <60 points.....	11-2
allows 60-69 points.....	2-4
allows 70-79 points.....	1-5
allows 80-89 points.....	0-1
allows 90+ points.....	0-1
wins the tip.....	5-5
loses the tip.....	9-8

VIRGINIA IN ITS 14 WINS:

UVa's FG percentage.....	45.8 (312-681)
UVa's FT percentage.....	71.6 (187-261)
UVa's 3FG percentage.....	45.0 (116-258)
UVa's offensive rebounds /game.....	8.3 (116)
UVa's rebounds/game.....	31.4 (440)
UVa's rebound margin/game.....	+0.5 (31.4-30.9)
UVa's assists/game.....	13.1 (184)
UVa's turnovers/game.....	10.9 (152)
UVa's points/game.....	66.2 (927)
Opponent's FG percentage.....	40.5 (289-714)
Opponent's points/game.....	55.0 (770)
Opponent's turnovers/game.....	12.8 (179)
Opponent's FT attempts/game.....	12.4 (174)

VIRGINIA IN ITS 13 LOSSES:

UVa's FG percentage.....	38.0 (268-705)
UVa's FT percentage.....	64.2 (124-193)
UVa's 3FG percentage.....	32.7 (82-251)
UVa's offensive rebounds /game.....	8.9 (116)
UVa's rebounds/game.....	30.9 (402)
UVa's rebound margin/game.....	-5.3 (30.9-36.2)
UVa's assists/game.....	9.8 (128)
UVa's turnovers/game.....	11.8 (153)
UVa's points/game.....	57.1 (742)
Opponent's FG percentage.....	47.2 (326-691)
Opponent's 3FG percentage.....	41.6 (101-243)
Opponent's points/game.....	70.4 (915)
Opponent's turnovers/game.....	11.5 (150)
Opponent's FT attempts/game.....	17.4 (226)

ADDITIONAL TEAM INFORMATION ...

Largest halftime lead:
Largest halftime deficit:
Largest halftime deficit overcome in a victory:
Largest halftime lead surrendered in a loss:
Largest deficit overcome in a victory:
Largest lead surrendered in a loss:
Largest deficit at any time:
Largest lead at any time:

Most consecutive points scored:
Most consecutive points allowed:

16 vs. Clemson, Feb. 2 (29-13)
24 vs. Washington, Nov. 22 (31-55)
10 at Minnesota, Nov. 29 (29-39)
7 vs. North Carolina, Jan. 8 (37-30)
13 at Minnesota, Nov. 29 (trailed 29-42 @ 19:37, 2nd Half)
16 vs. Wichita State, Nov. 24 (led 20-4 @ 12:36, 1st Half)
48 vs. Washington, Nov. 22 (57-105 @ 2:00, 2nd Half)
24 vs. William & Mary, Nov. 12 (76-52 - final score)
24 vs. Howard, Jan. 4 (80-56 @ 6:39, 2nd Half)
22 vs. Radford, Dec. 7
14 vs. Iowa State, Dec. 30

2010-11 VIRGINIA MEN'S BASKETBALL GAME NOTES

VIRGINIA'S LEADING PERFORMERS IN 2010-11 ...

OPPONENT	SCORE	POINTS	REBOUNDS	ASSISTS
William and Mary	76-52	Billy Baron (19)	Mike Scott (9)	Jontel Evans (7)
USC Upstate	74-54	Mike Scott (19)	Mike Scott (12)	KT Harrell, Billy Baron (3)
at Stanford	60-81	Mustapha Farrakhan (14)	Mike Scott (6)	Jontel Evans (5)
vs. Washington	63-106	Joe Harris (19)	KT Harrell (8)	Mustapha Farrakhan, Jontel Evans (3)
vs. Oklahoma	74-56	Mike Scott (27)	Mike Scott (15)	Jontel Evans (6)
vs. Wichita State	58-70	Mike Scott (16)	Mike Scott (10)	Jontel Evans (5)
at Minnesota	87-79	Joe Harris (24)	Mike Scott (12)	Jontel Evans (5)
at Virginia Tech	57-54	Mike Scott (21)	Mike Scott (13)	Mustapha Farrakhan (5)
Radford	54-44	Mustapha Farrakhan (14)	Mike Scott (13)	Jontel Evans (2)
Oregon	63-48	Joe Harris (14)	Akil Mitchell (7)	Sammy Zeglinski (2)
Norfolk State	50-49	KT Harrell (20)	Assane Sene (12)	Sammy Zeglinski (4)
Seattle	53-59	Mustapha Farrakhan (18)	Assane Sene (12)	Evans, Farrakhan, Zeglinski (2)
Iowa State	47-60	KT Harrell (16)	Mike Scott (8)	Akil Mitchell, Sammy Zeglinski (2)
LSU	64-50	KT Harrell (9)	Will Sherrill (9)	Joe Harris (4)
Howard	84-63	KT Harrell (15)	Assane Sene (6)	Jontel Evans (6)
North Carolina	84-63	Mustapha Farrakhan (31)	Assane Sene (5)	Jontel Evans (10)
at Duke	56-62	KT Harrell (13)	Assane Sene (11)	Jontel Evans (4)
at Boston College	67-70	Mustapha Farrakhan (15)	Assane Sene (5)	Jontel Evans (3)
Georgia Tech	72-64	Joe Harris (15)	Assane Sene (9)	Mustapha Farrakhan (4)
Maryland	42-66	Mustapha Farrakhan (14)	Joe Harris (8)	Jontel Evans (5)
at Wake Forest	71-76	Mustapha Farrakhan (8)	Assane Sene (15)	Mustapha Farrakhan (5)
Clemson	49-47	Joe Harris (8)	Assane Sene (13)	Sammy Zeglinski (4)
at Miami	68-70 (ot)	Assane Sene (15)	Mustapha Farrakhan (6)	Four players (2)
at Florida State	56-63	Mustapha Farrakhan (21)	Assane Sene (8)	Jontel Evans (5)
Duke	41-56	Mustapha Farrakhan (20)	Assane Sene (8)	Jontel Evans (5)
Virginia Tech	61-54	Sammy Zeglinski (19)	Joe Harris (7)	Sammy Zeglinski (4)
at Georgia Tech	62-56	Mustapha Farrakhan (11)	Joe Harris (7)	Jontel Evans (5)
		Mustapha Farrakhan (16)	Harris, Sene, Mitchell (7)	Sammy Zeglinski (5)
		Mustapha Farrakhan (17)	Joe Harris (7)	Jontel Evans (7)
			Assane Sene (7)	

LED VIRGINIA IN...

SCORING

	'11	'10	'09	'08	Career
Scott	4	9	2	-	15
Farrakhan	13	-	-	-	13
Harrell	5				5
Harris	5				5
Zeglinski	1	1	1	-	3
Baron	1				1
Sene	1	-	-		1

REBOUNDING

	'11	'10	'09	'08	Career
Scott	9	20	13	8	50
Sene	11	3	5		19
Zeglinski	-	6	1	-	7
Harris	5				5
Mitchell	2				2
Sherrill	1	1	-	-	2
Farrakhan	1	-	-	-	1
Harrell	1				1
Evans	-	1			1

ASSISTS

	'11	'10	'09	'08	Career
Zeglinski	9	11	13	-	33
Evans	18	7			25
Farrakhan	6	9	2	-	17
Scott	-	2	3	-	5
Sherrill	1	1	-	-	2
Baron	1				1
Harrell	1				1
Harris	1				1
Mitchell	1				1

2010-11 Virginia Basketball
Virginia Points-Rebounds-Assists (as of Feb 23, 2011)
All games

Opponent	Date	Score		01	02	04	05	12	13	15
				EVANS,JONT	FARRAKHAN	REGAN,WILL	SENE,ASSAN	HARRIS,JOE	ZEGLINSKI,	BARON,BILL
WILLIAM & MARY	11/12/10	76-52	w	6-2-7	10-4-1	3-0-0	2-2-0	2-4-3	DNP	19-0-3
USC UPSTATE	11/15/10	74-54	w	10-4-1	11-1-2	DNP	2-0-0	8-2-1	DNP	14-3-3
at Stanford	11/18/10	60-81	L	11-3-5	14-1-2	2-1-0	0-2-0	12-1-0	DNP	2-1-2
vs Washington	11-22-10	63-106	L	3-1-3	4-1-3	1-3-0	1-0-0	19-7-0	DNP	3-2-0
vs Oklahoma	11-23-10	74-56	w	5-5-6	10-0-3	2-2-0	4-1-0	8-2-1	DNP	7-1-0
vs Wichita State	11-24-10	58-70	L	10-3-5	0-0-0	0-0-0	2-2-0	9-4-1	DNP	0-1-0
at Minnesota	11/29/10	87-79	w	3-1-5	23-5-4	0-0-0	7-6-0	24-5-1	DNP	0-1-1
at Virginia Tech	12/05/10	57-54	w	4-2-4	9-5-5	0-0-0	4-3-0	10-3-2	0-0-3	0-0-0
RADFORD	12/07/10	54-44	w	2-1-2	14-3-1	0-0-0	0-7-0	14-2-0	0-0-2	0-0-1
OREGON	12/17/10	63-48	w	7-1-1	17-3-1	0-0-0	0-4-0	5-6-0	12-4-4	0-0-0
NORFOLK STATE	12/20/10	50-49	w	3-4-2	18-5-2	2-2-0	2-12-0	3-0-1	6-2-2	3-0-0
SEATTLE	12/22/10	53-59	L	4-3-0	6-1-0	0-2-0	0-3-0	6-5-1	9-4-2	0-0-0
IOWA STATE	12/30/10	47-60	L	4-1-2	6-2-0	7-2-0	7-3-0	4-4-4	3-5-0	3-2-1
LSU	01/02/11	64-50	w	8-4-6	11-3-2	4-4-0	0-6-0	9-5-0	0-1-0	DNP
HOWARD	01/04/11	84-63	w	0-0-10	31-1-0	2-0-0	9-5-1	16-0-1	8-4-2	0-0-2
NORTH CAROLINA	01/08/11	56-62	L	11-3-4	11-2-2	0-1-0	3-11-0	10-3-0	3-0-1	DNP
at Duke	01-15-11	60-76	L	6-3-3	15-3-2	0-1-0	8-5-0	15-4-0	8-3-1	0-0-0
at Boston College	1-19-11	67-70	L	6-4-2	14-7-4	DNP	11-9-0	11-4-1	6-6-3	0-1-0
GEORGIA TECH	01/22/11	72-64	w	3-2-5	23-3-5	DNP	4-5-0	11-8-2	6-1-1	DNP
MARYLAND	01/27/11	42-66	L	6-1-1	8-3-2	2-0-0	5-15-0	8-4-1	3-2-3	0-0-0
at Wake Forest	01/29/11	71-76	L	10-4-3	13-3-1	DNP	15-13-0	14-3-2	11-3-4	DNP
CLEMSON	02/02/11	49-47	w	6-2-2	21-6-2	DNP	1-4-0	0-2-0	12-5-2	DNP
at University of Miami	2/5/11	68-70	L	9-5-5	20-3-1	DNP	6-8-0	18-3-2	11-5-4	DNP
at Florida State	02/12/11	56-63	L	2-5-5	7-3-0	0-0-0	2-4-0	17-7-2	19-2-2	DNP
DUKE	02/16/11	41-56	L	6-1-0	11-3-0	0-0-0	5-4-1	8-7-2	2-5-4	DNP
VIRGINIA TECH	02/19/11	61-54	w	7-1-5	16-1-1	0-0-0	7-7-1	15-7-1	10-2-5	DNP
at Georgia Tech	1/23/11	62-56	w	9-2-7	17-2-2	DNP	9-7-0	11-7-0	8-4-1	DNP

Opponent	Date	Score		22	23	24	25	32
				SHERRILL,W	SCOTT,MIKE	HARRELL,KT	MITCHELL,A	ROGERS,THO
WILLIAM & MARY	11/12/10	76-52	w	3-6-1	18-9-0	13-5-1	0-1-1	0-0-0
USC UPSTATE	11/15/10	74-54	w	2-1-1	19-12-2	5-2-3	3-4-0	DNP
at Stanford	11/18/10	60-81	L	8-5-0	8-6-2	3-0-0	0-4-0	DNP
vs Washington	11-22-10	63-106	L	3-2-0	11-4-0	14-8-2	4-5-1	0-0-0
vs Oklahoma	11-23-10	74-56	w	11-5-2	27-15-2	0-0-0	DNP	DNP
vs Wichita State	11-24-10	58-70	L	11-5-0	16-10-3	10-1-0	0-0-0	DNP
at Minnesota	11/29/10	87-79	w	6-0-3	17-12-3	7-2-2	DNP	DNP
at Virginia Tech	12/05/10	57-54	w	DNP	21-13-2	7-0-0	2-1-0	DNP
RADFORD	12/07/10	54-44	w	DNP	10-13-1	13-2-1	1-3-0	DNP
OREGON	12/17/10	63-48	w	DNP	DNP	20-4-1	2-7-0	0-0-0
NORFOLK STATE	12/20/10	50-49	w	DNP	DNP	9-3-0	4-6-1	DNP
SEATTLE	12/22/10	53-59	L	DNP	12-8-1	16-4-0	0-1-2	DNP
IOWA STATE	12/30/10	47-60	L	4-9-0	DNP	9-3-0	0-5-2	DNP
LSU	01/02/11	64-50	w	8-5-1	DNP	15-3-0	9-3-1	DNP
HOWARD	01/04/11	84-63	w	0-0-0	DNP	14-1-1	4-3-3	0-0-0
NORTH CAROLINA	01/08/11	56-62	L	2-1-0	DNP	13-5-1	3-4-0	DNP
at Duke	01-15-11	60-76	L	4-2-0	DNP	2-2-2	2-2-0	0-0-0
at Boston College	1-19-11	67-70	L	0-0-0	DNP	13-1-1	6-1-1	DNP
GEORGIA TECH	01/22/11	72-64	w	5-0-0	DNP	17-3-3	3-3-0	DNP
MARYLAND	01/27/11	42-66	L	2-1-0	DNP	5-0-0	3-0-1	0-0-0
at Wake Forest	01/29/11	71-76	L	0-2-1	DNP	8-1-0	0-1-0	DNP
CLEMSON	02/02/11	49-47	w	2-2-2	DNP	4-0-0	3-5-1	DNP
at University of Miami	2/5/11	68-70	L	3-0-0	DNP	1-1-2	0-0-3	DNP
at Florida State	02/12/11	56-63	L	DNP	DNP	5-3-2	4-2-1	DNP
DUKE	02/16/11	41-56	L	DNP	DNP	7-2-0	2-5-1	DNP
VIRGINIA TECH	02/19/11	61-54	w	DNP	DNP	2-3-0	4-7-0	DNP
at Georgia Tech	1/23/11	62-56	w	5-1-0	DNP	0-0-1	3-1-3	DNP

2010-11 Virginia Basketball
Virginia Team Game-by-Game Comparison (as of Feb 23, 2011)
All games

Opponent	1st	2nd	Score	Mar	Total FG	FG Pct	3-Pointers	3FG Pct	Free Throws	FT Pct	Rebounds	Assist	T/Over	Block	Steal	Fouls
WILLIAM & MARY	28/27	48/25	76-52	+24	28-56/18-48	.500/.375	12-23/7-26	.522/.269	8-11/9-16	.727/.563	37/27 +10	17/8	8/8	1/1	6/4	15/13
USC UPSTATE	31/28	43/26	74-54	+20	25-47/19-44	.532/.432	5-15/10-23	.333/.435	19-25/6-10	.760/.600	35/18 +17	13/13	12/13	1/2	6/7	14/19
Stanford	34/37	26/44	60-81	(21)	20-47/31-57	.426/.544	9-24/13-23	.375/.565	11-11/6-14	1000/.429	25/33 (8)	11/13	18/12	2/2	4/2	18/16
Washington	31/55	32/51	63-106	(43)	22-58/40-69	.379/.580	4-16/17-26	.250/.654	15-26/9-13	.577/.692	34/39 (5)	9/22	17/9	2/4	4/8	17/21
Oklahoma	40/25	34/31	74-56	+18	25-52/20-45	.481/.444	7-18/6-17	.389/.353	17-27/10-14	.630/.714	32/30 +2	14/9	9/17	1/5	8/3	16/18
Wichita State	31/35	27/35	58-70	(12)	22-51/22-52	.431/.423	6-13/8-16	.462/.500	8-13/18-22	.615/.818	29/36 (7)	9/15	10/10	2/3	4/6	20/16
Minnesota	29/39	58/40	87-79	+8	26-55/29-58	.473/.500	10-13/9-22	.769/.409	25-30/12-20	.833/.600	36/31 +5	19/15	11/11	1/7	5/7	18/22
Virginia Tech	36/24	21/30	57-54	+3	23-49/22-51	.469/.431	4-12/6-15	.333/.400	7-11/4-4	.636/1000	30/28 +2	16/8	10/11	6/7	5/4	12/16
RADFORD	32/19	22/25	54-44	+10	13-47/17-44	.277/.386	8-21/4-10	.381/.400	20-24/6-8	.833/.750	35/30 +5	8/6	13/19	7/1	8/5	15/20
OREGON	25/22	38/26	63-48	+15	22-44/19-55	.500/.345	5-12/3-19	.417/.158	14-19/7-9	.737/.778	30/32 (2)	7/8	11/13	6/2	6/5	16/17
NORFOLK STATE	22/20	28/29	50-49	+1	19-54/17-56	.352/.304	7-22/2-16	.318/.125	5-10/13-18	.500/.722	36/42 (6)	8/7	11/11	4/6	3/6	16/15
SEATTLE	23/30	30/29	53-59	(6)	16-53/24-48	.302/.500	2-20/5-14	.100/.357	19-23/6-13	.826/.462	32/36 (4)	6/5	9/14	5/1	6/6	15/20
IOWA STATE	15/24	32/36	47-60	(13)	20-62/23-50	.323/.460	3-24/8-21	.125/.381	4-7/6-13	.571/.462	38/37 +1	9/14	9/10	0/3	5/5	15/12
LSU	26/22	38/28	64-50	+14	21-52/18-51	.404/.353	6-19/3-13	.316/.231	16-21/11-17	.762/.647	36/32 +4	10/7	11/12	6/3	6/3	15/15
HOWARD	45/32	39/31	84-63	+21	32-48/24-45	.667/.533	16-25/8-17	.640/.471	4-8/7-12	.500/.583	17/23 (6)	20/8	10/18	0/1	10/5	12/11
NORTH CAROLINA	37/30	19/32	56-62	(6)	21-51/20-54	.412/.370	6-17/3-11	.353/.273	8-12/19-27	.667/.704	32/39 (7)	8/7	11/8	4/3	5/7	22/13
Duke	31/25	29/51	60-76	(16)	19-55/27-58	.345/.466	6-16/5-20	.375/.250	16-23/17-20	.696/.850	31/42 (11)	8/13	13/15	1/6	7/4	18/16
Boston College	28/34	39/36	67-70	(3)	25-57/22-54	.439/.407	9-23/6-21	.391/.286	8-12/20-25	.667/.800	34/34 -	12/12	7/5	5/3	2/3	21/11
GEORGIA TECH	43/29	29/35	72-64	+8	20-40/25-52	.500/.481	10-15/4-10	.667/.400	22-32/10-15	.688/.667	26/30 (4)	16/9	10/11	1/0	6/5	17/26
MARYLAND	21/26	21/40	42-66	(24)	16-48/27-50	.333/.540	4-17/7-15	.235/.467	6-13/5-8	.462/.625	29/28 +1	8/14	15/11	3/2	3/8	12/14
Wake Forest	34/32	37/44	71-76	(5)	28-56/24-50	.500/.480	8-20/9-19	.400/.474	7-14/19-21	.500/.905	31/27 +4	11/14	11/9	0/4	3/4	19/14
CLEMSON	29/13	20/34	49-47	+2	17-43/19-57	.395/.333	7-21/3-18	.333/.167	8-11/6-11	.727/.545	31/39 (8)	9/5	15/13	6/5	7/7	14/17
University of Miami	23/20	33/36	68-70	(2)	24-51/22-56	.471/.393	11-19/9-23	.579/.391	9-22/17-22	.409/.773	29/41 (12)	17/8	11/13	6/4	8/2	18/17
Florida State	23/34	33/29	56-63	(7)	19-60/21-47	.317/.447	11-30/6-18	.367/.333	7-8/15-19	.875/.789	29/40 (11)	12/10	10/16	2/6	11/6	18/14
DUKE	26/34	15/22	41-56	(15)	16-56/23-46	.286/.500	3-12/5-16	.250/.313	6-9/5-9	.667/.556	29/39 (10)	8/12	12/18	2/6	6/6	13/13
VIRGINIA TECH	28/23	33/31	61-54	+7	21-46/21-52	.457/.404	11-23/7-22	.478/.318	8-13/5-7	.615/.714	32/30 +2	13/7	14/12	3/4	4/9	13/16
Georgia Tech	26/28	36/28	62-56	+6	20-48/21-56	.417/.375	8-19/8-25	.421/.320	14-19/6-13	.737/.462	27/40 (13)	14/15	7/10	2/6	7/2	16/16

Note: Game totals are displayed in the format TEAM/OPPONENT for each category

2010-11 Virginia Basketball
Virginia Game-by-Game Highs (as of Feb 23, 2011)
All games

Opponent	Date	Score	Points	Rebounds	Assists	Steals	Blocked shots
WILLIAM & MARY	11/12/10	76-52	19-Billy Baron	9-Mike Scott	7-Jontel Evans	2-Mustapha Farrakhan	1-Mike Scott
USC UPSTATE	11/15/10	74-54	19-Mike Scott	12-Mike Scott	3-KT Harrell	2-Billy Baron	1-Mustapha Farrakhan
at Stanford	11/18/10	60-81	14-Mustapha Farrakhan	6-Mike Scott	5-Jontel Evans	2-Jontel Evans	1-Mike Scott Will Regan
vs Washington	11-22-10	63-106	19-Joe Harris	8-KT Harrell	3-Mustapha Farrakhan Jontel Evans	2-Billy Baron	1-Assane Sene Akil Mitchell
vs Oklahoma	11-23-10	74-56	27-Mike Scott	15-Mike Scott	6-Jontel Evans	3-Jontel Evans	1-Assane Sene
vs Wichita State	11-24-10	58-70	16-Mike Scott	10-Mike Scott	5-Jontel Evans	1-Jontel Evans Mustapha Farrakhan Will Sherrill Joe Harris	1-Mustapha Farrakhan Will Sherrill
at Minnesota	11/29/10	87-79	24-Joe Harris	12-Mike Scott	5-Jontel Evans	3-Will Sherrill	1-Assane Sene
at Virginia Tech	12/05/10	57-54	21-Mike Scott	13-Mike Scott	5-Mustapha Farrakhan	2-Mustapha Farrakhan	2-Assane Sene Mustapha Farrakhan
RADFORD	12/07/10	54-44	14-Mustapha Farrakhan Joe Harris	13-Mike Scott	2-Jontel Evans Sammy Zeglinski	3-Jontel Evans	3-Assane Sene
OREGON	12/17/10	63-48	20-KT Harrell	7-Akil Mitchell	4-Sammy Zeglinski	2-Sammy Zeglinski	2-Will Regan
NORFOLK STATE	12/20/10	50-49	18-Mustapha Farrakhan	12-Assane Sene	2-Sammy Zeglinski Jontel Evans Mustapha Farrakhan	2-Mustapha Farrakhan	3-Assane Sene
SEATTLE	12/22/10	53-59	16-KT Harrell	8-Mike Scott	2-Akil Mitchell Sammy Zeglinski	3-Sammy Zeglinski	2-Mike Scott
IOWA STATE	12/30/10	47-60	9-KT Harrell	9-Will Sherrill	4-Joe Harris	2-Jontel Evans	None
LSU	01/02/11	64-50	15-KT Harrell	6-Assane Sene	6-Jontel Evans	3-Jontel Evans	2-Will Regan Joe Harris
HOWARD	01/04/11	84-63	31-Mustapha Farrakhan	5-Assane Sene	10-Jontel Evans	3-Jontel Evans Akil Mitchell	None
NORTH CAROLINA	01/08/11	56-62	13-KT Harrell	11-Assane Sene	4-Jontel Evans	2-Jontel Evans	2-Assane Sene
at Duke	01-15-11	60-76	15-Joe Harris Mustapha Farrakhan	5-Assane Sene	3-Jontel Evans	2-Mustapha Farrakhan Jontel Evans	1-Assane Sene
at Boston College	1-19-11	67-70	14-Mustapha Farrakhan	9-Assane Sene	4-Mustapha Farrakhan	1-KT Harrell Sammy Zeglinski	5-Assane Sene
GEORGIA TECH	01/22/11	72-64	23-Mustapha Farrakhan	8-Joe Harris	5-Mustapha Farrakhan Jontel Evans	2-Jontel Evans Will Sherrill Sammy Zeglinski	1-Assane Sene
MARYLAND	01/27/11	42-66	8-Joe Harris Mustapha Farrakhan	15-Assane Sene	3-Sammy Zeglinski	2-Sammy Zeglinski	1-Assane Sene Will Sherrill Joe Harris
at Wake Forest	01/29/11	71-76	15-Assane Sene	13-Assane Sene	4-Sammy Zeglinski	1-Assane Sene Jontel Evans Akil Mitchell	None
CLEMSON	02/02/11	49-47	21-Mustapha Farrakhan	6-Mustapha Farrakhan	2-Mustapha Farrakhan Jontel Evans Sammy Zeglinski Will Sherrill	3-Sammy Zeglinski	4-Assane Sene
at University of Miami	2/5/11	68-70	20-Mustapha Farrakhan	8-Assane Sene	5-Jontel Evans	3-Joe Harris	3-Sammy Zeglinski
at Florida State	02/12/11	56-63	19-Sammy Zeglinski	7-Joe Harris	5-Jontel Evans	3-Jontel Evans Akil Mitchell	1-Joe Harris Assane Sene
DUKE	02/16/11	41-56	11-Mustapha Farrakhan	7-Joe Harris	4-Sammy Zeglinski	3-Akil Mitchell	1-Joe Harris Assane Sene
VIRGINIA TECH	02/19/11	61-54	16-Mustapha Farrakhan	7-Joe Harris Assane Sene	5-Jontel Evans Sammy Zeglinski	3-Joe Harris	1-Akil Mitchell Will Regan

2010-11 Virginia Basketball
 Virginia Game-by-Game Highs (as of Feb 23, 2011)
 All games

Opponent	Date	Score	Points	Rebounds	Assists	Steals	Blocked shots
at Georgia Tech	1/23/11	62-56	17-Mustapha Farrakhan	Akil Mitchell 7-Joe Harris Assane Sene	7-Jontel Evans	2-Assane Sene Jontel Evans	Mustapha Farrakhan 2-Assane Sene

2010-11 Virginia Basketball
Virginia Team Game-by-Game (as of Feb 23, 2011)
All games

TEAM STATISTICS

Opponent	Date	Score		Total		3-Pointers		Free throws		Rebounds				pf	a	t/o	blk	stl	pts	avg
				fg-fga	pct	3fg-fga	pct	ft-fta	pct	off	def	tot	avg							
WILLIAM & MARY	11/12/10	76-52	W	28-56	.500	12-23	.522	8-11	.727	9	28	37	37.0	15	17	8	1	6	76	76.0
USC UPSTATE	11/15/10	74-54	W	25-47	.532	5-15	.333	19-25	.760	11	24	35	36.0	14	13	12	1	6	74	75.0
at Stanford	11/18/10	60-81	L	20-47	.426	9-24	.375	11-11	1.000	5	20	25	32.3	18	11	18	2	4	60	70.0
vs Washington	11-22-10	63-106	L	22-58	.379	4-16	.250	15-26	.577	13	21	34	32.8	17	9	17	2	4	63	68.2
vs Oklahoma	11-23-10	74-56	W	25-52	.481	7-18	.389	17-27	.630	9	23	32	32.6	16	14	9	1	8	74	69.4
vs Wichita State	11-24-10	58-70	L	22-51	.431	6-13	.462	8-13	.615	9	20	29	32.0	20	9	10	2	4	58	67.5
at Minnesota	11/29/10	87-79	W	26-55	.473	10-13	.769	25-30	.833	11	25	36	32.6	18	19	11	1	5	87	70.3
at Virginia Tech	12/05/10	57-54	W	23-49	.469	4-12	.333	7-11	.636	10	20	30	32.2	12	16	10	6	5	57	68.6
RADFORD	12/07/10	54-44	W	13-47	.277	8-21	.381	20-24	.833	12	23	35	32.6	15	8	13	7	8	54	67.0
OREGON	12/17/10	63-48	W	22-44	.500	5-12	.417	14-19	.737	5	25	30	32.3	16	7	11	6	6	63	66.6
NORFOLK STATE	12/20/10	50-49	W	19-54	.352	7-22	.318	5-10	.500	10	26	36	32.6	16	8	11	4	3	50	65.1
SEATTLE	12/22/10	53-59	L	16-53	.302	2-20	.100	19-23	.826	12	20	32	32.6	15	6	9	5	6	53	64.1
IOWA STATE	12/30/10	47-60	L	20-62	.323	3-24	.125	4-7	.571	14	24	38	33.0	15	9	9	0	5	47	62.8
LSU	01/02/11	64-50	W	21-52	.404	6-19	.316	16-21	.762	13	23	36	33.2	15	10	11	6	6	64	62.9
HOWARD	01/04/11	84-63	W	32-48	.667	16-25	.640	4-8	.500	4	13	17	32.1	12	20	10	0	10	84	64.3
NORTH CAROLINA	01/08/11	56-62	L	21-51	.412	6-17	.353	8-12	.667	4	28	32	32.1	22	8	11	4	5	56	63.8
at Duke	01-15-11	60-76	L	19-55	.345	6-16	.375	16-23	.696	12	19	31	32.1	18	8	13	1	7	60	63.5
at Boston College	1-19-11	67-70	L	25-57	.439	9-23	.391	8-12	.667	12	22	34	32.2	21	12	7	5	2	67	63.7
GEORGIA TECH	01/22/11	72-64	W	20-40	.500	10-15	.667	22-32	.688	6	20	26	31.8	17	16	10	1	6	72	64.2
MARYLAND	01/27/11	42-66	L	16-48	.333	4-17	.235	6-13	.462	7	22	29	31.7	12	8	15	3	3	42	63.0
at Wake Forest	01/29/11	71-76	L	28-56	.500	8-20	.400	7-14	.500	9	22	31	31.7	19	11	11	0	3	71	63.4
CLEMSON	02/02/11	49-47	W	17-43	.395	7-21	.333	8-11	.727	7	24	31	31.6	14	9	15	6	7	49	62.8
at University of Miami	2/5/11	68-70	Lot	24-51	.471	11-19	.579	9-22	.409	1	28	29	31.5	18	17	11	6	8	68	63.0
at Florida State	02/12/11	56-63	L	19-60	.317	11-30	.367	7-8	.875	9	20	29	31.4	18	12	10	2	11	56	62.7
DUKE	02/16/11	41-56	L	16-56	.286	3-12	.250	6-9	.667	9	20	29	31.3	13	8	12	2	6	41	61.8
VIRGINIA TECH	02/19/11	61-54	W	21-46	.457	11-23	.478	8-13	.615	5	27	32	31.3	13	13	14	3	4	61	61.8
at Georgia Tech	1/23/11	62-56	W	20-48	.417	8-19	.421	14-19	.737	4	23	27	31.2	16	14	7	2	7	62	61.8
Virginia		1669		580-1386	.418	198-509	.389	311-454	.685	232	610	842	31.2	435	312	305	79	155	1669	61.8
Opponents		1685		615-1405	.438	181-496	.365	274-400	.685	245	658	903	33.4	438	284	329	97	139	1685	62.4

Games played: 27
Points/game: 61.8
FG Pct: 41.8
3FG Pct: 38.9
FT Pct: 68.5

Rebounds/game: 31.2
Assists/game: 11.6
Turnovers/game: 11.3
Assist/turnover ratio: 1.0
Steals/game: 5.7
Blocks/game: 2.9

2010-11 Virginia Basketball
Virginia Overall Team Statistics (as of Feb 23, 2011)
All games

TEAM STATISTICS	VA	OPP
SCORING	1669	1685
Points per game	61.8	62.4
Scoring margin	-0.6	-
FIELD GOALS-ATT	580-1386	615-1405
Field goal pct	.418	.438
3 POINT FG-ATT	198-509	181-496
3-point FG pct	.389	.365
3-pt FG made per game	7.3	6.7
FREE THROWS-ATT	311-454	274-400
Free throw pct	.685	.685
F-Throws made per game	11.5	10.1
REBOUNDS	842	903
Rebounds per game	31.2	33.4
Rebounding margin	-2.3	-
ASSISTS	312	284
Assists per game	11.6	10.5
TURNOVERS	305	329
Turnovers per game	11.3	12.2
Turnover margin	+0.9	-
Assist/turnover ratio	1.0	0.9
STEALS	155	139
Steals per game	5.7	5.1
BLOCKS	79	97
Blocks per game	2.9	3.6
WINNING STREAK	2	-
Home win streak	1	-
ATTENDANCE	152982	80744
Home games-Avg/Game	15-10199	9-8172
Neutral site-Avg/Game	-	3-2400

Score by Periods	1st	2nd	OT	Totals
Virginia	797	860	12	1669
Opponents	767	904	14	1685

2010-11 Virginia Basketball
Virginia Season Box Score (as of Feb 23, 2011)
Conference games

RECORD:	OVERALL	HOME	AWAY	NEUTRAL
ALL GAMES	5-8	3-3	2-5	0-0
CONFERENCE	5-8	3-3	2-5	0-0
NON-CONFERENCE	0-0	0-0	0-0	0-0

##	Player	gp-gs	min	avg	Total			3-Point		F-Throw		Rebounds				pf	dq	a	to	blk	stl	pts	avg
					fg-fga	fg%	3fg-fga	3fg%	ft-fa	ft%	off	def	tot	avg									
23	Mike Scott	1-1	38	38.0	9-14	.643	1-1	1.000	2-3	.667	4	9	13	13.0	0	0	2	1	1	0	21	21.0	
02	Mustapha Farrakhan	13-13	432	33.2	57-134	.425	20-56	.357	51-69	.739	5	39	44	3.4	27	1	27	34	4	6	185	14.2	
12	Joe Harris	13-10	408	31.4	47-116	.405	33-78	.423	21-30	.700	11	51	62	4.8	30	2	15	21	5	9	148	11.4	
13	Sammy Zeglinski	13-6	343	26.4	34-91	.374	26-59	.441	5-8	.625	6	32	38	2.9	25	1	34	15	3	16	99	7.6	
01	Jontel Evans	13-13	378	29.1	35-89	.393	4-6	.667	11-18	.611	6	29	35	2.7	34	0	46	24	0	17	85	6.5	
24	KT Harrell	13-6	292	22.5	32-90	.356	11-24	.458	9-17	.529	3	18	21	1.6	16	0	12	9	2	5	84	6.5	
05	Assane Sene	13-13	342	26.3	32-58	.552	0-0	.000	16-38	.421	31	64	95	7.3	42	0	2	22	22	7	80	6.2	
25	Akil Mitchell	13-0	217	16.7	12-34	.353	1-4	.250	10-15	.667	9	23	32	2.5	22	1	11	9	1	10	35	2.7	
22	Will Sherrill	9-3	127	14.1	10-27	.370	2-12	.167	1-1	1.000	2	7	9	1.0	13	0	3	5	2	3	23	2.6	
04	Will Regan	7-0	28	4.0	1-4	.250	0-1	.000	0-0	.000	1	1	2	0.3	2	0	0	2	1	1	2	0.3	
32	Thomas Rogers	2-0	2	1.0	0-0	.000	0-0	.000	0-0	.000	0	0	0	0.0	0	0	0	0	0	0	0	0.0	
15	Billy Baron	4-0	18	4.5	0-3	.000	0-3	.000	0-0	.000	0	1	1	0.3	2	0	0	2	0	0	0	0.0	
Team											17	21	38					2					
Total.....		13	2625		269-660	.408	98-244	.402	126-199	.633	95	295	390	30.0	213	5	152	146	41	74	762	58.6	
Opponents.....		13	2625		294-683	.430	78-233	.335	148-201	.736	119	338	457	35.2	203	-	134	152	56	67	814	62.6	

Score by Periods	1st	2nd	OT	Totals
Virginia	385	365	12	762
Opponents	352	448	14	814

2010-11 Virginia Basketball
Virginia Season Box Score (as of Feb 23, 2011)
All games

RECORD:	OVERALL	HOME	AWAY	NEUTRAL
ALL GAMES	14-13	10-5	3-6	1-2
CONFERENCE	5-8	3-3	2-5	0-0
NON-CONFERENCE	9-5	7-2	1-1	1-2

##	Player	gp-gs	min	avg	Total			3-Point		F-Throw		Rebounds				pf	dq	a	to	blk	stl	pts	avg
					fg-fga	fg%	3fg-fga	3fg%	ft-fa	ft%	off	def	tot	avg									
23	Mike Scott	10-9	337	33.7	53-110	.482	1-1	1.000	52-59	.881	38	64	102	10.2	16	0	16	24	7	3	159	15.9	
02	Mustapha Farrakhan	27-23	823	30.5	112-262	.427	45-121	.372	91-117	.778	9	65	74	2.7	45	1	48	59	9	16	360	13.3	
12	Joe Harris	27-21	769	28.5	97-226	.429	58-139	.417	35-49	.714	26	83	109	4.0	61	2	29	44	10	19	287	10.6	
24	KT Harrell	27-15	632	23.4	84-198	.424	24-56	.429	40-64	.625	19	40	59	2.2	45	0	23	23	2	7	232	8.6	
13	Sammy Zeglinski	20-7	480	24.0	47-134	.351	35-92	.380	8-14	.571	8	50	58	2.9	32	1	46	22	3	25	137	6.9	
01	Jontel Evans	27-26	767	28.4	63-155	.406	5-11	.455	30-50	.600	13	55	68	2.5	64	0	101	55	2	39	161	6.0	
05	Assane Sene	27-23	576	21.3	43-88	.489	0-0	.000	30-58	.517	51	97	148	5.5	78	0	3	32	33	10	116	4.3	
22	Will Sherrill	19-10	333	17.5	31-70	.443	16-39	.410	1-1	1.000	11	36	47	2.5	32	0	11	12	4	11	79	4.2	
15	Billy Baron	17-0	189	11.1	15-48	.313	12-38	.316	9-13	.692	0	12	12	0.7	11	0	13	8	0	6	51	3.0	
25	Akil Mitchell	25-1	379	15.2	24-67	.358	1-6	.167	13-24	.542	19	55	74	3.0	42	1	22	16	3	17	62	2.5	
04	Will Regan	20-0	132	6.6	11-26	.423	1-4	.250	2-5	.400	8	10	18	0.9	9	0	0	6	6	2	25	1.3	
32	Thomas Rogers	6-0	8	1.3	0-2	.000	0-2	.000	0-0	.000	0	0	0	0.0	0	0	0	0	0	0	0	0.0	
	Team										30	43	73				4						
	Total.....	27	5425		580-1386	.418	198-509	.389	311-454	.685	232	610	842	31.2	435	5	312	305	79	155	1669	61.8	
	Opponents.....	27	5425		615-1405	.438	181-496	.365	274-400	.685	245	658	903	33.4	438	-	284	329	97	139	1685	62.4	

Score by Periods	1st	2nd	OT	Totals
Virginia	797	860	12	1669
Opponents	767	904	14	1685