

# 2010-11 VIRGINIA MEN'S BASKETBALL GAME NOTES



## VIRGINIA CAVALIERS (16-14, 7-9 ACC) AT 2011 ACC TOURNAMENT



MARCH 10-13, 2011 • GREENSBORO COLISEUM • GREENSBORO, N.C.

**ACC NETWORK** Tim Brant, Tim Brando, Dan Bonner, Mike Gminski, Cory Alexander, Mike Hogewood

**ESPN** Mike Patrick, Dan Shulman, Dick Vitale, Len Elmore, Jeannine Edwards, Erin Andrews

**VIRGINIA** Dave Koehn, Scott Shepherd

### THIS WEEK

- Virginia travels to Greensboro for the 58th Annual ACC Tournament
- The Cavaliers are the No. 8 seed in the tournament, their highest seed since 2007 (No. 2)
- UVa concluded the regular season with four wins in the last five games

### ACC TOURNAMENT HISTORY

- The Cavaliers have an all-time record of 31-56 in the ACC Tournament
- Virginia won the 1976 ACC Tournament
- The Cavaliers are 13-22 in ACC Tournament games in Greensboro
- UVa reached the ACC final in Greensboro in 1977 and 1982
- Last year the Cavaliers defeated Boston College 68-62 in the first round before falling to Duke 57-46 in the quarterfinals

### REGULAR SEASON HIGHLIGHTS

- The Cavaliers went 7-9 in the ACC, their best conference record in four seasons
- Virginia's four true road wins (Minnesota, Virginia Tech, Georgia Tech, Maryland) are its most in a season since winning four in 2007-08
- In ACC games, UVa led the league in 3-point % (.396), scoring defense (62.2) and defensive rebound % (.714)

### BENNETT GETS WIN NO. 100

- Virginia head coach Tony Bennett recorded his 100th career win at Maryland in the regular season finale
- Bennett enters the ACC Tournament with a 100-63 career record
- Bennett is 31-30 at Virginia after going 69-33 at Washington State

### INJURED HOOS

- Three Cavaliers have missed games due to injury this season for a total of 35 man-games lost (Mike Scott - 20, Will Sherrill - 8, Sammy Zeglinski - 7)
- UVa had just five man-games lost due to injury in the previous two seasons combined
- Zeglinski missed the first seven games of the season after surgery involving cartilage in his left knee
- Sherrill has missed eight games due to a fractured fibula in his right leg he suffered at Minnesota
- Scott will miss the remainder of the season with a left ankle injury

### PREVIOUS GAME'S STARTING LINEUP

<b>G</b>	<b>2</b>	<b>Mustapha Farrakhan</b>	<b>Sr.</b>	<b>13.5 ppg</b>	<b>2.8 rpg</b>	<b>1.8 apg</b>
• Scored more points this season (404) than his first three seasons combined (309)						
<b>C</b>	<b>5</b>	<b>Assane Sene</b>	<b>Jr.</b>	<b>4.9 ppg</b>	<b>5.4 rbg</b>	<b>1.3 blk</b>
• First career double-double (15 pts, 13 rebs) at Wake						
<b>G</b>	<b>12</b>	<b>Joe Harris</b>	<b>Fr.</b>	<b>10.6 ppg</b>	<b>4.3 rbg</b>	<b>1.2 apg</b>
• Leads ACC freshmen with 64 3-pointers						
<b>G</b>	<b>13</b>	<b>Sammy Zeglinski</b>	<b>Jr.</b>	<b>7.6 ppg</b>	<b>3.1 rpg</b>	<b>2.3 apg</b>
• Scored a career-high 25 points at Maryland						
<b>F</b>	<b>22</b>	<b>Will Sherrill</b>	<b>Sr.</b>	<b>4.4 ppg</b>	<b>3.0 rpg</b>	<b>0.6 apg</b>
• Had 14 points and eight rebounds on Senior Night vs. NC State						

### 2010-11 SCHEDULE/RESULTS

<b>Nov. 6</b>	<b>ROANOKE COLLEGE (ex)</b>	<b>W 82-50</b>
<b>Nov. 12</b>	<b>WILLIAM &amp; MARY</b>	<b>W 76-52</b>
<b>Nov. 15</b>	<b>USC UPSTATE</b>	<b>W 74-54</b>
Nov. 18	at Stanford [FSN]	L 60-81
Nov. 22	vs. #13 Washington <sup>1</sup> [ESPN2]	L 63-106
Nov. 23	vs. Oklahoma <sup>1</sup> [ESPN2]	W 74-56
Nov. 24	vs. Wichita State <sup>1</sup> [ESPNU]	L 58-70
Nov. 29	at #15 Minnesota <sup>2</sup> [ESPN2]	W 87-79
Dec. 5	at Virginia Tech* [FSN]	W 57-54
<b>Dec. 7</b>	<b>RADFORD</b>	<b>W 54-44</b>
<b>Dec. 17</b>	<b>OREGON</b> [CSN]	<b>W 63-48</b>
<b>Dec. 20</b>	<b>NORFOLK STATE</b>	<b>W 50-49</b>
<b>Dec. 22</b>	<b>SEATTLE</b>	<b>L 53-59</b>
<b>Dec. 30</b>	<b>IOWA STATE</b> [CSN]	<b>L 47-60</b>
<b>Jan. 2</b>	<b>LSU</b> [FSN]	<b>W 64-50</b>
<b>Jan. 4</b>	<b>HOWARD</b>	<b>W 84-63</b>
<b>Jan. 8</b>	<b>NORTH CAROLINA*</b> [ACC]	<b>L 56-62</b>
Jan. 15	at #1 Duke* [ESPN]	L 60-76
Jan. 19	at Boston College*	L 67-70
<b>Jan. 22</b>	<b>GEORGIA TECH*</b> [ACC]	<b>W 72-64</b>
<b>Jan. 27</b>	<b>MARYLAND*</b> [CSN]	<b>L 42-66</b>
Jan. 29	at Wake Forest* [ACC]	L 71-76
<b>Feb. 2</b>	<b>CLEMSON*</b> [ESPNU]	<b>W 49-47</b>
Feb. 5	at Miami*	L 68-70 (ot)
Feb. 12	at Florida State* [RSN]	L 56-63
<b>Feb. 16</b>	<b>#5 DUKE*</b> [ESPN2]	<b>L 41-56</b>
<b>Feb. 19</b>	<b>VIRGINIA TECH*</b> [ACC <sup>split</sup> ]	<b>W 61-54</b>
Feb. 23	at Georgia Tech* [ESPNU]	W 62-56
<b>Feb. 26</b>	<b>BOSTON COLLEGE*</b> [RSN]	<b>L 44-63</b>
<b>Mar. 1</b>	<b>NC STATE*</b> [RSN]	<b>W 69-58</b>
Mar. 5	at Maryland* [ACC]	W 74-60
Mar. 10	vs. Miami <sup>3</sup> [ACC]	12:00 pm
Mar. 11	vs. #6 N. Carolina <sup>3^</sup> [ACC/ESPN2]	12:00 pm
Mar. 12	ACC Semifinal <sup>3^</sup> [ACC/ESPN]	1:00 pm
Mar. 13	ACC Final <sup>3^</sup> [ACC/ESPN]	1:00 pm

<sup>1</sup> EA Sports Maui Invitational (Lahaina, Maui, Hawaii)

<sup>2</sup> ACC/Big Ten Challenge

<sup>3</sup> ACC Tournament (Greensboro, N.C.)

\* ACC game

^ if advance

[ACC] - ACC Network (formerly Raycom), [RSN] - Regional Sports Networks

[CSN] - Comcast SportsNet Mid-Atlantic

Virginia Athletics Media Relations • 154 John Paul Jones Arena, PO Box 400853, Charlottesville, VA 22904 • Office: (434) 982-5500 • Fax: (434) 982-5525

**Rich Murray** (Primary Men's Basketball Contact)  
**Steve Kirkland** (Secondary Men's Basketball Contact)

Office: (434) 982-5530  
Office: (434) 982-5535

Cell: (434) 981-4942  
Cell: (434) 825-5241

Email: rmurray@virginia.edu  
Email: skirkland@virginia.edu

# 2010-11 VIRGINIA MEN'S BASKETBALL GAME NOTES

## **RANKINGS (3/7)**

### **ASSOCIATED PRESS**

1. Ohio State	29-2
2. Kansas	29-2
3. Pittsburgh	27-4
4. Notre Dame	25-5
5. <b>Duke</b>	<b>27-4</b>
6. <b>North Carolina</b>	<b>24-6</b>
7. San Diego State	29-2
8. BYU	28-3
9. Purdue	25-6
10. Texas	25-6
11. Syracuse	25-6
12. Florida	24-6
13. Wisconsin	23-7
14. Louisville	23-8
15. Kentucky	22-8
16. Arizona	25-6
17. St. John's	20-10
18. Xavier	24-6
19. Kansas State	22-9
20. West Virginia	20-10
21. Connecticut	21-9
22. Georgetown	21-9
23. Utah State	28-3
24. Temple	24-6
25. Cincinnati	24-7

Others receiving votes:

Texas A&M, Vanderbilt, Villanova, UCLA, UNLV, Missouri, George Mason, Old Dominion, Alabama, Belmont, Butler, Gonzaga, Saint Mary's, VCU, UAB, Harvard.

### **ESPN/USA TODAY**

1. Ohio State	29-2
2. Kansas	29-2
3. Pittsburgh	27-4
4. Notre Dame	25-5
5. <b>Duke</b>	<b>27-4</b>
6. San Diego State	29-2
7. <b>North Carolina</b>	<b>24-6</b>
8. BYU	28-3
9. Purdue	25-6
10. Texas	25-6
11. Syracuse	25-6
12. Florida	24-6
13. Wisconsin	23-7
14. Louisville	23-8
15. Arizona	25-6
16. Kentucky	22-8
17. Utah State	28-3
18. St. John's	20-10
19. Connecticut	21-9
20. Xavier	24-6
21. Texas A&M	23-7
22. Georgetown	21-9
23. Kansas State	22-9
24. Vanderbilt	21-9
25. Temple	24-6

Others receiving votes:

West Virginia, Villanova, UCLA, Cincinnati, Missouri, UNLV, George Mason, Saint Mary's, UAB, **Boston College, Florida State**, Alabama, Harvard, **Washington**.

### **• 2010-11 Opponents**

## **LAST TIME OUT**

- Virginia ended the regular season with a 74-60 win at Maryland on March 5
- Sammy Zeglinski scored a career-high 25 points (6-7 3FG) and Assane Sene tied a career high with 15 points
- The Cavaliers' 74 points were a season high in an ACC game

## **70 IS A MAGIC NUMBER**

- Under Tony Bennett, Virginia is 18-2 when scoring at least 70 points
- The Cavaliers are 13-28 over the past two seasons when scoring under 70 points

## **THE FARTHER THE BETTER**

- In 12 games this season, Virginia has shot better from 3-point range than 2-point range
- UVa accomplished the feat just seven times in the previous two seasons combined
- Virginia has shot better from 3-point range than 2-point range in six of the last eight games

## **STEPPING UP IN ACC PLAY**

- Six Cavaliers have averaged more points per game in ACC play than in non-conference games (Jontel Evans, Mustapha Farrakhan, Joe Harris, Akil Mitchell, Assane Sene, Sammy Zeglinski)
- The group is led by Assane Sene, who is averaging 4.4 ppg more (7.0 to 2.6) in ACC games
- Mike Scott would be the seventh Cavalier in this group, as he scored above his season average in the lone ACC game he played before his season-ending injury

## **SPREADING THE WEALTH**

- Virginia has nine players with multiple double-figure scoring games this season
- Last year, the Cavaliers had just six players with multiple double-figure scoring games

## **FROM BEHIND THE ARC**

- The Cavaliers led the ACC in 3-point shooting in conference games at 39.6%
- It was Virginia's highest percentage from behind the arc in an ACC season (previous record of 39.5% [117-296] was set in 1994-95)
- Virginia has made at least 10 3-pointers in eight games this season

## **LONG RANGE FIRING**

- Virginia shot 66.7 percent (10-15) from 3-point range against Georgia Tech on Jan. 22
- It marked the third time this season Virginia has shot over 60 percent from behind the arc (in 30 games)
- In the previous 16 seasons combined, the Cavaliers shot over 60 percent from behind the arc just three times (a span of 487 games)
- The Cavaliers shot 64.0 percent (16-25) from 3-point range against Howard, and UVa's 16 3-pointers vs. Howard are tied for the second most in school history
- Virginia shot 76.9 percent (10-13) from 3-point range in the win at Minnesota
- The 76.9 3-point percentage is a school record (minimum of 10 attempts)

## **CAVALIERS GET DEFENSIVE**

- Virginia is allowing 62.2 ppg this season, on pace for the fewest points allowed per game by the Cavaliers in the shot clock era
- The Cavaliers have held 14 opponents to less than 60 points, including four games less than 50 points
- The Cavaliers have held six opponents (Virginia Tech, Radford, Oregon, Norfolk State, Duke, Clemson) to their lowest scoring output of the season

## **DEFENSE!!! DEFENSE!!!**

- Virginia held Radford, Oregon and Norfolk State under 50 points each
- It marked the first time the Cavaliers held three consecutive opponents under 50 points since the first three games of the 1948-49 season

# 2010-11 VIRGINIA MEN'S BASKETBALL GAME NOTES

## FARRAKHAN SHINES IN SENIOR YEAR

- Mustapha Farrakhan has scored 404 points this season, which is more than his total for his first three seasons combined (309 points)
- All five of his career 20-point games and 23 of his 37 career double-figure scoring games have come this season

## JOE HARRIS ... FOR 3!!!!

- Joe Harris leads all ACC freshmen with 64 3-pointers this season
- His 64 3-pointers rank second by a Cavalier freshman for a season
- He leads the team with 64 3-pointers (a true freshman has not led UVa in 3-pointers since Curtis Staples in 1994-95)
- His 41.6% from 3-point range is the best by an ACC freshman since 2000
- He has made at least two 3-pointers in 19 of 30 games this season, including 12 of 16 ACC games
- His 39 3-pointers in ACC play were the most by a freshman since Clemson's Terrence Oglesby had 42 in 2007-08

### UVa Freshman 3-Pointers

Curtis Staples (1995)	103
<b>Joe Harris (2011)</b>	<b>64</b>
Harold Deane (1994)	51
J.R. Reynolds (2004)	48
Cory Alexander (1992)	44
Adam Hall (1999)	36
Chris Williams (1999)	36
Sean Singletary (2005)	34

### ACC Freshman 3FG% Since 2000

<b>Joe Harris (UVa, 2011)</b>	<b>41.6</b>
Rashad McCants (UNC, 2003)	41.4
Terrence Oglesby (Clem, 2008)	40.3
J.J. Redick (Duke, 2003)	39.9
Tyrese Rice (BC, 2006)	39.1

## EVANS DISHES IT OUT

- Jontel Evans has had at least five assists in 12 games this season
- He has 107 assists this season, the first Cavalier to post 100 assists in a season since Sean Singletary had 202 as a senior in 2007-08
- Evans had an ACC career-high seven assists in the win at Georgia Tech on Feb. 23

## SENE STEPS UP WITHOUT SCOTT

- Assane Sene has increased his production since Mike Scott went out due to injury
- Sene averaged 2.2 points and 2.6 rebounds per game in games Scott played in
- In the 20 games Scott has missed, Sene is averaging 6.3 ppg and 6.8 rpg
- Sene had his first career double-double at Wake Forest (15 pts, 13 rebs)

## RETURN TO SENE-DER

- Assane Sene enters today's game with 92 career blocks, ranking 10th in UVa history
- His 38 blocks this season are his career high for a season and the most by a Cavalier since Travis Watson had 40 in 2002-03

## SAMMY IN THE LINEUP

- The Cavaliers are 5-4 since Sammy Zeglinski entered the starting lineup on Feb. 2 vs. Clemson, after losing five of the previous six games
- Zeglinski is averaging 11.1 ppg, 4.1 rpg and 2.9 apg during that time, shooting 45.5% from 3-point range (25-55)
- He scored a career-high 25 points at Maryland in the regular season finale, shooting 6-of-7 from 3-point range

## NOT GETTING TO THE LINE

- Two Cavaliers, Will Sherrill and Sammy Zeglinski, rank among the ACC players to get to the free throw line the least often this season
- Will Sherrill leads the ACC, having only one FT attempt this season (converting a 3-point play vs. Georgia Tech on Jan. 22) in 409 minutes played
- He will likely become just the second Cavalier in history to play over 300 minutes in a season and go to the line under 10 times (Chezley Watson had eight FTA in 409 minutes in 1998-99)

### ACC Fewest FTA per 40 mins\*

<b>Will Sherrill (UVa)</b>	<b>0.10 (1 / 409 min)</b>
Danny Rubin (BC)	0.82 (10 / 486 min)
Gabe Moton (BC)	1.31 (14 / 427 min)
Deividas Dulkys (FSU)	1.37 (25 / 728 min)
Scott Wood (NCSU)	1.57 (37 / 943 min)
<b>S. Zeglinski (UVa)</b>	<b>1.72 (25 / 581 min)</b>

\* min 100 minutes played

## TRI-CAPTAINS NAMED

- Mustapha Farrakhan, Mike Scott and Will Sherrill are the tri-captains for the 2010-11 season

## DOUBLE TIME

### DOUBLE-DOUBLES

	2010-11	Career
Mike Scott	6	24
Assane Sene	1	1

### DOUBLE-FIGURE SCORING GAMES

	2010-11	Career
Mike Scott	9	51
Mustapha Farrakhan	23	37
Sammy Zeglinski	8	34
Joe Harris	16	16
KT Harrell	11	11
Jontel Evans	5	5
Assane Sene	4	4
Will Sherrill	3	4
Billy Baron	2	2

### 20-POINT SCORING GAMES

	2010-11	Career
Mustapha Farrakhan	5	5
Mike Scott	2	6
Sammy Zeglinski	1	3
KT Harrell	1	1
Joe Harris	1	1

### 30-POINT SCORING GAMES

	2010-11	Career
Mustapha Farrakhan	1	1

### DOUBLE-FIGURE REBOUNDING GAMES

	2010-11	Career
Mike Scott	6	28
Assane Sene	4	9
Joe Harris	1	1

### DOUBLE-FIGURE ASSIST GAMES

	2010-11	Career
Jontel Evans	1	1

# 2010-11 VIRGINIA MEN'S BASKETBALL GAME NOTES

## ON THE LINE

### CONSECUTIVE MADE FREE THROWS

	Current	Season High	Career High
Harris	11	11	11
Farrakhan	6	24	24
Evans	5	5	5
Scott	4	20	20
Harrell	2	5	5
Mitchell	2	4	4
Zeglinski	2	4	16
Sene	1	8	8
Sherrill	1	1	4
Baron	--	7	7
Regan	--	1	1

### VIRGINIA'S CONSECUTIVE FREE THROW STREAKS OF 10 OR MORE THIS SEASON

24	Mustapha Farrakhan	12/5-1/2
20	Mike Scott	11/12-11/23
11*	Joe Harris	2/19-3/5

\* active

### AND ONES\*

	2010-11	Career
Scott	5	13
Farrakhan	5	10
Evans	3	3
Harrell	3	3
Sene	3	3
Harris	2	2
Zeglinski	1	4(1)
Sherrill	1	1

(#) - number of four-point plays

\* Times making a basket when fouled and making the ensuing free throw too

### SHERRILL SCORES IN DOUBLE FIGURES ON THE MAINLAND!!!

- Will Sherrill had a season and ACC career-high 14 points vs. NC State on Senior Night
- It was his first career double figure scoring game in the continental United States
- He scored a career-high 18 points last season against Cleveland State in Cancun
- This season, he scored 11 points against both Oklahoma and Wichita State in Maui

### SCOTT DOUBLING IT UP

- Mike Scott has 24 career double-doubles (ranks T-8th in UVa history)
- He had his sixth double-double of the season, and fifth consecutive double-double, vs. Radford (10 pts, 13 rebs)
- He is the first Cavalier with five consecutive double-doubles since Ralph Sampson in 1983

### UVa CAREER DOUBLE-DOUBLES

Ralph Sampson (80-83)	84
Travis Watson (00-03)	54
Scott McCandlish (70-72)	29
Norman Nolan (95-98)	26
Norm Carmichael (67-69)	25
Bill Gerry (69-71)	25
Junior Burrough (92-95)	25
Gus Gerard (73-74)	24
<b>Mike Scott (08-pres.)</b>	<b>24</b>

### SCOTT HONORED BY ACC

- Mike Scott was named ACC Player of the Week on Dec. 6
- The previous week he had a pair of double-doubles in two Cavalier road wins (17 pts and 12 rebs at #15 Minnesota; 21 pts and 13 rebs at Virginia Tech)
- It is the first ACC Player of the Week honor of Scott's career

### HARRELL NAMED ACC ROOKIE OF THE WEEK

- KT Harrell was named ACC Rookie of the Week on Dec. 20
- Harrell was honored after posting his first career 20-point game (20 pts) in the 63-48 win over Oregon on Dec. 17
- It was the first Rookie of the Week honor for a Cavalier since Sylven Landesberg won the award six times in 2008-09

### CAVALIERS GET DEFENSIVE AGAINST CLEMSON

- In the 49-47 win over Clemson on Feb. 2, the Cavaliers put forth a notable defensive effort
- Virginia held Clemson to 13 first half points, the fewest points allowed by the Cavaliers before halftime since allowing 13 to UMBC on Dec. 21, 1996 (a 57-34 win)
- The Tigers' 13 first half points were also the fewest points scored in a half in John Paul Jones Arena history
- Clemson's 47 points ties the low for an ACC opponent against Virginia in the 2000s (UVA defeated NC State 59-47 last season)

### WIN AT MINNESOTA WAS NOTABLE

- Virginia's win at Minnesota in the ACC/Big Ten Challenge was notable for several reasons
- The No. 15 Gophers were the highest ranked opponent the Cavaliers defeated on the road since an 86-78 win at No. 8 Maryland on Feb. 6, 2003
- Virginia's 58 second half points were the most the Cavaliers have scored in a half since scoring 60 first half points in a 108-87 win over Gonzaga on Jan. 3, 2007
- The Cavaliers trailed by 13 points in the second half at Minnesota, the largest deficit they have overcome to win since rallying from 13 down to top Maryland 68-63 on Mar. 7, 2009
- UVa overcame a 10-point halftime deficit, the largest it has overcome in a win since trailing by 13 at the break in a 93-90 win over Arizona on Nov. 12, 2006 (first game at JPJA)
- It was the largest halftime deficit overcome by the Cavaliers on the road since rallying from a 21-point halftime deficit for a 91-88 2OT win at Duke on Jan. 14, 1995

### FIRST-YEARS SHINE IN DEBUT

- The Cavalier first-years made an impact in their collegiate debut against William & Mary
- Billy Baron, KT Harrell, Will Regan, Joe Harris, Akil Mitchell and Thomas Rogers combined for 37 points and 10 rebounds against the Tribe
- It was the most points scored by Cavalier first-years in a season opener since 2003-04 when the Cavalier freshmen combined for 40 points against Mt. St. Mary's (Gary Forbes-21, Donte Minter-12, J.R. Reynolds-7)
- Baron (19 pts) and Harrell (13) were the first Virginia freshman duo to score in double figures in an opener since 2005-06 (Mamadi Diane 17, Lars Mikalauskas 14 vs. Liberty)



# 2010-11 VIRGINIA MEN'S BASKETBALL GAME NOTES

## **BARON TRANSFERS**

- On Feb. 3 it was announced that freshman guard Billy Baron was transferring to Rhode Island, where his father, Jim, is the head coach
- Baron appeared in 17 games this season, averaging 3.0 ppg
- He had his career-high 19 points against William & Mary in the season opener

## **JOHNSON TO REDSHIRT**

- Freshman forward James Johnson is expected to redshirt this season
- Head coach Tony Bennett indicated that after UVa's game with William & Mary on Nov. 12

## **McKAY PARTICIPATED IN "SHOTS FROM THE HEART"**

- Associate Head Coach Ritchie McKay participated in "Shots from the Heart", a project designed to raise awareness for the growing problem of heart disease
- McKay reached the quarterfinals of the assistant coach division of the inaugural tournament, where coaches compete in a best-of-25 free throw shooting competition

## **SAMPSON A COLLEGIATE HALL OF FAMER**

- Former Cavalier Ralph Sampson is one of eight members of the 2011 induction class for the National Collegiate Basketball Hall of Fame
- He is also one of this year's 12 finalists for election to the Naismith Memorial Basketball Hall of Fame

## **THREE SIGN WITH VIRGINIA**

- UVa signed three players to National Letters of Intent for the 2011 recruiting class
- The three players are 6-8 forward Darion Atkins of Clinton, Md.; 6-5 guard Malcolm Brogdon of Norcross, Ga.; and 6-7 wing Paul Jespersion of Merrill, Wisc.

## **AGAINST MIAMI**

- Virginia's first round opponent is Miami
- The Cavaliers are 4-8 all-time vs. Miami (UVa leads 1-0 in the ACC Tournament)
- In the only regular season meeting this season, the Hurricanes won 70-68 in overtime on Feb. 5 in Coral Gables
- It was the only ACC conference game this season to go to overtime
- In the only previous ACC Tournament meeting, Virginia won 66-65 in a 2005 first round game in Washington, D.C.

## **AGAINST NORTH CAROLINA**

- If Virginia defeats Miami, it would meet North Carolina in the quarterfinals on Friday at noon
- North Carolina leads the all-time series 125-49 (UNC leads 11-3 in the ACC Tournament)
- In the only regular season meeting this season, the Tar Heels overcame a seven-point halftime deficit to win 62-56 on Jan. 8 in Charlottesville
- The last ACC Tournament meeting came in 2006, a 79-67 UNC win in the quarterfinals in Greensboro
- Virginia's last win over North Carolina in the ACC Tournament was a 92-85 overtime win in the 1990 quarterfinals in Charlotte

## **SPECIALTY STAT HIGHS & LOWS**

### **VIRGINIA**

#### **Points in the Paint**

	High	Low
All:	32 at Wake	6 vs. Radford
ACC:	32 at Wake	10 at Miami

#### **Points Off Turnovers**

	High	Low
All:	28 vs. Howard	1 at BC <sup>1</sup>
ACC:	19 vs. NCSU	1 at BC <sup>1</sup>

#### **2nd Chance Points**

	High	Low
All:	18 at Duke <sup>1</sup>	0 (twice)
ACC:	18 at Duke <sup>1</sup>	0 at Miami

#### **Fast Break Points**

	High	Low
All:	14 vs. W&M	0 (7 times)
ACC:	11 at GT <sup>2</sup>	0 (3 times)

#### **Bench Points**

	High	Low
All:	32 vs. Seattle	2 vs. Wichita St
ACC:	25 at Duke <sup>1</sup>	4 (twice)

### **OPPONENT**

#### **Points in the Paint**

	High	Low
All:	40 by Wash	10 by Upstate
ACC:	34 (twice)	18 (twice)

#### **Points Off Turnovers**

	High	Low
All:	26 by Wash	0 by Md <sup>2</sup>
ACC:	20 by Wake	0 by Md <sup>2</sup>

#### **2nd Chance Points**

	High	Low
All:	16 at Duke <sup>1</sup>	1 by Radford
ACC:	16 at Duke <sup>1</sup>	2 (3 times)

#### **Fast Break Points**

	High	Low
All:	19 by Minn	0 (3 times)
ACC:	11 by Md <sup>1</sup>	2 (3 times)

#### **Bench Points**

	High	Low
All:	50 by Wash	0 by VT <sup>2</sup>
ACC:	28 by Miami	0 by VT <sup>2</sup>

# 2010-11 VIRGINIA MEN'S BASKETBALL GAME NOTES

## 2010-11 VIRGINIA CAVALIERS

No.	Player	Pos.	Yr.	Ht.	Hometown	PPG	RBG	Other	Minutes
1	Jontel Evans <i>• Leads the team in assists (107) and steals (40)</i>	G	So.	5-11	Hampton, Va.	5.6	2.3	3.6 apg	27.4
2	Mustapha Farrakhan ( <i>Moo-sta-fa Fair-uh-con</i> ) <i>• Scored more points this season (404) than his first three seasons combined (309)</i>	G	Sr.	6-4	Harvey, Ill.	13.5	2.8	1.8 apg	30.7
4	Will Regan ( <i>Ree-gan</i> ) <i>• 2010 New York State Class A Player of the Year</i>	F	Fr.	6-8	Williamsville, N.Y.	1.3	0.9	0.3 blk	6.6
5	Assane Sene ( <i>Uh-Sahn Sen</i> ) <i>• First career double-double (15 pts, 13 rebs) at Wake</i>	C	Jr.	7-0	Saint-Louis, Senegal	4.9	5.4	1.3 blk	22.4
12	Joe Harris <i>• Leads ACC Freshmen with 64 3-pointers</i>	G	Fr.	6-6	Chelan, Wash.	10.6	4.3	1.2 apg	29.1
13	Sammy Zeglinski ( <i>Zuh-glin-ski</i> ) <i>• Scored a career-high 25 points at Maryland</i>	G	Jr.	6-1	Philadelphia, Pa.	7.6	3.1	2.3 apg	25.3
22	Will Sherrill <i>• Had 14 points and eight rebounds on Senior Night vs. NC State</i>	F	Sr.	6-9	New York, N.Y.	4.4	3.0	0.6 apg	18.6
23	Mike Scott <i>• Will miss the rest of the season with a left ankle injury</i>	F	Sr.	6-8	Chesapeake, Va.	15.9	10.2	1.6 apg	33.7
24	KT Harrell <i>• Career-high 20 points vs. Oregon</i>	G	Fr.	6-4	Montgomery, Ala.	8.0	2.1	0.8 apg	22.3
25	Akil Mitchell ( <i>Ah-keel</i> ) <i>• 2010 North Carolina Independent School Athletic Association All-State</i>	F	Fr.	6-8	Charlotte, N.C.	2.5	2.8	0.8 apg	14.9
31	Doug Browman <i>• Walk-on who appeared in four games in 2009-10</i>	G	So.	5-11	Midlothian, Va.	--	--	--	--
32	Thomas Rogers <i>• Joined the program as a walk-on</i>	G	Fr.	6-6	Farmville, Va.	0.0	0.0	--	1.3
34	James Johnson <i>• Top 100 recruit by Scout.com and ESPNU, plans to redshirt this season</i>	F	Fr.	6-9	Wildomar, Calif.	--	--	--	--

### Head Coach:

### Associate Head Coach:

### Assistant Coaches:

### Director of Basketball Operations:

### Asst. Dir. of Operations/Video Coordinator:

### Strength and Conditioning Coach:

### Athletic Trainer:

**Tony Bennett** (Wisconsin-Green Bay '92 / second season at Virginia)

**Ritchie McKay** (Seattle Pacific '87 / second season at Virginia)

**Ron Sanchez** (SUNY-Oneonta '97 / second season at Virginia)

**Jason Williford** (Virginia '95 / second season at Virginia)

**Brad Soucie** (Christian Heritage '91 / second season at Virginia)

**Ronnie Wideman** (Washington State '06 / second season at Virginia)

**Mike Curtis** (Virginia '98 / second season at Virginia)

**Ethan Saliba** (Kansas '79 / 28th year at Virginia)

## HEAD COACH TONY BENNETT

### SECOND SEASON AT VIRGINIA

Alma Mater: Wisc.-Green Bay '92

Hometown: Green Bay, Wisc.



### CAREER RECORD

at Virginia	31-30	2 seasons
at Washington State	69-33	3 seasons
CAREER	100-63	5 seasons

### VS. RANKED OPPONENTS (AP)

at Virginia	4-6
at Washington State	11-13
CAREER	15-19

### AT VIRGINIA

- First coach in UVa history to win his first three ACC games
- Recorded his 100th career win at Maryland in the 2010-11 regular season finale

## AT WASHINGTON STATE

- 2007 National Coach of the Year
- Led the Cougars to the 2007 and 2008 NCAA Tournaments
- 2008 NCAA Sweet Sixteen
- Led WSU to the highest ranking in school history (No. 4)

### PLAYING CAREER

- Played for his father, Dick Bennett, at UWGB
- Two-time Mid-Continent Conference Player of the Year
- Finished career as the all-time leading scorer in conference history with 2,285 points
- Still the NCAA career 3-point percentage leader at 49.7 percent
- 1992 Frances Pomeroy Naismith Award (best senior player under six-feet tall)
- 1992 GTE Academic All-American of the Year
- Played three seasons in the NBA with Charlotte Hornets (1992-95)

### 2010-11 DIVISION I HEAD COACHES WHO PLAYED IN THE NBA...

Steve Alford	New Mexico
Jerome Allen	Penn
<b>Tony Bennett</b>	<b>Virginia</b>
Johnny Dawkins	Stanford
Billy Donovan	Florida
Fred Hoiberg	Iowa State
Jeff Lebo	East Carolina
Jim Les	Bradley
Sidney Lowe	NC State
Mark Macon	Binghamton
Cuonzo Martin	Missouri State
Lorenzo Romar	Washington
Larry Smith	Alcorn State
Isiah Thomas	Florida International
Brooks Thompson	UTSA
Rex Walters	San Francisco
Corliss Williamson	Central Arkansas
Sean Woods	Mississippi Valley St.

\*\*list as of the start of the 2010-11 season

# 2010-11 VIRGINIA MEN'S BASKETBALL GAME NOTES

## THE LAST TIME ...

### VIRGINIA INDIVIDUALS

- **Scored 30 points:** Mustapha Farrakhan (31) vs. Howard (1/4/11)
- **Scored 40 points:** Sean Singletary (41) at Miami (3/1/08)
- **Two players with 20 points:** Joe Harris (24) and Mustapha Farrakhan (23) at Minnesota (11/29/10)
- **Three players with 20 points:** Chris Williams (27), Roger Mason, Jr. (22) and Donald Hand (20) vs. Duke (1/5/00)
- **Four players with 20 points:** Chris Williams (23), Donald Hand (22), Adam Hall (21), and Travis Watson (20) vs. Georgetown (3/15/00)
- **A player with back-to-back 25-point games:** Sylvan Landesberg, 26 at Georgia Tech (12/28/08), 25 vs. Xavier (1/3/09)
- **One player scored in double figures:** Mustapha Farrakhan (11) vs. Duke (2/16/11)
- **Five players scored in double figures:** Assane Sene (15), Joe Harris (14), Mustapha Farrakhan (13), Sammy Zeglinski (11), Jontel Evans (10), at Wake Forest (1/29/11)
- **Six players scored in double figures:** Sean Singletary (27), Adrian Joseph (13), Jamil Tucker (13), Mamadi Diane (12), Calvin Baker (11), Laurynas Mikalauskas (11), vs. Maryland (3/9/08)
- **Seven players scored in double figures:** Cornel Parker (20), Junior Burrough (15), Ted Jeffries (14), Cory Alexander (13), Jason Williford (12), Yuri Barnes (11) and Doug Smith (11) vs. Clemson (1/13/93)
- **Had 15 rebounds:** Assane Sene (15) vs. Maryland (1/27/11)
- **Had 20 rebounds:** Travis Watson (20) vs. Wofford (1/2/03)
- **Had 25 rebounds:** Bob Mortell (25) vs. Washington & Lee (2/27/60)
- **Two players with 10 rebounds:** Sylvan Landesberg (11) and Mike Scott (10) at Maryland (1/20/09)
- **Three players with 10 rebounds:** Yuri Barnes (13), Jason Williford (12) and Junior Burrough (11) vs. Rice (12/4/93)
- **Double-Double:** Assane Sene (15 pts, 13 rebs) at Wake Forest (1/29/11)
- **Two players had a double-double:** Adrian Joseph (23 pts, 11 rebs) and Mike Scott (10 pts, 13 rebs) at Penn (11/23/07)
- **Three players had a double-double:** Jason Williford (10 pts, 15 rebs), Ted Jeffries (23 pts, 10 rebs), and Cornel Parker (11 pts, 11 rebs) at William & Mary (1/25/93)
- **Double-Double with points and assists:** Sean Singletary (22 pts, 10 assts) vs. Old Dominion (3/24/08)
- **Triple-Double:** Ralph Sampson (15 pts, 22 rebs, 10 blks) vs. Old Dominion (12/29/79)
- **Four Double-Doubles in a row:** Mike Scott [5 in a row] (27 pts, 15 rebs) vs. Oklahoma (11/23/10), (16 pts, 10 rebs) vs. Wichita State (11/24/10), (17 pts, 12 rebs) at Minnesota (11/29/10), (21 pts, 13 rebs) at Virginia Tech (12/5/10), (10 pts, 13 rebs) vs. Radford (12/7/10)
- **20 points and 20 rebounds:** Travis Watson (21 pts, 20 rebs) vs. Wofford (1/2/03)
- **10 assists:** Jontel Evans (10) vs. Howard (1/4/11)
- **5 Blocked Shots:** Assane Sene (5) at Boston College (1/19/11)
- **5 Steals:** Sammy Zeglinski (5) vs. Florida State (1/24/09)
- **Led UVA in Points, Rebounds and Assists:** Mustapha Farrakhan (21 pts, 6 rebs, 2 assts) vs. Clemson (2/2/11)
- **Hit a last second shot to win a game:** Sean Singletary vs. Duke (2/1/07) [jumper with one second in OT]; J.R. Reynolds vs. Loyola Marymount (12/23/04) [layup with 1.5 seconds in regulation]
- **Played every minute:** Sylvan Landesberg (45) vs. Clemson (2/15/09)
- **Played 40 or more minutes:** Joe Harris (41) at Miami (2/5/11)

### VIRGINIA TEAM

- **Won in Overtime:** vs. Clemson, 85-81 (2/15/09)
- **Lost in Overtime:** at Miami, 68-70 (2/5/11)
- **Played Two Overtimes:** vs. Maryland, L 89-92 (2/19/05)
- **Played Three Overtimes:** vs. Georgetown, L 111-115 (3/15/00)
- **Shot 70 percent for a Half:** 76.2% (16-21) vs. Howard 1st Half (1/4/11)
- **Shot 60 percent in a Game:** 66.7% (32-48) vs. Howard (1/4/11)
- **Shot less than 30 percent in a Game:** 28.6% (16-56) vs. Duke (2/16/11)
- **Shot 90 percent from the free throw line:** 100.0 % (11-11) at Stanford (11/18/10)
- **Shot 50 percent from 3-point line:** 57.9% (11-19) at Miami (2/5/11)
- **Shot less than 30 percent in a half:** 25.0% (6-24) in 2nd Half vs. Boston College (2/26/11)
- **Shot less than 20 percent in a half:** 16.7% (4-24) in 2nd Half vs. Radford (12/7/10)
- **Shot 55 percent or better and lost:** 56.9% (29-51) vs. Duke (3/14/03)
- **Attempted 50 FTs:** 52 (made 34) vs. Howard (12/12/94)
- **Made 30 FTs:** 31 (36 att.) vs. Tennessee (3/18/07)
- **Made 10 3-pt FGs:** 10 vs. NC State (3/1/11)
- **Failed to make a 3-pt FG:** at Georgia Tech (12/4/05)
- **Had 50 rebounds:** 50 vs. North Carolina (1/15/09)
- **Had 25 assists:** 27 vs. Howard (11/21/01)
- **Had 15 steals:** 16 vs. NC State (2/24/08)
- **Had 10 blocks:** 10 at Virginia Tech (1/10/09)
- **Scored 50 pts in a half:** 58 at Minnesota, 2nd half (11/29/10)
- **Scored 60 pts in a half:** 60 vs. Gonzaga, 1st half (1/3/07)
- **Scored 70 pts in a half:** 70 vs. Coastal Carolina, 2nd half (11/20/00)
- **Scored 100 pts (ACC):** 103 vs. Maryland (1/16/07)
- **Scored 100 pts (non-conf):** 107 vs. VMI (11/16/08)
- **Scored under 20 pts in 1st half:** 15 vs. Iowa St (12/30/10)
- **Scored under 20 pts in 2nd half:** 16 vs. BC (2/26/11)
- **Scored under 50 pts in a game:** 44 vs. BC (2/26/11)

### OPPONENT INDIVIDUALS

- **Scored 30 points:** Greivis Vasquez (30), Maryland (2/15/10)
- **Scored 35 points:** J.J. Redick (40), Duke (1/28/06)
- **Scored 40 points:** J.J. Redick (40), Duke (1/28/06)
- **Scored 50 points:** Len Chappell (50), Wake (2/12/62)
- **Two players with 20 points:** Kyle Singler (21) and Jon Scheyer (20), Duke (2/28/10)
- **Three players with 20 points:** Seth Curry (26), Kyle Ohman (26), Anthony Smith (21), Liberty (11/25/08)
- **Two players with 30 points:** Trevor Powell (31) and Tony Smith (31), Marquette (2/3/90)
- **Five players scored in double figures:** Isaiah Thomas (18), C.J. Wilcox (17), Abdul Gaddy (12), Terrence Ross (12), Justin Holiday (11), Washington (11/22/10)
- **Six players scored in double figures:** C.J. Harris (15), Ari Stewart (12), Travis McKie (12), J.T. Terrell (11), Ty Walker (11), Gary Clark (10), at Wake Forest (1/29/11)
- **Seven players scored in double figures:** Stanley Burrell (15), Drew Lavender (13), C.J. Anderson (12), B.J. Raymond (12), Josh Duncan (11), Charles Bronson (11), and Jason Love (10), at Xavier (1/3/08)
- **Double-Double:** Jeff Allen (11 pts, 15 rebs), Virginia Tech (2/19/11)
- **Double-Double with points and assists:** Eric Hayes (10 pts, 11 assts), at Maryland (1/20/09)

- **Two players had a double-double:** Donte Green (20 pts, 10 rebs) and Paul Harris (10 pts, 14 rebs), Syracuse (12/5/07)
- **Had 15 rebounds:** Jeff Allen (15), Virginia Tech (2/19/11)
- **Had 20 rebounds:** Tim Duncan (23), Wake (2/22/97)
- **Had 10 assists:** Eric Hayes (11), at Maryland (1/20/09)
- **5 Blocked Shots:** Jordan Williams (6), at Maryland (3/5/11)
- **5 Steals:** Justin Holiday (6), Washington (11/22/10)
- **Hit a last second shot to win a game:** Deron Washington of Virginia Tech (1/16/08) [0.0 seconds in overtime]

### OPPONENT TEAM

- **Shot less than 30 percent in a Game:** 27.1% (13-48) NJIT (12/21/09)
- **Shot less than 30 percent in a Game (ACC):** 29.0% (20-69), Wake Forest (2/24/96)
- **Shot 60 percent in a Game:** 63.8% (37-58), at Xavier (1/3/08)
- **Shot 55 percent or better and lost:** 55.3% (26-47), Cleveland State (11/25/09)
- **Scored 100 pts:** 106, Washington (11/22/10)
- **Scored 60 pts in a half:** 60, at Miami, 2nd half (3/1/08)
- **Scored under 20 pts in 1st half:** 13, Clemson (2/2/11)
- **Scored under 20 pts in 2nd half:** 19, NC State (2/3/10)
- **Scored under 50 pts in a game:** 47, Clemson (2/2/11)
- **Had 25 assists:** 27, at Xavier (1/3/08)
- **Had 15 steals:** 15, VMI (11/16/08)
- **Had 10 blocks:** 10 at Maryland (3/5/11)
- **Failed to make a 3-pt FG:** vs. Arizona State (11/27/99)

# 2010-11 VIRGINIA MEN'S BASKETBALL GAME NOTES

## VIRGINIA AT THE ACC TOURNAMENT

OPPONENT	Record	1st Rd.	Qtrs.	Semis	Final
Boston College	1-1 (.500)	1-1			
Clemson	6-1 (.857)	1-0	3-1	2-0	
Duke	3-15 (.167)	0-2	2-10	1-3	
Florida State	0-0 (.000)				
Georgia Tech	4-5 (.444)	0-1	3-3	1-0	0-1
Maryland	4-4 (.500)		3-2	1-2	
Miami	1-0 (1.000)	1-0			
North Carolina	3-11 (.214)		2-4	0-4	1-3
NC State	2-12 (.143)		2-7	0-4	0-1
Virginia Tech	1-0 (1.000)	1-0			
Wake Forest	6-6 (.500)		5-5	1-1	
South Carolina (former member)	0-1 (.000)		0-1		
<b>TOTALS</b>	<b>31-56 (.356)</b>	<b>4-4</b>	<b>20-33</b>	<b>6-14</b>	<b>1-5</b>

OPPONENT	LAST MEETING	LAST WIN
Boston College	2010 - W 68-62 - 1st Rd.	2010 - W 68-62 - 1st Rd.
Clemson	2004 - W 83-79 (ot) - 1st Rd.	2004 - W 83-79 (ot) - 1st Rd.
Duke	2010 - L 57-46 - Qtr.	1994 - W 66-61 - Semi.
Florida State	none	
Georgia Tech	2008 - L 94-76 - 1st Rd.	1995 - W 77-67 - Qtr.
Maryland	1994 - W 69-63 - Qtr.	1994 - W 69-63 - Qtr.
Miami	2005 - W 66-65 - 1st Rd.	2005 - W 66-65 - 1st Rd.
North Carolina	2006 - L 79-67 - Qtr.	1990 - W 92-85 (ot) - Qtr.
NC State	2007 - L 79-71 - Qtr.	1986 - W 64-62 - Qtr.
Virginia Tech	2006 - W 60-56 - 1st Rd.	2006 - W 60-56 - 1st Rd.
Wake Forest	1996 - L 70-60 - Qtr.	1993 - W 61-57 - Qtr.

OPPONENT	SERIES STREAK AT ACC TOURNAMENT
Boston College	W1
Clemson	W4
Duke	L6
Florida State	--
Georgia Tech	L2
Maryland	W1
Miami	W1
North Carolina	L5
NC State	L3
Virginia Tech	W1
Wake Forest	L2

### VIRGINIA'S ACC TOURNAMENT RECORD...

No. 8 seed	0-5*
In Greensboro	13-22
As the higher seed	13-7
As the lower seed	18-49

\* all came when the tournament was eight teams and the #8 seed played the #1 seed in the quarterfinals

### LAST TOURNAMENT WIN

Overall...

(9) Virginia def. (8) Boston College 68-62  
2010 - 1st Round - Greensboro, N.C.

In Greensboro...

(9) Virginia def. (8) Boston College 68-62  
2010 - 1st Round - Greensboro, N.C.

As the lower seed...

(9) Virginia def. (8) Boston College 68-62  
2010 - 1st Round - Greensboro, N.C.

Quarterfinal...

(4) Virginia def. (5) Georgia Tech 77-67  
1995 - Greensboro, N.C.

Semifinal...

(4) Virginia def. (1) Duke 66-61  
1994 - Charlotte, N.C.

Final...

(6) Virginia def. (1) North Carolina 67-62  
1976 - Landover, Md.

### LOST TO EVENTUAL CHAMPION

2010 Duke	Lost in Quarterfinals
2005 Duke	Lost in Quarterfinals
2003 Duke	Lost in Quarterfinals
1999 Duke	Lost in First Round
1997 North Carolina	Lost in Quarterfinals
1996 Wake Forest	Lost Quarterfinals
1995 Wake Forest	Lost in Semifinals
1994 North Carolina	Lost in Final
1991 North Carolina	Lost in Semifinals
1990 Georgia Tech	Lost in Final
1988 Duke	Lost in Quarterfinals
1986 Duke	Lost in Semifinals
1985 Georgia Tech	Lost in Quarterfinals
1983 NC State	Lost in Final
1982 North Carolina	Lost in Final
1977 North Carolina	Lost in Final
1974 NC State	Lost in Semifinals
1973 NC State	Lost in Semifinals
1970 NC State	Lost in Semifinals
1965 NC State	Lost in Quarterfinals
1963 Duke	Lost in Quarterfinals
1962 Wake Forest	Lost in Quarterfinals
1959 NC State	Lost in Semifinals
1958 Maryland	Lost in Quarterfinals



# 2010-11 VIRGINIA MEN'S BASKETBALL GAME NOTES

## ACC TOURNAMENT HISTORY

Year (Seed)	Quarterfinals	Semifinals	Finals
1954 (8)	L - Duke 68-96		
1955 (6)	W - Maryland 68-67 (ot)	L - Duke 77-90 (ot)	
1956 (7)	L - North Carolina 77-81		
1957 (7)	L - Maryland 69-72		
1958 (5)	L - Maryland 66-70		
1959 (5)	W - Maryland 66-65	L - NC State 63-66	
1960 (8)	L - North Carolina 62-81		
1961 (7)	L - Duke 54-89		
1962 (8)	L - Wake Forest 58-81		
1963 (8)	L - Duke 70-89		
1964 (7)	L - Wake Forest 60-79		
1965 (7)	L - NC State 69-106		
1966 (7)	L - NC State 77-86		
1967 (7)	L - Duke 78-99		
1968 (5)	L - South Carolina 78-101		
1969 (6)	L - Duke 86-99		
1970 (7)	W - North Carolina 95-93	L - NC State 66-67	
1971 (5)	W - Wake Forest 85-84	L - North Carolina 68-78	
1972 (3)	W - Wake Forest 74-65	L - Maryland 57-62	
1973 (5)	W - Duke 59-55	L - NC State 51-63	
1974 (4)	W - Clemson 68-63	L - NC State 66-87	
1975 (5)	L - NC State 85-91		
<b>1976 (6)</b>	<b>W - NC State 75-63</b>	<b>W - Maryland 73-65</b>	<b>W - North Carolina 67-62</b>
1977 (7)	W - Wake Forest 59-57	W - Clemson 72-60	L - North Carolina 69-75
1978 (4)	L - Wake Forest 61-72		
1979 (3)	L - NC State 78-82		
1980 (5)	L - Clemson 49-57		
1981 (1)	W - Georgia Tech 76-47	L - Maryland 62-85	
1982 (2)	W - Clemson 56-54	W - Wake Forest 51-49 (ot)	L - North Carolina 45-47
1983 (2)	W - Duke 109-66	W - Georgia Tech 96-67	L - NC State 78-81
1984 (6)	L - Wake Forest 51-63		
1985 (8)	L - Georgia Tech 48-55		
1986 (5)	W - NC State 64-62	L - Duke 70-75	
1987 (4)	W - Georgia Tech 55-54	L - North Carolina 82-84 (2 ot)	
1988 (6)	L - Duke 48-60		
1989 (3)	W - Clemson 90-73	L - Duke 58-69	
1990 (5)	W - North Carolina 92-85 (ot)	W - Clemson 69-66	L - Georgia Tech 61-70
1991 (6)	W - Wake Forest 70-66	L - North Carolina 71-76	

### Virginia ACC Tournament Coaching Records

Bus Male (1954-57)	1-4	.200
Billy McCann (1958-63)	1-6	.143
Bill Gibson (1964-74)	5-11	.313
Terry Holland (1975-90)	15-15	.500
Jeff Jones (1991-98)	5-8	.385
Pete Gillen (1999-2005)	2-7	.222
Dave Leitao (2006-2009)	1-4	.200
Tony Bennett (2010-pres.)	1-1	.500

Year (Seed)	First Round	Quarterfinals	Semifinals	Finals
1992 (5)		L - Georgia Tech 56-68		
1993 (5)		W - Wake Forest 61-57	L - North Carolina 56-74	
1994 (4)		W - Maryland 69-63	W - Duke 66-61	L - North Carolina 66-73
1995 (4)		W - Georgia Tech 77-67	L - Wake Forest 68-77	
1996 (7)		L - Wake Forest 60-70		
1997 (6)		L - North Carolina 68-78		
1998 (9)	L - Duke 41-63			
1999 (9)	L - Duke 67-104			
2000 (3)		L - NC State 65-76		
2001 (4)		L - Georgia Tech 69-74		
2002 (5)		L - NC State 72-92		
2003 (6)		L - Duke 76-83		
2004 (7)	W - Clemson 83-79 (ot)	L - Duke 74-84		
2005 (11)	W - Miami 66-65	L - Duke 64-76		
2006 (7)	W - Virginia Tech 60-56	L - North Carolina 79-67		
2007 (2)		L - NC State 71-79		
2008 (10)	L - Georgia Tech 94-76			
2009 (11)	L - Boston College 76-63			
2010 (9)	W - Boston College 68-62	L - Duke 57-46		

# 2010-11 VIRGINIA MEN'S BASKETBALL GAME NOTES

## ACC TOURNAMENT SUPERLATIVES

HIGHS	VIRGINIA	LOWS
109# vs. Duke (1983)	<b>Points</b>	41 vs. Duke (1998)
43 vs. Duke (1983) (109-66)	<b>Margin of Victory</b>	1 on five occasions (last : vs. Miami, 2005)
40 vs. Duke (1983) (40-71)	<b>Field Goals Made</b>	16 vs. Duke (1998) (16-47)
91 vs. Duke (1954) (19-91)	<b>Field Goals Attempted</b>	33 vs. North Carolina (1982) (22-33)
66.7 vs. North Carolina (1982) (22-33)	<b>Field Goal Pct.</b>	20.9 vs. Duke (1954) (19-91)
11 vs. North Carolina (1997) (11-32)	<b>3-Point FG Made</b>	1 vs. Georgia Tech (1987) (1-6)
32 vs. North Carolina (1997) (11-32)	<b>3-Point FG Attempted</b>	3 vs. North Carolina (1987) (2-3)
100.0* vs. Georgia Tech (1983) (5-5)	<b>3-Point FG Pct. *</b>	16.7 vs. Georgia Tech (1987) (1-6)
66.7 vs. North Carolina (1987) (2-3)	(since 3-point line adopted nationally)	16.7 vs. Georgia Tech (1987)
58.3 vs. Duke (2003) (7-12)	(min. 10 3FGA)	20.0 vs. Georgia Tech (1990) (5-25)
35 vs. Clemson (1989) (35-47)	<b>Free Throws Made</b>	20.0 vs. Duke (1994) (2-10)
47 vs. North Carolina (1970) (31-47)	<b>Free Throws Attempted</b>	1# vs. North Carolina (1982) (1-1)
47 vs. Clemson (1989) (35-47)	<b>Free Throw Pct. (min. 10 FTA)</b>	1# vs. Wake Forest (1984) (1-3)
89.7 vs. North Carolina (2006) (26-29)	<b>Best Perfect FT game</b>	1# vs. North Carolina (1982) (1-1)
7-7 vs. Wake Forest (1982)	<b>Offensive Rebounds</b>	25.0# vs. Wake Forest (1962) (4-16)
27 vs. Georgia Tech (1992)	<b>Rebounds</b>	5 vs. Wake Forest (1996)
54 vs. North Carolina (1970)	<b>Rebound Margin</b>	14 vs. North Carolina (1982)
+17 vs. Georgia Tech (1995) (44-27)	<b>Personal Fouls</b>	-35 vs. North Carolina (1960) (62-27)
33 vs. N.C. State (1979)	<b>Disqualifications</b>	11 vs. Duke (1973); vs. Boston College (2010)
5 vs. N.C. State (1979)	<b>Assists</b>	0 - many times
21 vs. Clemson (1989)	<b>Turnovers</b>	2 vs. N.C. State (1965)
29 vs. N.C. State (1976)	<b>Blocked Shots</b>	4 vs. Maryland (1972); vs. North Carolina (1997)
8 vs. Maryland (1994)	<b>Steals</b>	0 - 11 times
16 vs. Georgia Tech (1981)		1 vs. North Carolina (1976), 1 vs. North Carolina (1982), 1 vs. Duke (1998)

HIGHS	OPPONENTS	LOWS
106, N.C. State (1965)	<b>Points</b>	47, Georgia Tech (1981)
37, N.C. State (1965) (106-69)	<b>Margin of Victory</b>	47, North Carolina (1982)
37, Duke (1999) (104-67)	<b>Field Goals Made</b>	1, N.C. State (1970) (67-66)
45, N.C. State (1965) (45-80)	<b>Field Goals Attempted</b>	18, Duke (1988) (18-45)
99, Duke (1954) (41-99)	<b>Field Goal Pct.</b>	36, Maryland (1972) (20-64)
61.9, N.C. State (2000) (25-41)	<b>3-Point FG Made</b>	31.3, Miami (2005) (20-64)
13, N.C. State (2002) (13-18)	<b>3-Point FG Attempted</b>	0, Georgia Tech (1987) (0-3)
13, Ga. Tech (2008) (13-24)	<b>3-Point FG Pct.</b>	3, Georgia Tech (1987) (0-3)
28, Georgia Tech (2001) (9-28)	(min. 10 3FGA)	0.0, Georgia Tech (1987) (0-3)
28, Duke (2005) (10-28)	<b>Free Throws Made</b>	18.2, Clemson (1990) (2-11)
72.2, N.C. State (2002) (13-18)	<b>Free Throws Attempted</b>	18.2, Virginia Tech (2006) (2-11)
72.2, N.C. State (2002) (13-18)	<b>Free Throw Pct. (min. 10 FTA)</b>	4, Clemson (1982) (4-6)
35, North Carolina (1956) (35-44)	<b>Best Perfect FT game</b>	6, Clemson (1982) (4-6)
44, North Carolina (1956) (35-44)	<b>Offensive Rebounds</b>	6, North Carolina (1982) (5-6)
88.9, Maryland (1972) (24-27)	<b>Rebounds</b>	38.9 N.C. State (1976) (7-18)
7-7, Duke (1973)	<b>Rebound Margin</b>	4, Wake Forest (1993)
23, Duke (2005)	<b>Personal Fouls</b>	17, Wake Forest (1982)
65, Duke (1954)	<b>Disqualifications</b>	-17, Georgia Tech (1995) (44-27)
+35, North Carolina (1960) (62-27)	<b>Assists</b>	8, North Carolina (1982)
35, Clemson (1989)	<b>Turnovers</b>	0, many times
4, N.C. State (1976)	<b>Blocked Shots</b>	4, Duke (1967)
22, Georgia Tech (2008)	<b>Steals</b>	4, Wake Forest (1978)
27, Georgia Tech (1987)		3, North Carolina (1982)
13, Georgia Tech (1992)		0, five times
17, Wake Forest (1984)		1, Boston College (2010)

# ACC Tournament record

\* recorded using experimental distance of 17'9" during 1983 season only

# 2010-11 VIRGINIA MEN'S BASKETBALL GAME NOTES

## ACC TOURNAMENT INDIVIDUAL SUPERLATIVES

Virginia		Opponent
42, Buzzy Wilkinson vs. Duke (1954)	<b>Points</b>	41, Charlie Scott, North Carolina (1970)
19, Gus Gerard vs. Clemson (1974)	<b>Rebounds</b>	19, Jay Buckley, Duke (1963)
13, Buzzy Wilkinson vs. Duke (1954) (13-44)	<b>Field Goals Made</b>	16, David Thompson, N.C. State (1974) (16-26)
13, Junior Burrough vs. Georgia Tech (1995) (13-23)	<b>Field Goals Attempted</b>	30, Charlie Scott, North Carolina (1970) (12-30)
44#&, Buzzy Wilkinson vs. Duke (1954) (13-44)	<b>FG Pct. (min. 10 FGA)</b>	90.0, Frank Christie, Wake Forest (1964) (9-10)
90.9, Anthony Oliver vs. No. Carolina (1990) (10-11)	<b>FG Pct. (min. 10 FGM)</b>	71.4, Randy Denton, Duke (1969) (10-14)
90.9, Anthony Oliver vs. No. Carolina (1990) (10-11)	<b>Best Perfect FG game</b>	71.4, Frank Johnson, Wake Forest (1978) (10-14)
6-6, Otis Fulton vs. North Carolina (1976)	<b>3-Point FG Made</b>	6-6, Dave Chadwick, North Carolina (1971)
6, Curtis Staples vs. Wake Forest (1996) (6-11)	<b>3-Point FG Attempted</b>	8*, Mark Price, Georgia Tech (1983) (8-11)
14, Curtis Staples vs. North Carolina (1997) (5-14)	<b>3FG Pct. (min. 5 3FGA)</b>	6, Randolph Childress, Wake Forest (1995) (6-15)
71.4, Court. Alexander vs. No. Carolina (1997) (5-7)	<b>Best Perfect 3FG game</b>	6, Anthony Morrow, Georgia Tech (2008) (6-9)
71.4, J.R. Reynolds vs. Miami (2005) (5-7)	<b>Free Throws Made</b>	15, Randolph Childress, Wake Forest (1995) (6-15)
4-4*, Othell Wilson vs. Georgia Tech (1983)	<b>Free Throws Attempted</b>	80.0, Illian Evtimov, N.C. State (2002) (4-5)
3-3, Chris Williams vs. N.C. State (2002)	<b>FT Pct. (min. 10 FTA)</b>	80.0, Maurice Miller, Georgia Tech (2008) (4-5)
16, Buzzy Wilkinson vs. Duke (1954) (16-22)	<b>Best Perfect FT game</b>	4-4, Archie Miller, N.C. State (2002)
22#, Buzzy Wilkinson vs. Duke (1954) (16-22)	<b>Assists</b>	4-4, Daniel Ewing, Duke (2004)
100.0, Mike Owens vs. No. Carolina (1977) (10-10)	<b>Turnovers</b>	17, Charlie Scott, North Carolina (1970) (17-21)
100.0, Sean Singletary vs. No. Carolina (2006) (12-12)	<b>Blocked Shots</b>	21, Charlie Scott, North Carolina (1970) (17-21)
12-12, Sean Singletary vs. North Carolina (2006)	<b>Steals</b>	91.7, Rakim Sanders, Boston College (2009) (11-12)
12, John Johnson vs. North Carolina (1987)	<b>Offensive Rebounds</b>	8-8, seven times, last: Randolph Childress, WFU ('95)
11, Chip Case vs. North Carolina (1970)	<b>Minutes Played</b>	11, King Rice, North Carolina (1990)
5, Tunji Soroye vs. Duke (2005)		9, Stu Lyon, Georgia Tech (1981)
7&, Othell Wilson vs. Wake Forest (1984)		7, Matt Geiger, Georgia Tech (1992)
10&, Bryant Stith vs. Georgia Tech (1992) (13 tot.)		9^#, Justin Gainey, N.C. State (2000)
50, John Johnson vs. North Carolina (1987)		8, Dale Davis, Clemson (1989) (15 tot.)
		48, Joe Wolf, North Carolina (1987)

\* recorded using experimental distance of 17'9" during 1983 season only # ACC Tournament record & school record ^UVA opponent

### VIRGINIA'S TOP-10 PERFORMANCES

Points	
1. Buzzy Wilkinson vs. Duke 1954	42
2. Junior Burrough vs. Georgia Tech 1995	36
3. Buzzy Wilkinson vs. Duke 1955	32
Bryant Stith vs. North Carolina 1990	32
J.R. Reynolds vs. Miami 2005	32
6. Wally Walker vs. N.C. State 1975	31
Junior Burrough vs. Wake Forest 1995	31
8. Buzzy Wilkinson vs. Maryland 1955	30
Gus Gerard vs. Clemson 1974	30
10. Jim Connelly vs. Duke 1967	29
Sean Singletary vs. North Carolina 2006	29

### Rebounds

1. Gus Gerard vs. Clemson 1974	19
2. Ralph Sampson vs. Clemson 1980	18
3. Herb Busch vs. Maryland 1957	17
John Gidding vs. Duke 1969	17
5. Scott McCandlish vs. Wake Forest 1972	16
6. Rich Katstra vs. Wake Forest 1964	15
Mike Wilkes vs. South Carolina 1968	15
Scott McCandlish vs. North Carolina 1970	15
Norman Nolan vs. Duke 1998	15
10. Five with ...	14
Last: Steve Castellan vs. N.C. State 1979	

### OPPONENT'S TOP-10 PERFORMANCES


Points	
1. Charlie Scott, North Carolina 1970	41
2. David Thompson, N.C. State 1975	38
3. David Thompson, N.C. State 1974	37
4. Lennie Rosenbluth, North Carolina 1956	35
Bob Verga, Duke 1967	35
6. Ronnie Mayer, Duke 1955	34
7. Mark Price, Georgia Tech 1983	33
8. Archie Miller, N.C. State, 2002	32
Daniel Ewing, Duke, 2003	32
10. Skip Harlicka, South Carolina 1968	31

### Rebounds

1. Jay Buckley, Duke 1963	19
2. Art Heyman, Duke 1963	18
3. Doug Moe, North Carolina 1960	17
4. Len Chappell, Wake Forest 1962	16
5. Carroll Youngkin, Duke 1961	15
Dale Davis, Clemson 1989	15
Rick Fox, North Carolina 1991	15
Tim Duncan, Wake Forest 1996	15
9. Nine with ...	14
Last: Anthony King, Miami 2005	

# JONTELEEVANS

#1



Sophomore • Guard • 5-11 • 190 • Hampton, Va. • Bethel

## 2010-11 SEASON:

- Had nine points and an ACC career-high seven assists at Georgia Tech (2/23)
- Had seven points and five assists vs. Virginia Tech (2/19)
- Had nine points, five rebounds and five assists at Miami
- Had 10 points (5-6 FGs) at Wake Forest
- Tied a career high with 11 points vs. North Carolina
- Had a career-high 10 assists and tied a career high with three steals vs. Howard (became the first Cavalier to have 10 assists in a game since Sean Singletary vs. ODU in 2008)
- Had eight points, six assists, four rebounds, three steals and no turnovers vs. LSU
- Had seven points vs. Oregon
- Tied a career high with three steals vs. Radford
- Had 10 points and five assists vs. Wichita State
- Had five points, five rebounds, six assists, three steals and no turnovers vs. Oklahoma
- Scored a career-high 11 points at Stanford, playing a career-high 37 minutes
- Had 10 points vs. USC Upstate
- Had six points and seven assists vs. William & Mary
- Had seven points and six rebounds in the exhibition vs. Roanoke College

## SINGLE GAME BESTS

### POINTS

Season: 11 at Stan (11/18/10), vs. UNC (1/8/11)  
 Career: 11 at Stan (11/18/10), vs. UNC (1/8/11)  
 ACC: 11 vs. North Carolina (1/8/11)

### REBOUNDS

Season: 5 on three occasions  
 Career: 7 vs. Miami (1/16/10)  
 ACC: 7 vs. Miami (1/16/10)

### FG MADE

Season: 5 vs. UNC (1/8/11), at Wake (1/29/11)  
 Career: 5 vs. UNC (1/8/11), at Wake (1/29/11)  
 ACC: 5 vs. UNC (1/8/11), at Wake (1/29/11)

### FG ATTEMPTS

Season: 14 at Boston College (1/19/11)  
 Career: 14 at Boston College (1/19/11)  
 ACC: 14 at Boston College (1/19/11)

### 3 PT FG MADE

Season: 1 on five occasions  
 Career: 1 on seven occasions  
 ACC: 1 on four occasions

### 3 PT FG ATTEMPTS

Season: 3 vs. Virginia Tech (2/19/11)  
 Career: 3 vs. Virginia Tech (2/19/11)  
 ACC: 3 vs. Virginia Tech (2/19/11)

### FT MADE

Season: 4 vs. Wichita State (11/24/10)  
 Career: 4 vs. Wichita State (11/24/10)  
 ACC: 3 on three occasions

### FT ATTEMPTS

Season: 8 vs. Wichita State (11/24/10)  
 Career: 8 vs. Wichita State (11/24/10)  
 ACC: 6 vs. Georgia Tech (1/22/11)

### ASSISTS

Season: 10 vs. Howard (1/4/11)  
 Career: 10 vs. Howard (1/4/11)  
 ACC: 7 at Georgia Tech (2/23/11)

### TURNOVERS

Season: 6 vs. Washington (11/22/10)  
 Career: 6 vs. Washington (11/22/10)  
 ACC: 5 at Florida State (2/12/11)

### BLOCKS

Season: 1 vs. Ore (12/17/10), Seattle (12/22/10)  
 Career: 1 on three occasions  
 ACC: 1 vs. Duke (2/28/10)

### STEALS

Season: 3 on five occasions  
 Career: 3 on nine occasions  
 ACC: 3 on three occasions

### MINUTES

Season: 37 at Stanford (11/18/10)  
 Career: 37 at Stanford (11/18/10)  
 ACC: 35 vs. Clemson (2/2/11)

## 2010-11 GAME-BY-GAME:

Opponent	GP-GS	FG-FGA	3FG-3FGA	FT-FTA	Off-Def	Total	A	TO	Blk	Stl	PF	Min	Pts
W&M	1-1	3-4	0-0	0-0	0-2	2	7	1	0	1	0	31	6
USC Upstate	2-2	4-7	0-0	2-4	2-2	4	1	0	0	1	1	30	10
at Stanford	3-3	4-9	0-0	3-3	1-2	3	5	3	0	2	1	37	11
vs. Washington	4-4	1-3	0-0	1-2	1-0	1	3	6	0	0	4	20	3
vs. Oklahoma	5-5	2-3	0-0	1-2	0-5	5	6	0	0	3	1	27	5
vs. Wichita St	6-6	3-11	0-2	4-8	0-3	3	5	4	0	1	4	34	10
at Minnesota	7-7	1-2	0-0	1-2	0-1	1	5	3	0	1	4	28	3
at Virginia Tech	8-8	2-6	0-0	0-0	0-2	2	4	1	0	0	3	19	4
Radford	9-9	0-2	0-0	2-2	0-1	1	2	3	0	3	3	26	2
Oregon	10-10	2-4	0-0	3-4	0-1	1	1	5	1	1	2	27	7
Norfolk St	11-11	1-4	1-1	0-0	1-3	4	2	2	0	0	3	23	3
Seattle	12-11	1-3	0-0	2-4	2-1	3	0	2	1	1	2	23	4
Iowa State	13-12	2-5	0-1	0-1	0-1	1	2	0	0	2	2	26	4
LSU	14-13	4-7	0-1	0-0	0-4	4	6	0	0	3	1	32	8
Howard	15-14	0-2	0-0	0-0	0-0	0	10	2	0	3	2	25	0
N. Carolina	16-15	5-9	1-1	0-0	0-3	3	4	1	0	2	2	32	11
at Duke	17-16	2-8	0-0	2-4	0-3	3	3	3	0	2	3	34	6
at BC	18-17	3-14	0-0	0-0	2-2	4	2	1	0	0	4	26	6
Georgia Tech	19-18	0-3	0-0	3-6	0-2	2	5	2	0	2	3	31	3
Maryland	20-19	2-5	1-1	1-2	0-1	1	1	2	0	0	4	22	6
at Wake	21-20	5-6	0-0	0-0	0-4	4	3	1	0	1	2	31	10
Clemson	22-21	3-5	0-0	0-1	0-2	2	2	1	0	2	3	35	6
at Miami	23-22	3-7	1-1	2-2	0-5	5	5	1	0	2	1	31	9
at Florida St	24-23	1-6	0-0	0-0	3-2	5	5	5	0	3	2	32	2
Duke	25-24	3-7	0-0	0-0	1-0	1	0	2	0	1	1	20	6
Virginia Tech	26-25	3-6	1-3	0-0	0-1	1	5	3	0	0	3	31	7
at Georgia Tech	27-26	3-7	0-0	3-3	0-2	2	7	1	0	2	3	34	9
Boston College	28-27	1-8	0-2	0-0	0-0	0	4	1	0	1	4	27	2
NC State	29-27	2-8	0-1	0-0	0-2	2	1	0	0	0	1	13	4
at Maryland	30-27	1-3	0-0	0-0	0-0	0	1	0	0	0	0	14	2


## CAREER STATISTICS

Year	G-GS	Min-Avg.	FG-FGA	Pct.	3FG-3FGA	Pct.	FT-FTA	Pct.	Off-Def.	Reb-Avg.	PF-DQ	Ast	TO	Blk	Stl	Pts-Avg
2009-10	31-11	512-16.5	31-84	.369	2-12	.167	9-16	.563	6-40	46-1.5	55-1	60	27	1	34	73-2.4
ACC	16-10	287-17.9	14-53	.264	0-7	.000	6-12	.500	5-18	23-1.4	34-1	31	13	1	19	34-2.1
2010-11	30-27	821-27.4	67-174	.385	5-14	.357	30-50	.600	13-57	70-2.3	69-0	107	56	2	40	169-5.6
ACC	16-14	432-27.0	39-108	.361	4-9	.444	11-18	.611	6-31	37-2.3	39-0	52	25	0	18	93-5.8
2009-10	61-38	1333-21.9	98-258	.380	7-26	.269	39-66	.591	19-97	116-1.9	124-1	167	83	3	74	242-4.0
ACC	32-24	719-22.5	53-161	.329	4-16	.250	17-30	.567	11-49	60-1.9	73-1	83	38	1	37	127-4.0



# MUSTAPHA FARRAKHAN

#2



Senior • Guard • 6-4 • 181 • Harvey, Ill. • Thornton Township

## 2010-11 SEASON:

- Honorable Mention All-ACC
- Tri-captain
- Had 19 points at Maryland (3/5)
- Had 15 points vs. NC State
- Had 17 points (9-10 FT) at Georgia Tech (2/23)
- Had 16 points vs. Virginia Tech (2/19)
- Had 11 points vs. #5 Duke (2/16)
- Had 20 points at Miami in a career-high 38 minutes
- Had 21 points (including six in the final 36 seconds) and six rebounds vs. Clemson
- Had 13 points at Wake Forest
- Had an ACC career-high 23 points and tied a career high with five assists vs. Georgia Tech (1/22)
- Had 14 points and a career-high seven rebounds at Boston College (1/19)
- Had 15 points at #1 Duke (1/15)
- Had 11 points vs. North Carolina
- Scored a career-high 31 points (11-12 FG, 8-9 3FG) vs. Howard, tying a school record with eight consecutive 3-pointers made
- Had 18 points and five rebounds vs. Norfolk State
- Had 17 points vs. Oregon
- Had 14 points vs. Radford
- Scored nine points, had five rebounds, and tied career highs with five assists and two blocks at Virginia Tech
- Had 23 points (8-14 FG, 4-5 3FG), had five rebounds and four assists at #15 Minnesota

## SINGLE GAME BESTS

### POINTS

Season: 31 vs. Howard (1/4/11)  
 Career: 31 vs. Howard (1/4/11)  
 ACC: 23 vs. Georgia Tech (1/22/11)

### REBOUNDS

Season: 7 at Boston College (1/19/11)  
 Career: 7 at Boston College (1/19/11)  
 ACC: 7 at Boston College (1/19/11)

### FG MADE

Season: 11 vs. Howard (1/4/11)  
 Career: 11 vs. Howard (1/4/11)  
 ACC: 7 at Miami (2/5/11)

### FG ATTEMPTS

Season: 15 at Florida State (2/12/11)  
 Career: 15 vs. UNC (1/15/09), at FSU (2/12/11)  
 ACC: 15 vs. UNC (1/15/09), at FSU (2/12/11)

### 3 PT FG MADE

Season: 8 vs. Howard (1/4/11)  
 Career: 8 vs. Howard (1/4/11)  
 ACC: 4 at Virginia Tech (1/10/09)

### 3 PT FG ATTEMPTS

Season: 9 vs. Howard (1/4/11), at FSU (2/12/11)  
 Career: 9 vs. Howard (1/4/11), at FSU (2/12/11)  
 ACC: 9 at Florida State (2/12/11)

### FT MADE

Season: 9 vs. GT (1/22/11), at GT (2/23/11)  
 Career: 9 vs. GT (1/22/11), at GT (2/23/11)  
 ACC: 9 vs. GT (1/22/11), at GT (2/23/11)

### FT ATTEMPTS

Season: 11 vs. Georgia Tech (1/22/11)  
 Career: 11 vs. Georgia Tech (1/22/11)  
 ACC: 11 vs. Georgia Tech (1/22/11)

### ASSISTS

Season: 5 at VT (12/5/10), vs. GT (1/22/11)  
 Career: 5 on three occasions  
 ACC: 5 on three occasions

### TURNOVERS

Season: 5 vs. Duke (2/16/11)  
 Career: 5 vs. Duke (2/16/11)  
 ACC: 5 vs. Duke (2/16/11)

### BLOCKS

Season: 2 at Virginia Tech (12/5/10)  
 Career: 2 on four occasions  
 ACC: 2 on three occasions

### STEALS

Season: 2 on six occasions  
 Career: 3 vs. Georgia Tech (1/13/10)  
 ACC: 3 vs. Georgia Tech (1/13/10)

### MINUTES

Season: 38 at Miami (2/5/11)  
 Career: 38 at Miami (2/5/11)  
 ACC: 38 at Miami (2/5/11)

## 2010-11 GAME-BY-GAME:

Opponent	GP-GS	FG-FGA	3FG-3FGA	FT-FTA	Off-Def	Total	A	TO	Blk	Stl	PF	Min	Pts
W&M	1-1	3-8	3-7	1-2	0-4	4	1	1	0	2	1	28	10
USC Upstate	2-2	4-8	1-4	2-2	0-1	1	2	3	1	0	3	24	11
at Stanford	3-3	4-10	2-7	4-4	0-1	1	2	3	0	1	2	30	14
vs. Washington	4-4	1-8	0-4	2-2	0-1	1	3	2	0	0	0	25	4
vs. Oklahoma	5-4	5-7	0-0	0-3	0-0	0	3	2	0	2	2	33	10
vs. Wichita St	6-4	0-1	0-0	0-0	0-0	0	0	3	1	1	4	13	0
at Minnesota	7-4	8-14	4-5	3-4	2-3	5	4	0	0	0	1	34	23
at Virginia Tech	8-5	3-4	0-1	3-5	0-5	5	5	0	2	2	2	36	9
Radford	9-6	2-7	2-4	8-8	1-2	3	1	1	1	0	1	30	14
Oregon	10-7	5-11	2-4	5-5	0-3	3	1	2	1	1	0	34	17
Norfolk St	11-8	7-14	2-5	2-2	0-5	5	2	2	1	2	2	35	18
Seattle	12-9	1-12	0-7	4-4	0-1	1	0	0	0	0	2	29	6
Iowa State	13-10	2-10	0-4	2-2	0-2	2	0	3	0	1	0	23	6
LSU	14-10	2-6	1-5	6-8	1-2	3	2	1	0	0	0	25	11
Howard	15-11	11-12	8-9	1-2	0-1	1	0	2	0	0	0	28	31
N. Carolina	16-12	3-9	1-5	4-4	1-1	2	2	1	0	0	1	31	11
at Duke	17-13	4-7	3-3	4-5	0-3	3	2	1	0	2	0	32	15
at BC	18-14	5-9	1-3	3-4	1-6	7	4	2	0	0	5	36	14
Georgia Tech	19-15	6-10	2-4	9-11	0-3	3	5	3	0	0	3	37	23
Maryland	20-16	3-10	0-3	2-5	0-3	3	2	4	0	0	3	29	8
at Wake	21-17	5-13	1-5	2-3	0-3	3	1	2	0	0	2	36	13
Clemson	22-18	6-11	3-6	6-6	0-6	6	2	3	1	0	0	35	21
at Miami	23-19	7-11	2-4	4-9	0-3	3	1	4	0	1	4	38	20
at Florida St	24-20	3-15	1-9	0-0	1-2	3	0	1	0	0	1	28	7
Duke	25-21	4-14	1-2	2-3	1-2	3	0	5	0	0	1	33	11
Virginia Tech	26-22	5-12	3-7	3-4	1-0	1	1	4	1	0	2	25	16
at Georgia Tech	27-23	3-9	2-4	9-10	0-2	2	2	4	0	1	3	36	17
Boston College	28-24	4-13	2-5	0-1	0-3	3	1	3	0	0	1	31	10
NC State	29-25	5-12	1-3	4-5	1-3	4	3	2	0	1	0	34	15
at Maryland	30-26	6-14	1-4	6-7	0-2	2	3	2	0	2	1	32	19

## CAREER STATISTICS

Year	G-GS	Min-Avg.	FG-FGA	Pct.	3FG-3FGA	Pct.	FT-FTA	Pct.	Off-Def.	Reb-Avg.	PF-DQ	Ast	TO	Blk	Stl	Pts-Avg
2007-08	19-0	115-6.1	7-38	.184	2-16	.125	1-5	.200	4-11	15-0.8	9-0	5	12	0	2	17-0.9
ACC	6-0	43-7.2	1-13	.077	1-7	.143	1-3	.333	2-4	6-1.0	3-0	1	3	0	0	4-0.7
2008-09	23-2	239-10.4	33-95	.347	14-41	.341	18-20	.900	4-12	16-0.7	28-1	14	21	2	4	98-4.3
ACC	12-0	135-11.3	17-54	.315	8-26	.308	9-9	1.000	2-6	8-0.7	16-1	8	9	2	2	51-4.3
2009-10	30-10	631-21.0	62-173	.358	23-74	.311	47-60	.783	12-40	52-1.7	31-0	59	44	7	15	194-6.5
ACC	15-1	295-19.7	32-85	.376	9-34	.265	19-28	.679	7-18	25-1.7	14-0	26	21	4	8	92-6.1
2010-11	30-26	920-30.7	127-301	.422	49-133	.368	101-130	.777	10-73	83-2.8	47-1	55	66	9	19	404-13.5
ACC	16-16	529-33.1	72-173	.416	24-68	.353	61-82	.744	6-47	53-3.3	29-1	34	41	4	9	229-14.3
<b>CAREER</b>	<b>102-38</b>	<b>1905-18.7</b>	<b>229-607</b>	<b>.377</b>	<b>88-264</b>	<b>.333</b>	<b>167-215</b>	<b>.777</b>	<b>30-136</b>	<b>166-1.6</b>	<b>115-2</b>	<b>133</b>	<b>143</b>	<b>18</b>	<b>40</b>	<b>713-7.0</b>
ACC	49-17	1002-20.4	122-325	.375	42-135	.311	90-122	.738	17-75	92-1.9	62-2	69	74	10	19	376-7.7

# KT HARRELL

# #24



Freshman • Guard • 6-4 • 204 • Montgomery, Ala. • Brewbaker Tech Magnet

## 2010-11 SEASON:

- Had seven points vs. #5 Duke (2/16)
- Had 17 points and three assists vs. Georgia Tech (1/22)
- Had 13 points at Boston College (1/19)
- Had 13 points vs. North Carolina
- Had 14 points vs. Howard
- Had 15 points vs. LSU
- Had nine points vs. Iowa State
- Had 16 points vs. Seattle
- Had nine points vs. Norfolk State
- ACC Rookie of the Week (12/20/10)
- Had 20 points (8-12 FG) vs. Oregon
- Had 13 points (5-6 FG, 3-3 3FG) vs. Radford
- Had seven points at Virginia Tech
- Had seven points at #15 Minnesota
- Had 10 points vs. Wichita State
- Had 14 points and eight rebounds vs. #13 Washington
- Had 13 points and five rebounds vs. William & Mary in his collegiate debut
- Had 10 points and five rebounds in the exhibition game vs. Roanoke College

## SINGLE GAME BESTS

### POINTS

Season: 20 vs. Oregon (12/17/10)  
 Career: 20 vs. Oregon (12/17/10)  
 ACC: 17 vs. Georgia Tech (1/22/11)

### REBOUNDS

Season: 8 vs. Washington (11/22/10)  
 Career: 8 vs. Washington (11/22/10)  
 ACC: 5 vs. North Carolina (1/8/11)

### FG MADE

Season: 8 vs. Oregon (12/17/10)  
 Career: 8 vs. Oregon (12/17/10)  
 ACC: 6 vs. North Carolina (1/8/11)

### FG ATTEMPTS

Season: 14 vs. North Carolina (1/8/11)  
 Career: 14 vs. North Carolina (1/8/11)  
 ACC: 14 vs. North Carolina (1/8/11)

### 3 PT FG MADE

Season: 3 on three occasions  
 Career: 3 on three occasions  
 ACC: 3 at BC (1/19/11), vs. GT (1/22/11)

### 3 PT FG ATTEMPTS

Season: 4 on four occasions  
 Career: 4 on four occasions  
 ACC: 4 at BC (1/19/11), vs. GT (1/22/11)

### FT MADE

Season: 8 vs. Washington (11/22/10)  
 Career: 8 vs. Washington (11/22/10)  
 ACC: 4 vs. Georgia Tech (1/22/11)

### FT ATTEMPTS

Season: 13 vs. Washington (11/22/10)  
 Career: 13 vs. Washington (11/22/10)  
 ACC: 6 vs. Georgia Tech (1/22/11)

### ASSISTS

Season: 3 vs. Upstate (11/15/10), GT (1/22/11)  
 Career: 3 vs. Upstate (11/15/10), GT (1/22/11)  
 ACC: 3 vs. Georgia Tech (1/22/11)

### TURNOVERS

Season: 3 vs. Washington (11/22/10)  
 Career: 3 vs. Washington (11/22/10)  
 ACC: 2 on three occasions

### BLOCKS

Season: 1 vs. UNC (1/8/11), at Miami (2/5/11)  
 Career: 1 vs. UNC (1/8/11), at Miami (2/5/11)  
 ACC: 1 vs. UNC (1/8/11), at Miami (2/5/11)

### STEALS

Season: 1 on eight occasions  
 Career: 1 on eight occasions  
 ACC: 1 on six occasions

### MINUTES

Season: 35 vs. Oregon (12/17/10)  
 Career: 35 vs. Oregon (12/17/10)  
 ACC: 34 vs. North Carolina (1/8/11)

## 2010-11 GAME-BY-GAME:


Opponent	GP-GS	FG-FGA	3FG-3FGA	FT-FTA	Off-Def	Total	A	TO	Blk	Stl	PF	Min	Pts
W&M	1-1	5-13	2-4	1-1	3-2	5	1	2	0	0	3	28	13
USC Upstate	2-2	2-3	1-2	0-2	0-2	2	3	2	0	1	3	19	5
at Stanford	3-2	1-5	1-4	0-0	0-0	0	0	1	0	0	2	12	3
vs. Washington	4-2	3-6	0-1	8-13	4-4	8	2	3	0	0	0	26	14
vs. Oklahoma	5-3	0-5	0-2	0-0	0-0	0	0	1	0	0	1	23	0
vs. Wichita St	6-4	4-5	2-2	0-1	1-0	1	0	0	0	0	3	25	10
at Minnesota	7-5	1-5	0-0	5-6	1-1	2	2	0	0	0	2	16	7
at Virginia Tech	8-5	3-8	1-3	0-0	0-0	0	0	0	0	0	0	16	7
Radford	9-5	5-6	3-3	0-0	0-2	2	1	1	0	0	4	16	13
Oregon	10-6	8-12	0-1	4-6	1-3	4	1	1	0	0	1	35	20
Norfolk St	11-7	3-10	0-3	3-6	2-1	3	0	0	0	0	1	32	9
Seattle	12-7	6-11	1-2	3-3	1-3	4	0	0	0	1	3	34	16
Iowa State	13-7	4-9	1-2	0-0	1-2	3	0	0	0	0	2	20	9
LSU	14-8	4-9	1-3	6-7	1-2	3	0	1	0	0	3	26	15
Howard	15-9	6-9	1-3	1-2	1-0	1	1	2	0	0	1	28	14
N. Carolina	16-10	6-14	1-3	0-0	1-4	5	1	1	1	1	2	34	13
at Duke	17-11	1-6	0-0	0-3	0-2	2	2	2	0	0	2	26	2
at BC	18-12	5-8	3-4	0-0	0-1	1	1	1	0	1	2	29	13
Georgia Tech	19-13	5-8	3-4	4-6	1-2	3	3	1	0	0	0	32	17
Maryland	20-14	2-11	0-2	1-2	0-0	0	0	0	0	1	1	25	5
at Wake	21-15	3-7	2-2	0-0	0-1	1	0	2	0	0	2	25	8
Clemson	22-15	2-4	0-1	0-0	0-0	0	0	1	0	0	1	13	4
at Miami	23-15	0-5	0-1	1-2	0-1	1	2	0	1	1	0	21	1
at Florida St	24-15	1-6	1-1	2-2	1-2	3	2	0	0	1	0	21	5
Duke	25-15	3-8	0-2	1-2	0-2	2	0	1	0	0	2	26	7
Virginia Tech	26-15	1-4	0-1	0-0	0-3	3	0	0	0	0	1	18	2
at Georgia Tech	27-15	0-1	0-0	0-0	0-0	0	1	0	0	0	3	6	0
Boston College	28-15	2-5	0-0	2-2	1-1	2	1	1	0	0	0	22	6
NC State	29-15	0-0	0-0	0-0	0-0	0	0	2	0	0	0	4	0
at Maryland	30-15	1-4	0-1	0-0	0-2	2	1	0	0	1	2	10	2

## CAREER STATISTICS

Year	G-GS	Min-Avg.	FG-FGA	Pct.	3FG-3FGA	Pct.	FT-FTA	Pct.	Off-Def.	Reb-Avg.	PF-DQ	Ast	TO	Blk	Stl	Pts-Avg
2010-11	30-15	668-22.3	87-207	.420	24-57	.421	42-66	.636	20-43	63-2.1	47-0	25	26	2	8	240-8.0
ACC	16-6	328-20.5	35-99	.354	11-25	.440	11-19	.579	4-21	25-1.6	18-0	14	12	2	6	92-5.8
CAREER	30-15	668-22.3	87-207	.420	24-57	.421	42-66	.636	20-43	63-2.1	47-0	25	26	2	8	240-8.0
ACC	16-6	328-20.5	35-99	.354	11-25	.440	11-19	.579	4-21	25-1.6	18-0	14	12	2	6	92-5.8

# JOE HARRIS

# #12



Freshman • Guard • 6-6 • 202 • Chelan, Wash. • Chelan

## 2010-11 SEASON:

- 64 3-pointers ranks second among UVa freshmen in a season
- Had 19 points, five rebounds and three assists vs. NC State
- Had 10 rebounds vs. Boston College (2/26)
- Had 11 points and seven rebounds at Georgia Tech (2/23)
- Had 15 points, seven rebounds and three steals vs. Virginia Tech (2/19)
- Had eight points and seven rebounds vs. #5 Duke (2/16)
- Had 17 points and seven rebounds at Florida State
- Had 18 points at Miami
- Had 14 points at Wake Forest
- Had 11 points and eight rebounds vs. Georgia Tech (1/22)
- Had 11 points at Boston College (1/19)
- Had 15 points at #1 Duke (1/15)
- Had 16 points (5-6 3FG) vs. Howard
- Had nine points, five rebounds and two blocks vs. LSU
- Had 14 points vs. Radford
- Had 10 points at Virginia Tech (12/5)
- Had 24 points (8-12 FG, 4-6 3FG) and five rebounds at #15 Minnesota
- Had nine points and four rebounds vs. Wichita State
- Had eight points vs. Oklahoma
- Had 19 points and seven rebounds vs. #13 Washington
- Had 12 points (4-7 3FG) at Stanford in first career start
- Had two points, four rebounds and three assists vs. William & Mary in his collegiate debut

## 2010-11 GAME-BY-GAME:

Opponent	GP-GS	FG-FGA	3FG-3FGA	FT-FTA	Off-Def	Total	A	TO	Blk	Stl	PF	Min	Pts
W&M	1-0	1-4	0-2	0-0	2-2	4	3	1	0	1	3	18	2
USC Upstate	2-0	3-6	1-4	1-1	0-2	2	1	1	0	1	1	22	8
at Stanford	3-1	4-7	4-7	0-0	0-1	1	0	3	0	0	3	20	12
vs. Washington	4-2	8-13	2-4	1-1	4-3	7	0	3	0	0	2	32	19
vs. Oklahoma	5-3	3-4	2-2	0-0	1-1	2	1	3	0	0	4	21	8
vs. Wichita St	6-4	4-10	1-3	0-0	1-3	4	1	1	0	1	2	37	9
at Minnesota	7-5	8-12	4-6	4-4	0-5	5	1	1	0	1	1	35	24
at Virginia Tech	8-6	3-7	2-3	2-3	2-1	3	2	3	1	1	1	35	10
Radford	9-7	5-14	3-10	1-2	1-1	2	0	2	1	2	1	30	14
Oregon	10-8	2-6	0-2	1-2	1-5	6	0	1	1	1	4	30	5
Norfolk St	11-9	1-4	1-3	0-0	0-0	0	1	0	0	0	3	22	3
Seattle	12-10	2-5	0-2	2-2	2-3	5	1	3	1	0	3	26	6
Iowa State	13-11	2-10	0-5	0-1	1-3	4	4	1	0	0	1	26	4
LSU	14-12	2-9	2-5	3-4	2-3	5	0	2	2	1	1	21	9
Howard	15-12	5-6	5-6	1-2	0-0	0	1	1	0	2	2	21	16
N. Carolina	16-12	3-7	1-5	3-4	0-3	3	0	2	1	0	3	19	10
at Duke	17-12	4-8	3-5	4-4	2-2	4	0	3	0	1	4	28	15
at BC	18-12	4-9	3-7	0-0	0-4	4	1	1	0	0	5	20	11
Georgia Tech	19-13	3-6	3-5	2-3	2-6	8	2	0	0	0	2	32	11
Maryland	20-14	3-8	2-5	0-0	0-4	4	1	1	1	0	1	35	8
at Wake	21-15	5-11	2-7	2-2	2-1	3	2	2	0	0	3	37	14
Clemson	22-16	0-4	0-4	0-0	0-2	2	0	2	0	0	3	20	0
at Miami	23-17	6-12	4-6	2-6	1-2	3	2	1	0	3	0	41	18
at Florida St	24-18	6-14	4-9	1-2	1-6	7	2	1	1	0	5	35	17
Duke	25-19	2-11	2-6	2-2	1-6	7	2	1	1	0	1	37	8
Virginia Tech	26-20	4-8	4-7	3-4	0-7	7	1	3	0	3	2	36	15
at Georgia Tech	27-21	4-11	3-9	0-0	0-7	7	0	1	0	1	0	33	11
Boston College	28-22	2-7	1-6	0-0	5-5	10	2	1	0	1	0	35	5
NC State	29-23	4-9	4-7	7-7	0-5	5	3	1	1	2	2	36	19
at Maryland	30-24	2-8	1-2	2-2	2-2	4	2	2	0	1	3	33	7

## SINGLE GAME BESTS

### POINTS

Season: 24 at Minnesota (11/29/10)  
 Career: 24 at Minnesota (11/29/10)  
 ACC: 19 vs. NC State (3/1/11)

### REBOUNDS

Season: 10 vs. Boston College (2/26/11)  
 Career: 10 vs. Boston College (2/26/11)  
 ACC: 10 vs. Boston College (2/26/11)

### FG MADE

Season: 8 vs. Wash (11/22/10), at Minn (11/29/10)  
 Career: 8 vs. Wash (11/22/10), at Minn (11/29/10)  
 ACC: 6 at Miami (2/5/11), at FSU (2/12/11)

### FG ATTEMPTS

Season: 14 vs. Radford (12/7/10), at FSU (2/12/11)  
 Career: 14 vs. Radford (12/7/10), at FSU (2/12/11)  
 ACC: 14 at Florida State (2/12/11)

### 3 PT FG MADE

Season: 5 vs. Howard (1/4/11)  
 Career: 5 vs. Howard (1/4/11)  
 ACC: 4 on four occasions

### 3 PT FG ATTEMPTS

Season: 10 vs. Radford (12/7/10)  
 Career: 10 vs. Radford (12/7/10)  
 ACC: 9 at FSU (2/12/11), at GT (2/23/11)

### FT MADE

Season: 7 vs. NC State (3/1/11)  
 Career: 7 vs. NC State (3/1/11)  
 ACC: 7 vs. NC State (3/1/11)

### FT ATTEMPTS

Season: 7 vs. NC State (3/1/11)  
 Career: 7 vs. NC State (3/1/11)  
 ACC: 7 vs. NC State (3/1/11)

### ASSISTS

Season: 4 vs. Iowa State (12/30/10)  
 Career: 4 vs. Iowa State (12/30/10)  
 ACC: 3 vs. NC State (3/1/11)

### TURNOVERS

Season: 3 on seven occasions  
 Career: 3 on seven occasions  
 ACC: 3 on three occasions

### BLOCKS

Season: 2 vs. LSU (1/2/11)  
 Career: 2 vs. LSU (1/2/11)  
 ACC: 1 on seven occasions

### STEALS

Season: 3 at Miami (2/5/11), vs. VT (2/19/11)  
 Career: 3 at Miami (2/5/11), vs. VT (2/19/11)  
 ACC: 3 at Miami (2/5/11), vs. VT (2/19/11)

### MINUTES

Season: 41 at Miami (2/5/11)  
 Career: 41 at Miami (2/5/11)  
 ACC: 41 at Miami (2/5/11)

## CAREER STATISTICS

Year	G-GS	Min-Avg.	FG-FGA	Pct.	3FG-3FGA	Pct.	FT-FTA	Pct.	Off-Def.	Reb-Avg.	PF-DQ	Ast	TO	Blk	Stl	Pts-Avg
2010-11	30-24	873-29.1	105-250	.420	64-154	.416	44-58	.759	33-95	128-4.3	66-2	36	48	11	23	318-10.6
ACC	16-13	512-32.0	55-140	.393	39-93	.419	30-39	.769	18-63	81-5.1	35-2	22	25	6	13	179-11.2
CAREER	30-24	873-29.1	105-250	.420	64-154	.416	44-58	.759	33-95	128-4.3	66-2	36	48	11	23	318-10.6
ACC	16-13	512-32.0	55-140	.393	39-93	.419	30-39	.769	18-63	81-5.1	35-2	22	25	6	13	179-11.2

# AKIL MITCHELL

# #25



Freshman • Forward • 6-8 • 221 • Charlotte, N.C. • Charlotte Christian School

## 2010-11 SEASON:

- Had two blocks vs. NC State
- Had six points, two rebounds and a block vs. Boston College (2/26)
- Had three points and three assists at Georgia Tech (2/23)
- Had four points and seven rebounds vs. Virginia Tech (2/19)
- Had two points, five rebounds and three steals vs. #5 Duke (2/16)
- Had four points, two rebounds and three steals at Florida State
- Had three points and five rebounds vs. Clemson
- Had three points and three rebounds vs. Georgia Tech (1/22)
- Had six points at Boston College (1/19)
- Had two points and two rebounds at #1 Duke (1/15)
- Had three points and four rebounds vs. North Carolina
- Had four points, three rebounds, three assists and three steals vs. Howard
- Had nine points and three rebounds vs. LSU
- Had five rebounds and two assists vs. Iowa State
- Had two assists vs. Seattle in first career start
- Had four points and six rebounds vs. Norfolk State
- Had two points and seven rebounds vs. Oregon
- Had two points at Virginia Tech (12/5)
- Had four points and five rebounds vs. Washington
- Had four rebounds at Stanford
- Had three points and four rebounds vs. USC Upstate
- Had one rebound and one assist vs. William & Mary in his collegiate debut

## SINGLE GAME BESTS

### POINTS

Season: 9 vs. LSU (1/2/11)  
 Career: 9 vs. LSU (1/2/11)  
 ACC: 6 at BC (1/19/11), vs. BC (2/26/11)

### REBOUNDS

Season: 7 vs. Oregon (12/17/10), vs. VT (2/19/11)  
 Career: 7 vs. Oregon (12/17/10), vs. VT (2/19/11)  
 ACC: 7 vs. Virginia Tech (2/19/11)

### FG MADE

Season: 4 vs. LSU (1/2/11)  
 Career: 4 vs. LSU (1/2/11)  
 ACC: 2 on three occasions

### FG ATTEMPTS

Season: 6 vs. LSU (1/2/11), at Duke (1/15/11)  
 Career: 6 vs. LSU (1/2/11), at Duke (1/15/11)  
 ACC: 6 at Duke (1/15/11)

### 3 PT FG MADE

Season: 1 vs. North Carolina (1/8/11)  
 Career: 1 vs. North Carolina (1/8/11)  
 ACC: 1 vs. North Carolina (1/8/11)

### 3 PT FG ATTEMPTS

Season: 1 on seven occasions  
 Career: 1 on seven occasions  
 ACC: 1 on five occasions

### FT MADE

Season: 3 vs. Georgia Tech (1/22/11)  
 Career: 3 vs. Georgia Tech (1/22/11)  
 ACC: 3 vs. Georgia Tech (1/22/11)

### FT ATTEMPTS

Season: 4 vs. Georgia Tech (1/22/11)  
 Career: 4 vs. Georgia Tech (1/22/11)  
 ACC: 4 vs. Georgia Tech (1/22/11)

### ASSISTS

Season: 3 on three occasions  
 Career: 3 on three occasions  
 ACC: 3 at Miami (2/5/11), at GT (2/23/11)

### TURNOVERS

Season: 2 on three occasions  
 Career: 2 on three occasions  
 ACC: 2 at VT (12/5/10), vs. Clem (2/2/11)

### BLOCKS

Season: 2 vs. NC State (3/1/11)  
 Career: 2 vs. NC State (3/1/11)  
 ACC: 2 vs. NC State (3/1/11)

### STEALS

Season: 3 on three occasions  
 Career: 3 on three occasions  
 ACC: 3 at FSU (2/12/11), vs. Duke (2/16/11)

### MINUTES

Season: 28 vs. Virginia Tech (2/19/11)  
 Career: 28 vs. Virginia Tech (2/19/11)  
 ACC: 28 vs. Virginia Tech (2/19/11)

## 2010-11 GAME-BY-GAME:

Opponent	GP-GS	FG-FGA	3FG-3FGA	FT-FTA	Off-Def	Total	A	TO	Blk	Stl	PF	Min	Pts
W&M	1-0	0-2	0-1	0-0	0-1	1	1	0	0	0	0	5	0
USC Upstate	2-0	1-3	0-0	1-2	0-4	4	0	0	0	1	0	11	3
at Stanford	3-0	0-0	0-0	0-0	0-4	4	0	0	0	0	2	9	0
vs. Washington	4-0	2-4	0-0	0-3	2-3	5	1	0	1	0	3	15	4
vs. Oklahoma	DNP												
vs. Wichita St	5-0	0-1	0-0	0-0	0-0	0	0	1	0	0	0	2	0
at Minnesota	DNP												
at Virginia Tech	6-0	1-1	0-0	0-0	1-0	1	0	2	0	0	2	14	2
Radford	7-0	0-3	0-0	1-2	1-2	3	0	0	0	0	1	7	1
Oregon	8-0	1-3	0-0	0-0	2-5	7	0	1	0	1	4	26	2
Norfolk St	9-0	2-5	0-0	0-0	2-4	6	1	2	0	1	3	17	4
Seattle	10-1	0-0	0-0	0-0	0-1	1	2	0	1	0	0	13	0
Iowa State	11-1	0-3	0-1	0-0	1-4	5	2	1	0	1	1	12	0
LSU	12-1	4-6	0-0	1-2	2-1	3	1	1	0	0	3	19	9
Howard	13-1	2-3	0-0	0-0	0-3	3	3	1	0	3	3	26	4
N. Carolina	14-1	1-2	1-1	0-0	0-4	4	0	0	0	0	5	18	3
at Duke	15-1	1-6	0-1	0-0	1-1	2	0	1	0	1	3	22	2
at BC	16-1	2-3	0-1	2-2	1-0	1	1	1	0	0	0	19	6
Georgia Tech	17-1	0-2	0-0	3-4	2-1	3	0	1	0	0	2	10	3
Maryland	18-1	1-2	0-1	1-2	0-0	0	1	0	0	0	1	6	3
at Wake	19-1	0-1	0-0	0-0	0-1	1	0	0	0	1	0	7	0
Clemson	20-1	1-1	0-0	1-2	2-3	5	1	2	0	1	1	14	3
at Miami	21-1	0-2	0-0	0-0	0-0	0	3	0	0	1	3	18	0
at Florida St	22-1	1-2	0-0	2-2	0-2	2	1	0	0	3	2	18	4
Duke	23-1	1-4	0-0	0-0	1-4	5	1	1	0	3	2	24	2
Virginia Tech	24-1	2-4	0-0	0-1	0-7	7	0	1	1	0	0	28	4
at Georgia Tech	25-1	1-4	0-0	1-2	1-0	1	3	0	0	0	1	19	3
Boston College	26-1	2-4	0-1	2-3	1-1	2	0	0	1	0	2	13	6
NC State	27-1	0-2	0-0	0-0	0-1	1	0	0	2	1	2	12	0
at Maryland	28-1	1-3	0-0	0-0	1-0	1	1	0	0	0	4	12	2

## CAREER STATISTICS

Year	G-GS	Min-Avg.	FG-FGA	Pct.	3FG-3FGA	Pct.	FT-FTA	Pct.	Off-Def.	Reb-Avg.	PF-DQ	Ast	TO	Blk	Stl	Pts-Avg
2010-11	28-1	416-14.9	27-76	.355	1-7	.143	15-27	.556	21-57	78-2.8	50-1	23	16	6	18	70-2.5
ACC	16-0	254-15.9	15-43	.349	1-5	.200	12-18	.667	11-25	36-2.3	30-1	12	9	4	11	43-2.7
CAREER	28-1	416-14.9	27-76	.355	1-7	.143	15-27	.556	21-57	78-2.8	50-1	23	16	6	18	70-2.5
ACC	16-0	254-15.9	15-43	.349	1-5	.200	12-18	.667	11-25	36-2.3	30-1	12	9	4	11	43-2.7



# WILL REGAN

# #4



Freshman • Forward • 6-8 • 222 • Williamsville, N.Y. • The Nichols School

## 2010-11 SEASON:

- Had two points vs. Maryland (3/5)
- Had two points vs. Howard
- Had four points, four rebounds and two blocks vs. LSU
- Had seven points and two rebounds vs. Iowa State
- Had two points and two rebounds vs. Norfolk State
- Had two blocks vs. Oregon
- Had two points and two rebounds vs. Oklahoma
- Had one point and three rebounds vs. Washington
- Had two points, one rebound and his first career block at Stanford
- Had three points (1-1 3FG) vs. William & Mary in his collegiate debut
- Had six points and three rebounds in the exhibition game vs. Roanoke College

## SINGLE GAME BESTS

### POINTS

Season: 7 vs. Iowa State (12/30/10)  
 Career: 7 vs. Iowa State (12/30/10)  
 ACC: 2 vs. Maryland (1/27/11)

### REBOUNDS

Season: 4 vs. LSU (1/2/11)  
 Career: 4 vs. LSU (1/2/11)  
 ACC: 1 vs. UNC (1/8/11), at Duke (1/15/11)

### FG MADE

Season: 3 vs. Iowa State (12/30/10)  
 Career: 3 vs. Iowa State (12/30/10)  
 ACC: 1 vs. Maryland (1/27/11)

### FG ATTEMPTS

Season: 8 vs. LSU (1/2/11)  
 Career: 8 vs. LSU (1/2/11)  
 ACC: 2 at Virginia Tech (12/5/10)

### 3 PT FG MADE

Season: 1 vs. W&M (11/12/10)  
 Career: 1 vs. W&M (11/12/10)  
 ACC: --

### 3 PT FG ATTEMPTS

Season: 1 on four occasions  
 Career: 1 on four occasions  
 ACC: 1 at Virginia Tech (12/5/10)

### FT MADE

Season: 1 vs. Wash (11/22/10), Iowa St (12/30/10)  
 Career: 1 vs. Wash (11/22/10), Iowa St (12/30/10)  
 ACC: --

### FT ATTEMPTS

Season: 2 vs. Wash (11/22/10), Iowa St (12/30/10)  
 Career: 2 vs. Wash (11/22/10), Iowa St (12/30/10)  
 ACC: --

### ASSISTS

Season: --  
 Career: --  
 ACC: --

### TURNOVERS

Season: 1 on six occasions  
 Career: 1 on six occasions  
 ACC: 1 vs. UNC (1/8/11), vs. VT (2/19/11)

### BLOCKS

Season: 2 vs. Oregon (12/17/10), vs. LSU (1/2/11)  
 Career: 2 vs. Oregon (12/17/10), vs. LSU (1/2/11)  
 ACC: 1 vs. Virginia Tech (2/19/11)

### STEALS

Season: 1 vs. Wash (11/22/10), vs. UNC (1/8/11)  
 Career: 1 vs. Wash (11/22/10), vs. UNC (1/8/11)  
 ACC: 1 vs. North Carolina (1/8/11)

### MINUTES

Season: 19 vs. LSU (1/2/11)  
 Career: 19 vs. LSU (1/2/11)  
 ACC: 8 at Virginia Tech (12/5/10)

## 2010-11 GAME-BY-GAME:


Opponent	GP-GS	FG-FGA	3FG-3FGA	FT-FTA	Off-Def	Total	A	TO	Blk	Stl	PF	Min	Pts
W&M	1-0	1-1	1-1	0-0	0-0	0	0	0	0	0	0	6	3
USC Upstate	DNP												
at Stanford	2-0	1-1	0-0	0-0	0-1	1	0	0	1	0	1	6	2
vs. Washington	3-0	0-2	0-0	1-2	1-2	3	0	0	0	1	0	11	1
vs. Oklahoma	4-0	1-1	0-0	0-0	0-2	2	0	1	0	0	0	6	2
vs. Wichita St	5-0	0-0	0-0	0-0	0-0	0	0	0	0	0	1	3	0
at Minnesota	6-0	0-0	0-0	0-0	0-0	0	0	0	0	0	2	1	0
at Virginia Tech	7-0	0-2	0-1	0-0	0-0	0	0	0	0	0	1	8	0
Radford	8-0	0-0	0-0	0-0	0-0	0	0	0	0	0	0	6	0
Oregon	9-0	0-0	0-0	0-0	0-0	0	0	0	2	0	1	9	0
Norfolk St	10-0	1-2	0-0	0-0	1-1	2	0	1	0	0	1	10	2
Seattle	11-0	0-2	0-1	0-0	1-1	2	0	0	0	0	0	2	0
Iowa State	12-0	3-4	0-0	1-2	1-1	2	0	0	0	0	1	18	7
LSU	13-0	2-8	0-1	0-0	3-1	4	0	1	2	0	0	19	4
Howard	14-0	1-1	0-0	0-1	0-0	0	0	1	0	0	0	7	2
N. Carolina	15-0	0-1	0-0	0-0	0-1	1	0	1	0	1	0	6	0
at Duke	16-0	0-0	0-0	0-0	1-0	1	0	0	0	0	0	3	0
at BC	DNP												
Georgia Tech	DNP												
Maryland	17-0	1-1	0-0	0-0	0-0	0	0	0	0	0	0	1	2
at Wake	DNP												
Clemson	DNP												
at Miami	DNP												
at Florida St	18-0	0-0	0-0	0-0	0-0	0	0	0	0	0	1	5	0
Duke	19-0	0-0	0-0	0-0	0-0	0	0	0	0	0	0	2	0
Virginia Tech	20-0	0-0	0-0	0-0	0-0	0	0	1	1	0	0	3	0
at Georgia Tech	DNP												
Boston College	DNP												
NC State	DNP												
at Maryland	DNP												

## CAREER STATISTICS

Year	G-GS	Min-Avg.	FG-FGA	Pct.	3FG-3FGA	Pct.	FT-FTA	Pct.	Off-Def.	Reb-Avg.	PF-DQ	Ast	TO	Blk	Stl	Pts-Avg
2010-11	20-0	132-6.6	11-26	.423	1-4	.250	2-5	.400	8-10	18-0.9	9-0	0	6	6	2	25-1.3
ACC	7-0	28-4.0	1-4	.250	0-1	.000	0-0	.000	1-1	2-0.3	2-0	0	2	1	1	2-0.3
CAREER	20-0	132-6.6	11-26	.423	1-4	.250	2-5	.400	8-10	18-0.9	9-0	0	6	6	2	25-1.3
ACC	7-0	28-4.0	1-4	.250	0-1	.000	0-0	.000	1-1	2-0.3	2-0	0	2	1	1	2-0.3

# THOMAS ROGERS

#32



Freshman • Guard • 6-6 • 200 • Farmville, Va. • Fork Union Military Academy

## 2010-11 SEASON:

- Played a career-high four minutes vs. Howard
- Made his collegiate debut vs. William & Mary

## SINGLE GAME BESTS

### POINTS

Season: --  
Career: --  
ACC: --

### REBOUNDS

Season: --  
Career: --  
ACC: --

### FG MADE

Season: --  
Career: --  
ACC: --

### FG ATTEMPTS

Season: 2 vs. Howard (1/4/11)  
Career: 2 vs. Howard (1/4/11)  
ACC: --

### 3 PT FG MADE

Season: --  
Career: --  
ACC: --

### 3 PT FG ATTEMPTS

Season: 2 vs. Howard (1/4/11)  
Career: 2 vs. Howard (1/4/11)  
ACC: --

### FT MADE

Season: --  
Career: --  
ACC: --

### FT ATTEMPTS

Season: --  
Career: --  
ACC: --

### ASSISTS

Season: --  
Career: --  
ACC: --

### TURNOVERS

Season: --  
Career: --  
ACC: --

### BLOCKS

Season: --  
Career: --  
ACC: --

### STEALS

Season: --  
Career: --  
ACC: --

### MINUTES

Season: 4 vs. Howard (1/4/11)  
Career: 4 vs. Howard (1/4/11)  
ACC: 1 at Duke (1/15/11), vs. Md. (1/27/11)

## 2010-11 GAME-BY-GAME:

Opponent	GP-GS	FG-FGA	3FG-3FGA	FT-FTA	Off-Def	Total	A	TO	Blk	Stl	PF	Min	Pts
W&M	1-0	0-0	0-0	0-0	0-0	0	0	0	0	0	0	0+	0
USC Upstate	DNP												
at Stanford	DNP												
vs. Washington	2-0	0-0	0-0	0-0	0-0	0	0	0	0	0	0	1	0
vs. Oklahoma	DNP												
vs. Wichita St	DNP												
at Minnesota	DNP												
at Virginia Tech	DNP												
Radford	DNP												
Oregon	3-0	0-0	0-0	0-0	0-0	0	0	0	0	0	0	1	0
Norfolk St	DNP												
Seattle	DNP												
Iowa State	DNP												
LSU	DNP												
Howard	4-0	0-2	0-2	0-0	0-0	0	0	0	0	0	0	4	0
N. Carolina	DNP												
at Duke	5-0	0-0	0-0	0-0	0-0	0	0	0	0	0	0	1	0
at BC	DNP												
Georgia Tech	DNP												
Maryland	6-0	0-0	0-0	0-0	0-0	0	0	0	0	0	0	1	0
at Wake	DNP												
Clemson	DNP												
at Miami	DNP												
at Florida St	DNP												
Duke	DNP												
Virginia Tech	DNP												
at Georgia Tech	DNP												
Boston College	DNP												
NC State	DNP												
at Maryland	DNP												

## CAREER STATISTICS

Year	G-GS	Min-Avg.	FG-FGA	Pct.	3FG-3FGA	Pct.	FT-FTA	Pct.	Off-Def.	Reb-Avg.	PF-DQ	Ast	TO	Blk	Stl	Pts-Avg
2010-11	6-0	8-1.3	0-2	.000	0-2	.000	0-0	.000	0-0	0-0.0	0-0	0	0	0	0	0-0.0
ACC	2-0	2-1.0	0-0	.000	0-0	.000	0-0	.000	0-0	0-0.0	0-0	0	0	0	0	0-0.0
CAREER	6-0	8-1.3	0-2	.000	0-2	.000	0-0	.000	0-0	0-0.0	0-0	0	0	0	0	0-0.0
ACC	2-0	2-1.0	0-0	.000	0-0	.000	0-0	.000	0-0	0-0.0	0-0	0	0	0	0	0-0.0

# MIKE SCOTT

#23



Senior • Forward • 6-8 • 242 • Chesapeake, Va. • Hargrave Military Academy

## 2010-11 SEASON:

- Will miss the remainder of the season after suffering a left ankle injury that required season-ending surgery
- Tri-Captain
- ACC Player of the Week (Dec. 6)
- Became the first Cavalier to post five consecutive double-doubles since Ralph Sampson in 1983
- Had 10 pts and 13 rebs vs. Radford for his 24th career double-double (sixth this season)
- Had 21 pts and 13 rebs at Virginia Tech
- Had 17 pts and 12 rebs at #15 Minnesota
- Had 16 pts and 10 rebs vs. Wichita State
- Scored a career-high 27 points and had 15 rebounds vs. Oklahoma
- Had 11 points vs. Washington
- Had 19 points and 12 rebounds vs. USC Upstate
- Had 18 points and nine rebounds vs. William & Mary
- Had a career-high 20 consecutive made free throw streak from 11/12-11/23
- Won the EA SPORTS video game championship at the Maui Invitational, defeating UConn's Kemba Walker in the final

## SINGLE GAME BESTS

### POINTS

Season: 27 vs. Oklahoma (11/23/10)  
 Career: 27 vs. Oklahoma (11/23/10)  
 ACC: 21 vs. VT (1/28/10), at VT (12/5/10)

### REBOUNDS

Season: 15 vs. Oklahoma (11/23/10)  
 Career: 13 vs. VMI (11/16/08)  
 ACC: 13 at VT (2/13/10), at VT (12/5/10)

### FG MADE

Season: 9 at Virginia Tech (12/5/10)  
 Career: 11 vs. VMI (11/16/08)  
 ACC: 9 at Virginia Tech (12/5/10)

### FG ATTEMPTS

Season: 15 vs. Okla (11/23/10), at Minn (11/29/10)  
 Career: 16 vs. VT (1/28/10), at VT (2/13/10)  
 ACC: 16 vs. VT (1/28/10), at VT (2/13/10)

### 3 PT FG MADE

Season: 1 at Virginia Tech (12/5/10)  
 Career: 2 vs. Georgia Tech (3/13/08)  
 ACC: 2 vs. Georgia Tech (3/13/08)

### 3 PT FG ATTEMPTS

Season: 1 at Virginia Tech (12/5/10)  
 Career: 2 on three occasions  
 ACC: 2 on three occasions

### FT MADE

Season: 13 vs. Oklahoma (11/23/10)  
 Career: 13 vs. Oklahoma (11/23/10)  
 ACC: 10 at Maryland (1/20/09)

### FT ATTEMPTS

Season: 15 vs. Oklahoma (11/23/10)  
 Career: 15 vs. Oklahoma (11/23/10)  
 ACC: 10 at Maryland (1/20/09)

### ASSISTS

Season: 3 vs. Wich St (11/24/10), at Minn (11/29/10)  
 Career: 4 at Syracuse (11/28/08)  
 ACC: 3 on three occasions

### TURNOVERS

Season: 6 vs. Radford (12/7/10)  
 Career: 6 vs. Radford (12/7/10)  
 ACC: 4 vs. Maryland (3/7/09)

### BLOCKS

Season: 2 vs. Rad (12/7/10), Seattle (12/22/10)  
 Career: 3 vs. Duke (3/5/08), vs. Richmond (3/18/08)  
 ACC: 3 vs. Duke (3/5/08)

### STEALS

Season: 1 on three occasions  
 Career: 3 on four occasions  
 ACC: 3 vs. FSU (1/24/09), vs. Clemson (2/15/09)

### MINUTES

Season: 38 at Minn (11/29/10), at VT (12/5/10)  
 Career: 40 vs. Clemson (2/15/09), vs. VT (1/28/10)  
 ACC: 40 vs. Clemson (2/15/09), vs. VT (1/28/10)

## 2010-11 GAME-BY-GAME:

Opponent	GP-GS	FG-FGA	3FG-3FGA	FT-FTA	Off-Def	Total	A	TO	Blk	Stl	PF	Min	Pts
W&M	1-1	7-13	0-0	4-6	2-7	9	0	3	1	1	2	32	18
USC Upstate	2-2	6-9	0-0	7-7	6-6	12	2	4	0	0	1	32	19
at Stanford	3-3	2-5	0-0	4-4	1-5	6	2	3	1	1	1	34	8
vs. Washington	4-4	5-12	0-0	1-1	1-3	4	0	1	0	0	3	28	11
vs. Oklahoma	5-5	7-15	0-0	13-15	7-8	15	2	0	0	0	3	34	27
vs. Wichita St	6-6	7-13	0-0	2-2	3-7	10	3	0	0	0	1	34	16
at Minnesota	7-7	6-15	0-0	5-6	3-9	12	3	2	0	0	3	38	17
at Virginia Tech	8-8	9-14	1-1	2-3	4-9	13	2	1	1	0	0	38	21
Radford	9-9	1-7	0-0	8-8	7-6	13	1	6	2	0	1	36	10
Oregon	DNP												
Norfolk St	DNP												
Seattle	10-9	3-7	0-0	6-7	4-4	8	1	4	2	1	1	31	12
Iowa State	DNP												
LSU	DNP												
Howard	DNP												
N. Carolina	DNP												
at Duke	DNP												
at BC	DNP												
Georgia Tech	DNP												
Maryland	DNP												
at Wake	DNP												
Clemson	DNP												
at Miami	DNP												
at Florida St	DNP												
Duke	DNP												
Virginia Tech	DNP												
at Georgia Tech	DNP												
Boston College	DNP												
NC State	DNP												
at Maryland	DNP												

## CAREER STATISTICS

Year	G-GS	Min-Avg.	FG-FGA	Pct.	3FG-3FGA	Pct.	FT-FTA	Pct.	Off-Def.	Reb-Avg.	PF-DQ	Ast	TO	Blk	Stl	Pts-Avg
2007-08	32-21	579-18.1	63-143	.441	4-10	.400	52-74	.703	67-101	168-5.3	69-1	15	25	12	20	182-5.7
ACC	16-14	310-19.4	30-77	.390	1-4	.250	20-33	.606	30-50	80-5.0	39-1	6	15	5	8	81-5.1
2008-09	28-19	774-27.6	111-204	.544	2-6	.333	63-85	.741	95-113	208-7.4	68-2	21	49	9	24	287-10.3
ACC	16-7	431-26.9	59-110	.536	2-2	1.000	39-52	.750	45-50	95-5.9	41-1	11	30	5	14	159-9.9
2009-10	28-25	768-27.4	143-283	.505	3-7	.429	46-64	.719	64-137	201-7.2	54-1	35	46	8	17	335-12.0
ACC	16-15	417-26.1	73-161	.453	3-6	.500	25-30	.833	33-62	95-5.9	26-0	18	27	4	11	174-10.9
2010-11	10-9	337-33.7	53-110	.482	1-1	1.000	52-59	.881	38-64	102-10.2	16-0	16	24	7	3	159-15.9
ACC	1-1	38-38.0	9-14	.643	1-1	1.000	2-3	.667	4-9	13-13.0	0-0	2	1	1	0	21-21.0
<b>CAREER</b>	<b>98-74</b>	<b>2458-25.1</b>	<b>370-740</b>	<b>.500</b>	<b>10-24</b>	<b>.417</b>	<b>213-282</b>	<b>.755</b>	<b>264-415</b>	<b>679-6.9</b>	<b>207-4</b>	<b>87</b>	<b>144</b>	<b>36</b>	<b>64</b>	<b>963-9.8</b>
ACC	49-37	1196-24.4	171-362	.472	7-13	.538	86-118	.729	112-171	283-5.8	106-2	37	73	15	33	435-8.9

# ASSANE SENE

#5



Junior • Center • 7-0 • 239 • Saint-Louis, Senegal • South Kent (Conn.)

## 2010-11 SEASON:

- Ranks 10th in school history with 92 career blocks
- Tied a career high with 15 points (7-9 FG) at Maryland (3/5), in a career-high 34 minutex
- Had seven points, five rebounds and four blocks vs. NC State
- Had 10 points (4-4 FGs) and four rebounds vs. Boston College (2/26)
- Had nine points, seven rebounds, two blocks and two steals at Georgia Tech (2/23)
- Had six points and seven rebounds vs. Virginia Tech (2/19)
- Had six points and eight rebounds at Miami
- Had a career-high 15 points along with 13 rebounds at Wake Forest for his first career double-double
- Had five points and a career-high 15 rebounds vs. Maryland (1/27)
- Had 11 points, along with nine rebounds and tied a career high with five blocks at Boston College (1/19)
- Had eight points at #1 Duke (1/15)
- Had three points, 11 rebounds and two blocks vs. North Carolina
- Had nine points (4-4 FG) and a game-high five rebounds vs. Howard
- Had seven points and three rebounds vs. Iowa State
- Had two points (game-winning tip-in), 12 rebounds and three blocks vs. Norfolk State
- Had seven rebounds and three blocks vs. Radford
- Had four points, three rebounds and two blocks at Virginia Tech (12/5)
- Had seven points (7-8 FT) and six rebounds at #15 Minnesota
- Had four points vs. Oklahoma

## SINGLE GAME BESTS

### POINTS

Season: 15 at Wake (1/29/11), at Md. (3/5/11)  
 Career: 15 at Wake (1/29/11), at Md. (3/5/11)  
 ACC: 15 at Wake (1/29/11), at Md. (3/5/11)

### REBOUNDS

Season: 15 vs. Maryland (1/27/11)  
 Career: 15 vs. Maryland (1/27/11)  
 ACC: 15 vs. Maryland (1/27/11)

### FG MADE

Season: 7 at Maryland (3/5/11)  
 Career: 7 at Maryland (3/5/11)  
 ACC: 7 at Maryland (3/5/11)

### FG ATTEMPTS

Season: 10 at Wake Forest (1/29/11)  
 Career: 10 at Wake Forest (1/29/11)  
 ACC: 10 at Wake Forest (1/29/11)

### 3 PT FG MADE

Season: --  
 Career: --  
 ACC: --

### 3 PT FG ATTEMPTS

Season: --  
 Career: --  
 ACC: --

### FT MADE

Season: 7 at Minnesota (11/29/10)  
 Career: 7 at Minnesota (11/29/10)  
 ACC: 3 on three occasions

### FT ATTEMPTS

Season: 8 at Minn (11/29/10), at Wake (1/29/11)  
 Career: 8 at Minn (11/29/10), at Wake (1/29/11)  
 ACC: 8 at Wake Forest (1/29/11)

### ASSISTS

Season: 1 on three occasions  
 Career: 2 vs. Auburn (12/20/08)  
 ACC: 1 on four occasions

### TURNOVERS

Season: 6 vs. Maryland (1/27/11)  
 Career: 6 vs. Maryland (1/27/11)  
 ACC: 6 vs. Maryland (1/27/11)

### BLOCKS

Season: 5 at Boston College (1/19/11)  
 Career: 5 vs. Hampton (12/23/09), at BC (1/19/11)  
 ACC: 5 at Boston College (1/19/11)

### STEALS

Season: 2 at FSU (2/12/11), at GT (2/23/11)  
 Career: 2 at FSU (2/12/11), at GT (2/23/11)  
 ACC: 2 at FSU (2/12/11), at GT (2/23/11)

### MINUTES

Season: 34 at Maryland (3/5/11)  
 Career: 34 at Maryland (3/5/11)  
 ACC: 34 at Maryland (3/5/11)

## 2010-11 GAME-BY-GAME:

Opponent	GP-GS	FG-FGA	3FG-3FGA	FT-FTA	Off-Def	Total	A	TO	Blk	Stl	PF	Min	Pts
W&M	1-1	1-1	0-0	0-0	0-2	2	0	0	0	0	1	11	2
USC Upstate	2-2	1-2	0-0	0-0	0-0	0	0	2	0	0	3	13	2
at Stanford	3-3	0-1	0-0	0-0	1-1	2	0	0	0	0	4	14	0
vs. Washington	4-3	0-1	0-0	1-2	0-0	0	0	1	1	0	2	6	1
vs. Oklahoma	5-3	1-1	0-0	2-3	1-0	1	0	0	1	1	4	13	4
vs. Wichita St	6-3	0-2	0-0	2-2	2-0	2	0	0	0	0	2	8	2
at Minnesota	7-3	0-1	0-0	7-8	4-2	6	0	2	1	0	3	20	7
at Virginia Tech	8-4	2-3	0-0	0-0	1-2	3	0	3	2	1	3	16	4
Radford	9-5	0-4	0-0	0-2	1-6	7	0	0	3	1	2	31	0
Oregon	10-6	0-1	0-0	0-0	1-3	4	0	1	1	0	4	15	0
Norfolk St	11-7	1-5	0-0	0-1	3-9	12	0	1	3	0	3	30	2
Seattle	12-8	0-1	0-0	0-0	1-2	3	0	0	0	0	1	19	0
Iowa State	13-9	3-6	0-0	1-1	2-1	3	0	1	0	0	2	19	7
LSU	14-10	0-0	0-0	0-0	2-4	6	0	2	1	1	4	19	0
Howard	15-11	4-4	0-0	1-1	2-3	5	1	0	0	0	1	16	9
N. Carolina	16-12	1-3	0-0	1-4	2-9	11	0	0	2	0	4	24	3
at Duke	17-13	3-6	0-0	2-2	4-1	5	0	2	1	1	4	20	8
at BC	18-14	4-5	0-0	3-6	6-3	9	0	0	5	0	1	32	11
Georgia Tech	19-15	2-3	0-0	0-1	1-4	5	0	2	1	0	4	23	4
Maryland	20-16	2-4	0-0	1-2	5-10	15	0	6	1	0	2	33	5
at Wake	21-17	6-10	0-0	3-8	5-8	13	0	2	0	1	3	33	15
Clemson	22-18	0-2	0-0	1-2	1-3	4	0	2	4	0	3	28	1
at Miami	23-19	3-5	0-0	0-3	0-8	8	0	2	2	0	3	28	6
at Florida St	24-20	0-1	0-0	2-2	0-4	4	0	0	1	2	4	28	2
Duke	25-21	2-5	0-0	1-2	2-2	4	1	2	1	0	4	23	5
Virginia Tech	26-22	3-4	0-0	1-2	2-5	7	1	1	0	0	4	23	7
at Georgia Tech	27-23	4-7	0-0	1-4	2-5	7	0	0	2	2	3	31	9
Boston College	28-24	4-4	0-0	2-2	2-2	4	0	0	0	0	1	31	10
NC State	29-25	2-4	0-0	3-4	2-3	5	0	3	4	0	5	30	7
at Maryland	30-26	7-9	0-0	1-2	3-2	5	0	0	1	0	3	34	15


## CAREER STATISTICS

Year	G-GS	Min-Avg.	FG-FGA	Pct.	3FG-3FGA	Pct.	FT-FTA	Pct.	Off-Def.	Reb-Avg.	PF-DQ	Ast	TO	Blk	Stl	Pts-Avg
2008-09	22-16	381-17.3	25-65	.385	0-0	.000	6-21	.286	36-65	101-4.6	61-2	6	18	35	0	56-2.5
ACC	14-12	245-17.5	15-42	.357	0-0	.000	1-8	.125	24-36	60-4.3	35-1	0	12	20	0	31-2.2
2009-10	25-5	316-12.6	14-42	.333	0-0	.000	11-18	.611	27-63	90-3.6	50-1	4	13	19	4	39-1.6
ACC	14-2	176-12.6	4-15	.267	0-0	.000	4-5	.800	13-33	46-3.3	32-0	2	9	5	2	12-0.9
2010-11	30-26	671-22.4	56-105	.533	0-0	.000	36-66	.545	58-104	162-5.4	87-1	3	35	38	10	148-4.9
ACC	16-16	437-27.3	45-75	.600	0-0	.000	22-46	.478	38-71	109-6.8	51-1	2	25	27	7	112-7.0
CAREER	77-47	1368-17.8	95-212	.448	0-0	.000	53-105	.505	121-232	353-4.6	198-4	13	66	92	14	243-3.2
ACC	44-30	858-19.5	64-132	.485	0-0	.000	27-59	.458	75-140	215-4.9	118-2	4	46	52	9	155-3.5



# WILL SHERRILL

#22



Senior • Forward • 6-9 • 226 • New York, N.Y. • Phillips Academy Andover

## 2010-11 SEASON:

- Tri-Captain
- Had two points, two assists and tied a career high with nine rebounds at Maryland (3/5)
- Had a season-high 14 points (5-7 FG, 4-5 3FG) and eight rebounds vs. NC State in a career-high 37 minutes
- Returned to action at Georgia Tech (2/23) after missing three games with a right leg injury and had five points
- Had five points vs. Georgia Tech (1/22)
- Had eight points (3-4 FG, 2-2 3FG) and five rebounds vs. LSU
- Had four points and a career-high nine rebounds vs. Iowa State
- Suffered a fractured fibula in his right leg at Minnesota and missed five games
- Had six points (2-2 3FG), a career-high three assists and tied a career high with three steals at #15 Minnesota
- Had 11 points and five rebounds vs. Wichita State
- Had 11 points and five rebounds vs. Oklahoma
- Had three points and two rebounds vs Washington in first start of the season
- Had eight points and five rebounds at Stanford
- Had two points vs. USC Upstate
- Had three points and six rebounds vs. William & Mary

## SINGLE GAME BESTS

### POINTS

Season: 14 vs. NC State (3/1/11)  
 Career: 18 vs. Cleveland State (11/25/09)  
 ACC: 14 vs. NC State (3/1/11)

### REBOUNDS

Season: 9 vs. Iowa St (12/30/10), at Md. (3/5/11)  
 Career: 9 vs. Iowa St (12/30/10), at Md. (3/5/11)  
 ACC: 9 at Maryland (3/5/11)

### FG MADE

Season: 5 vs. NC State (3/1/11)  
 Career: 7 vs. Cleveland State (11/25/09)  
 ACC: 5 vs. NC State (3/1/11)

### FG ATTEMPTS

Season: 10 vs. Oklahoma (11/23/10)  
 Career: 10 vs. Oklahoma (11/23/10)  
 ACC: 9 at Wake Forest (1/23/10)

### 3 PT FG MADE

Season: 4 vs. NC State (3/1/11)  
 Career: 4 vs. Cleveland St (11/25/09), NCSU (3/1/11)  
 ACC: 4 vs. NC State (3/1/11)

### 3 PT FG ATTEMPTS

Season: 9 vs. Oklahoma (11/23/10)  
 Career: 9 vs. Oklahoma (11/23/10)  
 ACC: 5 at Wake (1/23/10), vs. NCSU (3/1/11)

### FT MADE

Season: 1 vs. Georgia Tech (1/22/11)  
 Career: 2 at USF (11/16/09)  
 ACC: 1 at Clem (3/3/09), vs. GT (1/22/11)

### FT ATTEMPTS

Season: 1 vs. Georgia Tech (1/22/11)  
 Career: 2 on five occasions  
 ACC: 2 at Clemson (3/3/09), vs. GT (1/13/10)

### ASSISTS

Season: 3 at Minnesota (11/29/10)  
 Career: 3 at Minnesota (11/29/10)  
 ACC: 2 on three occasions

### TURNOVERS

Season: 2 at Stan (11/18/10), vs. UNC (1/8/11)  
 Career: 3 vs. Florida State (2/17/10)  
 ACC: 3 vs. Florida State (2/17/10)

### BLOCKS

Season: 1 on four occasions  
 Career: 1 on eight occasions  
 ACC: 1 on four occasions

### STEALS

Season: 3 at Minnesota (11/29/10)  
 Career: 3 vs. Cleve St (11/25/09), at Minn (11/29/10)  
 ACC: 2 on four occasions

### MINUTES

Season: 37 vs. NC State (3/1/11)  
 Career: 37 vs. NC State (3/1/11)  
 ACC: 37 vs. NC State (3/1/11)

## 2010-11 GAME-BY-GAME:

Opponent	GP-GS	FG-FGA	3FG-3FGA	FT-FTA	Off-Def	Total	A	TO	Blk	Stl	PF	Min	Pts
W&M	1-0	1-2	1-2	0-0	1-5	6	1	0	0	0	4	20	3
USC Upstate	2-0	1-5	0-2	0-0	0-1	1	1	0	0	0	0	24	2
at Stanford	3-0	3-4	2-2	0-0	1-4	5	0	2	0	0	2	15	8
vs. Washington	4-1	1-2	1-1	0-0	0-2	2	0	1	0	1	2	15	3
vs. Oklahoma	5-2	4-10	3-9	0-0	0-5	5	2	1	0	2	1	27	11
vs. Wichita St	6-3	4-5	3-4	0-0	1-4	5	0	1	1	1	3	33	11
at Minnesota	7-4	2-4	2-2	0-0	0-0	0	3	1	0	3	1	21	6
at Virginia Tech	DNP												
Radford	DNP												
Oregon	DNP												
Norfolk St	DNP												
Seattle	DNP												
Iowa State	8-5	2-6	0-3	0-0	5-4	9	0	0	0	0	3	23	4
LSU	9-6	3-4	2-2	0-0	1-4	5	1	1	1	1	3	24	8
Howard	10-7	0-1	0-0	0-0	0-0	0	0	0	0	0	0	4	0
N. Carolina	11-8	1-4	0-1	0-0	0-1	1	0	2	0	0	3	26	2
at Duke	12-9	2-7	0-4	0-0	0-2	2	0	1	0	0	1	14	4
at BC	13-10	0-1	0-1	0-0	0-0	0	0	0	0	0	2	6	0
Georgia Tech	14-10	2-3	0-0	1-1	0-0	0	0	1	0	2	1	15	5
Maryland	15-10	1-2	0-1	0-0	0-1	1	0	0	1	0	0	14	2
at Wake	16-10	0-0	0-0	0-0	1-1	2	1	1	0	0	3	7	0
Clemson	17-10	1-6	0-3	0-0	1-1	2	2	0	1	1	0	20	2
at Miami	18-10	1-1	1-1	0-0	0-0	0	0	0	0	0	2	18	3
at Florida St	DNP												
Duke	DNP												
Virginia Tech	DNP												
at Georgia Tech	19-10	2-3	1-1	0-0	0-1	1	0	0	0	0	1	7	5
Boston College	20-10	1-2	0-0	0-0	1-0	1	0	0	0	0	0	5	2
NC State	21-11	5-7	4-5	0-0	4-4	8	0	0	0	0	1	37	14
at Maryland	22-12	1-7	0-3	0-0	2-7	9	2	0	0	0	2	34	2

## CAREER STATISTICS

Year	G-GS	Min-Avg.	FG-FGA	Pct.	3FG-3FGA	Pct.	FT-FTA	Pct.	Off-Def.	Reb-Avg.	PF-DQ	Ast	TO	Blk	Stl	Pts-Avg
2007-08	7-0	12-1.7	3-3	1.000	1-1	1.000	0-0	.000	1-2	3-0.4	3-0	1	0	0	1	7-1.0
ACC	1-0	1-1.0	0-0	.000	0-0	.000	0-0	.000	0-0	0-0.0	0-0	0	0	0	0	0-0.0
2008-09	10-0	19-1.9	0-3	.000	0-1	.000	1-2	.500	2-1	3-0.3	2-0	1	2	0	0	1-0.1
ACC	5-0	5-1.0	0-1	.000	0-1	.000	1-2	.500	0-0	0-0.0	1-0	0	0	0	0	1-0.2
2009-10	30-7	462-15.4	35-93	.376	15-53	.283	4-8	.500	38-52	90-3.0	61-1	15	19	4	16	89-3.0
ACC	16-1	232-14.5	16-50	.320	5-28	.179	0-2	.000	21-23	44-2.8	36-1	5	12	2	9	37-2.3
2010-11	22-12	409-18.6	38-86	.442	20-47	.426	1-1	1.000	18-47	65-3.0	35-0	13	12	4	11	97-4.4
ACC	12-5	203-16.9	17-43	.395	6-20	.300	1-1	1.000	9-18	27-2.3	16-0	5	5	2	3	41-3.4
<b>CAREER</b>	<b>69-19</b>	<b>902-13.1</b>	<b>76-185</b>	<b>.411</b>	<b>36-102</b>	<b>.353</b>	<b>6-11</b>	<b>.545</b>	<b>59-102</b>	<b>161-2.3</b>	<b>101-1</b>	<b>30</b>	<b>33</b>	<b>8</b>	<b>28</b>	<b>194-2.8</b>
ACC	34-6	441-13.0	33-94	.351	11-49	.224	2-5	.400	30-41	71-2.1	53-1	10	17	4	12	79-2.3

# SAMMY ZEGLINSKI

# #13



Junior • Guard • 6-1 • 185 • Philadelphia, Pa. • The William Penn Charter School

## 2010-11 SEASON:

- Had a career-high 25 points (7-11 FG, 6-7 3FG) at Maryland (3/5)
- Had 10 points, five assists and four rebounds vs. NC State
- Had eight points and four rebounds at Georgia Tech (2/23)
- Had 10 points and five assists vs. Virginia Tech (2/19)
- Had 19 points at Florida State
- Had 11 points, five rebounds, four assists and a career-high three blocks at Miami
- Had 12 points and five rebounds vs. Clemson
- Had 11 points and four assists at Wake Forest
- Had six points vs. Georgia Tech (1/22)
- Had six points and six rebounds at Boston College (1/19)
- Had eight points at #1 Duke (1/15)
- Had eight points, four rebounds, two assists and two steals vs. Howard
- Had nine points, two assists and three steals vs. Seattle in his first start of the season
- Had six points and two assists vs. Norfolk State
- Had 12 points, four rebounds, four assists and two steals vs. Oregon
- Had two assists and two steals vs. Radford
- Had three assists at Virginia Tech in his season debut (12/5)
- Had an operation on Oct. 19 involving cartilage work on his left knee and missed the first seven games of the season

## SINGLE GAME BESTS

### POINTS

Season: 25 at Maryland (3/5/11)  
 Career: 25 at Maryland (3/5/11)  
 ACC: 25 at Maryland (3/5/11)

### REBOUNDS

Season: 6 at Boston College (1/19/11)  
 Career: 8 on three occasions  
 ACC: 8 at NCSU (1/9/10), at Clemson (2/20/10)

### FG MADE

Season: 7 at FSU (2/12/11), at Md. (3/5/11)  
 Career: 8 vs. Liberty (11/25/08), vs. BC (3/11/10)  
 ACC: 7 at FSU (2/12/11), at Md. (3/5/11)

### FG ATTEMPTS

Season: 16 at Florida State (2/12/11)  
 Career: 16 at Florida State (2/12/11)  
 ACC: 16 at Florida State (2/12/11)

### 3 PT FG MADE

Season: 6 at Maryland (3/5/11)  
 Career: 6 vs. Liberty (11/25/08), at Md. (3/5/11)  
 ACC: 6 at Maryland (3/5/11)

### 3 PT FG ATTEMPTS

Season: 11 at Florida State (2/12/11)  
 Career: 11 at Florida State (2/12/11)  
 ACC: 11 at Florida State (2/12/11)

### FT MADE

Season: 5 at Maryland (3/5/11)  
 Career: 5 at Maryland (3/5/11)  
 ACC: 5 at Maryland (3/5/11)

### FT ATTEMPTS

Season: 7 at Maryland (3/5/11)  
 Career: 8 vs. Florida State (1/24/09)  
 ACC: 8 vs. Florida State (1/24/09)

### ASSISTS

Season: 5 vs. VT (2/19/11), NCSU (3/1/11)  
 Career: 8 at Virginia Tech (1/10/09)  
 ACC: 8 at Virginia Tech (1/10/09)

### TURNOVERS

Season: 4 vs. Clemson (2/2/11)  
 Career: 6 vs. Clemson (2/15/09)  
 ACC: 6 vs. Clemson (2/15/09)

### BLOCKS

Season: 3 at Miami (2/5/11)  
 Career: 3 at Miami (2/5/11)  
 ACC: 3 at Miami (2/5/11)

### STEALS

Season: 3 on three occasions  
 Career: 5 vs. Florida State (1/24/09)  
 ACC: 5 vs. Florida State (1/24/09)

### MINUTES

Season: 36 vs. VT (2/19/11), BC (2/26/11)  
 Career: 40 vs. Virginia Tech (1/28/10)  
 ACC: 40 vs. Virginia Tech (1/28/10)

## 2010-11 GAME-BY-GAME:

Opponent	GP-GS	FG-FGA	3FG-3FGA	FT-FTA	Off-Def	Total	A	TO	Blk	Stl	PF	Min	Pts
W&M	DNP												
USC Upstate	DNP												
at Stanford	DNP												
vs. Washington	DNP												
vs. Oklahoma	DNP												
vs. Wichita St	DNP												
at Minnesota	DNP												
at Virginia Tech	1-0	0-3	0-2	0-0	0-0	0	3	0	0	1	0	15	0
Radford	2-0	0-3	0-3	0-0	0-0	0	2	0	0	2	2	12	0
Oregon	3-0	4-7	3-5	1-2	0-4	4	4	0	0	2	0	22	12
Norfolk St	4-0	2-9	2-9	0-1	0-2	2	2	2	0	0	0	25	6
Seattle	5-1	3-11	1-7	2-3	0-4	4	2	0	0	3	3	22	9
Iowa State	6-1	1-3	1-3	0-0	2-3	5	0	2	0	0	1	13	3
LSU	7-1	0-3	0-2	0-0	0-1	1	0	2	0	0	0	15	0
Howard	8-1	3-7	2-4	0-0	0-4	4	2	1	0	2	1	28	8
N. Carolina	9-1	1-2	1-1	0-0	0-0	0	1	3	0	1	2	10	3
at Duke	10-1	2-6	0-2	4-5	1-2	3	1	0	0	0	1	18	8
at BC	11-1	2-8	2-7	0-0	1-5	6	3	0	0	1	0	27	6
Georgia Tech	12-1	2-5	2-2	0-0	0-1	1	1	0	0	2	2	20	6
Maryland	13-1	1-4	1-3	0-0	0-2	2	3	1	0	2	0	26	3
at Wake	14-1	4-8	3-6	0-1	1-2	3	4	0	0	0	4	24	11
Clemson	15-2	4-10	4-7	0-0	0-5	5	2	4	0	3	3	35	12
at Miami	16-3	4-8	3-6	0-0	0-5	5	4	2	3	0	5	30	11
at Florida St	17-4	7-16	5-11	0-0	1-1	2	2	3	0	2	3	33	19
Duke	18-5	1-7	0-2	0-0	1-4	5	4	0	0	2	2	35	2
Virginia Tech	19-6	3-8	3-5	1-2	1-1	2	5	1	0	1	1	36	10
at Georgia Tech	20-7	3-6	2-5	0-0	0-4	4	1	1	0	1	2	34	8
Boston College	21-8	1-10	1-7	0-0	0-5	5	0	1	0	3	3	36	3
NC State	22-9	3-11	1-5	3-4	1-3	4	5	1	0	1	2	34	10
at Maryland	23-10	7-11	6-7	5-7	1-4	5	3	1	0	2	3	31	25

## CAREER STATISTICS

Year	G-GS	Min-Avg.	FG-FGA	Pct.	3FG-3FGA	Pct.	FT-FTA	Pct.	Off-Def.	Reb-Avg.	PF-DQ	Ast	TO	Blk	Stl	Pts-Avg
2007-08	8-0	62-7.8	3-12	.250	1-7	.143	0-2	.000	3-6	9-1.1	8-0	15	9	1	3	7-0.9
ACC	--															
2008-09	28-15	669-23.9	82-213	.385	33-105	.314	20-35	.571	9-57	66-2.4	68-2	84	70	2	36	217-7.8
ACC	16-7	362-22.6	32-101	.317	12-56	.214	6-16	.375	6-27	33-2.1	33-0	44	37	0	18	82-5.1
2009-10	31-29	899-29.0	94-252	.373	61-162	.377	27-34	.794	12-107	119-3.8	63-0	80	57	8	38	276-8.9
ACC	16-14	461-28.8	38-128	.297	24-83	.289	15-18	.833	6-61	67-4.2	30-0	41	23	3	14	115-7.2
2010-11	23-10	581-25.3	58-166	.349	43-111	.387	16-25	.640	10-62	72-3.1	40-1	54	25	3	31	175-7.6
ACC	16-9	444-27.8	45-123	.366	34-78	.436	13-19	.684	8-44	52-3.3	33-1	42	18	3	22	137-8.6
<b>CAREER</b>	<b>90-54</b>	<b>2211-24.6</b>	<b>237-643</b>	<b>.369</b>	<b>138-385</b>	<b>.358</b>	<b>63-96</b>	<b>.656</b>	<b>34-232</b>	<b>266-3.0</b>	<b>179-3</b>	<b>233</b>	<b>161</b>	<b>14</b>	<b>108</b>	<b>675-7.5</b>
ACC	48-30	1267-26.4	115-352	.327	70-217	.323	34-53	.642	20-132	152-3.2	96-1	127	78	6	54	334-7.0

# 2010-11 VIRGINIA MEN'S BASKETBALL GAME NOTES

**VIRGINIA** **76** November 12, 2010  
**WILLIAM & MARY** **52** John Paul Jones Arena • Charlottesville, Va.

**WILLIAM & MARY (0-1)**

Player	FG	3FG	FT	O-D	Reb	PF	Pts	A	TO	Blk	Stl	Min
McDowell (F)	4-11	3-6	5-8	1-4	5	1	16	1	0	0	1	35
Gaillard (F)	5-8	0-1	0-0	0-3	3	4	10	2	0	0	0	31
Ludwick (F)	4-9	4-9	1-2	3-3	6	1	13	0	2	0	0	26
Brown (G)	1-4	0-3	0-0	0-2	2	1	2	1	2	0	1	30
Rum (G)	0-4	0-2	1-2	0-1	1	1	1	2	2	0	2	30
Boatner	0-3	0-3	0-0	0-1	1	0	0	1	0	0	0	16
Whitlatch	0-1	0-0	0-0	0-0	0	0	0	0	0	0	0	0+
Howard	0-0	0-0	0-0	0-0	0	0	0	0	0	0	0	3
Pavloff	0-1	0-1	0-0	0-1	1	0	0	0	0	0	0	3
Rusthoven	0-1	0-1	0-0	0-2	2	1	0	0	0	0	0	6
Heldring	0-0	0-0	0-0	0-0	0	0	0	0	0	0	0	4
Kitts	4-6	0-0	2-4	0-2	2	4	10	1	2	1	0	16
				1-3	4							
<b>TOTALS</b>	<b>18-48</b>	<b>7-26</b>	<b>9-16</b>	<b>5-22</b>	<b>27</b>	<b>13</b>	<b>52</b>	<b>8</b>	<b>8</b>	<b>1</b>	<b>4</b>	<b>200</b>
	<b>.375</b>	<b>.269</b>	<b>.563</b>									

**VIRGINIA (1-0)**

Player	FG	3FG	FT	O-D	Reb	PF	Pts	A	TO	Blk	Stl	Min
Scott (F)	7-13	0-0	4-6	2-7	9	2	18	0	3	1	1	32
Sene (C)	1-1	0-0	0-0	0-2	2	1	2	0	0	0	0	11
Evans (G)	3-4	0-0	0-0	0-2	2	0	6	7	1	0	1	31
Farrakhan (G)	3-8	3-7	1-2	0-4	4	1	10	1	1	0	2	28
Harrell (G)	5-13	2-4	1-1	3-2	5	3	13	1	2	0	0	28
Regan	1-1	1-1	0-0	0-0	0	0	3	0	0	0	0	6
Harris	1-4	0-2	0-0	2-2	4	3	2	3	1	0	1	18
Baron	6-8	5-6	2-2	0-0	0	1	19	3	0	0	1	21
Sherrill	1-2	1-2	0-0	1-5	6	4	3	1	0	0	0	20
Mitchell	0-2	0-1	0-0	0-1	1	0	0	1	0	0	0	5
Rogers	0-0	0-0	0-0	0-0	0	0	0	0	0	0	0	0+
				1-3	4							
<b>TOTALS</b>	<b>28-56</b>	<b>12-23</b>	<b>8-11</b>	<b>9-28</b>	<b>37</b>	<b>15</b>	<b>76</b>	<b>17</b>	<b>8</b>	<b>1</b>	<b>6</b>	<b>200</b>
	<b>.500</b>	<b>.522</b>	<b>.727</b>									

<b>WILLIAM &amp; MARY</b>	27	25	52	Officials:	Karl Hess, Bill Covington, Jr., Tim Ebersole
<b>VIRGINIA</b>	28	48	76	Technical:	none
				Attendance:	10,003

**STANFORD** **81** November 18, 2010  
**VIRGINIA** **60** Maples Pavilion • Stanford, Calif.

**VIRGINIA (2-1)**

Player	FG	3FG	FT	O-D	Reb	PF	Pts	A	TO	Blk	Stl	Min
Scott (F)	2-5	0-0	4-4	1-5	6	1	8	2	3	1	1	34
Sene (C)	0-1	0-0	0-0	1-1	2	4	0	0	0	0	0	14
Evans (G)	4-9	0-0	3-3	1-2	3	1	11	5	3	0	2	37
Farrakhan (G)	4-10	2-7	4-4	0-1	1	2	14	2	3	0	1	30
Harris (G)	4-7	4-7	0-0	0-1	1	3	12	0	3	0	0	20
Regan	1-1	0-0	0-0	0-1	1	1	2	0	0	1	0	6
Baron	1-5	0-4	0-0	0-1	1	0	2	2	1	0	0	23
Sherrill	3-4	2-2	0-0	1-4	5	2	8	0	2	0	0	15
Harrell	1-5	1-4	0-0	0-0	0	2	3	0	1	0	0	12
Mitchell	0-0	0-0	0-0	0-4	4	2	0	0	0	0	0	9
				1-0	1							
<b>TOTALS</b>	<b>20-47</b>	<b>9-24</b>	<b>11-11</b>	<b>5-20</b>	<b>25</b>	<b>18</b>	<b>60</b>	<b>11</b>	<b>18</b>	<b>2</b>	<b>4</b>	<b>200</b>
	<b>.426</b>	<b>.375</b>	<b>1.000</b>									

**STANFORD (2-0)**

Player	FG	3FG	FT	O-D	Reb	PF	Pts	A	TO	Blk	Stl	Min
Owens (F)	2-4	0-0	3-3	1-2	3	3	7	1	3	0	0	18
Powell (F)	5-5	0-0	0-0	1-0	1	3	10	1	0	0	0	25
Trotter (C)	1-3	0-1	0-0	0-5	5	4	2	0	1	0	0	23
Mann (G)	1-3	0-1	0-4	0-3	3	0	2	3	3	1	0	22
Green (G)	8-13	5-9	0-0	1-1	2	2	21	1	1	0	0	30
Bright	4-4	4-4	0-0	0-2	2	1	12	4	1	0	1	17
Brown	5-8	2-3	1-1	0-2	2	1	13	1	0	0	1	15
Nastic	0-2	0-0	1-2	2-1	3	1	1	0	1	0	0	7
Harris	0-0	0-0	1-2	0-0	0	0	1	0	1	0	0	9
Huestis	0-3	0-1	0-1	2-1	3	0	0	0	0	0	0	7
Zimmermann	5-12	2-4	0-1	3-2	5	1	12	2	1	1	0	25
Gage	0-0	0-0	0-0	0-0	0	0	0	0	0	0	0	2
				1-3	4							
<b>TOTALS</b>	<b>31-57</b>	<b>13-23</b>	<b>6-14</b>	<b>11-22</b>	<b>33</b>	<b>16</b>	<b>81</b>	<b>13</b>	<b>12</b>	<b>2</b>	<b>2</b>	<b>200</b>
	<b>.544</b>	<b>.565</b>	<b>.429</b>									

<b>VIRGINIA</b>	34	26	60	Officials:	Sean Corbin, Michael Stephens, John Gaffney
<b>STANFORD</b>	37	44	81	Technical:	none
				Attendance:	5,314

**VIRGINIA** **74** November 15, 2010  
**USC UPSTATE** **54** John Paul Jones Arena • Charlottesville, Va.

**USC UPSTATE (0-2)**

Player	FG	3FG	FT	O-D	Reb	PF	Pts	A	TO	Blk	Stl	Min
Glenn (F)	2-5	0-1	0-0	2-4	6	2	4	0	0	0	2	24
Rogers (F)	3-4	2-3	0-0	0-1	1	2	8	2	0	1	0	21
Chavis (G)	2-9	2-8	2-2	0-0	0	1	8	2	3	0	1	34
Dukes (G)	6-8	5-5	2-5	0-1	1	1	19	2	1	0	3	27
Cook (G)	2-3	0-0	1-1	0-0	0	4	5	4	1	0	0	17
Porchea	0-0	0-0	0-0	0-0	0	1	0	0	0	0	0	2
Hash	0-1	0-1	0-0	0-0	0	1	0	0	0	0	0	2
Sloan	1-4	0-2	0-0	0-1	1	2	2	2	3	0	0	17
Uzochukwu	0-1	0-0	0-0	0-3	3	2	0	1	2	0	1	19
Craig	2-8	1-3	0-0	0-2	2	2	5	0	2	0	0	21
Olumuyiwa	1-1	0-0	1-2	0-1	1	1	3	0	0	1	0	16
				1-2	3							
<b>TOTALS</b>	<b>19-44</b>	<b>10-23</b>	<b>6-10</b>	<b>3-15</b>	<b>18</b>	<b>19</b>	<b>54</b>	<b>13</b>	<b>13</b>	<b>2</b>	<b>7</b>	<b>200</b>
	<b>.432</b>	<b>.435</b>	<b>.600</b>									

**VIRGINIA (2-0)**

Player	FG	3FG	FT	O-D	Reb	PF	Pts	A	TO	Blk	Stl	Min
Scott (F)	6-9	0-0	7-7	6-6	12	1	19	2	4	0	0	32
Sene (C)	1-2	0-0	0-0	0-0	0	3	2	0	2	0	0	13
Evans (G)	4-7	0-0	2-4	2-2	4	1	10	1	0	0	1	30
Farrakhan (G)	4-8	1-4	2-2	0-1	1	3	11	2	3	1	0	24
Harrell (G)	2-3	1-2	0-2	0-2	2	3	5	3	2	0	1	19
Harris	3-6	1-4	1-1	0-2	2	1	8	1	1	0	1	22
Baron	3-4	2-3	6-7	0-3	3	2	14	3	0	0	2	25
Sherrill	1-5	0-2	0-0	0-1	1	0	2	1	0	0	0	24
Mitchell	1-3	0-0	1-2	0-4	4	0	3	0	0	0	1	11
				3-3	6							
<b>TOTALS</b>	<b>25-47</b>	<b>5-15</b>	<b>19-25</b>	<b>11-24</b>	<b>35</b>	<b>14</b>	<b>74</b>	<b>13</b>	<b>12</b>	<b>1</b>	<b>6</b>	<b>200</b>
	<b>.532</b>	<b>.333</b>	<b>.760</b>									

<b>USC UPSTATE</b>	28	26	54	Officials:	Ray Natili, Bernard Clinton, Louie Andrakakos
<b>VIRGINIA</b>	31	43	74	Technical:	none
				Attendance:	7,751

**#13 WASHINGTON** **106** November 22, 2010  
**VIRGINIA** **63** Lahaina Civic Center • Lahaina, Hawaii

**VIRGINIA (2-2)**

Player	FG	3FG	FT	O-D	Reb	PF	Pts	A	TO	Blk	Stl	Min
Sherrill (F)	1-2	1-1	0-0	0-2	2	2	3	0	1	0	1	15
Scott (F)	5-12	0-0	1-1	1-3	4	3	11	0	1	0	0	28
Evans (G)	1-3	0-0	1-2	1-0	1	4	3	3	6	0	0	20
Farrakhan (G)	1-8	0-4	2-2	0-1	1	0	4	3	2	0	0	25
Harris (G)	8-13	2-4	1-1	4-3	7	2	19	0	3	0	0	32
Regan	0-2	0-0	1-2	1-2	3	0	1	0	0	0	1	11
Sene	0-1	0-0	1-2	0-0	0	2	1	0	1	1	0	6
Baron	1-7	1-6	0-0	0-2	2	1	3	0	0	0	2	21
Harrell	3-6	0-1	8-13	4-4	8	0	14	2	3	0	0	26
Mitchell	2-4	0-0	0-3	2-3	5	3	4	1	0	1	0	15
Rogers	0-0	0-0	0-0	0-0	0	0	0	0	0	0	0	1
				0-1	1							
<b>TOTALS</b>	<b>22-58</b>	<b>4-16</b>	<b>15-26</b>	<b>13-21</b>	<b>34</b>	<b>17</b>	<b>63</b>	<b>9</b>	<b>17</b>	<b>2</b>	<b>4</b>	<b>200</b>
	<b>.379</b>	<b>.250</b>	<b>.577</b>									

**WASHINGTON (3-0)**

Player	FG	3FG	FT	O-D	Reb	PF	Pts	A	TO	Blk	Stl	Min
Bryan-Amanning (F)	3-4	0-0	2-2	1-3	4	2	8	0	2	0	0	17
Gant (F)	3-7	1-1	0-1	1-3	4	4	7	0	1	1	0	22
Gaddy (G)	6-9	0-2	0-0	0-1	1	1	12	6	1	0	0	26
Thomas (G)	7-11	3-5	1-2	0-6	6	0	18	4	1	0	1	24
Holiday (G)	4-10	2-2	1-2	4-5								

# 2010-11 VIRGINIA MEN'S BASKETBALL GAME NOTES

**VIRGINIA** 74 November 23, 2010  
**OKLAHOMA** 56 Lahaina Civic Center • Lahaina, Hawaii

**OKLAHOMA (3-2)**

Player	FG	3FG	FT	O-D	Reb	PF	Pts	A	TO	Blk	Stl	Min
Fitzgerald (F)	3-4	0-0	3-3	1-2	3	4	9	0	2	0	0	19
Thompson (F)	0-3	0-0	0-0	0-0	0	0	0	0	2	0	0	9
Pledger (G)	2-7	1-4	0-0	1-0	1	2	5	1	0	0	0	26
Clark (G)	0-2	0-1	0-2	0-2	2	1	0	0	3	1	0	26
Davis (G)	6-12	3-7	0-1	1-4	5	2	15	2	1	1	2	33
Washington	2-6	0-0	0-0	1-4	5	2	4	0	0	3	0	18
Newell	1-3	0-1	0-0	0-3	3	1	2	3	1	0	0	10
Blair	2-2	0-0	0-0	0-2	2	2	4	2	4	0	1	25
Neal	4-6	2-4	6-6	1-5	6	2	16	1	3	0	0	24
Honore	0-0	0-0	1-2	0-3	3	2	1	0	1	0	0	10
				0-0	0							
<b>TOTALS</b>	<b>20-45</b>	<b>6-17</b>	<b>10-14</b>	<b>5-25</b>	<b>30</b>	<b>18</b>	<b>56</b>	<b>9</b>	<b>17</b>	<b>5</b>	<b>3</b>	<b>200</b>
	<b>.444</b>	<b>.353</b>	<b>.714</b>									

**VIRGINIA (3-2)**

Player	FG	3FG	FT	O-D	Reb	PF	Pts	A	TO	Blk	Stl	Min
Sherrill (F)	4-10	3-9	0-0	0-5	5	1	11	2	1	0	2	27
Scott (F)	7-15	0-0	13-15	7-8	15	3	27	2	0	0	0	34
Evans (G)	2-3	0-0	1-2	0-5	5	1	5	6	0	0	3	27
Harris (G)	3-4	2-2	0-0	1-1	2	4	8	1	3	0	0	21
Harrell (G)	0-5	0-2	0-0	0-0	0	1	0	0	1	0	0	23
Farrakhan	5-7	0-0	0-3	0-0	0	2	10	3	2	0	2	33
Regan	1-1	0-0	0-0	0-2	2	0	2	0	1	0	0	6
Sene	1-1	0-0	2-3	1-0	1	4	4	0	0	1	1	13
Baron	2-6	2-5	1-4	0-1	1	0	7	0	1	0	0	16
				0-1	1							
<b>TOTALS</b>	<b>25-52</b>	<b>7-18</b>	<b>17-27</b>	<b>9-23</b>	<b>32</b>	<b>16</b>	<b>74</b>	<b>14</b>	<b>9</b>	<b>1</b>	<b>8</b>	<b>200</b>
	<b>.481</b>	<b>.389</b>	<b>.630</b>									

<b>OKLAHOMA</b>	25	31	56
<b>VIRGINIA</b>	40	34	74

Officials: Jeff Nichols, Chris Rastatter, Ken Ditty  
 Technicals: Oklahoma coach Jeff Capel  
 Attendance: 2,400

**WICHITA STATE** 70 November 24, 2010  
**VIRGINIA** 58 Lahaina Civic Center • Lahaina, Hawaii

**WICHITA STATE (3-1)**

Player	FG	3FG	FT	O-D	Reb	PF	Pts	A	TO	Blk	Stl	Min
Ellis (F)	2-5	0-0	0-0	1-3	4	0	4	1	0	0	0	18
Durley (F)	5-12	4-4	3-4	0-0	0	0	17	1	1	0	0	27
Ragland (G)	2-5	2-3	4-4	1-2	3	5	10	4	1	0	1	28
Hatch (G)	1-2	1-1	3-4	2-2	4	3	6	1	2	0	0	23
Kyles (G)	2-5	1-2	0-0	0-0	0	2	5	1	0	0	0	22
Williams	1-3	0-2	0-0	0-2	2	1	2	1	0	0	2	12
Smith	2-3	0-1	1-2	1-1	2	0	5	1	0	0	0	9
Murry	3-10	0-3	7-8	2-6	8	2	13	4	2	0	2	25
Blair	1-3	0-0	0-0	2-5	7	0	2	0	2	1	1	21
Stutz	3-4	0-0	0-0	0-2	2	3	6	1	2	2	0	15
				3-1	4							
<b>TOTALS</b>	<b>22-52</b>	<b>8-16</b>	<b>18-22</b>	<b>12-24</b>	<b>36</b>	<b>16</b>	<b>70</b>	<b>15</b>	<b>10</b>	<b>3</b>	<b>6</b>	<b>200</b>
	<b>.423</b>	<b>.500</b>	<b>.818</b>									

**VIRGINIA (3-3)**

Player	FG	3FG	FT	O-D	Reb	PF	Pts	A	TO	Blk	Stl	Min
Sherrill (F)	4-5	3-4	0-0	1-4	5	3	11	0	1	1	1	33
Scott (F)	7-13	0-0	2-2	3-7	10	1	16	3	0	0	0	34
Evans (G)	3-11	0-2	4-8	0-3	3	4	10	5	4	0	1	34
Harris (G)	4-10	1-3	0-0	1-3	4	2	9	1	1	0	1	37
Harrell (G)	4-5	2-2	0-1	1-0	1	3	10	0	0	0	0	25
Farrakhan	0-1	0-0	0-0	0-0	0	4	0	0	3	1	1	13
Regan	0-0	0-0	0-0	0-0	0	1	0	0	0	0	0	3
Sene	0-2	0-0	2-2	2-0	2	2	2	0	0	0	0	8
Baron	0-3	0-2	0-0	0-1	1	0	0	0	0	0	0	11
Mitchell	0-1	0-0	0-0	0-0	0	0	0	0	1	0	0	2
				1-2	3							
<b>TOTALS</b>	<b>22-51</b>	<b>6-13</b>	<b>8-13</b>	<b>9-20</b>	<b>29</b>	<b>20</b>	<b>58</b>	<b>9</b>	<b>10</b>	<b>2</b>	<b>4</b>	<b>200</b>
	<b>.431</b>	<b>.462</b>	<b>.615</b>									

<b>WICHITA STATE</b>	35	35	70
<b>VIRGINIA</b>	31	27	58

Officials: Sean Hull, Tony Padilla, Ryan Wells  
 Technicals: none  
 Attendance: 2,400

**VIRGINIA** 87 November 29, 2010  
**#15 MINNESOTA** 79 Williams Arena • Minneapolis, Minn.

**VIRGINIA (4-3)**

Player	FG	3FG	FT	O-D	Reb	PF	Pts	A	TO	Blk	Stl	Min
Sherrill (F)	2-4	2-2	0-0	0-0	0	1	6	3	1	0	3	21
Scott (F)	6-15	0-0	5-6	3-9	12	3	17	3	2	0	0	38
Evans (G)	1-2	0-0	1-2	0-1	1	4	3	5	3	0	1	28
Harris (G)	8-12	4-6	4-4	0-5	5	1	24	1	1	0	1	35
Harrell (G)	1-5	0-0	5-6	1-1	2	2	7	2	0	0	0	16
Farrakhan	8-14	4-5	3-4	2-3	5	1	23	4	0	0	0	34
Regan	0-0	0-0	0-0	0-0	0	2	0	0	0	0	0	1
Sene	0-1	0-0	7-8	4-2	6	3	7	0	2	1	0	20
Baron	0-2	0-0	0-0	0-1	1	1	0	1	2	0	0	7
				1-3	4							
<b>TOTALS</b>	<b>26-55</b>	<b>10-13</b>	<b>25-30</b>	<b>11-25</b>	<b>36</b>	<b>18</b>	<b>87</b>	<b>19</b>	<b>11</b>	<b>1</b>	<b>5</b>	<b>200</b>
	<b>.473</b>	<b>.769</b>	<b>.833</b>									

**MINNESOTA (6-1)**

Player	FG	3FG	FT	O-D	Reb	PF	Pts	A	TO	Blk	Stl	Min
Mbakwe (F)	6-10	0-0	6-8	5-6	11	5	18	1	1	5	1	29
Sampson (F)	1-2	0-0	0-0	0-4	4	4	2	0	1	1	0	21
Ahanmisi (G)	1-2	0-0	0-0	0-0	0	0	2	3	1	0	0	16
Hollins (G)	2-3	0-0	2-2	0-0	0	3	6	1	2	0	3	26
Hoffarber (G)	7-14	5-11	0-1	1-4	5	0	19	5	1	0	2	34
Walker	1-1	0-0	0-0	1-1	2	1	2	0	0	0	0	6
Armelin	3-7	1-3	0-2	0-0	0	5	7	1	1	0	0	13
Williams	1-1	0-0	0-0	0-3	3	0	2	0	2	0	1	7
Joseph	5-12	3-8	3-5	0-1	1	1	16	2	0	0	0	24
Iverson	2-6	0-0	1-2	2-2	4	3	5	2	2	1	0	24
				1-0	1							
<b>TOTALS</b>	<b>29-58</b>	<b>9-22</b>	<b>12-20</b>	<b>10-21</b>	<b>31</b>	<b>22</b>	<b>79</b>	<b>15</b>	<b>11</b>	<b>7</b>	<b>7</b>	<b>200</b>
	<b>.500</b>	<b>.409</b>	<b>.600</b>									

<b>VIRGINIA</b>	29	58	87
<b>MINNESOTA</b>	39	40	79

Officials: Mike Sanzere, Paul Janssen, John Cahill  
 Technicals: none  
 Attendance: 12,089

**VIRGINIA** 57 December 5, 2010  
**VIRGINIA TECH** 54 Cassell Coliseum • Blacksburg, Va.

**VIRGINIA (5-3, 1-0)**

Player	FG	3FG	FT	O-D	Reb	PF	Pts	A	TO	Blk	Stl	Min
Scott (F)	9-14	1-1	2-3	4-9	13	0	21	2	1	1	0	38
Sene (C)	2-3	0-0	0-0	1-2	3	3	4	0	3	2	1	16
Evans (G)	2-6	0-0	0-0	0-2	2	3	4	4	1	0	0	19
Farrakhan (G)	3-4	0-1	3-5	0-5	5	2	9	5	0	2	2	36
Harris (G)	3-7	2-3	2-3	2-1	3	1	10	2	3	1	1	35
Regan	0-2	0-1	0-0	0-0	0	1	0	0	0	0	0	8
Zeglinski	0-3	0-2	0-0	0-0	0	0	0	3	0	0	1	15
Baron	0-1	0-1	0-0	0-0	0	0	0	0	0	0	0	3
Harrell	3-8	1-3	0-0	0-0	0	0	7	0	0	0	0	16
Mitchell	1-1	0-0	0-0	1-0	1	2	2	0	2	0	0	14
				2-1	3							
<b>TOTALS</b>	<b>23-49</b>	<b>4-12</b>	<b>7-11</b>	<b>10-20</b>	<b>30</b>	<b>12</b>	<b>57</b>	<b>16</b>	<b>10</b>	<b>6</b>	<b>5</b>	<b>200</b>
	<b>.469</b>	<b>.333</b>	<b>.636</b>									

**VIRGINIA TECH (4-4, 0-1)**

Player	FG	3FG	FT	O-D	Reb	PF	Pts	A	TO	Blk	Stl	Min
Allen (F)	6-14	0-3	0-0	2-7	9	5	12	2	2	2	1	38
Bell (F)	2-2	1-1	0-0	0-3	3	4	5	2	2	2	1	33
Davila (F)	2-8	0-0	0-0	2-5	7	0	4	1	2	3	0	35
Hudson (G)	2-7	1-3	0-0	0-2	2	2	5	1	2	0	1	31
Delaney (G)	10-15	4-7	2-2	2-1	3	3	26	1	3	0	1	40
Green	0-2	0-1	2-2	0-0	0	2	2	1	0	0	0	16
Atkins	0-2	0-0	0-0	2-0	2	0	0	0	0	0	0	3
Eddie	0-1	0-0	0-0	0-1	1	0	0	0	0	0	0	4
				1-0	1							
<b>TOTALS</b>	<b>22-51</b>	<b>6-15</b>	<b>4-4</b>	<b>9-19</b>	<b>28</b>	<b>16</b>	<b>54</b>	<b>8</b>	<b>11</b>	<b>7</b>	<b>4</b>	<b>200</b>
	<b>.431</b>	<b>.400</b>	<b>1.000</b>									

<b>VIRGINIA</b>	36	21	57
<b>VIRGINIA TECH</b>	24	30	54

Officials: Karl Hess, Roger Ayers, John Cahill  
 Technicals: none  
 Attendance: 9,847







# 2010-11 VIRGINIA MEN'S BASKETBALL GAME NOTES

**#1 DUKE 76** January 15, 2011  
**VIRGINIA 60** Cameron Indoor Stadium • Durham, N.C.

**VIRGINIA (10-7, 1-2)**

Player	FG	3FG	FT	O-D	Reb	PF	Pts	A	TO	Blk	Stl	Min
Sherrill (F)	2-7	0-4	0-0	0-2	2	1	4	0	1	0	0	14
Sene (C)	3-6	0-0	2-2	4-1	5	4	8	0	2	1	1	20
Evans (G)	2-8	0-0	2-4	0-3	3	3	6	3	3	0	2	34
Farrakhan (G)	4-7	3-3	4-5	0-3	3	0	15	2	1	0	2	32
Harrell (G)	1-6	0-0	0-3	0-2	2	2	2	2	2	0	0	26
Regan	0-0	0-0	0-0	1-0	1	0	0	0	0	0	0	3
Harris	4-8	3-5	4-4	2-2	4	4	15	0	3	0	1	28
Zeglinski	2-6	0-2	4-5	1-2	3	1	8	1	0	0	0	18
Baron	0-1	0-1	0-0	0-0	0	0	0	0	0	0	0	2
Mitchell	1-6	0-1	0-0	1-1	2	3	2	0	1	0	1	22
Rogers	0-0	0-0	0-0	0-0	0	0	0	0	0	0	0	1
TOTALS	19-55	6-16	16-23	12-19	31	18	60	8	13	1	7	200
	.345	.375	.696									

**DUKE (16-1, 3-1)**

Player	FG	3FG	FT	O-D	Reb	PF	Pts	A	TO	Blk	Stl	Min
Ma. Plumlee (F)	2-5	0-0	1-3	6-10	16	2	5	0	4	2	0	28
Singler (F)	5-9	1-4	2-2	3-1	4	3	13	2	1	2	0	39
Kelly (F)	4-7	0-0	0-0	0-3	3	2	8	0	0	1	0	18
Smith (G)	10-19	1-6	8-9	0-7	7	2	29	6	5	0	3	39
Dawkins (G)	5-11	3-8	1-1	0-2	2	2	14	2	1	1	0	32
Thornton	0-1	0-0	0-0	0-0	0	2	0	1	2	0	0	9
Hairston	0-0	0-0	0-0	0-0	0	0	0	0	0	0	0	4
Mil. Plumlee	0-0	0-0	0-0	1-1	2	1	0	0	1	0	0	4
Curry	1-6	0-2	5-5	2-4	6	2	7	2	1	0	1	27
TOTALS	27-58	5-20	17-20	14-28	42	16	76	13	15	6	4	200
	.466	.250	.850									

<b>VIRGINIA</b>	31	29	60	Officials:	Jamie Luckie, Brian Dorsey, Sean Hull
<b>DUKE</b>	25	51	76	Technical:	none
				Attendance:	9,314

**VIRGINIA 72** January 22, 2011  
**GEORGIA TECH 64** John Paul Jones Arena • Charlottesville, Va.

**GEORGIA TECH (9-9, 2-3)**

Player	FG	3FG	FT	O-D	Reb	PF	Pts	A	TO	Blk	Stl	Min
Oliver (F)	5-9	2-4	1-1	1-2	3	3	13	0	0	0	0	28
D.Miller (C)	6-8	0-0	0-0	2-4	6	4	12	1	2	0	1	30
Shumpert (G)	5-12	1-2	8-13	4-5	9	4	19	4	3	0	1	33
M.Miller (G)	3-4	0-0	1-1	0-2	2	1	7	1	1	0	1	24
Rice (G)	2-11	1-3	0-0	3-3	6	4	5	3	2	0	1	34
Udofia	1-3	0-0	0-0	0-0	0	4	2	0	0	0	1	16
Foreman	0-0	0-0	0-0	0-0	0	1	0	0	0	0	0	3
Storrs	0-0	0-0	0-0	0-0	0	2	0	0	0	0	0	2
Morris	3-5	0-1	0-0	0-1	1	1	6	0	2	0	0	21
Hicks	0-0	0-0	0-0	0-1	1	2	0	0	1	0	0	9
TOTALS	25-52	4-10	10-15	10-20	30	26	64	9	11	0	5	200
	.481	.400	.667									

**VIRGINIA (11-8, 2-3)**

Player	FG	3FG	FT	O-D	Reb	PF	Pts	A	TO	Blk	Stl	Min
Sene (C)	2-3	0-0	0-1	1-4	5	4	4	0	2	1	0	23
Evans (G)	0-3	0-0	3-6	0-2	2	3	3	5	2	0	2	31
Farrakhan (G)	6-10	2-4	9-11	0-3	3	3	23	5	3	0	0	37
Harris (G)	3-6	3-5	2-3	2-6	8	2	11	2	0	0	0	32
Harrell (G)	5-8	3-4	4-6	1-2	3	0	17	3	1	0	0	32
Zeglinski	2-5	2-2	0-0	0-1	1	2	6	1	0	0	2	20
Sherrill	2-3	0-0	1-1	0-0	0	1	5	0	1	0	2	15
Mitchell	0-2	0-0	3-4	2-1	3	2	3	0	1	0	0	10
TOTALS	20-40	10-15	22-32	6-20	26	17	72	16	10	1	6	200
	.500	.667	.688									

<b>GEORGIA TECH</b>	29	35	64	Officials:	Mike Eades, Jeff Clark, Tim Kelly
<b>VIRGINIA</b>	43	29	72	Technical:	Evans (UVA), M.Miller (GT)
				Attendance:	11,885

**BOSTON COLLEGE 70** January 19, 2011  
**VIRGINIA 67** Conte Forum • Chestnut Hill, Mass.

**VIRGINIA (10-8, 1-3)**

Player	FG	3FG	FT	O-D	Reb	PF	Pts	A	TO	Blk	Stl	Min
Sherrill (F)	0-1	0-1	0-0	0-0	0	2	0	0	0	0	0	6
Sene (C)	4-5	0-0	3-6	6-3	9	1	11	0	0	5	0	32
Evans (G)	3-14	0-0	0-0	2-2	4	4	6	2	1	0	0	26
Farrakhan (G)	5-9	1-3	3-4	1-6	7	5	14	4	2	0	0	36
Harrell (G)	5-8	3-4	0-0	0-1	1	2	13	1	1	0	1	29
Harris	4-9	3-7	0-0	0-4	4	5	11	1	1	0	0	20
Zeglinski	2-8	2-7	0-0	1-5	6	0	6	3	0	0	1	27
Baron	0-0	0-0	0-0	0-1	1	2	0	0	1	0	0	5
Mitchell	2-3	0-1	2-2	1-0	1	0	6	1	1	0	0	19
TOTALS	25-57	9-23	8-12	12-22	34	21	67	12	7	5	2	200
	.439	.391	.667									

**BOSTON COLLEGE (14-5, 4-1)**

Player	FG	3FG	FT	O-D	Reb	PF	Pts	A	TO	Blk	Stl	Min
Trapani (F)	7-14	0-3	4-5	2-4	6	1	18	0	0	1	0	31
Southern (C)	3-4	0-0	1-2	1-4	5	2	7	4	0	0	0	17
Jackson (G)	4-12	2-6	6-6	4-3	7	2	16	7	0	0	1	33
Paris (G)	3-8	2-5	4-4	0-3	3	0	12	1	1	0	1	31
Rubin (G)	0-1	0-1	0-0	0-1	1	2	0	0	1	2	0	15
Moton	0-1	0-0	0-0	0-0	0	1	0	0	0	0	1	8
Raji	3-8	1-4	3-4	0-5	5	1	10	0	3	0	0	29
Cahill	0-0	0-0	0-0	0-1	1	0	0	0	0	0	0	8
Elmore	1-3	1-2	2-2	1-0	1	1	5	0	0	0	0	22
Dunn	1-3	0-0	0-2	2-1	3	1	2	0	0	0	0	6
TOTALS	22-54	6-21	20-25	11-23	34	11	70	12	5	3	3	200
	.407	.286	.800									

<b>VIRGINIA</b>	28	39	67	Officials:	Roger Ayers, Les Jones, Bernard Clinton
<b>BOSTON COLLEGE</b>	34	36	70	Technical:	none
				Attendance:	4,628

**MARYLAND 66** January 27, 2011  
**VIRGINIA 42** John Paul Jones Arena • Charlottesville, Va.

**MARYLAND (13-7, 3-3)**

Player	FG	3FG	FT	O-D	Reb	PF	Pts	A	TO	Blk	Stl	Min
Williams (F)	2-5	0-0	0-0	1-5	6	2	4	3	3	1	1	32
Gregory (F)	4-6	0-0	0-0	1-4	5	2	8	0	2	1	0	36
Bowie (G)	8-13	3-5	3-5	0-3	3	2	22	2	3	0	4	32
Stoglin (G)	3-7	1-4	0-0	0-1	1	1	7	3	1	0	0	19
Mosley (G)	0-3	0-0	0-0	0-5	5	2	0	1	1	0	1	24
Wejcs	1-1	0-0	0-0	0-0	0	0	2	0	0	0	0	1
Parker	0-0	0-0	0-0	0-0	0	0	0	0	0	0	0	1
Palsson	0-1	0-0	0-0	0-0	0	1	0	0	0	0	0	9
Howard	4-5	1-1	0-0	0-3	3	2	9	4	0	0	2	21
Tucker	5-9	2-5	1-1	0-3	3	1	13	1	1	0	0	23
Padgett	0-0	0-0	1-2	0-1	1	1	1	0	0	0	0	2
TOTALS	27-50	7-15	5-8	2-26	28	14	66	14	11	2	8	200
	.540	.467	.625									

**VIRGINIA (11-9, 2-4)**

Player	FG	3FG	FT	O-D	Reb	PF	Pts	A	TO	Blk	Stl	Min
Sene (C)	2-4	0-0	1-2	5-10	15	2	5	0	6	1	0	33
Evans (G)	2-5	1-1	1-2	0-1	1	4	6	1	2	0	0	22
Farrakhan (G)	3-10	0-3	2-5	0-3	3	3	8	2	4	0	0	29
Harris (G)	3-8	2-5	0-0	0-4	4	1	8	1	1	1	0	35
Harrell (G)	2-11	0-2	1-2	0-0	0	1	5	0	0	0	1	25
Regan	1-1	0-0	0-0	0-0	0	0	2	0	0	0	0	1
Zeglinski	1-4	1-3	0-0	0-2	2	0	3	3	1	0	2	26
Baron	0-1	0-1	0-0	0-0	0	0	0	0	1	0	0	8
Sherrill	1-2	0-1	0-0	0-1	1	0	2	0	0	1	0	14
Mitchell	1-2	0-1	1-2	0-0	0	1	3	1	0	0	0	6
Rogers	0-0	0-0	0-0	0-0	0	0	0	0	0	0	0	1
TOTALS	16-48	4-17	6-13	7-22	29	12	42	8	15	3	3	200
	.333	.235	.462									

<b>MARYLAND</b>	26	40	66	Officials:	Bryan Kersey, Karl Hess, John Cahill
<b>VIRGINIA</b>	21	21	42	Technical:	none
				Attendance:	10,257







# 2010-11 VIRGINIA MEN'S BASKETBALL GAME NOTES

**VIRGINIA**           **69**           March 1, 2011  
**NC STATE**       **58**           John Paul Jones Arena • Charlottesville, Va.

**NC STATE (15-14, 5-10)**

Player	FG	3FG	FT	O-D	Reb	PF	Pts	A	TO	Blk	Stl	Min
Leslie (F)	2-5	0-0	3-4	3-1	4	3	7	0	1	0	0	19
Wood (F)	3-7	3-7	0-0	0-2	2	2	9	0	0	2	1	33
Smith (F)	3-4	0-0	4-4	1-2	3	3	10	0	5	1	0	18
Brown (G)	3-8	1-3	2-4	0-7	7	2	9	3	4	0	2	35
Harrow (G)	0-4	0-2	0-0	0-1	1	0	0	0	0	0	0	15
Howell	2-7	0-0	0-0	3-7	10	0	4	2	2	1	0	20
Gonzalez	6-10	2-4	2-2	0-1	1	2	16	4	2	0	0	25
Vandenberg	0-0	0-0	1-2	1-2	3	3	1	1	1	2	0	22
Williams	1-4	0-0	0-0	1-1	2	1	2	0	0	1	2	13
				0-1	1							
<b>TOTALS</b>	<b>20-49</b>	<b>6-16</b>	<b>12-16</b>	<b>9-25</b>	<b>34</b>	<b>16</b>	<b>58</b>	<b>10</b>	<b>15</b>	<b>7</b>	<b>5</b>	<b>200</b>
	<b>.408</b>	<b>.375</b>	<b>.750</b>									

**VIRGINIA (15-14, 6-9)**

Player	FG	3FG	FT	O-D	Reb	PF	Pts	A	TO	Blk	Stl	Min
Sherrill (F)	5-7	4-5	0-0	4-4	8	1	14	0	0	0	0	37
Sene (C)	2-4	0-0	3-4	2-3	5	5	7	0	3	4	0	30
Farrakhan (G)	5-12	1-3	4-5	1-3	4	0	15	3	2	0	1	34
Harris (G)	4-9	4-7	7-7	0-5	5	2	19	3	1	1	2	36
Zeglinski (G)	3-11	1-5	3-4	1-3	4	2	10	5	1	0	1	34
Evans	2-8	0-1	0-0	0-2	2	1	4	1	0	0	0	13
Harrell	0-0	0-0	0-0	0-0	0	0	0	0	2	0	0	4
Mitchell	0-2	0-0	0-0	0-1	1	2	0	0	0	2	1	12
				2-1	3							
<b>TOTALS</b>	<b>21-53</b>	<b>10-21</b>	<b>17-20</b>	<b>10-22</b>	<b>32</b>	<b>13</b>	<b>69</b>	<b>12</b>	<b>9</b>	<b>7</b>	<b>5</b>	<b>200</b>
	<b>.396</b>	<b>.476</b>	<b>.850</b>									

<b>NC STATE</b>	28	30	58
<b>VIRGINIA</b>	32	37	69

Officials: Ray Natili, Bernard Clinton, Tim Kelly  
 Technicals: none  
 Attendance: 8,930

**VIRGINIA**           **74**           March 5, 2011  
**MARYLAND**       **60**           Comcast Center • College Park, Md.

**VIRGINIA (16-14, 7-9)**

Player	FG	3FG	FT	O-D	Reb	PF	Pts	A	TO	Blk	Stl	Min
Sherrill (F)	1-7	0-3	0-0	2-7	9	2	2	2	0	0	0	34
Sene (C)	7-9	0-0	1-2	3-2	5	3	15	0	0	1	0	34
Farrakhan (G)	6-14	1-4	6-7	0-2	2	1	19	3	2	0	2	32
Harris (G)	2-8	1-2	2-2	2-2	4	3	7	2	2	0	1	33
Zeglinski (G)	7-11	6-7	5-7	1-4	5	3	25	3	1	0	2	31
Evans	1-3	0-0	0-0	0-0	0	0	2	1	0	0	0	14
Harrell	1-4	0-1	0-0	0-2	2	2	2	1	0	0	1	10
Mitchell	1-3	0-0	0-0	1-0	1	4	2	1	0	0	0	12
				2-2	4							
<b>TOTALS</b>	<b>26-59</b>	<b>8-17</b>	<b>14-18</b>	<b>11-21</b>	<b>32</b>	<b>18</b>	<b>74</b>	<b>13</b>	<b>6</b>	<b>1</b>	<b>6</b>	<b>200</b>
	<b>.441</b>	<b>.471</b>	<b>.778</b>									

**MARYLAND (18-13, 7-9)**

Player	FG	3FG	FT	O-D	Reb	PF	Pts	A	TO	Blk	Stl	Min
Williams (F)	6-8	0-0	5-6	0-6	6	1	17	0	2	6	0	36
Tucker (F)	1-4	1-3	2-4	0-3	3	3	5	1	1	2	1	22
Gregory (F)	6-10	0-0	3-4	2-1	3	0	15	0	0	1	0	36
Bowie (G)	1-4	0-3	3-4	1-3	4	3	5	2	1	0	1	26
Stoglin (G)	4-10	0-2	1-1	0-1	1	4	9	2	2	0	0	26
Weijs	1-1	0-0	0-0	0-1	1	0	2	0	0	1	0	3
Parker	0-1	0-0	0-0	2-0	2	0	0	2	2	0	0	10
Palsson	1-1	1-1	0-0	0-3	3	2	3	0	0	0	0	10
Mosley	0-3	0-0	0-0	1-2	3	1	0	0	1	0	0	13
Levent	0-0	0-0	0-0	0-0	0	0	0	0	0	0	0	0+
Howard	1-5	0-0	2-2	0-2	2	1	4	6	2	0	0	18
				1-0	1							
<b>TOTALS</b>	<b>21-47</b>	<b>2-9</b>	<b>16-21</b>	<b>7-22</b>	<b>29</b>	<b>15</b>	<b>60</b>	<b>13</b>	<b>11</b>	<b>10</b>	<b>2</b>	<b>200</b>
	<b>.447</b>	<b>.222</b>	<b>.762</b>									

<b>VIRGINIA</b>	37	37	74
<b>MARYLAND</b>	33	27	60

Officials: Roger Ayers, Bernard Clinton, Brian Dorsey  
 Technicals: Maryland coach Gary Williams  
 Attendance: 17,459

# 2010-11 VIRGINIA MEN'S BASKETBALL GAME NOTES

## VIRGINIA TEAM AND INDIVIDUAL HIGHS FOR THE 2010-11 SEASON

Team			Individual		
<b>Points:</b>	87	at Minnesota	<b>Points:</b>	31	Mustapha Farrakhan vs. Howard
<b>FG Att:</b>	62	vs. Iowa State (20-62)	<b>FG Att:</b>	16	Sammy Zeglinski (7-16) at Florida State
<b>FG Made:</b>	32	vs. Howard (32-48)	<b>FG Made:</b>	11	Mustapha Farrakhan (11-12) vs. Howard
<b>FG %:</b>	66.7	vs. Howard (32-48)	<b>FG %:</b> *	91.7	Mustapha Farrakhan (11-12) vs. Howard
<b>3-FG Att:</b>	30	at Florida State (11-30)	<b>3-FG Att:</b>	11	Sammy Zeglinski (5-11) at Florida State
<b>3-FG Made:</b>	16	vs. Howard (16-25)	<b>3-FG Made:</b>	8	Mustapha Farrakhan (8-9) vs. Howard
<b>3-FG %:</b>	76.9	at Minnesota (10-13)	<b>3-FG %:</b> **	100.0	KT Harrell (3-3) vs. Radford Mustapha Farrakhan (3-3) at Duke <sup>1</sup>
<b>FT Att:</b>	32	vs. Georgia Tech <sup>1</sup> (22-32)	<b>FT Att:</b>	15	Mike Scott (13-15) vs. Oklahoma
<b>FT Made:</b>	25	at Minnesota (25-30)	<b>FT Made:</b>	13	Mike Scott (13-15) vs. Oklahoma
<b>FT %:</b>	100.0	at Stanford (11-11)	<b>FT %:</b> *	100.0	Mike Scott (8-8) vs. Radford Mustapha Farrakhan (8-8) vs. Radford
<b>Rebounds:</b>	38	vs. Iowa State	<b>Rebounds:</b>	15	Mike Scott vs. Oklahoma Assane Sene vs. Maryland <sup>1</sup>
<b>Assists:</b>	20	vs. Howard	<b>Assists:</b>	10	Jontel Evans vs. Howard
<b>Turnovers:</b>	18	at Stanford	<b>Turnovers:</b>	6	on three occasions
<b>Blocks:</b>	7	vs. Radford, vs. NC State	<b>Blocks:</b>	5	Assane Sene at Boston College <sup>1</sup>
<b>Steals:</b>	11	at Florida State	<b>Steals:</b>	3	on 14 occasions
<b>Fouls:</b>	22	vs. North Carolina			

## OPPONENT TEAM AND INDIVIDUAL HIGHS FOR THE 2010-11 SEASON

Team			Individual		
<b>Points:</b>	106	by Washington	<b>Points:</b>	29	Nolan Smith (Duke <sup>1</sup> )
<b>FG Att:</b>	69	by Washington (40-69)	<b>FG Att:</b>	22	Malcolm Delaney (8-22, Virginia Tech <sup>2</sup> )
<b>FG Made:</b>	40	by Washington (40-69)	<b>FG Made:</b>	10	Malcolm Delaney (10-15, Virginia Tech <sup>1</sup> ) Nolan Smith (10-19, Duke <sup>1</sup> ) Reggie Jackson (10-16, Boston College <sup>2</sup> )
<b>FG %:</b>	58.0	by Washington (40-69)	<b>FG %:</b> *	100.0	Dwight Powell (5-5, Stanford)
<b>3-FG Att:</b>	26	by Washington (17-26)	<b>3-FG Att:</b>	15	Malcolm Delaney (6-15, Virginia Tech <sup>2</sup> )
<b>3-FG Made:</b>	17	by William and Mary (7-26) by Washington (17-26)	<b>3-FG Made:</b>	6	Adrian Thomas (6-12, Miami) Malcolm Delaney (6-15, Virginia Tech <sup>2</sup> )
<b>3-FG %:</b>	65.4	by Washington (17-26)	<b>3-FG %:</b> **	100.0	Tony Dukes (5-5, USC Upstate)
<b>FT Att:</b>	27	by North Carolina (19-27)	<b>FT Att:</b>	13	Iman Shumpert (8-13, Georgia Tech <sup>1</sup> )
<b>FT Made:</b>	20	by Boston College <sup>1</sup> (20-25)	<b>FT Made:</b>	10	C.J. Harris (10-10, Wake Forest)
<b>FT %:</b>	100.0	by Virginia Tech <sup>1</sup> (4-4)	<b>FT %:</b> *	100.0	C.J. Harris (10-10, Wake Forest)
<b>Rebounds:</b>	42	by Norfolk State by Duke <sup>1</sup>	<b>Rebounds:</b>	16	Mason Plumlee (Duke <sup>1</sup> )
<b>Assists:</b>	22	by Washington	<b>Assists:</b>	8	Diante Garrett (Iowa State)
<b>Turnovers:</b>	19	by Radford	<b>Turnovers:</b>	5	on seven occasions
<b>Blocks:</b>	10	at Maryland <sup>2</sup>	<b>Blocks:</b>	6	Jordan Williams (Maryland <sup>2</sup> )
<b>Steals:</b>	9	by Virginia Tech <sup>2</sup>	<b>Steals:</b>	6	Justin Holiday (Washington)
<b>Fouls:</b>	26	by Georgia Tech <sup>1</sup>			

## VIRGINIA AND OPPONENT TEAM LOWS FOR THE 2010-11 SEASON

Virginia			Opponent		
<b>Points:</b>	41	vs. Duke <sup>2</sup>	<b>Points:</b>	44	by Radford
<b>FG Att:</b>	40	vs. Georgia Tech <sup>1</sup> (20-40)	<b>FG Att:</b>	44	by USC Upstate (19-44), Radford (17-44)
<b>FG Made:</b>	13	vs. Radford (13-47)	<b>FG Made:</b>	17	by Radford (17-44), by Norfolk State (17-56)
<b>FG %:</b>	27.7	vs. Radford (13-47)	<b>FG %:</b>	30.4	by Norfolk State (17-56)
<b>3-FG Att:</b>	12	on three occasions	<b>3-FG Att:</b>	9	by Maryland <sup>2</sup> (2-9)
<b>3-FG Made:</b>	2	vs. Seattle (2-20)	<b>3-FG Made:</b>	2	by Norfolk State (2-16) by Maryland <sup>2</sup> (2-9)
<b>3-FG %:</b>	10.0	vs. Seattle (2-20)	<b>3-FG %:</b>	12.5	by Norfolk State (2-16)
<b>FT Att:</b>	7	vs. Iowa State (4-7)	<b>FT Att:</b>	4	by Virginia Tech <sup>1</sup> (4-4)
<b>FT Made:</b>	4	vs. Iowa State (4-7), vs. Howard (4-8)	<b>FT Made:</b>	4	by Virginia Tech <sup>1</sup> (4-4)
<b>FT %:</b>	40.9	at Miami (9-22)	<b>FT %:</b>	42.9	by Stanford (6-14)
<b>Rebounds:</b>	17	vs. Howard	<b>Rebounds:</b>	18	by USC Upstate
<b>Assists:</b>	6	vs. Seattle	<b>Assists:</b>	5	by Seattle, Clemson
<b>Turnovers:</b>	6	at Maryland <sup>2</sup>	<b>Turnovers:</b>	5	by Boston College <sup>1</sup>
<b>Blocks:</b>	0	on three occasions	<b>Blocks:</b>	0	by Georgia Tech <sup>1</sup>
<b>Steals:</b>	2	at Boston College <sup>1</sup>	<b>Steals:</b>	2	on four occasions
<b>Fouls:</b>	11	vs. Boston College <sup>2</sup>	<b>Fouls:</b>	11	by Howard, Boston College <sup>1</sup>

\* - min 5 attempts

\*\* - min 3 attempts

# 2010-11 VIRGINIA MEN'S BASKETBALL GAME NOTES

## THE CAVALIERS' RECORD IN 2010-11 WHEN UVa:

leads at halftime.....	14-4
trails at halftime.....	2-10
tied at halftime.....	0-0
goes into overtime.....	0-1
leads by 10 or more points.....	14-4
trails by 10 or more points.....	1-11
shoots 50% or better.....	5-1
shoots less than 50%.....	11-13
shoots less than 45%.....	7-12
shoots less than 40%.....	4-8
opponent shoots 50% or better.....	2-6
opponent shoots less than 50%.....	14-8
opponent shoots less than 45%.....	13-5
opponent shoots less than 40%.....	7-2
has higher FG% than opponent.....	12-5
has lower FG% than opponent.....	4-9
has same FG% as opponent.....	0-0
outrounds its opponent.....	9-3
is outrebounded by opponent.....	7-10
has same rebounds as opponent.....	0-1
has more offensive rebounds than opponent.....	9-9
has fewer offensive rebounds than opponent.....	7-5
has same offensive rebounds as opponent.....	0-0
has fewer turnovers than opponent.....	11-7
has more turnovers than opponent.....	2-6
has same turnovers as opponent.....	3-1
has fewer than 10 turnovers.....	5-4
opponent has fewer than 10 turnovers.....	1-4
shoots more FTs than opponent.....	11-4
shoots fewer FTs than opponent.....	4-7
shoots the same FTs as opponent.....	1-3
has game decided by 10 points or less.....	8-6
has game decided by 5 points or less.....	3-3
scores <60 points.....	4-8
scores 60-69 points.....	5-5
scores 70-79 points.....	5-1
scores 80-89 points.....	2-0
scores 90+ points.....	0-0
allows <60 points.....	12-2
allows 60-69 points.....	3-5
allows 70-79 points.....	1-5
allows 80-89 points.....	0-1
allows 90+ points.....	0-1
wins the tip.....	6-6
loses the tip.....	10-8

## VIRGINIA IN ITS 16 WINS:

UVa's FG percentage.....	45.3 (359-793)
UVa's FT percentage.....	72.9 (218-299)
UVa's 3FG percentage.....	45.3 (134-296)
UVa's offensive rebounds /game.....	8.6 (137)
UVa's rebounds/game.....	31.5 (504)
UVa's rebound margin/game.....	+0.6 (31.5-30.9)
UVa's assists/game.....	13.1 (209)
UVa's turnovers/game.....	10.4 (167)
UVa's points/game.....	66.9 (1070)
Opponent's FG percentage.....	40.7 (330-810)
Opponent's points/game.....	55.5 (888)
Opponent's turnovers/game.....	12.8 (205)
Opponent's FT attempts/game.....	13.2 (211)

## VIRGINIA IN ITS 14 LOSSES:

UVa's FG percentage.....	37.6 (285-758)
UVa's FT percentage.....	64.7 (130-201)
UVa's 3FG percentage.....	31.6 (86-272)
UVa's offensive rebounds /game.....	9.1 (127)
UVa's rebounds/game.....	30.7 (430)
UVa's rebound margin/game.....	-5.4 (30.7-36.1)
UVa's assists/game.....	9.7 (136)
UVa's turnovers/game.....	11.4 (160)
UVa's points/game.....	56.1 (786)
Opponent's FG percentage.....	47.4 (350-738)
Opponent's 3FG percentage.....	41.4 (110-266)
Opponent's points/game.....	69.9 (978)
Opponent's turnovers/game.....	11.5 (161)
Opponent's FT attempts/game.....	16.7 (234)

## ADDITIONAL TEAM INFORMATION ...

Largest halftime lead:  
 Largest halftime deficit:  
 Largest halftime deficit overcome in a victory:  
 Largest halftime lead surrendered in a loss:  
 Largest deficit overcome in a victory:  
 Largest lead surrendered in a loss:  
 Largest deficit at any time:  
 Largest lead at any time:

Most consecutive points scored:  
 Most consecutive points allowed:

16 vs. Clemson, Feb. 2 (29-13)  
 24 vs. Washington, Nov. 22 (31-55)  
 10 at Minnesota, Nov. 29 (29-39)  
 7 vs. North Carolina, Jan. 8 (37-30)  
 13 at Minnesota, Nov. 29 (trailed 29-42 @ 19:37, 2nd Half)  
 16 vs. Wichita State, Nov. 24 (led 20-4 @ 12:36, 1st Half)  
 48 vs. Washington, Nov. 22 (57-105 @ 2:00, 2nd Half)  
 24 vs. William & Mary, Nov. 12 (76-52 - final score)  
 24 vs. Howard, Jan. 4 (80-56 @ 6:39, 2nd Half)  
 22 vs. Radford, Dec. 7  
 14 vs. Iowa State, Dec. 30

# 2010-11 VIRGINIA MEN'S BASKETBALL GAME NOTES

## VIRGINIA'S LEADING PERFORMERS IN 2010-11 ...

<b>OPPONENT</b>	<b>SCORE</b>	<b>POINTS</b>	<b>REBOUNDS</b>	<b>ASSISTS</b>
William and Mary	76-52	Billy Baron (19)	Mike Scott (9)	Jontel Evans (7)
USC Upstate	74-54	Mike Scott (19)	Mike Scott (12)	KT Harrell, Billy Baron (3)
at Stanford	60-81	Mustapha Farrakhan (14)	Mike Scott (6)	Jontel Evans (5)
vs. Washington	63-106	Joe Harris (19)	KT Harrell (8)	Mustapha Farrakhan, Jontel Evans (3)
vs. Oklahoma	74-56	Mike Scott (27)	Mike Scott (15)	Jontel Evans (6)
vs. Wichita State	58-70	Mike Scott (16)	Mike Scott (10)	Jontel Evans (5)
at Minnesota	87-79	Joe Harris (24)	Mike Scott (12)	Jontel Evans (5)
at Virginia Tech	57-54	Mike Scott (21)	Mike Scott (13)	Mustapha Farrakhan (5)
Radford	54-44	Mustapha Farrakhan (14) Joe Harris (14)	Mike Scott (13)	Jontel Evans (2) Sammy Zeglinski (2)
Oregon	63-48	KT Harrell (20)	Akil Mitchell (7)	Sammy Zeglinski (4)
Norfolk State	50-49	Mustapha Farrakhan (18)	Assane Sene (12)	Evans, Farrakhan, Zeglinski (2)
Seattle	53-59	KT Harrell (16)	Mike Scott (8)	Akil Mitchell, Sammy Zeglinski (2)
Iowa State	47-60	KT Harrell (9)	Will Sherrill (9)	Joe Harris (4)
LSU	64-50	KT Harrell (15)	Assane Sene (6)	Jontel Evans (6)
Howard	84-63	Mustapha Farrakhan (31)	Assane Sene (5)	Jontel Evans (10)
North Carolina	56-62	KT Harrell (13)	Assane Sene (11)	Jontel Evans (4)
at Duke	60-76	Mustapha Farrakhan (15) Joe Harris (15)	Assane Sene (5)	Jontel Evans (3)
at Boston College	67-70	Mustapha Farrakhan (14)	Assane Sene (9)	Mustapha Farrakhan (4)
Georgia Tech	72-64	Mustapha Farrakhan (23)	Joe Harris (8)	Jontel Evans (5) Mustapha Farrakhan (5)
Maryland	42-66	Mustapha Farrakhan (8) Joe Harris (8)	Assane Sene (15)	Sammy Zeglinski (3)
at Wake Forest	71-76	Assane Sene (15)	Assane Sene (13)	Sammy Zeglinski (4)
Clemson	49-47	Mustapha Farrakhan (21)	Mustapha Farrakhan (6)	Four players (2)
at Miami	68-70 (ot)	Mustapha Farrakhan (20)	Assane Sene (8)	Jontel Evans (5)
at Florida State	56-63	Sammy Zeglinski (19)	Joe Harris (7)	Jontel Evans (5)
Duke	41-56	Mustapha Farrakhan (11)	Joe Harris (7)	Sammy Zeglinski (4)
Virginia Tech	61-54	Mustapha Farrakhan (16)	Harris, Sene, Mitchell (7)	Jontel Evans (5) Sammy Zeglinski (5)
at Georgia Tech	62-56	Mustapha Farrakhan (17)	Joe Harris (7) Assane Sene (7)	Jontel Evans (7)
Boston College	44-63	Mustapha Farrakhan (10) Assane Sene (10)	Joe Harris (10)	Jontel Evans (4)
NC State	69-58	Joe Harris (19)	Will Sherrill (8)	Sammy Zeglinski (5)
at Maryland	74-60	Sammy Zeglinski (25)	Will Sherrill (9)	Mustapha Farrakhan (3) Sammy Zeglinski (3)

## LED VIRGINIA IN...

### **SCORING**

	'11	'10	'09	'08	Career
Scott	4	9	2	-	15
Farrakhan	14	-	-	-	14
Harris	6				6
Harrell	5				5
Zeglinski	2	1	1	-	4
Sene	2	-	-		2
Baron	1				1

### **REBOUNDING**

	'11	'10	'09	'08	Career
Scott	9	20	13	8	50
Sene	11	3	5		19
Zeglinski	-	6	1	-	7
Harris	6				6
Sherrill	3	1	-	-	4
Mitchell	2				2
Farrakhan	1	-	-	-	1
Harrell	1				1
Evans	-	1			1

### **ASSISTS**

	'11	'10	'09	'08	Career
Zeglinski	11	11	13	-	35
Evans	19	7			26
Farrakhan	7	9	2	-	18
Scott	-	2	3	-	5
Sherrill	1	1	-	-	2
Baron	1				1
Harrell	1				1
Harris	1				1
Mitchell	1				1

**2010-11 Virginia Basketball**  
**Virginia Season Schedule/Results & Leaders (as of Mar 08, 2011)**  
**All games**

<b>RECORD:</b>	<b>OVERALL</b>	<b>HOME</b>	<b>AWAY</b>	<b>NEUTRAL</b>
ALL GAMES	16-14	11-6	4-6	1-2
CONFERENCE	7-9	4-4	3-5	0-0
NON-CONFERENCE	9-5	7-2	1-1	1-2

<b>Date</b>	<b>Opponent</b>	<b>Score</b>	<b>Att.</b>	<b>High Points</b>	<b>High Rebounds</b>
11/12/10	WILLIAM & MARY	W 76-52	10003	(19) Billy Baron	(9) Mike Scott
11/15/10	USC UPSTATE	W 74-54	7751	(19) Mike Scott	(12) Mike Scott
11/18/10	at Stanford	60-81 L	5314	(14) Mustapha Farrakhan	(6) Mike Scott
11/22/10	vs Washington	63-106 L	2400	(19) Joe Harris	(8) KT Harrell
11/23/10	vs Oklahoma	W 74-56	2400	(27) Mike Scott	(15) Mike Scott
11/24/10	vs Wichita State	58-70 L	2400	(16) Mike Scott	(10) Mike Scott
11/29/10	at Minnesota	W 87-79	12089	(24) Joe Harris	(12) Mike Scott
12/05/10	*at Virginia Tech	W 57-54	9847	(21) Mike Scott	(13) Mike Scott
12/07/10	RADFORD	W 54-44	8242	(14) Joe Harris	(13) Mike Scott
				(14) Mustapha Farrakhan	
12/17/10	OREGON	W 63-48	9708	(20) KT Harrell	(7) Akil Mitchell
12/20/10	NORFOLK STATE	W 50-49	7856	(18) Mustapha Farrakhan	(12) Assane Sene
12/22/10	SEATTLE	53-59 L	8679	(16) KT Harrell	(8) Mike Scott
12/30/10	IOWA STATE	47-60 L	10032	(9) KT Harrell	(9) Will Sherrill
01/02/11	LSU	W 64-50	10049	(15) KT Harrell	(6) Assane Sene
01/04/11	HOWARD	W 84-63	7687	(31) Mustapha Farrakhan	(5) Assane Sene
01/08/11	*NORTH CAROLINA	56-62 L	14231	(13) KT Harrell	(11) Assane Sene
01/15/11	*at Duke	60-76 L	9314	(15) Mustapha Farrakhan	(5) Assane Sene
				(15) Joe Harris	
01/19/11	*at Boston College	67-70 L	4628	(14) Mustapha Farrakhan	(9) Assane Sene
01/22/11	*GEORGIA TECH	W 72-64	11885	(23) Mustapha Farrakhan	(8) Joe Harris
01/27/11	*MARYLAND	42-66 L	10257	(8) Mustapha Farrakhan	(15) Assane Sene
				(8) Joe Harris	
01/29/11	*at Wake Forest	71-76 L	11783	(15) Assane Sene	(13) Assane Sene
02/02/11	*CLEMSON	W 49-47	8684	(21) Mustapha Farrakhan	(6) Mustapha Farrakhan
02/05/11	*at Miami	68-70 Lot	4766	(20) Mustapha Farrakhan	(8) Assane Sene
02/12/11	*at Florida State	56-63 L	10266	(19) Sammy Zeglinski	(7) Joe Harris
02/16/11	*DUKE	41-56 L	14149	(11) Mustapha Farrakhan	(7) Joe Harris
02/19/11	*VIRGINIA TECH	W 61-54	13769	(16) Mustapha Farrakhan	(7) Akil Mitchell
					(7) Assane Sene
					(7) Joe Harris
02/23/11	*at Georgia Tech	W 62-56	5537	(17) Mustapha Farrakhan	(7) Assane Sene
					(7) Joe Harris
02/26/11	*BOSTON COLLEGE	44-63 L	10747	(10) Assane Sene	(10) Joe Harris
				(10) Mustapha Farrakhan	
03/01/11	*NC STATE	W 69-58	8930	(19) Joe Harris	(8) Will Sherrill
03/05/11	*at Maryland	W 74-60	17459	(25) Sammy Zeglinski	(9) Will Sherrill

\* - Conference game

<b>Attendance Summary</b>	<b>Games</b>	<b>Attend</b>	<b>Avg/Game</b>
Home	17	172659	10156
Away	10	91003	9100
Neutral	3	7200	2400
Total	30	270862	9029



**2010-11 Virginia Basketball**  
**Virginia Points-Rebounds-Assists (as of Mar 08, 2011)**  
**All games**

Opponent	Date	Score		01	02	04	05	12	13	15
				EVANS,JONT	FARRAKHAN	REGAN,WILL	SENE,ASSAN	HARRIS,JOE	ZEGLINSKI,	BARON,BILL
WILLIAM & MARY	11/12/10	76-52	w	6-2-7	10-4-1	3-0-0	2-2-0	2-4-3	DNP	19-0-3
USC UPSTATE	11/15/10	74-54	w	10-4-1	11-1-2	DNP	2-0-0	8-2-1	DNP	14-3-3
at Stanford	11/18/10	60-81	L	11-3-5	14-1-2	2-1-0	0-2-0	12-1-0	DNP	2-1-2
vs Washington	11/22/10	63-106	L	3-1-3	4-1-3	1-3-0	1-0-0	19-7-0	DNP	3-2-0
vs Oklahoma	11/23/10	74-56	w	5-5-6	10-0-3	2-2-0	4-1-0	8-2-1	DNP	7-1-0
vs Wichita State	11/24/10	58-70	L	10-3-5	0-0-0	0-0-0	2-2-0	9-4-1	DNP	0-1-0
at Minnesota	11/29/10	87-79	w	3-1-5	23-5-4	0-0-0	7-6-0	24-5-1	DNP	0-1-1
at Virginia Tech	12/05/10	57-54	w	4-2-4	9-5-5	0-0-0	4-3-0	10-3-2	0-0-3	0-0-0
RADFORD	12/07/10	54-44	w	2-1-2	14-3-1	0-0-0	0-7-0	14-2-0	0-0-2	0-0-1
OREGON	12/17/10	63-48	w	7-1-1	17-3-1	0-0-0	0-4-0	5-6-0	12-4-4	0-0-0
NORFOLK STATE	12/20/10	50-49	w	3-4-2	18-5-2	2-2-0	2-12-0	3-0-1	6-2-2	3-0-0
SEATTLE	12/22/10	53-59	L	4-3-0	6-1-0	0-2-0	0-3-0	6-5-1	9-4-2	0-0-0
IOWA STATE	12/30/10	47-60	L	4-1-2	6-2-0	7-2-0	7-3-0	4-4-4	3-5-0	3-2-1
LSU	01/02/11	64-50	w	8-4-6	11-3-2	4-4-0	0-6-0	9-5-0	0-1-0	DNP
HOWARD	01/04/11	84-63	w	0-0-10	31-1-0	2-0-0	9-5-1	16-0-1	8-4-2	0-0-2
NORTH CAROLINA	01/08/11	56-62	L	11-3-4	11-2-2	0-1-0	3-11-0	10-3-0	3-0-1	DNP
at Duke	01/15/11	60-76	L	6-3-3	15-3-2	0-1-0	8-5-0	15-4-0	8-3-1	0-0-0
at Boston College	01/19/11	67-70	L	6-4-2	14-7-4	DNP	11-9-0	11-4-1	6-6-3	0-1-0
GEORGIA TECH	01/22/11	72-64	w	3-2-5	23-3-5	DNP	4-5-0	11-8-2	6-1-1	DNP
MARYLAND	01/27/11	42-66	L	6-1-1	8-3-2	2-0-0	5-15-0	8-4-1	3-2-3	0-0-0
at Wake Forest	01/29/11	71-76	L	10-4-3	13-3-1	DNP	15-13-0	14-3-2	11-3-4	DNP
CLEMSON	02/02/11	49-47	w	6-2-2	21-6-2	DNP	1-4-0	0-2-0	12-5-2	DNP
at Miami	02/05/11	68-70	L	9-5-5	20-3-1	DNP	6-8-0	18-3-2	11-5-4	DNP
at Florida State	02/12/11	56-63	L	2-5-5	7-3-0	0-0-0	2-4-0	17-7-2	19-2-2	DNP
DUKE	02/16/11	41-56	L	6-1-0	11-3-0	0-0-0	5-4-1	8-7-2	2-5-4	DNP
VIRGINIA TECH	02/19/11	61-54	w	7-1-5	16-1-1	0-0-0	7-7-1	15-7-1	10-2-5	DNP
at Georgia Tech	02/23/11	62-56	w	9-2-7	17-2-2	DNP	9-7-0	11-7-0	8-4-1	DNP
BOSTON COLLEGE	02/26/11	44-63	L	2-0-4	10-3-1	DNP	10-4-0	5-10-2	3-5-0	DNP
NC STATE	03/01/11	69-58	w	4-2-1	15-4-3	DNP	7-5-0	19-5-3	10-4-5	DNP
at Maryland	03/05/11	74-60	w	2-0-1	19-2-3	DNP	15-5-0	7-4-2	25-5-3	DNP

Opponent	Date	Score		22	23	24	25	32
				SHERRILL,W	SCOTT,MIKE	HARRELL,KT	MITCHELL,A	ROGERS,THO
WILLIAM & MARY	11/12/10	76-52	w	3-6-1	18-9-0	13-5-1	0-1-1	0-0-0
USC UPSTATE	11/15/10	74-54	w	2-1-1	19-12-2	5-2-3	3-4-0	DNP
at Stanford	11/18/10	60-81	L	8-5-0	8-6-2	3-0-0	0-4-0	DNP
vs Washington	11/22/10	63-106	L	3-2-0	11-4-0	14-8-2	4-5-1	0-0-0
vs Oklahoma	11/23/10	74-56	w	11-5-2	27-15-2	0-0-0	DNP	DNP
vs Wichita State	11/24/10	58-70	L	11-5-0	16-10-3	10-1-0	0-0-0	DNP
at Minnesota	11/29/10	87-79	w	6-0-3	17-12-3	7-2-2	DNP	DNP
at Virginia Tech	12/05/10	57-54	w	DNP	21-13-2	7-0-0	2-1-0	DNP
RADFORD	12/07/10	54-44	w	DNP	10-13-1	13-2-1	1-3-0	DNP
OREGON	12/17/10	63-48	w	DNP	DNP	20-4-1	2-7-0	0-0-0
NORFOLK STATE	12/20/10	50-49	w	DNP	DNP	9-3-0	4-6-1	DNP
SEATTLE	12/22/10	53-59	L	DNP	12-8-1	16-4-0	0-1-2	DNP
IOWA STATE	12/30/10	47-60	L	4-9-0	DNP	9-3-0	0-5-2	DNP
LSU	01/02/11	64-50	w	8-5-1	DNP	15-3-0	9-3-1	DNP
HOWARD	01/04/11	84-63	w	0-0-0	DNP	14-1-1	4-3-3	0-0-0
NORTH CAROLINA	01/08/11	56-62	L	2-1-0	DNP	13-5-1	3-4-0	DNP
at Duke	01/15/11	60-76	L	4-2-0	DNP	2-2-2	2-2-0	0-0-0
at Boston College	01/19/11	67-70	L	0-0-0	DNP	13-1-1	6-1-1	DNP
GEORGIA TECH	01/22/11	72-64	w	5-0-0	DNP	17-3-3	3-3-0	DNP
MARYLAND	01/27/11	42-66	L	2-1-0	DNP	5-0-0	3-0-1	0-0-0
at Wake Forest	01/29/11	71-76	L	0-2-1	DNP	8-1-0	0-1-0	DNP
CLEMSON	02/02/11	49-47	w	2-2-2	DNP	4-0-0	3-5-1	DNP
at Miami	02/05/11	68-70	L	3-0-0	DNP	1-1-2	0-0-3	DNP
at Florida State	02/12/11	56-63	L	DNP	DNP	5-3-2	4-2-1	DNP
DUKE	02/16/11	41-56	L	DNP	DNP	7-2-0	2-5-1	DNP
VIRGINIA TECH	02/19/11	61-54	w	DNP	DNP	2-3-0	4-7-0	DNP
at Georgia Tech	02/23/11	62-56	w	5-1-0	DNP	0-0-1	3-1-3	DNP
BOSTON COLLEGE	02/26/11	44-63	L	2-1-0	DNP	6-2-1	6-2-0	DNP
NC STATE	03/01/11	69-58	w	14-8-0	DNP	0-0-0	0-1-0	DNP
at Maryland	03/05/11	74-60	w	2-9-2	DNP	2-2-1	2-1-1	DNP

**2010-11 Virginia Basketball**  
**Virginia Team Game-by-Game Comparison (as of Mar 08, 2011)**  
**All games**

Opponent	1st	2nd	Score	Mar	Total FG	FG Pct	3-Pointers	3FG Pct	Free Throws	FT Pct	Rebounds	Assist	T/Over	Block	Steal	Fouls
WILLIAM & MARY	28/27	48/25	76-52	+24	28-56/18-48	.500/.375	12-23/7-26	.522/.269	8-11/9-16	.727/.563	37/27 +10	17/8	8/8	1/1	6/4	15/13
USC UPSTATE	31/28	43/26	74-54	+20	25-47/19-44	.532/.432	5-15/10-23	.333/.435	19-25/6-10	.760/.600	35/18 +17	13/13	12/13	1/2	6/7	14/19
Stanford	34/37	26/44	60-81	(21)	20-47/31-57	.426/.544	9-24/13-23	.375/.565	11-11/6-14	1000/.429	25/33 (8)	11/13	18/12	2/2	4/2	18/16
Washington	31/55	32/51	63-106	(43)	22-58/40-69	.379/.580	4-16/17-26	.250/.654	15-26/9-13	.577/.692	34/39 (5)	9/22	17/9	2/4	4/8	17/21
Oklahoma	40/25	34/31	74-56	+18	25-52/20-45	.481/.444	7-18/6-17	.389/.353	17-27/10-14	.630/.714	32/30 +2	14/9	9/17	1/5	8/3	16/18
Wichita State	31/35	27/35	58-70	(12)	22-51/22-52	.431/.423	6-13/8-16	.462/.500	8-13/18-22	.615/.818	29/36 (7)	9/15	10/10	2/3	4/6	20/16
Minnesota	29/39	58/40	87-79	+8	26-55/29-58	.473/.500	10-13/9-22	.769/.409	25-30/12-20	.833/.600	36/31 +5	19/15	11/11	1/7	5/7	18/22
Virginia Tech	36/24	21/30	57-54	+3	23-49/22-51	.469/.431	4-12/6-15	.333/.400	7-11/4-4	.636/1000	30/28 +2	16/8	10/11	6/7	5/4	12/16
RADFORD	32/19	22/25	54-44	+10	13-47/17-44	.277/.386	8-21/4-10	.381/.400	20-24/6-8	.833/.750	35/30 +5	8/6	13/19	7/1	8/5	15/20
OREGON	25/22	38/26	63-48	+15	22-44/19-55	.500/.345	5-12/3-19	.417/.158	14-19/7-9	.737/.778	30/32 (2)	7/8	11/13	6/2	6/5	16/17
NORFOLK STATE	22/20	28/29	50-49	+1	19-54/17-56	.352/.304	7-22/2-16	.318/.125	5-10/13-18	.500/.722	36/42 (6)	8/7	11/11	4/6	3/6	16/15
SEATTLE	23/30	30/29	53-59	(6)	16-53/24-48	.302/.500	2-20/5-14	.100/.357	19-23/6-13	.826/.462	32/36 (4)	6/5	9/14	5/1	6/6	15/20
IOWA STATE	15/24	32/36	47-60	(13)	20-62/23-50	.323/.460	3-24/8-21	.125/.381	4-7/6-13	.571/.462	38/37 +1	9/14	9/10	0/3	5/5	15/12
LSU	26/22	38/28	64-50	+14	21-52/18-51	.404/.353	6-19/3-13	.316/.231	16-21/11-17	.762/.647	36/32 +4	10/7	11/12	6/3	6/3	15/15
HOWARD	45/32	39/31	84-63	+21	32-48/24-45	.667/.533	16-25/8-17	.640/.471	4-8/7-12	.500/.583	17/23 (6)	20/8	10/18	0/1	10/5	12/11
NORTH CAROLINA	37/30	19/32	56-62	(6)	21-51/20-54	.412/.370	6-17/3-11	.353/.273	8-12/19-27	.667/.704	32/39 (7)	8/7	11/8	4/3	5/7	22/13
Duke	31/25	29/51	60-76	(16)	19-55/27-58	.345/.466	6-16/5-20	.375/.250	16-23/17-20	.696/.850	31/42 (11)	8/13	13/15	1/6	7/4	18/16
Boston College	28/34	39/36	67-70	(3)	25-57/22-54	.439/.407	9-23/6-21	.391/.286	8-12/20-25	.667/.800	34/34 -	12/12	7/5	5/3	2/3	21/11
GEORGIA TECH	43/29	29/35	72-64	+8	20-40/25-52	.500/.481	10-15/4-10	.667/.400	22-32/10-15	.688/.667	26/30 (4)	16/9	10/11	1/0	6/5	17/26
MARYLAND	21/26	21/40	42-66	(24)	16-48/27-50	.333/.540	4-17/7-15	.235/.467	6-13/5-8	.462/.625	29/28 +1	8/14	15/11	3/2	3/8	12/14
Wake Forest	34/32	37/44	71-76	(5)	28-56/24-50	.500/.480	8-20/9-19	.400/.474	7-14/19-21	.500/.905	31/27 +4	11/14	11/9	0/4	3/4	19/14
CLEMSON	29/13	20/34	49-47	+2	17-43/19-57	.395/.333	7-21/3-18	.333/.167	8-11/6-11	.727/.545	31/39 (8)	9/5	15/13	6/5	7/7	14/17
Miami	23/20	33/36	68-70	(2)	24-51/22-56	.471/.393	11-19/9-23	.579/.391	9-22/17-22	.409/.773	29/41 (12)	17/8	11/13	6/4	8/2	18/17
Florida State	23/34	33/29	56-63	(7)	19-60/21-47	.317/.447	11-30/6-18	.367/.333	7-8/15-19	.875/.789	29/40 (11)	12/10	10/16	2/6	11/6	18/14
DUKE	26/34	15/22	41-56	(15)	16-56/23-46	.286/.500	3-12/5-16	.250/.313	6-9/5-9	.667/.556	29/39 (10)	8/12	12/18	2/6	6/6	13/13
VIRGINIA TECH	28/23	33/31	61-54	+7	21-46/21-52	.457/.404	11-23/7-22	.478/.318	8-13/5-7	.615/.714	32/30 +2	13/7	14/12	3/4	4/9	13/16
Georgia Tech	26/28	36/28	62-56	+6	20-48/21-56	.417/.375	8-19/8-25	.421/.320	14-19/6-13	.737/.462	27/40 (13)	14/15	7/10	2/6	7/2	16/16
BOSTON COLLEGE	28/31	16/32	44-63	(19)	17-53/24-47	.321/.511	4-21/9-23	.190/.391	6-8/6-8	.750/.750	28/34 (6)	8/13	7/11	1/3	5/4	11/12
NC STATE	32/28	37/30	69-58	+11	21-53/20-49	.396/.408	10-21/6-16	.476/.375	17-20/12-16	.850/.750	32/34 (2)	12/10	9/15	7/7	5/5	13/16
Maryland	37/33	37/27	74-60	+14	26-59/21-47	.441/.447	8-17/2-9	.471/.222	14-18/16-21	.778/.762	32/29 +3	13/13	6/11	1/10	6/2	18/15

Note: Game totals are displayed in the format TEAM/OPPONENT for each category

**2010-11 Virginia Basketball**  
**Virginia Game-by-Game Highs (as of Mar 08, 2011)**  
**All games**

Opponent	Date	Score	Points	Rebounds	Assists	Steals	Blocked shots
WILLIAM & MARY	11/12/10	76-52	19-Billy Baron	9-Mike Scott	7-Jontel Evans	2-Mustapha Farrakhan	1-Mike Scott
USC UPSTATE	11/15/10	74-54	19-Mike Scott	12-Mike Scott	3-KT Harrell	2-Billy Baron	1-Mustapha Farrakhan
at Stanford	11/18/10	60-81	14-Mustapha Farrakhan	6-Mike Scott	5-Jontel Evans	2-Jontel Evans	1-Mike Scott Will Regan
vs Washington	11/22/10	63-106	19-Joe Harris	8-KT Harrell	3-Mustapha Farrakhan Jontel Evans	2-Billy Baron	1-Assane Sene Akil Mitchell
vs Oklahoma	11/23/10	74-56	27-Mike Scott	15-Mike Scott	6-Jontel Evans	3-Jontel Evans	1-Assane Sene
vs Wichita State	11/24/10	58-70	16-Mike Scott	10-Mike Scott	5-Jontel Evans	1-Jontel Evans Mustapha Farrakhan Will Sherrill Joe Harris	1-Mustapha Farrakhan Will Sherrill
at Minnesota	11/29/10	87-79	24-Joe Harris	12-Mike Scott	5-Jontel Evans	3-Will Sherrill	1-Assane Sene
at Virginia Tech	12/05/10	57-54	21-Mike Scott	13-Mike Scott	5-Mustapha Farrakhan	2-Mustapha Farrakhan	2-Assane Sene Mustapha Farrakhan
RADFORD	12/07/10	54-44	14-Mustapha Farrakhan Joe Harris	13-Mike Scott	2-Jontel Evans Sammy Zeglinski	3-Jontel Evans	3-Assane Sene
OREGON	12/17/10	63-48	20-KT Harrell	7-Akil Mitchell	4-Sammy Zeglinski	2-Sammy Zeglinski	2-Will Regan
NORFOLK STATE	12/20/10	50-49	18-Mustapha Farrakhan	12-Assane Sene	2-Sammy Zeglinski Jontel Evans Mustapha Farrakhan	2-Mustapha Farrakhan	3-Assane Sene
SEATTLE	12/22/10	53-59	16-KT Harrell	8-Mike Scott	2-Akil Mitchell Sammy Zeglinski	3-Sammy Zeglinski	2-Mike Scott
IOWA STATE	12/30/10	47-60	9-KT Harrell	9-Will Sherrill	4-Joe Harris	2-Jontel Evans	None
LSU	01/02/11	64-50	15-KT Harrell	6-Assane Sene	6-Jontel Evans	3-Jontel Evans	2-Will Regan Joe Harris
HOWARD	01/04/11	84-63	31-Mustapha Farrakhan	5-Assane Sene	10-Jontel Evans	3-Jontel Evans Akil Mitchell	None
NORTH CAROLINA	01/08/11	56-62	13-KT Harrell	11-Assane Sene	4-Jontel Evans	2-Jontel Evans	2-Assane Sene
at Duke	01/15/11	60-76	15-Joe Harris Mustapha Farrakhan	5-Assane Sene	3-Jontel Evans	2-Mustapha Farrakhan Jontel Evans	1-Assane Sene
at Boston College	01/19/11	67-70	14-Mustapha Farrakhan	9-Assane Sene	4-Mustapha Farrakhan	1-KT Harrell Sammy Zeglinski	5-Assane Sene
GEORGIA TECH	01/22/11	72-64	23-Mustapha Farrakhan	8-Joe Harris	5-Mustapha Farrakhan Jontel Evans	2-Jontel Evans Will Sherrill Sammy Zeglinski	1-Assane Sene
MARYLAND	01/27/11	42-66	8-Joe Harris Mustapha Farrakhan	15-Assane Sene	3-Sammy Zeglinski	2-Sammy Zeglinski	1-Assane Sene Will Sherrill Joe Harris
at Wake Forest	01/29/11	71-76	15-Assane Sene	13-Assane Sene	4-Sammy Zeglinski	1-Assane Sene Jontel Evans Akil Mitchell	None
CLEMSON	02/02/11	49-47	21-Mustapha Farrakhan	6-Mustapha Farrakhan	2-Mustapha Farrakhan Jontel Evans Sammy Zeglinski Will Sherrill	3-Sammy Zeglinski	4-Assane Sene
at Miami	02/05/11	68-70	20-Mustapha Farrakhan	8-Assane Sene	5-Jontel Evans	3-Joe Harris	3-Sammy Zeglinski
at Florida State	02/12/11	56-63	19-Sammy Zeglinski	7-Joe Harris	5-Jontel Evans	3-Jontel Evans Akil Mitchell	1-Joe Harris Assane Sene
DUKE	02/16/11	41-56	11-Mustapha Farrakhan	7-Joe Harris	4-Sammy Zeglinski	3-Akil Mitchell	1-Joe Harris Assane Sene
VIRGINIA TECH	02/19/11	61-54	16-Mustapha Farrakhan	7-Joe Harris Assane Sene	5-Jontel Evans Sammy Zeglinski	3-Joe Harris	1-Akil Mitchell Will Regan

**2010-11 Virginia Basketball**  
**Virginia Game-by-Game Highs (as of Mar 08, 2011)**  
**All games**

<b>Opponent</b>	<b>Date</b>	<b>Score</b>	<b>Points</b>	<b>Rebounds</b>	<b>Assists</b>	<b>Steals</b>	<b>Blocked shots</b>
at Georgia Tech	02/23/11	62-56	17-Mustapha Farrakhan	Akil Mitchell 7-Joe Harris	7-Jontel Evans	2-Assane Sene	Mustapha Farrakhan 2-Assane Sene
BOSTON COLLEGE	02/26/11	44-63	10-Mustapha Farrakhan Assane Sene	10-Joe Harris	4-Jontel Evans	3-Sammy Zeglinski	1-Akil Mitchell
NC STATE	03/01/11	69-58	19-Joe Harris	8-Will Sherrill	5-Sammy Zeglinski	2-Joe Harris	4-Assane Sene
at Maryland	03/05/11	74-60	25-Sammy Zeglinski	9-Will Sherrill	3-Mustapha Farrakhan Sammy Zeglinski	2-Sammy Zeglinski Mustapha Farrakhan	1-Assane Sene

**2010-11 Virginia Basketball**  
**Virginia Team Game-by-Game (as of Mar 08, 2011)**  
**All games**

TEAM STATISTICS

Opponent	Date	Score		Total		3-Pointers		Free throws		Rebounds				pf	a	t/o	blk	stl	pts	avg
				fg-fga	pct	3fg-fga	pct	ft-fa	pct	off	def	tot	avg							
WILLIAM & MARY	11/12/10	76-52	W	28-56	.500	12-23	.522	8-11	.727	9	28	37	37.0	15	17	8	1	6	76	76.0
USC UPSTATE	11/15/10	74-54	W	25-47	.532	5-15	.333	19-25	.760	11	24	35	36.0	14	13	12	1	6	74	75.0
at Stanford	11/18/10	60-81	L	20-47	.426	9-24	.375	11-11	1.000	5	20	25	32.3	18	11	18	2	4	60	70.0
vs Washington	11/22/10	63-106	L	22-58	.379	4-16	.250	15-26	.577	13	21	34	32.8	17	9	17	2	4	63	68.2
vs Oklahoma	11/23/10	74-56	W	25-52	.481	7-18	.389	17-27	.630	9	23	32	32.6	16	14	9	1	8	74	69.4
vs Wichita State	11/24/10	58-70	L	22-51	.431	6-13	.462	8-13	.615	9	20	29	32.0	20	9	10	2	4	58	67.5
at Minnesota	11/29/10	87-79	W	26-55	.473	10-13	.769	25-30	.833	11	25	36	32.6	18	19	11	1	5	87	70.3
at Virginia Tech	12/05/10	57-54	W	23-49	.469	4-12	.333	7-11	.636	10	20	30	32.2	12	16	10	6	5	57	68.6
RADFORD	12/07/10	54-44	W	13-47	.277	8-21	.381	20-24	.833	12	23	35	32.6	15	8	13	7	8	54	67.0
OREGON	12/17/10	63-48	W	22-44	.500	5-12	.417	14-19	.737	5	25	30	32.3	16	7	11	6	6	63	66.6
NORFOLK STATE	12/20/10	50-49	W	19-54	.352	7-22	.318	5-10	.500	10	26	36	32.6	16	8	11	4	3	50	65.1
SEATTLE	12/22/10	53-59	L	16-53	.302	2-20	.100	19-23	.826	12	20	32	32.6	15	6	9	5	6	53	64.1
IOWA STATE	12/30/10	47-60	L	20-62	.323	3-24	.125	4-7	.571	14	24	38	33.0	15	9	9	0	5	47	62.8
LSU	01/02/11	64-50	W	21-52	.404	6-19	.316	16-21	.762	13	23	36	33.2	15	10	11	6	6	64	62.9
HOWARD	01/04/11	84-63	W	32-48	.667	16-25	.640	4-8	.500	4	13	17	32.1	12	20	10	0	10	84	64.3
NORTH CAROLINA	01/08/11	56-62	L	21-51	.412	6-17	.353	8-12	.667	4	28	32	32.1	22	8	11	4	5	56	63.8
at Duke	01/15/11	60-76	L	19-55	.345	6-16	.375	16-23	.696	12	19	31	32.1	18	8	13	1	7	60	63.5
at Boston College	01/19/11	67-70	L	25-57	.439	9-23	.391	8-12	.667	12	22	34	32.2	21	12	7	5	2	67	63.7
GEORGIA TECH	01/22/11	72-64	W	20-40	.500	10-15	.667	22-32	.688	6	20	26	31.8	17	16	10	1	6	72	64.2
MARYLAND	01/27/11	42-66	L	16-48	.333	4-17	.235	6-13	.462	7	22	29	31.7	12	8	15	3	3	42	63.0
at Wake Forest	01/29/11	71-76	L	28-56	.500	8-20	.400	7-14	.500	9	22	31	31.7	19	11	11	0	3	71	63.4
CLEMSON	02/02/11	49-47	W	17-43	.395	7-21	.333	8-11	.727	7	24	31	31.6	14	9	15	6	7	49	62.8
at Miami	02/05/11	68-70	Lot	24-51	.471	11-19	.579	9-22	.409	1	28	29	31.5	18	17	11	6	8	68	63.0
at Florida State	02/12/11	56-63	L	19-60	.317	11-30	.367	7-8	.875	9	20	29	31.4	18	12	10	2	11	56	62.7
DUKE	02/16/11	41-56	L	16-56	.286	3-12	.250	6-9	.667	9	20	29	31.3	13	8	12	2	6	41	61.8
VIRGINIA TECH	02/19/11	61-54	W	21-46	.457	11-23	.478	8-13	.615	5	27	32	31.3	13	13	14	3	4	61	61.8
at Georgia Tech	02/23/11	62-56	W	20-48	.417	8-19	.421	14-19	.737	4	23	27	31.2	16	14	7	2	7	62	61.8
BOSTON COLLEGE	02/26/11	44-63	L	17-53	.321	4-21	.190	6-8	.750	11	17	28	31.1	11	8	7	1	5	44	61.2
NC STATE	03/01/11	69-58	W	21-53	.396	10-21	.476	17-20	.850	10	22	32	31.1	13	12	9	7	5	69	61.4
at Maryland	03/05/11	74-60	W	26-59	.441	8-17	.471	14-18	.778	11	21	32	31.1	18	13	6	1	6	74	61.9
Virginia		1856		644-1551	.415	220-568	.387	348-500	.696	264	670	934	31.1	477	345	327	88	171	1856	61.9
Opponents		1866		680-1548	.439	198-544	.364	308-445	.692	268	732	1000	33.3	481	320	366	117	150	1866	62.2

Games played: 30  
Points/game: 61.9  
FG Pct: 41.5  
3FG Pct: 38.7  
FT Pct: 69.6

Rebounds/game: 31.1  
Assists/game: 11.5  
Turnovers/game: 10.9  
Assist/turnover ratio: 1.1  
Steals/game: 5.7  
Blocks/game: 2.9



**2010-11 Virginia Basketball**  
**Virginia Overall Team Statistics (as of Mar 05, 2011)**  
**All games**

<b>TEAM STATISTICS</b>	<b>VA</b>	<b>OPP</b>
SCORING	1856	1866
Points per game	61.9	62.2
Scoring margin	-0.3	-
FIELD GOALS-ATT	644-1551	680-1548
Field goal pct	.415	.439
3 POINT FG-ATT	220-568	198-544
3-point FG pct	.387	.364
3-pt FG made per game	7.3	6.6
FREE THROWS-ATT	348-500	308-445
Free throw pct	.696	.692
F-Throws made per game	11.6	10.3
REBOUNDS	934	1000
Rebounds per game	31.1	33.3
Rebounding margin	-2.2	-
ASSISTS	345	320
Assists per game	11.5	10.7
TURNOVERS	327	366
Turnovers per game	10.9	12.2
Turnover margin	+1.3	-
Assist/turnover ratio	1.1	0.9
STEALS	171	150
Steals per game	5.7	5.0
BLOCKS	88	117
Blocks per game	2.9	3.9
WINNING STREAK	2	-
Home win streak	1	-
ATTENDANCE	172659	98203
Home games-Avg/Game	17-10156	10-9100
Neutral site-Avg/Game	-	3-2400

<b>Score by Periods</b>	<b>1st</b>	<b>2nd</b>	<b>OT</b>	<b>Totals</b>
Virginia	894	950	12	1856
Opponents	859	993	14	1866

**2010-11 Virginia Basketball**  
**Virginia Combined Team Statistics (as of Mar 08, 2011)**  
**Conference games**

<b>RECORD:</b>	<b>OVERALL</b>	<b>HOME</b>	<b>AWAY</b>	<b>NEUTRAL</b>
ALL GAMES	7-9	4-4	3-5	0-0
CONFERENCE	7-9	4-4	3-5	0-0
NON-CONFERENCE	0-0	0-0	0-0	0-0

#	Player	gp-gs	min	avg	Total		3-Point		F-Throw		Rebounds				pf	dq	a	to	blk	stl	pts	avg
					fg-fga	fg%	3fg-fga	3fg%	ft-fa	ft%	off	def	tot	avg								
23	Mike Scott	1-1	38	38.0	9-14	.643	1-1	1.000	2-3	.667	4	9	13	13.0	0	0	2	1	1	0	21	21.0
02	Mustapha Farrakhan	16-16	529	33.1	72-173	.416	24-68	.353	61-82	.744	6	47	53	3.3	29	1	34	41	4	9	229	14.3
12	Joe Harris	16-13	512	32.0	55-140	.393	39-93	.419	30-39	.769	18	63	81	5.1	35	2	22	25	6	13	179	11.2
13	Sammy Zeglinski	16-9	444	27.8	45-123	.366	34-78	.436	13-19	.684	8	44	52	3.3	33	1	42	18	3	22	137	8.6
05	Assane Sene	16-16	437	27.3	45-75	.600	0-0	.000	22-46	.478	38	71	109	6.8	51	1	2	25	27	7	112	7.0
01	Jontel Evans	16-14	432	27.0	39-108	.361	4-9	.444	11-18	.611	6	31	37	2.3	39	0	52	25	0	18	93	5.8
24	KT Harrell	16-6	328	20.5	35-99	.354	11-25	.440	11-19	.579	4	21	25	1.6	18	0	14	12	2	6	92	5.8
22	Will Sherrill	12-5	203	16.9	17-43	.395	6-20	.300	1-1	1.000	9	18	27	2.3	16	0	5	5	2	3	41	3.4
25	Akil Mitchell	16-0	254	15.9	15-43	.349	1-5	.200	12-18	.667	11	25	36	2.3	30	1	12	9	4	11	43	2.7
04	Will Regan	7-0	28	4.0	1-4	.250	0-1	.000	0-0	.000	1	1	2	0.3	2	0	0	2	1	1	2	0.3
32	Thomas Rogers	2-0	2	1.0	0-0	.000	0-0	.000	0-0	.000	0	0	0	0.0	0	0	0	0	0	0	0	0.0
15	Billy Baron	4-0	18	4.5	0-3	.000	0-3	.000	0-0	.000	0	1	1	0.3	2	0	0	2	0	0	0	0.0
Team											22	24	46				3					
Total.....		16	3225		333-825	.404	120-303	.396	163-245	.665	127	355	482	30.1	255	6	185	168	50	90	949	59.3
Opponents.....		16	3225		359-826	.435	95-281	.338	182-246	.740	142	412	554	34.6	246	-	170	189	76	78	995	62.2

<b>TEAM STATISTICS</b>	<b>VA</b>	<b>OPP</b>	<b>Date</b>	<b>Opponent</b>	<b>Score</b>	<b>Att.</b>
SCORING	949	995	* 12/05/10	at Virginia Tech	w 57-54	9847
Points per game	59.3	62.2	* 01/08/11	NORTH CAROLINA	L 56-62	14231
Scoring margin	-2.9	-	* 01/15/11	at Duke	L 60-76	9314
FIELD GOALS-ATT	333-825	359-826	* 01/19/11	at Boston College	L 67-70	4628
Field goal pct	.404	.435	* 01/22/11	GEORGIA TECH	w 72-64	11885
3 POINT FG-ATT	120-303	95-281	* 01/27/11	MARYLAND	L 42-66	10257
3-point FG pct	.396	.338	* 01/29/11	at Wake Forest	L 71-76	11783
3-pt FG made per game	7.5	5.9	* 02/02/11	CLEMSON	w 49-47	8684
FREE THROWS-ATT	163-245	182-246	* 02/05/11	at Miami	Lot 68-70	4766
Free throw pct	.665	.740	* 02/12/11	at Florida State	L 56-63	10266
F-Throws made per game	10.2	11.4	* 02/16/11	DUKE	L 41-56	14149
REBOUNDS	482	554	* 02/19/11	VIRGINIA TECH	w 61-54	13769
Rebounds per game	30.1	34.6	* 02/23/11	at Georgia Tech	w 62-56	5537
Rebounding margin	-4.5	-	* 02/26/11	BOSTON COLLEGE	L 44-63	10747
ASSISTS	185	170	* 03/01/11	NC STATE	w 69-58	8930
Assists per game	11.6	10.6	* 03/05/11	at Maryland	w 74-60	17459
TURNOVERS	168	189				
Turnovers per game	10.5	11.8				
Turnover margin	+1.3	-				
Assist/turnover ratio	1.1	0.9				
STEALS	90	78				
Steals per game	5.6	4.9				
BLOCKS	50	76				
Blocks per game	3.1	4.8				
ATTENDANCE	92652	73600				
Home games-Avg/Game	8-11582	8-9200				
Neutral site-Avg/Game	-	0-0				

<b>Score by Periods</b>	<b>1st</b>	<b>2nd</b>	<b>OT</b>	<b>Totals</b>
Virginia	482	455	12	949
Opponents	444	537	14	995

\* - Conference game

**2010-11 Virginia Basketball**  
**Virginia Combined Team Statistics (as of Mar 08, 2011)**  
**All games**

<b>RECORD:</b>	<b>OVERALL</b>	<b>HOME</b>	<b>AWAY</b>	<b>NEUTRAL</b>
ALL GAMES	16-14	11-6	4-6	1-2
CONFERENCE	7-9	4-4	3-5	0-0
NON-CONFERENCE	9-5	7-2	1-1	1-2

#	Player	gp-gs	min	avg	Total		3-Point		F-Throw		Rebounds				pf	dq	a	to	blk	stl	pts	avg
					fg-fga	fg%	3fg-fga	3fg%	ft-fa	ft%	off	def	tot	avg								
23	Mike Scott	10-9	337	33.7	53-110	.482	1-1	1.000	52-59	.881	38	64	102	10.2	16	0	16	24	7	3	159	15.9
02	Mustapha Farrakhan	30-26	920	30.7	127-301	.422	49-133	.368	101-130	.777	10	73	83	2.8	47	1	55	66	9	19	404	13.5
12	Joe Harris	30-24	873	29.1	105-250	.420	64-154	.416	44-58	.759	33	95	128	4.3	66	2	36	48	11	23	318	10.6
24	KT Harrell	30-15	668	22.3	87-207	.420	24-57	.421	42-66	.636	20	43	63	2.1	47	0	25	26	2	8	240	8.0
13	Sammy Zeglinski	23-10	581	25.3	58-166	.349	43-111	.387	16-25	.640	10	62	72	3.1	40	1	54	25	3	31	175	7.6
01	Jontel Evans	30-27	821	27.4	67-174	.385	5-14	.357	30-50	.600	13	57	70	2.3	69	0	107	56	2	40	169	5.6
05	Assane Sene	30-26	671	22.4	56-105	.533	0-0	.000	36-66	.545	58	104	162	5.4	87	1	3	35	38	10	148	4.9
22	Will Sherrill	22-12	409	18.6	38-86	.442	20-47	.426	1-1	1.000	18	47	65	3.0	35	0	13	12	4	11	97	4.4
15	Billy Baron	17-0	189	11.1	15-48	.313	12-38	.316	9-13	.692	0	12	12	0.7	11	0	13	8	0	6	51	3.0
25	Akil Mitchell	28-1	416	14.9	27-76	.355	1-7	.143	15-27	.556	21	57	78	2.8	50	1	23	16	6	18	70	2.5
04	Will Regan	20-0	132	6.6	11-26	.423	1-4	.250	2-5	.400	8	10	18	0.9	9	0	0	6	6	2	25	1.3
32	Thomas Rogers	6-0	8	1.3	0-2	.000	0-2	.000	0-0	.000	0	0	0	0.0	0	0	0	0	0	0	0	0.0
Team											35	46	81				5					
Total.....		30	6025		644-1551	.415	220-568	.387	348-500	.696	264	670	934	31.1	477	6	345	327	88	171	1856	61.9
Opponents.....		30	6025		680-1548	.439	198-544	.364	308-445	.692	268	732	1000	33.3	481	-	320	366	117	150	1866	62.2

<b>TEAM STATISTICS</b>	<b>VA</b>	<b>OPP</b>	<b>Date</b>	<b>Opponent</b>	<b>Score</b>	<b>Att.</b>
SCORING	1856	1866	11/12/10	WILLIAM & MARY	w 76-52	10003
Points per game	61.9	62.2	11/15/10	USC UPSTATE	w 74-54	7751
Scoring margin	-0.3	-	11/18/10	at Stanford	L 60-81	5314
FIELD GOALS-ATT	644-1551	680-1548	11/22/10	vs Washington	L 63-106	2400
Field goal pct	.415	.439	11/23/10	vs Oklahoma	w 74-56	2400
3 POINT FG-ATT	220-568	198-544	11/24/10	vs Wichita State	L 58-70	2400
3-point FG pct	.387	.364	11/29/10	at Minnesota	w 87-79	12089
3-pt FG made per game	7.3	6.6	* 12/05/10	at Virginia Tech	w 57-54	9847
FREE THROWS-ATT	348-500	308-445	12/07/10	RADFORD	w 54-44	8242
Free throw pct	.696	.692	12/17/10	OREGON	w 63-48	9708
F-Throws made per game	11.6	10.3	12/20/10	NORFOLK STATE	w 50-49	7856
REBOUNDS	934	1000	12/22/10	SEATTLE	L 53-59	8679
Rebounds per game	31.1	33.3	12/30/10	IOWA STATE	L 47-60	10032
Rebounding margin	-2.2	-	01/02/11	LSU	w 64-50	10049
ASSISTS	345	320	01/04/11	HOWARD	w 84-63	7687
Assists per game	11.5	10.7	* 01/08/11	NORTH CAROLINA	L 56-62	14231
TURNOVERS	327	366	* 01/15/11	at Duke	L 60-76	9314
Turnovers per game	10.9	12.2	* 01/19/11	at Boston College	L 67-70	4628
Turnover margin	+1.3	-	* 01/22/11	GEORGIA TECH	w 72-64	11885
Assist/turnover ratio	1.1	0.9	* 01/27/11	MARYLAND	L 42-66	10257
STEALS	171	150	* 01/29/11	at Wake Forest	L 71-76	11783
Steals per game	5.7	5.0	* 02/02/11	CLEMSON	w 49-47	8684
BLOCKS	88	117	* 02/05/11	at Miami	Lot 68-70	4766
Blocks per game	2.9	3.9	* 02/12/11	at Florida State	L 56-63	10266
ATTENDANCE	172659	98203	* 02/16/11	DUKE	L 41-56	14149
Home games-Avg/Game	17-10156	10-9100	* 02/19/11	VIRGINIA TECH	w 61-54	13769
Neutral site-Avg/Game	-	3-2400	* 02/23/11	at Georgia Tech	w 62-56	5537
Score by Periods	1st	2nd	OT	Totals		
Virginia	894	950	12	1856		
Opponents	859	993	14	1866		

\* - Conference game