

VIRGINIA

2009-10 Men's Basketball Game Notes



Virginia Cavaliers

12-4 (3-0 ACC)

at



Wake Forest Demon Deacons

13-4 (3-2 ACC)

Game #17
January 23
Joel Coliseum
Winston-Salem, N.C.

- **Television:** Raycom
(Bob Rathbun, Mike Gminski)
- **Radio:** Virginia Sports Network
(Dave Koehn and Cory Alexander)

2009-10 SCHEDULE/RESULTS

11/13	LONGWOOD		W 85-72
11/16	at USF	BHSN	L 49-66
11/19	RIDER (Cancun Challenge)		W 79-46
11/21	ORAL ROBERTS (Cancun Challenge)		W 76-55
11/24	vs. Stanford #	CBS CS	L 52-57
11/25	vs. Cleveland State #	CBS CS	W 76-65
11/30	PENN STATE ^	ESPN2	L 66-69
12/7	at Auburn	CSN+/CSS	L 67-68
12/19	UNC WILMINGTON	CSN	ppd.
12/21	NJIT		W 68-37
12/23	HAMPTON		W 80-54
12/30	#24 UAB		W 72-63
1/5	TEXAS-PAN AMERICAN		W 72-53
1/9	at NC State *	Raycom	W 70-62
1/13	#20 GEORGIA TECH *		W 82-75
1/16	#23 MIAMI *	ESPNU	W 75-57
1/18	UNC WILMINGTON		W 69-67
1/23	at Wake Forest *	Raycom	4:00 pm
1/28	VIRGINIA TECH *	CSN	7:00 pm
1/31	at North Carolina *	FSN	7:45 pm
2/3	NC STATE *	ESPNU	7:00 pm
2/6	WAKE FOREST *	Raycom	12:00 pm
2/10	at Maryland *	ESPNU	7:00 pm
2/13	at Virginia Tech *	Raycom (Split)	8:00 pm
2/17	FLORIDA STATE *	ESPNU	7:00 pm
2/20	at Clemson *	RSN	4:00 pm
2/23	at Miami *	RSN	7:00 pm
2/28	DUKE *	FSN	7:45 pm
3/3	at Boston College *	ESPNU	9:00 pm
3/6	MARYLAND *	Raycom	1:30 pm
3-11-14	at ACC Tournament (Greensboro, N.C.)		

All Times are ET and subject to change

Cancun Challenge (Moon Palace Resort, Cancun, Mexico)

^ Big Ten/ACC Challenge

* ACC Game

BHSN Bright House Sports Network (also on ESPN360 and Full Court)

CBS CS CBS College Sports

CSN Comcast SportsNet

CSN+ Comcast SportsNet Plus

CSS Comcast/Charter Sports Southeast

FSN Fox Sports Net (ACC Sunday Night Hoops)

RSN Regional Sports Networks

TODAY'S GAME:

- Virginia visits Wake Forest looking to remain unbeaten in the ACC
- The Cavaliers enter the game on an eight-game winning streak, their longest since the 2003-04 season, and are looking for their first nine-game win streak since the start of the 2001-02 season
- Virginia is looking for its first win in Winston-Salem since Jan. 30, 2000

SERIES HISTORY:

- Wake leads series 66-59 (Wake leads 38-13 in Winston-Salem, 15-3 at Joel)
- In the only meeting last season, Wake won 70-60 at JPJA (2/28/09)
- The Demon Deacons have won the last three meetings overall
- Wake has won the last seven meetings in Winston-Salem

WINNING STREAK:

- The Cavaliers enter today's game on an eight-game winning streak
- It is UVa's longest win streak since an eight-game streak to start the 2003-04 season
- The last time Virginia won nine straight was at the start of the 2001-02 season

LAST TIME OUT:

- Virginia defeated UNC Wilmington 69-67 on Monday at JPJA
- Sylvan Landesberg led UVa with 19 points and made the game-winning shot with 2.2 seconds remaining

'HOOS IN FIRST:

- UVa is the only team undefeated in ACC play, leading the conference at 3-0
- The 3-0 start is Virginia's best start in the ACC since starting the 1994-95 campaign with a 4-0 conference record

POSSIBLE STARTING LINEUP

G	1	Jontel Evans	Fr.	2.8 ppg	1.5 rbg	2.0 apg
• Made first career start vs. Miami and had four points, seven rebounds and four assists						
G	13	Sammy Zeglinski	So.	10.6 ppg	3.9 rbg	2.8 apg
• 48.7% (38-78) from 3-point range this season						
G	15	Sylvan Landesberg	So.	17.5 ppg	5.2 rbg	2.6 apg
• Only ACC player to score in double figures every game this season						
F	32	Mike Scott	Jr.	13.2 ppg	7.6 rbg	1.5 apg
• Has 13 career double-doubles						
F	55	Jerome Meyinsse	Sr.	4.6 ppg	3.8 rbg	0.6 blk
• Averaging 8.5 ppg over the last four games, including a career-high 14 pts vs. UNCW						

Virginia Athletics Media Relations • 154 John Paul Jones Arena, PO Box 400853, Charlottesville, VA 22904 • Office: (434) 982-5500 • Fax: (434) 982-5525

Rich Murray (Primary Men's Basketball Contact)
Steve Kirkland (Secondary Men's Basketball Contact)

Office: (434) 982-5530
Office: (434) 982-5535

Cell: (434) 981-4942
Cell: (434) 825-5241

Email: rmurray@virginia.edu
Email: skirkland@virginia.edu

ASSOCIATED PRESS POLL (1/18)

1.	Texas	17-0
2.	Kentucky	18-0
3.	Kansas	16-1
4.	Villanova	16-1
5.	Syracuse	17-1
6.	Michigan State	15-3
7.	Duke	15-2
8.	Tennessee	14-2
9.	Pittsburgh	15-2
10.	Kansas State	15-2
11.	West Virginia	13-3
12.	Georgetown	13-3
13.	Purdue	14-3
14.	BYU	18-1
15.	Gonzaga	14-3
16.	Temple	15-3
17.	Clemson	15-3
18.	Wisconsin	14-4
19.	Georgia Tech	13-4
20.	Northern Iowa	16-1
21.	Ohio State	13-5
22.	Mississippi	13-4
23.	Mississippi State	15-3
24.	North Carolina	12-6
25.	Baylor	14-2

Receiving Votes: Vanderbilt, Connecticut, New Mexico, **UAB**, **VIRGINIA**, Florida State, Butler, Texas A&M, Cornell, William & Mary, Wake Forest, Rhode Island, Marquette, Missouri, Louisiana Tech, Northwestern, Old Dominion, Arizona State, Marshall, Xavier, Harvard, Siena.

ESPN/USA TODAY COACHES POLL (1/18)

1.	Texas	17-0
2.	Kentucky	18-0
3.	Kansas	16-1
4.	Villanova	16-1
5.	Syracuse	17-1
6.	Duke	15-2
7.	Michigan State	15-3
8.	Tennessee	14-2
9.	Kansas State	15-2
10.	Gonzaga	14-3
11.	Pittsburgh	15-2
12.	West Virginia	13-3
13.	BYU	18-1
14.	Georgetown	13-3
15.	Purdue	14-3
16.	Clemson	15-3
17.	Temple	15-3
18.	Georgia Tech	13-4
19.	Wisconsin	14-4
20.	Butler	14-4
21.	Connecticut	11-6
22.	Northern Iowa	16-1
23.	North Carolina	12-6
24.	Mississippi	13-4
25.	Ohio State	13-5

Receiving Votes: Baylor, Mississippi State, Vanderbilt, New Mexico, Cornell, Florida State, Saint Mary's, Arizona State, **UAB**, UNLV, William & Mary, **VIRGINIA**, Rhode Island, Michigan, Missouri, Dayton, Oklahoma State, Notre Dame, San Diego State, Texas A&M, Old Dominion, California, Xavier.

2009-10 opponents in bold

VOTES FOR VIRGINIA:

- UVa is receiving votes in the AP poll this week, the first time since Dec. 31, 2007
- UVa is receiving votes in the ESPN/USA Today Coaches poll this week, the first time since Dec. 17, 2007

PARTY LIKE IT'S 1995:

- This season's team has accomplished several feats that haven't been done at Virginia since the 1994-95 season
- Virginia's first 3-0 start in the ACC since 1994-95
- UVa is the last unbeaten team in ACC play for the first time since 1994-95
- The last time UVa had three ranked wins 15 games into a season was in 1994-95
- That 1994-95 team included UVa assistant coach Jason Williford, UVa strength and conditioning coach Mike Curtis and UVa radio analyst Cory Alexander

THESE CAVS CAN SCORE:

- To this point in the 2009-10 season, UVa has improved its offense in numerous statistical categories compared to the team's final 2008-09 statistics

A BETTER OFFENSE:			
Category	08-09	09-10	Diff
Points/Game	70.0	71.1	+1.1
Field Goal%	41.7	46.1	+4.4
3-Point%	31.6	41.5	+9.9
Free Throw%	74.0	76.3	+2.3
Assists/Game	12.4	14.3	+1.9

- Virginia has improved its points per game, FG percentage, 3FG percentage, FT percentage, and assists/game from last season
- In conference games this season, Virginia ranks third in the ACC at 75.7 points per game in conference play

TAKING CARE OF THE BALL:

- Virginia currently ranks third nationally in fewest turnovers a game at 10.2 turnovers per game
- Last season, the Cavaliers averaged 14.8 tpg, ranking 242nd nationally
- Virginia has had 10 or fewer turnovers in 10 games this season
- UVa ranks 12th nationally in assist-to-turnover ratio at 1.40
- Last season, UVa ranked 245th nationally with a 0.84 A/TO ratio

BIG WINS, CLOSE LOSSES:

- Eight of Virginia's 12 wins this season have been by double digits
(The Cavaliers had just five double-digit wins all of last season)
- Three of Virginia's four losses this season have been by five points or less

THEY CALL THEM FREE THROWS FOR A REASON:

- Virginia ranks second in the ACC and eighth nationally in free throw percentage at 76.3 percent (222-291)
- UVa is shooting 85.5 percent from the line (53-62) in its three ACC games
- From the 12:57 mark of the second half at NC State (1/9) to the 5:56 mark of the first half vs. Georgia Tech (1/13), the Cavaliers made 22 consecutive free throws as a team

THE NEXT SEVEN DAYS

Sun. Jan. 24	Mon. Jan. 25	Tue. Jan. 26	Wed. Jan. 27	Thur. Jan. 28	Fri. Jan. 29	Sat. Jan. 30
	ACC Teleconference Tony Bennett - noon Radio Show Virginia Sports Network - 7:06 pm			GAMEDAY Virginia Tech 7:00 pm		

This is a tentative schedule of media opportunities. The schedule is subject to change.

2009-10 VIRGINIA CAVALIERS

No.	Player	Pos.	Yr.	Ht.	Hometown	PPG	RBG	Other	Minutes
0	Doug Browman (<i>Brow-man</i>) • Joined the program as a walk-on	G	Fr.	5-11	Midlothian, Va.	0.0	0.3	--	2.0
1	Jontel Evans • Made first career start vs. Miami and had four points, seven rebounds and four assists	G	Fr.	5-11	Hampton, Va.	2.8	1.5	2.0 apg	14.3
2	Mustapha Farrakhan (<i>Moo-sta-fa Fair-uh-con</i>) • Tied a career high with 17 points vs. Longwood	G	Jr.	6-4	Harvey, Ill.	7.1	1.8	2.0 apg	20.9
4	Calvin Baker • Has 34 assists this season to just 10 turnovers	G	Sr.	6-2	Newport News, Va.	3.8	1.4	2.3 apg	16.5
5	Assane Sene (<i>Uh-Sahn Sen</i>) • Career-high five blocks vs. Hampton	C	So.	7-0	Saint-Louis, Senegal	2.6	4.5	1.3 blk	14.5
10	Tom Jonke (<i>Yonk-ee</i>) • Joined the program as a walk-on	G	Sr.	6-0	Commack, N.Y.	0.0	0.7	--	3.0
11	Thomas Kody • Joined the program as a walk-on	G	Fr.	6-3	McLean, Va.	0.0	0.3	0.3 apg	2.3
13	Sammy Zeglinski (<i>Zuh-glin-ski</i>) • 48.7% (38-78) from 3-point range this season	G	So.	6-0	Philadelphia, Pa.	10.6	3.9	2.8 apg	28.8
15	Syven Landesberg (<i>Sill-ven Lan-des-berg</i>) • Only player in the ACC to score in double figures every game this season	G	So.	6-6	Flushing, N.Y.	17.5	5.2	2.6 apg	31.5
22	Will Sherrill • Career-high 18 points vs. Cleveland State in Cancun	F	Jr.	6-9	New York, N.Y.	3.7	3.3	0.7 apg	16.9
23	Jeff Jones • Shooting 85.7 percent (6-7) from 3-point range in ACC play	G	Jr.	6-4	Chester, Pa.	7.1	1.2	0.3 apg	17.1
24	Tristan Spurlock • 2008-09 Virginia Mr. Basketball by the Roanoke Times	G/F	Fr.	6-8	Woodbridge, Va.	2.1	0.9	0.1 apg	4.6
32	Mike Scott • 13 career double-doubles	F	Jr.	6-8	Chesapeake, Va.	13.2	7.6	1.5 apg	28.7
45	Solomon Tat • Four points and four rebounds vs. Rider	G/F	Sr.	6-5	Jos Plateau, Nigeria	1.4	1.0	--	2.4
55	Jerome Meyinsse (<i>Me-yin-see</i>) • Averaging 8.5 ppg over the last four games, including a career-high 14 pts vs. UNCW	F/C	Sr.	6-9	Baton Rouge, La.	4.6	3.8	0.6 blk	18.1

BIOS NOT IN THE MEDIA GUIDE

#0 DOUG BROWMAN

5-11 • 182 • G • Fr.
Midlothian, Va. • Montrose Christian School

WORTH NOTING

- Lettered three times in basketball at Montrose Christian School and one year at James River High School
- Joined the Virginia program as a walk-on after going through a tryout during the 2009-10 preseason practice period

HIGH SCHOOL

- Played one year of basketball and was a starting guard for head coach Joe Amado at James River High School before attending Montrose Christian School
- Lettered three times in basketball for head coach Stu Vetter at Montrose Christian School
- Earned Scholar-Athlete honors
- Inducted into the National Society of High School Scholars in 2008
- Vice-president of the student body as a senior at Montrose Christian School during the 2008-09 academic year

PERSONAL

- Douglas Reid Browman, Jr.
- Born April 9, 1991, in Richmond, Va.
- Parents are Barbara and Doug Browman
- Has an older sister, Andrea
- Enjoys golf

#10 TOM JONKE

6-0 • 170 • G • Sr.
Commack, N.Y. • Commack

WORTH NOTING

- Honored as the Male Athlete of the Year at Commack High School as a senior in 2005-06
- Earned two letters each in volleyball, basketball and track and field at Commack High School
- Joined the Virginia program as a walk-on after going through a tryout during the 2009-10 preseason practice period

AT VIRGINIA

- Served as a men's basketball team manager the last three years

HIGH SCHOOL

- Lettered twice in basketball for head coach Mike Schmitz at Commack H.S.
- Earned Academic All-Suffolk County honors twice
- Also lettered twice in volleyball as an outside hitter and twice in track and field as a competitor in the pentathlon
- Two-time All-Division selection in volleyball and the team captain as a senior
- Earned All-League honors in track and field as a junior and All-Division honors as a senior when he was the Division I Pentathlon Champion
- Captain of the track and field team as a senior
- President of the National Honor Society, vice-president of the Boys' Leaders Corps and a member of the Math and Italian honor societies
- Four-year High Honor Roll student
- Earned an International Baccalaureate Diploma

PERSONAL

- Thomas John Jonke
- Born Aug. 2, 1988, in Commack, N.Y.
- Parents are Kitty and John Jonke
- Has an older brother, Daniel, and a younger brother, Michael
- Has volunteered for the March of Dimes
- Economics major

DOUBLE TIME

DOUBLE-DOUBLES

	2009-10	Career
Mike Scott	3	13
Sylvan Landesberg	1	1

DOUBLE-FIGURE SCORING GAMES

	2009-10	Career
Sylvan Landesberg	16	39
Mike Scott	11	31
Calvin Baker	–	26
Sammy Zeglinski	12	22
Jeff Jones	5	16
Mustapha Farrakhan	7	11
Jerome Meyinsse	1	3
Will Sherrill	1	1
Solomon Tat	–	1

20-POINT SCORING GAMES

	2009-10	Career
Sylvan Landesberg	6	18
Mike Scott	1	2
Jeff Jones	–	1
Sammy Zeglinski	–	1

30-POINT SCORING GAMES

	2009-10	Career
Sylvan Landesberg	–	1

DOUBLE-FIGURE REBOUNDING GAMES

	2009-10	Career
Mike Scott	3	17
Assane Sene	1	4
Sylvan Landesberg	1	2

INCREASED SCORING:

- Five Cavalier players are scoring at least 2.8 pts more per game than they did last season
- Will Sherrill, who is scoring 3.6 ppg more than last season, leads the group

<u>'Hoos Scoring More:</u>			
Player	'09 PPG	'10 PPG	Diff
Sherrill	0.1	3.7	+3.6
Scott	10.3	13.2	+2.9
Meyinsse	1.7	4.6	+2.9
Zeglinski	7.8	10.6	+2.8
Farrakhan	4.3	7.1	+2.8

ON TARGET FROM 3-POINT RANGE:

- Virginia ranks first in the ACC and ninth nationally in 3-point percentage at 41.5 percent (102-246)
- Last season, the Cavaliers ranked 242nd nationally at 31.6 percent (156-494)
- Sammy Zeglinski ranks 17th nationally in 3-point percentage at 48.7% (38-78)
- Zeglinski already has more 3-pointers this season with 38 than last season when he led the team with 33 3-pointers
- Zeglinski has made at least two 3-pointers in each of the past 11 games, the longest such streak in the ACC
- Jeff Jones (46.8 percent, 22-47), Mustapha Farrakhan (40.5 percent, 15-37) and Will Sherrill (40.0 percent, 10-25) are also shooting 40.0 percent or better from behind the arc
- Jones leads the ACC in 3-point percentage in conference games at 85.7 percent (6-7)

LONG RANGE FIRING:

- Against both Penn State and Cleveland State, the Cavaliers shot over 50.0 percent from 3-point range
- Against Penn State, Virginia shot 53.3 percent (8-15) from 3-point range
- Against Cleveland State, Virginia shot 58.8 percent (10-17) from 3-point range
- It was the first time the Cavaliers shot over 50.0 percent from long range in consecutive games since doing it against Ohio and Tennessee in 2000-01
- Virginia also shot over 50.0 percent from 3-point range vs. Texas-Pan American (7-12, 58.3 percent)

DEFENSE!!! ... DEFENSE!!! ... DEFENSE!!!:

- Virginia ranks third in the ACC and 26th nationally in points allowed per game at 60.4 ppg
- It is a 12.1 ppg improvement from last season when UVa allowed 72.5 ppg, which ranked 294th nationally

CAVALIERS SURPASS WIN TOTAL:

- Just past the halfway point of the regular season, Virginia has already surpassed its win total of 10 from last season with 12 this season
- UVa is already one win shy of last season's total of four ACC wins

SHARP SHOOTING 'HOOS:

- Against Miami the Cavaliers shot 51.8 percent from the floor, the sixth time this season they have shot at least 50.0 percent from the field
- Last season, UVa shot 50.0 percent just four times all season (28 games)

'HOOS HONORED BY ANDY KATZ:

- Virginia was honored as the ESPN.com Weekly Watch Team of the Week on Jan. 18 in Andy Katz's weekly column
- The Cavaliers defeated #20 Georgia Tech and #23 Miami the previous week

LANDESBERG A CONSISTENT SCORER:

- Sylvan Landesberg has scored in double figures every game this season
- He is the only player in the ACC to accomplish the feat
- Landesberg has scored 20 or more points six times this season

SCOTT DOUBLING IT UP:

- Mike Scott had a double-double (17 pts, 11 rebs) vs. Penn State, his third of the season and his 13th career double-double
- His 13 double-doubles rank 20th in school history

BAKER TAKING CARE OF THE BALL:

- Calvin Baker has 34 assists this season to just 10 turnovers
- That 3.4 assist-to-turnover ratio would rank second in the ACC and in the top 10 nationally if he met the 3.0 assists/per game minimum (Baker is at 2.3)
- Baker has had 23 assists in the last seven games

EVANS STEPS UP:

- Jontel Evans has raised his play during the Cavaliers' eight game win streak compared to the first eight games of the season
- He has increased his scoring, rebounding, assist, steal and minutes averages

	1st 8 Gms	Last 8 Gms
Points	1.3	4.4
Rebounds	0.6	2.4
Assists	1.0	3.0
Steals	0.6	1.5
Minutes	8.8	19.8

RETURN TO SENE-DER:

- Assane Sene had a career-high five blocks vs. Hampton on Dec. 23
- Sene leads the Cavaliers at 1.3 blocks per game

TRI-CAPTAINS NAMED:

- The three senior members of the team, Calvin Baker, Jerome Meyinsse and Solomon Tat, were named the team's tri-captains by head coach Tony Bennett
- Bennett announced his decision to the team on Jan. 8, the day before the Cavaliers' first ACC game of the season at NC State on Jan. 9.

DEFENSE SHINES AGAINST NJIT:

- The UVa defense put up a strong performance in the 68-37 win over NJIT
- NJIT's 37 points were the fewest allowed by the Cavaliers since 1996-97 (34 vs. UMBC) and is tied for the second fewest allowed in the shot clock era
- NJIT's 13 made FGs is tied for the fourth lowest total allowed by the Cavaliers since 1953
- NJIT's 27.1% shooting (13-48) was the lowest percentage allowed by the Cavaliers since Longwood shot 25.8% (16-62) against the Cavaliers on Feb. 13, 2007

SHERRILL EN FUEGO SOUTH OF THE BORDER:

- Against Cleveland State in Cancun, junior forward Will Sherrill had his career game
- He set career highs with 18 points, seven FGs, four 3FGs, two assists, three steals and tied a career high with six rebounds
- Prior to the game, Sherrill had scored just 15 points in his career, and his career high in a game was three points

ON THE LINE

CONSECUTIVE MADE FREE THROWS

	Current	Season High	Career High
Zeglinski	16	16	16
Scott	6	6	12
Meyinsse	4	7	7
Farrakhan	3	11	19
Sene	2	3	5
Evans	2	2	2
Baker	2	6	25
Landesberg	1	27	27
Tat	1	1	9
Jones	-	6	13
Sherrill	-	3	4
Spurlock	-	1	1

* Streak began at the end of last season

VIRGINIA'S CONSECUTIVE FREE THROW STREAKS OF 10 OR MORE THIS SEASON

Sylvan Landesberg	27 (1/9-1/18)
Sammy Zeglinski	16* (11/21-1/18)
Sylvan Landesberg	13 (11/16-11/24)
Sylvan Landesberg	12 (12/7-12/30)
Mustapha Farrakhan	11 (1/9-1/16)

* active

AND ONES*

	2009-10	Career
Landesberg	6	23
Meyinsse	2	4
Farrakhan	2	3
Jones	1	7 (1)
Zeglinski	1 (1)	2 (1)
Scott	-	6
Baker	-	2
Tat	-	1

(#) - number of four-point plays

* Times making a basket when fouled and making the ensuing free throw too

HEAD COACH TONY BENNETT

FIRST SEASON AT VIRGINIA

Alma Mater: Wisc.-Green Bay '92
 Hometown: Green Bay, Wisc.
 Born: June 1, 1969



CAREER RECORD

at Virginia	12-4	1 season
at Washington State	69-33	3 seasons
CAREER	81-37	4 seasons

VS. RANKED OPPONENTS (AP)

at Virginia	3-0
at Washington State	11-13
CAREER	14-13

AT VIRGINIA

- First coach in UVa history to win his first three ACC games

AT WASHINGTON STATE

- 2007 National Coach of the Year
- Led the Cougars to the 2007 and 2008 NCAA Tournaments
- 2008 NCAA Sweet Sixteen
- Led WSU to the highest ranking in school history (No. 4)

PLAYING CAREER

- Played for his father, Dick Bennett, at UWGB
- Two-time Mid-Continent Conference Player of the Year
- Finished career as the all-time leading scorer in conference history with 2,285 points
- Still the NCAA career 3-point percentage leader at 49.7 percent
- 1992 Frances Pomeroy Naismith Award (best senior player under six-feet tall)
- 1992 GTE Academic All-American of the Year
- Played three seasons in the NBA with Charlotte Hornets (1992-95)

CAVALIERS SHOOT WELL AGAINST LONGWOOD:

- The Cavaliers shot 60.0% (30-50) from the field vs. Longwood
- It marked the first time Virginia shot 60.0% or higher since shooting 61.0% (36-59) against Long Island on Nov. 17, 2000

CHALLENGING SCHEDULE:

- Four of Virginia's opponents this season (Duke, Clemson, Georgia Tech, North Carolina) are currently ranked in the AP poll (1/18)
- Three other opponents (UAB, Florida State, Wake Forest) are receiving votes

AT JOHN PAUL JONES ARENA:

- Virginia is 48-17 all-time at John Paul Jones Arena
- The Cavaliers are 10-1 at JPJA this season

JPJA RECOGNIZED:

- John Paul Jones Arena was named the best new college basketball arena of the decade by SI.com
- The arena was recognized in Seth Davis' story about the highlights of the decade

CAVALIERS 11TH IN ACC POLL:

- Virginia was picked 11th in the ACC preseason poll of media attending ACC Operation Basketball on Oct. 25
- Duke and North Carolina tied for first in the poll, followed by Clemson, Georgia Tech, Maryland, Wake Forest, Florida State, Virginia Tech, Boston College, Miami, Virginia and NC State

FIVE SIGN WITH VIRGINIA:

- Virginia signed five players to National Letters of Intent in November for the 2010 recruiting class
- The five players are 6-4 guard K.T. Harrell of Montgomery, Ala.; 6-6 guard Joe Harris from Chelan, Wash.; 6-9 forward James Johnson of Wildomar, Calif.; 6-7 wing Akil Mitchell of Charlotte, N.C.; and 6-8 forward Will Regan of Williamsville, N.Y.

UP NEXT:

- The Cavaliers host in-state rival Virginia Tech Thursday night at JPJA
- Game time is set for 7 p.m. and the game will be televised by Comcast SportsNet

THE LAST TIME ...

VIRGINIA INDIVIDUALS

- **Scored 30 points:** Sylvan Landesberg (32) vs. Boston College (2/4/09)
- **Scored 40 points:** Sean Singletary (41) at Miami (3/1/08)
- **Two players with 20 points:** Mike Scott (22) and Sylvan Landesberg (20) vs. UT-Pan American (1/5/10)
- **Three players with 20 points:** Chris Williams (27), Roger Mason, Jr. (22) and Donald Hand (20) vs. Duke (1/5/00)
- **Four players with 20 points:** Chris Williams (23), Donald Hand (22), Adam Hall (21), and Travis Watson (20) vs. Georgetown (3/15/00)
- **A player with back-to-back 25-point games:** Sylvan Landesberg, 26 at Georgia Tech (12/28/08), 25 vs. Xavier (1/3/09)
- **One player scored in double figures:** Sylvan Landesberg (14) at USF (11/16/09)
- **Five players scored in double figures:** Sylvan Landesberg (20), Will Sherrill (18), Mike Scott (15), Mustapha Farrakhan (11), Sammy Zeglinski (10), vs. Cleveland State (11/25/09)
- **Six players scored in double figures:** Sean Singletary (27), Adrian Joseph (13), Jamil Tucker (13), Mamadi Diane (12), Calvin Baker (11), Laurynas Mikalauskas (11), vs. Maryland (3/9/08)
- **Seven players scored in double figures:** Cornel Parker (20), Junior Burrough (15), Ted Jeffries (14), Cory Alexander (13), Jason Williford (12), Yuri Barnes (11) and Doug Smith (11) vs. Clemson (1/13/93)
- **Had 15 rebounds:** Mike Scott (15) vs. Hampton (12/23/08)
- **Had 20 rebounds:** Travis Watson (20) vs. Wofford (1/2/03)
- **Had 25 rebounds:** Bob Mortell (25) vs. Washington & Lee (2/27/60)
- **Two players with 10 rebounds:** Sylvan Landesberg (11) and Mike Scott (10) at Maryland (1/20/09)
- **Three players with 10 rebounds:** Yuri Barnes (13), Jason Williford (12) and Junior Burrough (11) vs. Rice (12/4/93)
- **Double-Double:** Sylvan Landesberg (14 pts, 12 rebs) vs. Hampton (12/23/09)
- **Two players had a double-double:** Adrian Joseph (23 pts, 11 rebs) and Mike Scott (10 pts, 13 rebs) at Penn (11/23/07)
- **Three players had a double-double:** Jason Williford (10 pts, 15 rebs), Ted Jeffries (23 pts, 10 rebs), and Cornel Parker (11 pts, 11 rebs) at William & Mary (1/25/93)
- **Double-Double with points and assists:** Sean Singletary (22 pts, 10 assts) vs. Old Dominion (3/24/08)
- **Triple-Double:** Ralph Sampson (15 pts, 22 rebs, 10 blks) vs. Old Dominion (12/29/79)
- **Four Double-Doubles in a row:** Travis Watson (29 pts, 12 rebs) at NC State (2/6/02), (20 pts, 10 rebs) vs. Clemson (2/10/02), (17 pts, 10 rebs) vs. UNC (2/12/02), (13 pts, 12 rebs) at Wake (2/17/02)
- **20 points and 20 rebounds:** Travis Watson (21 pts, 20 rebs) vs. Wofford (1/2/03)
- **10 assists:** Sean Singletary (10) vs. Old Dominion (3/24/08)
- **5 Blocked Shots:** Assane Sene (5) vs. Hampton (12/23/09)
- **5 Steals:** Sammy Zeglinski (5) vs. Florida State (1/24/09)
- **Led UVA in Points, Rebounds and Assists:** Sylvan Landesberg (22 pts, 6 rebs, 5 assts) vs. Georgia Tech (1/13/10)
- **Hit a last second shot to win a game:** Sean Singletary vs. Duke (2/1/07) [jumper with one second in OT]; J.R. Reynolds vs. Loyola Marymount (12/23/04) [layup with 1.5 seconds in regulation]
- **Played every minute:** Sylvan Landesberg (45) vs. Clemson (2/15/09)
- **Played 40 or more minutes:** Sylvan Landesberg (45) and Mike Scott (40) vs. Clemson (2/15/09)

VIRGINIA TEAM

- **Won in Overtime:** vs. Clemson, 85-81 (2/15/09)
- **Lost in Overtime:** at Virginia Tech, 65-72 (2/2/08)
- **Played Two Overtimes:** vs. Maryland, L 89-92 (2/19/05)
- **Played Three Overtimes:** vs. Georgetown, L 111-115 (3/15/00)
- **Shot 70 percent for a Half:** 72.2% (13-18) vs. Wake Forest 2nd Half (2/24/96)
- **Shot 60 percent in a Game:** 60.0% (30-50) vs. Longwood (11/13/09)
- **Shot less than 30 percent in a Game:** 27.9% (17-61) vs. North Carolina (3/10/06)
- **Shot 90 percent from the free throw line:** 95.0% (19-20) at NC State (1/9/10)
- **Shot 50 percent from 3-point line:** 58.3% (7-12) vs. UT-Pan American (1/5/10)
- **Shot less than 30 percent in a half:** 28.6% (6-21) in 2nd Half vs. Stanford (11/24/09)
- **Shot less than 20 percent in a half:** 13.6% (3-22) in 1st Half vs. Florida State (1/24/09)
- **Shot 55 percent or better and lost:** 56.9% (29-51) vs. Duke (3/14/03)
- **Attempted 50 FTs:** 52 (made 34) vs. Howard (12/12/94)
- **Made 30 FTs:** 31 (36 att.) vs. Tennessee (3/18/07)
- **Made 10 3-pt FGs:** 11 vs. Hampton (12/23/09)
- **Failed to make a 3-pt FG:** at Georgia Tech (12/4/05)
- **Had 50 rebounds:** 50 vs. North Carolina (1/15/09)
- **Had 25 assists:** 27 vs. Howard (11/21/01)
- **Had 15 steals:** 16 vs. NC State (2/24/08)
- **Had 10 blocks:** 10 at Virginia Tech (1/10/09)
- **Scored 50 pts in a half:** 50 vs. Liberty, 2nd half (11/25/08)
- **Scored 60 pts in a half:** 60 vs. Gonzaga, 1st half (1/3/07)
- **Scored 70 pts in a half:** 70 vs. Coastal Carolina, 2nd half (11/20/00)
- **Scored 100 pts (ACC):** 103 vs. Maryland (1/16/07)
- **Scored 100 pts (non-conf):** 107 vs. VMI (11/16/08)
- **Scored under 20 pts in 1st half:** 16 vs. FSU (1/24/09)
- **Scored under 20 pts in 2nd half:** 12 vs. UNC (2/11/98)
- **Scored under 50 pts in a game:** 49 at USF (11/16/09)

OPPONENT INDIVIDUALS

- **Scored 30 points:** Tolor Battle (32), Penn State (11/30/09)
- **Scored 35 points:** J.J. Redick (40), Duke (1/28/06)
- **Scored 40 points:** J.J. Redick (40), Duke (1/28/06)
- **Scored 50 points:** Len Chappell (50), Wake (2/12/62)
- **Two players with 20 points:** Tyrese Rice (20) and Rakim Sanders (20), Boston College (2/4/09)
- **Three players with 20 points:** Seth Curry (26), Kyle Ohman (26), Anthony Smith (21), Liberty (11/25/08)
- **Two players with 30 points:** Trevor Powell (31) and Tony Smith (31), Marquette (2/3/90)
- **Five players scored in double figures:** Zachery Peacock (19), Iman Shumpert (15), Derrick Favors (12), Gani Lawal (12), Mfon Udofia (10), Georgia Tech (1/13/10)
- **Six players scored in double figures:** Chris Paul (21), Justin Gray (17), Eric Williams (15), Jamaal Levy (12), Taron Downey (11) and Vyatas Danelius (10), Wake Forest (1/2/05)
- **Seven players scored in double figures:** Stanley Burrell (15), Drew Lavender (13), C.J. Anderson (12), B.J. Raymond (12), Josh Duncan (11), Charles Bronson (11), and Jason Love (10), at Xavier (1/3/08)
- **Double-Double:** Derrick Favors (12 pts, 11 rebs), Georgia Tech (1/13/10)
- **Double-Double with points and assists:** Eric Hayes (10 pts, 11 assts), at Maryland (1/20/09)

- **Two players had a double-double:** Donte Green (20 pts, 10 rebs) and Paul Harris (10 pts, 14 rebs), Syracuse (12/5/07)
- **Had 15 rebounds:** Trevor Booker (15), at Clemson (3/3/09)
- **Had 20 rebounds:** Tim Duncan (23), Wake (2/22/97)
- **Had 10 assists:** Eric Hayes (11), at Maryland (1/20/09)
- **5 Blocked Shots:** Michael Freeman (5), Hampton (12/23/08)
- **5 Steals:** Al Nolen (5), Minnesota (12/2/08)
- **Hit a last second shot to win a game:** Deron Washington of Virginia Tech (1/16/08) [0.0 seconds in overtime]

OPPONENT TEAM

- **Shot less than 30 percent in a Game:** 27.1% (13-48) NJIT (12/21/09)
- **Shot less than 30 percent in a Game (ACC):** 29.0% (20-69), Wake Forest (2/24/96)
- **Shot 60 percent in a Game:** 63.8% (37-58), at Xavier (1/3/08)
- **Shot 55 percent or better and lost:** 55.3% (26-47), Cleveland State (11/25/09)
- **Scored 100 pts:** 108, at Xavier (1/3/08)
- **Scored 60 pts in a half:** 60, at Miami, 2nd half (3/1/08)
- **Scored under 20 pts in 1st half:** 19, NJIT (12/21/09)
- **Scored under 20 pts in 2nd half:** 18, NJIT (12/21/09)
- **Scored under 50 pts in a game:** 37, NJIT (12/21/09)
- **Had 25 assists:** 27, at Xavier (1/3/08)
- **Had 15 steals:** 15, VMI (11/16/08)
- **Had 10 blocks:** 10 vs. North Carolina (1/15/09)
- **Failed to make a 3-pt FG:** vs. Arizona State (11/27/99)



CALVIN BAKER

#4

Senior • Guard • 6-2 • 190 • Newport News, Va. • Woodside

2009-10 SEASON:

- Team Tri-Captain
- Missed season opener after having arthroscopic surgery on Oct. 27 to remove a loose piece of cartilage in his right knee.
- Made season debut at USF and had five points
- Had eight points vs. Rider
- Had nine points vs. NJIT in his first start of the season
- Had five points and a season-high four assists vs. Hampton
- Had eight points and six assists vs. #24 UAB
- Had five points and tied a career high with seven assists vs. UTPA
- Has 23 assists and just four turnovers in the last seven games

SINGLE GAME BESTS (at Virginia)

POINTS

Season: 9 vs. NJIT (12/21/09)
 Career: 18 at Clemson (3/3/09)
 ACC: 18 at Clemson (3/3/09)

REBOUNDS

Season: 3 vs. UT-Pan American (1/5/10)
 Career: 8 vs. Howard (11/14/07)
 ACC: 7 at Georgia Tech (3/3/08)

FG MADE

Season: 4 vs. NJIT (12/21/09)
 Career: 7 on three occasions
 ACC: 7 on three occasions

FG ATTEMPTS

Season: 8 vs. NJIT (12/21/09), vs. UAB (12/30/09)
 Career: 15 vs. Duke (3/5/08)
 ACC: 15 vs. Duke (3/5/08)

3 PT FG MADE

Season: 1 on five occasions
 Career: 4 vs. Northwestern (11/27/07)
 ACC: 3 on three occasions

3 PT FG ATTEMPTS

Season: 5 vs. UAB (12/30/09)
 Career: 7 vs. Syracuse (12/5/07), vs. Ga Tech (1/27/08)
 ACC: 7 vs. Georgia Tech (1/27/08)

FT MADE

Season: 4 vs. Rider (11/19/09)
 Career: 6 vs. Virginia Tech (2/18/09)
 ACC: 6 vs. Virginia Tech (2/18/09)

FT ATTEMPTS

Season: 4 vs. Rider (11/19/09), vs. Miami (1/16/10)
 Career: 6 on four occasions
 ACC: 6 on three occasions

ASSISTS

Season: 7 vs. UT-Pan American (1/5/10)
 Career: 7 vs. VMI (11/16/08), vs. UTPA (1/5/10)
 ACC: 6 vs. Maryland (3/7/09)

TURNOVERS

Season: 2 on three occasions
 Career: 5 on five occasions
 ACC: 5 on four occasions

BLOCKS

Season: --
 Career: 2 vs. UNC (2/12/08), vs. BC (2/4/09)
 ACC: 2 vs. UNC (2/12/08), vs. BC (2/4/09)

STEALS

Season: 1 on eight occasions
 Career: 4 on three occasions
 ACC: 4 at Georgia Tech (3/3/08)

MINUTES

Season: 26 vs. UT-Pan American (1/5/10)
 Career: 35 at Clemson (3/3/09)
 ACC: 35 at Clemson (3/3/09)


2009-10 GAME-BY-GAME:

Opponent	GP-GS	FG-FGA	3FG-3FGA	FT-FTA	Off-Def	Total	A	TO	Blk	Stl	PF	Min	Pts
Longwood	DNP												
at USF	1-0	2-4	1-1	0-0	1-1	2	1	0	0	0	2	15	5
Rider	2-0	2-5	0-1	4-4	0-2	2	2	2	0	1	2	18	8
Oral Roberts	3-0	1-5	0-2	2-2	0-0	0	2	0	0	1	0	18	4
vs. Stanford	4-0	0-3	0-1	1-2	0-1	1	1	1	0	1	2	18	1
vs. Cleveland St	5-0	0-2	0-0	0-1	0-0	0	1	0	0	0	0	9	0
Penn State	6-0	1-3	0-0	0-0	0-1	1	2	0	0	1	3	20	2
at Auburn	7-0	1-3	0-2	0-0	1-0	1	1	1	0	0	2	10	2
NJIT	8-1	4-8	1-2	0-0	0-2	2	1	1	0	1	1	22	9
Hampton	9-2	2-4	1-2	0-0	2-0	2	4	0	0	0	0	18	5
UAB	10-3	3-8	1-5	1-2	0-2	2	6	2	0	1	2	24	8
UTPA	11-4	2-4	1-2	0-0	0-3	3	7	1	0	1	0	26	5
at NC State	12-5	1-4	0-2	0-0	1-1	2	3	0	0	0	1	15	2
Georgia Tech	13-6	1-2	0-0	0-0	0-1	1	0	2	0	0	1	11	2
Miami	14-6	1-2	0-1	2-4	0-1	1	2	0	0	0	1	15	4
UNCW	15-6	0-2	0-1	0-0	1-0	1	1	0	0	1	0	7	0

CAREER STATISTICS (at Virginia)

Year	G-GS	Min-Avg.	FG-FGA	Pct.	3FG-3FGA	Pct.	FT-FTA	Pct.	Off-Def.	Reb-Avg.	PF-DQ	Ast	TO	Blk	Stl	Pts-Avg
2006-07																
ACC																
2007-08	33-8	835-25.3	103-247	.417	41-110	.373	37-55	.673	19-67	86-2.6	62-0	79	57	5	29	284-8.6
ACC	16-8	448-28.0	55-133	.414	20-53	.377	24-32	.750	9-37	46-2.9	30-0	34	29	4	19	154-9.6
2008-09	28-22	697-24.9	83-212	.392	21-71	.296	48-55	.873	7-56	63-2.3	57-3	78	70	5	32	235-8.4
ACC	16-11	411-25.7	53-122	.434	15-39	.385	28-30	.933	5-26	31-1.9	33-0	39	43	4	18	149-9.3
2009-10	15-6	247-16.5	21-59	.356	5-22	.227	10-15	.667	6-15	21-1.4	17-0	34	10	0	8	57-3.8
ACC	3-2	41-13.7	3-8	.375	0-3	.000	2-4	.500	1-3	4-1.3	3-0	5	2	0	0	8-2.7
CAREER	76-36	1779-23.4	207-518	.400	67-203	.330	95-125	.760	32-138	170-2.2	136-3	191	137	10	69	576-7.6
ACC	35-21	900-25.7	111-263	.422	35-95	.368	54-66	.818	15-66	81-2.3	66-0	78	74	8	37	311-8.9

Did not play after transferring



JONTEL EVANS

#1

Freshman • Guard • 5-11 • 185 • Hampton, Va. • Bethel

2009-10 SEASON:

- Made collegiate debut vs. Longwood and had four points
- Had two assists vs. Rider
- Had four points, five assists and three steals at Auburn
- Had seven points, five rebounds and three assists vs. NJIT
- Had four points and three assists vs. Hampton
- Had nine points (career high), three assists and two steals vs. #24 UAB
- Had five points, three assists and two steals vs. UTPA
- Had three assists vs. #20 Georgia Tech
- Made first career start vs. #23 Miami and had four points, seven rebounds (career high) and four assists
- Had four points, three assists and three steals vs. UNC Wilmington
- Shooting 50.0 percent (17-34) from the field with 29 assists, 15 steals and just five turnovers in the last nine games

SINGLE GAME BESTS

POINTS

Season: 9 vs. UAB (12/30/09)
 Career: 9 vs. UAB (12/30/09)
 ACC: 4 vs. Miami (1/16/10)

REBOUNDS

Season: 7 vs. Miami (1/16/10)
 Career: 7 vs. Miami (1/16/10)
 ACC: 7 vs. Miami (1/16/10)

FG MADE

Season: 3 vs. NJIT (12/21/09), vs. UAB (12/30/09)
 Career: 3 vs. NJIT (12/21/09), vs. UAB (12/30/09)
 ACC: 2 vs. Miami (1/16/10)

FG ATTEMPTS

Season: 5 at Auburn (12/7/09), vs. Miami (1/16/10)
 Career: 5 at Auburn (12/7/09), vs. Miami (1/16/10)
 ACC: 5 vs. Miami (1/16/10)

3 PT FG MADE

Season: 1 vs. UAB (12/30/09), vs. UTPA (1/5/10)
 Career: 1 vs. UAB (12/30/09), vs. UTPA (1/5/10)
 ACC: --

3 PT FG ATTEMPTS

Season: 2 vs. UTPA (1/5/10), vs. GT (1/13/10)
 Career: 2 vs. UTPA (1/5/10), vs. GT (1/13/10)
 ACC: 2 vs. Georgia Tech (1/13/10)

FT MADE

Season: 2 vs. UAB (12/30/09)
 Career: 2 vs. UAB (12/30/09)
 ACC: --

FT ATTEMPTS

Season: 2 vs. NJIT (12/21/09), vs. UAB (12/30/09)
 Career: 2 vs. NJIT (12/21/09), vs. UAB (12/30/09)
 ACC: --

ASSISTS

Season: 5 at Auburn (12/7/09)
 Career: 5 at Auburn (12/7/09)
 ACC: 4 vs. Miami (1/16/10)

TURNOVERS

Season: 4 at USF (11/16/09)
 Career: 4 at USF (11/16/09)
 ACC: 1 at NC State (1/9/10)

BLOCKS

Season: --
 Career: --
 ACC: --

STEALS

Season: 3 at Auburn (12/7/09), vs. UNCW (1/18/10)
 Career: 3 at Auburn (12/7/09), vs. UNCW (1/18/10)
 ACC: 2 at NC State (1/9/10)

MINUTES


Season: 30 vs. UNC Wilmington (1/18/10)
 Career: 30 vs. UNC Wilmington (1/18/10)
 ACC: 24 vs. Miami (1/16/10)

2009-10 GAME-BY-GAME:

Opponent	GP-GS	FG-FGA	3FG-3FGA	FT-FTA	Off-Def	Total	A	TO	Blk	Stl	PF	Min	Pts
Longwood	1-0	2-2	0-0	0-0	0-2	2	1	3	0	1	3	20	4
at USF	2-0	1-1	0-0	0-0	0-0	0	0	4	0	1	1	13	2
Rider	3-0	0-0	0-0	0-0	0-1	1	2	1	0	0	0	11	0
Oral Roberts	4-0	0-0	0-0	0-0	0-0	0	0	0	0	0	0	1	0
vs. Stanford	5-0	0-1	0-1	0-0	0-0	0	0	0	0	0	0	6	0
vs. Cleveland St	6-0	0-0	0-0	0-0	0-0	0	0	0	0	0	0	0+	0
Penn State	7-0	0-0	0-0	0-0	0-0	0	0	0	0	0	4	1	0
at Auburn	8-0	2-5	0-0	0-0	0-2	2	5	0	0	3	3	18	4
NJIT	9-0	3-4	0-0	1-2	0-5	5	3	0	0	2	1	23	7
Hampton	10-0	2-2	0-0	0-0	0-3	3	3	3	0	0	1	17	4
UAB	11-0	3-4	1-1	2-2	0-0	0	3	0	0	2	2	21	9
UTPA	12-0	2-3	1-2	0-0	0-1	1	3	1	0	2	1	21	5
at NC State	13-0	1-3	0-1	0-0	0-1	1	2	1	0	2	2	10	2
Georgia Tech	14-0	0-4	0-2	0-0	0-0	0	3	0	0	0	0	12	0
Miami	15-1	2-5	0-0	0-0	0-7	7	4	0	0	1	2	24	4
UNCW	16-2	2-4	0-1	0-0	0-2	2	3	0	0	3	1	30	4

CAREER STATISTICS

Year	G-GS	Min-Avg.	FG-FGA	Pct.	3FG-3FGA	Pct.	FT-FTA	Pct.	Off-Def.	Reb-Avg.	PF-DQ	Ast	TO	Blk	Stl	Pts-Avg
2009-10	16-2	228-14.3	20-38	.526	2-8	.250	3-4	.750	0-24	24-1.5	21-0	32	13	0	17	45-2.8
ACC	3-1	46-15.3	3-12	.250	0-3	.000	0-0	.000	0-8	8-2.7	4-0	9	1	0	3	6-2.0
CAREER	16-2	228-14.3	20-38	.526	2-8	.250	3-4	.750	0-24	24-1.5	21-0	32	13	0	17	45-2.8
ACC	3-1	46-15.3	3-12	.250	0-3	.000	0-0	.000	0-8	8-2.7	4-0	9	1	0	3	6-2.0



MUSTAPHA FARRAKHAN

#2

Junior • Guard • 6-4 • 175 • Harvey, Ill. • Thornton Township

2009-10 SEASON:

- Tied career highs with 17 points and four assists and set a career high with five rebounds vs. Longwood
- Had eight points vs. Rider
- Had 13 points and tied a career high with four assists vs. Oral Roberts
- Had 11 points in a career-high 33 minutes vs. Cleveland State in Cancun
- Had 10 points and two assists vs. Hampton
- Had 10 points, two assists and tied a career high with two blocks vs. #24 UAB
- Had 15 points, matched a career high with four assists and had a career-high three steals vs. #20 Georgia Tech
- Had 13 points (4-5 FG) vs. #23 Miami

SINGLE GAME BESTS

POINTS

Season: 17 vs. Longwood (11/13/09)
 Career: 17 at VT (1/10/09), vs. Longwood (11/13/09)
 ACC: 17 at Virginia Tech (1/10/09)

REBOUNDS

Season: 5 vs. Longwood (11/13/09)
 Career: 5 vs. Longwood (11/13/09)
 ACC: 4 at Maryland (1/30/08)

FG MADE

Season: 5 vs. Longwood (11/13/09)
 Career: 5 at VT (1/10/09), vs. Longwood (11/13/09)
 ACC: 5 at Virginia Tech (1/10/09)

FG ATTEMPTS

Season: 9 at USF (11/16/09)
 Career: 15 vs. North Carolina (1/15/09)
 ACC: 15 vs. North Carolina (1/15/09)

3 PT FG MADE

Season: 3 vs. Cleveland State (11/25/09)
 Career: 4 at Virginia Tech (1/10/09)
 ACC: 4 at Virginia Tech (1/10/09)

3 PT FG ATTEMPTS

Season: 5 vs. Rider (11/19/09), vs. Cleveland St (11/25/09)
 Career: 7 vs. North Carolina (1/15/09)
 ACC: 7 vs. North Carolina (1/15/09)

FT MADE

Season: 6 vs. Longwood (11/13/09), vs. GT (1/13/10)
 Career: 6 vs. Longwood (11/13/09), vs. GT (1/13/10)
 ACC: 6 vs. Georgia Tech (1/13/10)

FT ATTEMPTS

Season: 6 on three occasions
 Career: 6 on three occasions
 ACC: 6 vs. GT (1/13/10), vs. Miami (1/16/10)

ASSISTS

Season: 4 on three occasions
 Career: 4 on four occasions
 ACC: 4 vs. UNC (1/15/09), vs. GT (1/13/10)

TURNOVERS

Season: 4 vs. Cleveland State (11/25/09)
 Career: 4 vs. BC (3/12/09), vs. Cleveland St (11/25/09)
 ACC: 2 on five occasions

BLOCKS

Season: 2 vs. UAB (12/30/09)
 Career: 2 vs. UNC (1/15/09), vs. UAB (12/30/09)
 ACC: 2 vs. North Carolina (1/15/09)

STEALS

Season: 3 vs. Georgia Tech (1/13/10)
 Career: 3 vs. Georgia Tech (1/13/10)
 ACC: 3 vs. Georgia Tech (1/13/10)

MINUTES


Season: 33 vs. Cleveland State (11/25/09)
 Career: 33 vs. Cleveland State (11/25/09)
 ACC: 27 vs. North Carolina (1/15/09)

2009-10 GAME-BY-GAME:

Opponent	GP-GS	FG-FGA	3FG-3FGA	FT-FTA	Off-Def	Total	A	TO	Blk	Stl	PF	Min	Pts
Longwood	1-1	5-8	1-4	6-6	0-5	5	4	3	0	1	2	31	17
at USF	2-2	1-9	0-2	1-1	0-1	1	2	1	0	0	1	29	3
Rider	3-3	2-6	2-5	2-2	0-1	1	2	1	0	1	1	22	8
Oral Roberts	4-4	4-8	2-3	3-4	1-1	2	4	2	0	1	0	32	13
vs. Stanford	5-4	0-2	0-2	3-4	1-0	1	1	3	0	1	2	11	3
vs. Cleveland St	6-5	4-7	3-5	0-0	0-1	1	2	4	1	0	1	33	11
Penn State	7-6	2-6	1-1	0-0	0-0	0	2	1	0	0	3	24	5
at Auburn	8-7	0-3	0-2	0-0	1-0	1	1	2	0	0	2	9	0
NJIT	9-7	0-5	0-1	0-0	0-2	2	2	0	0	0	0	16	0
Hampton	10-7	3-5	2-2	2-2	1-0	1	2	0	0	0	1	16	10
UAB	11-7	3-5	2-3	2-2	0-2	2	2	0	2	1	0	21	10
UTPA	12-7	0-2	0-0	0-0	0-2	2	1	0	0	0	2	16	0
at NC State	13-7	0-4	0-3	3-4	0-3	3	1	2	0	1	2	21	3
Georgia Tech	14-7	4-8	1-2	6-6	1-0	1	4	0	0	3	0	23	15
Miami	15-7	4-5	1-1	4-6	0-3	3	2	2	1	0	2	19	13
UNCW	16-7	0-4	0-1	3-4	1-1	2	0	2	0	1	0	12	3

CAREER STATISTICS

Year	G-GS	Min-Avg.	FG-FGA	Pct.	3FG-3FGA	Pct.	FT-FTA	Pct.	Off-Def.	Reb-Avg.	PF-DQ	Ast	TO	Blk	Stl	Pts-Avg
2007-08	19-0	115-6.1	7-38	.184	2-16	.125	1-5	.200	4-11	15-0.8	9-0	5	12	0	2	17-0.9
ACC	6-0	43-7.2	1-13	.077	1-7	.143	1-3	.333	2-4	6-1.0	3-0	1	3	0	0	4-0.7
2008-09	23-2	239-10.4	33-95	.347	14-41	.341	18-20	.900	4-12	16-0.7	28-1	14	21	2	4	98-4.3
ACC	12-0	135-11.3	17-54	.315	8-26	.308	9-9	1.000	2-6	8-0.7	16-1	8	9	2	2	51-4.3
2009-10	16-7	335-20.9	32-87	.368	15-37	.405	35-41	.854	6-22	28-1.8	19-0	32	23	4	10	114-7.1
ACC	3-0	63-21.0	8-17	.471	2-6	.333	13-16	.813	1-6	7-2.3	4-0	7	4	1	4	31-10.3
CAREER	58-9	689-11.9	72-220	.327	31-94	.330	54-66	.818	14-45	59-1.0	56-1	51	56	6	16	229-3.9
ACC	21-0	241-11.5	26-84	.310	11-39	.282	23-28	.821	5-16	21-1.0	23-1	16	16	3	6	86-4.1



JEFF JONES

#23

Junior • Guard • 6-4 • 190 • Chester, Pa. • Monsignor Bonner

2009-10 SEASON:

- Had 10 points in season opener vs. Longwood
- Had seven points and five rebounds at USF
- Had 11 points vs. Rider
- Had a season-high 17 points (4-7 3FG) vs. Stanford in Cancun
- Had 16 points (6-8 FG, 4-4 3FG) at Auburn
- Had a team-high 11 points vs. NJIT
- Had eight points (3-3 FG, 2-2 3FG) at NC State
- Had nine points vs. #20 Georgia Tech
- Had nine points (3-3 3FG) vs. #23 Miami
- Shooting 85.7 percent (6-7) from 3-point range in ACC play and 60.9 percent (14-23) from 3-point range in the last nine games

SINGLE GAME BESTS

POINTS

Season: 17 vs. Stanford (11/24/09)
 Career: 26 vs. Bradley (3/26/08)
 ACC: 19 at North Carolina (2/7/09)

REBOUNDS

Season: 5 at USF (11/16/09)
 Career: 6 vs. Vermont (11/11/07)
 ACC: 5 at Duke (2/1/09), vs. BC (2/4/09)

FG MADE

Season: 6 at Auburn (12/7/09)
 Career: 9 vs. Bradley (3/26/08)
 ACC: 7 at North Carolina (2/7/09)

FG ATTEMPTS

Season: 10 at USF (11/16/09)
 Career: 14 vs. Bradley (3/26/08)
 ACC: 12 at UNC (2/7/09), vs. Miami (2/26/09)

3 PT FG MADE

Season: 4 vs. Stanford (11/24/09), at Auburn (12/7/09)
 Career: 6 vs. Bradley (3/26/08)
 ACC: 3 at UNC (2/7/09), vs. Miami (1/16/10)

3 PT FG ATTEMPTS

Season: 7 at USF (11/16/09), vs. Stanford (11/24/09)
 Career: 8 vs. Bradley (3/26/08), vs. Liberty (11/25/08)
 ACC: 7 at Florida State (2/10/09)

FT MADE

Season: 4 vs. Longwood (11/13/09), vs. GT (1/13/10)
 Career: 5 vs. Boston College (2/4/09)
 ACC: 5 vs. Boston College (2/4/09)

FT ATTEMPTS

Season: 4 on five occasions
 Career: 6 vs. BC (2/4/09), vs. Clemson (2/15/09)
 ACC: 6 vs. BC (2/4/09), vs. Clemson (2/15/09)

ASSISTS

Season: 1 on four occasions
 Career: 5 at North Carolina (2/7/09)
 ACC: 5 at North Carolina (2/7/09)

TURNOVERS

Season: 2 vs. Oral Roberts (11/21/09)
 Career: 4 vs. Longwood (12/7/07), vs. Clem. (2/15/09)
 ACC: 4 vs. Clemson (2/15/09)

BLOCKS

Season: 1 vs. Rider (11/19/09), vs. Hampton (12/23/09)
 Career: 1 on nine occasions
 ACC: 1 on three occasions

STEALS

Season: 2 vs. Stanford (11/24/09)
 Career: 3 vs. Howard (11/14/07), vs. BC (2/4/09)
 ACC: 3 vs. Boston College (2/4/09)

MINUTES


Season: 34 vs. Stanford (11/24/09)
 Career: 37 at North Carolina (2/7/09)
 ACC: 37 at North Carolina (2/7/09)

2009-10 GAME-BY-GAME:

Opponent	GP-GS	FG-FGA	3FG-3FGA	FT-FTA	Off-Def	Total	A	TO	Blk	Stl	PF	Min	Pts
Longwood	1-1	3-6	0-2	4-4	0-1	1	1	1	0	1	0	24	10
at USF	2-2	3-10	1-7	0-0	1-4	5	0	0	0	1	0	28	7
Rider	3-2	4-7	2-5	1-1	0-1	1	0	0	1	1	0	19	11
Oral Roberts	4-2	0-3	0-1	2-4	0-0	0	0	2	0	1	0	13	2
vs. Stanford	5-3	5-9	4-7	3-4	0-1	1	0	1	0	2	0	34	17
vs. Cleveland St	6-3	0-1	0-1	0-0	0-2	2	0	0	0	0	0	5	0
Penn State	7-3	1-5	1-1	0-0	0-0	0	0	1	0	0	1	16	3
at Auburn	8-3	6-8	4-4	0-0	0-2	2	0	0	0	1	0	29	16
NJIT	9-3	3-9	2-6	3-4	0-2	2	0	0	0	0	0	14	11
Hampton	10-3	3-6	2-3	0-0	1-0	1	1	0	1	0	1	18	8
UAB	11-3	0-2	0-0	0-0	0-0	0	0	1	0	0	0	6	0
UTPA	12-3	0-3	0-1	1-2	0-1	1	0	0	0	0	0	11	1
at NC State	13-3	3-3	2-2	0-0	0-1	1	0	0	0	1	0	18	8
Georgia Tech	14-3	2-5	1-2	4-4	0-2	2	1	0	0	1	1	15	9
Miami	15-3	3-4	3-3	0-0	0-0	0	0	0	0	0	0	14	9
UNCW	16-3	1-3	0-2	0-1	0-0	0	1	0	0	0	0	10	2

CAREER STATISTICS

Year	G-GS	Min-Avg.	FG-FGA	Pct.	3FG-3FGA	Pct.	FT-FTA	Pct.	Off-Def.	Reb-Avg.	PF-DQ	Ast	TO	Blk	Stl	Pts-Avg
2007-08	33-25	494-15.0	55-151	.364	16-51	.314	33-47	.702	15-45	60-1.8	46-0	17	41	4	10	159-4.8
ACC	16-8	193-12.1	12-51	.235	2-14	.143	10-14	.714	6-14	20-1.3	20-0	8	16	1	5	36-2.3
2008-09	26-9	493-19.0	60-174	.345	27-93	.290	22-26	.846	7-42	49-1.9	30-0	24	15	3	13	169-6.5
ACC	15-9	311-20.7	42-112	.375	17-57	.298	17-20	.850	5-27	32-2.1	20-0	14	10	2	9	118-7.9
2009-10	16-3	274-17.1	37-84	.440	22-47	.468	18-24	.750	2-17	19-1.2	3-0	4	6	2	9	114-7.1
ACC	3-0	47-15.7	8-12	.667	6-7	.857	4-4	1.000	0-3	3-1.0	1-0	1	0	0	2	26-8.7
CAREER	75-37	1261-16.8	152-409	.372	65-191	.340	73-97	.753	24-104	128-1.7	79-0	45	62	9	32	442-5.9
ACC	34-17	551-16.2	62-175	.354	25-78	.321	31-38	.816	11-44	55-1.6	41-0	23	26	3	16	180-5.3



SYLVAN LANDESBERG

#15

Sophomore • Guard • 6-6 • 207 • Flushing, N.Y. • Holy Cross

2009-10 SEASON:

- Only player in the ACC to score in double figures every game this season
- Named to the preseason Wooden Award and Naismith Award watch lists
- Had a game-high 23 points vs. Longwood
- Had 14 points at USF, and scored his 500th career point in the game
- Had 14 points, seven rebounds and a career-high two blocks vs. Oral Roberts
- Had 16 points vs. Stanford in Cancun
- Had 20 points, five rebounds and five assists vs. Cleveland State in Cancun in a season-high 38 minutes
- Had 18 points vs. Penn State
- Had 20 points at Auburn
- Had his first career double-double (14 pts, career-high 12 rebs) along with a season-high six assists vs. Hampton
- Had 19 points, six rebounds and four assists vs. #24 UAB
- Had 20 points vs UTPA
- Tied a season high with 23 points at NC State
- Had 22 points (9-9 FTs), six rebounds and five assists vs. #20 Georgia Tech (his 18th career 20-point game)
- Had 18 points vs. #23 Miami
- ACC Co-Player of the Week (1/18)
- Had 19 points vs. UNC Wilmington, including the game-winning shot with 2.2 seconds left

2009-10 GAME-BY-GAME:

Opponent	GP-GS	FG-FGA	3FG-3FGA	FT-FTA	Off-Def	Total	A	TO	Blk	Stl	PF	Min	Pts
Longwood	1-1	8-13	1-1	6-8	1-5	6	4	3	0	1	2	34	23
at USF	2-2	5-14	0-1	4-4	1-1	2	2	0	0	0	1	33	14
Rider	3-3	4-8	0-0	2-2	2-2	4	1	1	0	0	2	20	10
Oral Roberts	4-4	4-10	0-2	6-6	0-7	7	3	4	2	1	1	33	14
vs. Stanford	5-5	7-12	0-4	2-4	1-3	4	2	3	1	1	3	30	16
vs. Cleveland St	6-6	6-13	1-1	7-9	0-5	5	5	1	0	1	2	38	20
Penn State	7-7	6-13	2-2	4-8	3-2	5	2	1	1	0	5	33	18
at Auburn	8-8	8-20	0-1	4-5	0-3	3	1	2	0	0	1	35	20
NJIT	9-9	3-11	0-0	4-4	1-4	5	1	2	0	3	0	23	10
Hampton	10-10	5-13	1-2	3-3	7-5	12	6	1	0	1	0	28	14
UAB	11-11	6-16	0-0	7-10	2-4	6	4	2	1	0	3	34	19
UTPA	12-12	9-15	1-2	1-2	0-6	6	3	3	0	0	2	33	20
at NC State	13-13	7-14	1-1	8-8	1-4	5	0	2	1	1	3	32	23
Georgia Tech	14-14	6-17	1-3	9-9	2-4	6	5	3	1	0	3	34	22
Miami	15-15	8-14	0-1	2-2	2-0	2	3	4	0	1	2	31	18
UNCW	16-16	5-13	0-0	9-10	2-3	5	0	1	0	1	1	33	19

SINGLE GAME BESTS

POINTS

Season: 23 vs. Longwood (11/13/09), at NCSU (1/9/10)
 Career: 32 vs. Boston College (2/4/09)
 ACC: 32 vs. Boston College (2/4/09)

REBOUNDS

Season: 12 vs. Hampton (12/23/09)
 Career: 12 vs. Hampton (12/23/09)
 ACC: 11 at Maryland (1/20/09)

FG MADE

Season: 9 vs. UT-Pan American (1/5/10)
 Career: 13 vs. Boston College (2/4/09)
 ACC: 13 vs. Boston College (2/4/09)

FG ATTEMPTS

Season: 20 at Auburn (12/7/09)
 Career: 23 vs. Boston College (2/4/09)
 ACC: 23 vs. Boston College (2/4/09)

3 PT FG MADE

Season: 2 vs. Penn State (11/30/09)
 Career: 3 vs. Miami (2/26/09)
 ACC: 3 vs. Miami (2/26/09)

3 PT FG ATTEMPTS

Season: 4 vs. Stanford (11/24/09)
 Career: 5 vs. Miami (2/26/09)
 ACC: 5 vs. Miami (2/26/09)

FT MADE

Season: 9 vs. GT (1/13/10), vs. UNCW (1/18/10)
 Career: 14 vs. Florida State (1/24/09)
 ACC: 14 vs. Florida State (1/24/09)

FT ATTEMPTS

Season: 10 vs. UAB (12/30/09), vs. UNCW (1/18/10)
 Career: 14 vs. Auburn (12/20/08), vs. FSU (1/24/09)
 ACC: 14 vs. Florida State (1/24/09)

ASSISTS

Season: 6 vs. Hampton (12/23/09)
 Career: 8 vs. VMI (11/16/08)
 ACC: 6 vs. VT (2/18/09), at NCSU (2/21/09)

TURNOVERS

Season: 4 vs. ORU (11/21/09), vs. Miami (1/16/10)
 Career: 6 on three occasions
 ACC: 6 at VT (1/10/09), vs. FSU (1/24/09)

BLOCKS

Season: 2 vs. Oral Roberts (11/21/09)
 Career: 2 vs. Oral Roberts (11/21/09)
 ACC: 1 on three occasions

STEALS


Season: 3 vs. NJIT (12/21/09)
 Career: 3 on five occasions
 ACC: 3 vs. BC (2/4/09), vs. Clemson (2/15/09)

MINUTES

Season: 38 vs. Cleveland State (11/25/09)
 Career: 45 vs. Clemson (2/15/09)
 ACC: 45 vs. Clemson (2/15/09)

CAREER STATISTICS

Year	G-GS	Min-Avg.	FG-FGA	Pct.	3FG-3FGA	Pct.	FT-FTA	Pct.	Off-Def.	Reb-Avg.	PF-DQ	Ast	TO	Blk	Stl	Pts-Avg
2008-09	28-27	957-34.2	150-344	.436	16-51	.314	148-186	.796	47-122	169-6.0	49-1	78	77	3	28	464-16.6
ACC	16-16	570-35.6	88-210	.419	10-32	.313	73-91	.802	26-72	98-6.1	28-0	49	50	1	16	259-16.2
2009-10	16-16	504-31.5	97-216	.449	8-21	.381	78-94	.830	25-58	83-5.2	31-1	42	33	7	11	280-17.5
ACC	3-3	97-32.3	21-45	.467	2-5	.400	19-19	1.000	5-8	13-4.3	8-0	8	9	2	2	63-21.0
CAREER	44-43	1461-33.2	247-560	.441	24-72	.333	226-280	.807	72-180	252-5.7	80-2	120	110	10	39	744-16.9
ACC	19-19	667-35.1	109-255	.427	12-37	.324	92-110	.836	31-80	111-5.8	36-0	57	59	3	18	322-16.9



JEROME MEYNSSE

#55

Senior • Forward/Center • 6-9 • 233 • Baton Rouge, La. • McKinley

2009-10 SEASON:

- Team Tri-Captain
- Had five points and two rebounds vs. Longwood
- Had four points and four rebounds in a career-high 27 minutes at USF
- Had four points and a career-high two assists vs. Rider in first start of the season
- Had two points and six rebounds vs. Oral Roberts
- Had four points and a season-high eight rebounds vs. Stanford in Cancun
- Had five points and six rebounds vs. Penn State
- Had six points (3-3 FG) and three rebounds vs. #24 UAB
- Had six points and five rebounds at NC State
- Had ACC career-high totals of eight points and six rebounds vs. #20 Georgia Tech
- Had six points and four rebounds vs. #23 Miami in an ACC career-high 22 minutes
- Had a career-high 14 points (3-6 FG, 8-9 FT) vs. UNC Wilmington, tying a career high with 27 minutes played

2009-10 GAME-BY-GAME:

Opponent	GP-GS	FG-FGA	3FG-3FGA	FT-FTA	Off-Def	Total	A	TO	Blk	Stl	PF	Min	Pts
Longwood	1-0	2-2	0-0	1-2	1-1	2	0	0	0	0	0	20	5
at USF	2-0	0-1	0-0	4-6	2-2	4	0	0	0	1	3	27	4
Rider	3-1	1-3	0-0	2-3	1-1	2	2	1	2	0	3	22	4
Oral Roberts	4-2	1-3	0-0	0-1	1-5	6	0	0	0	0	3	22	2
vs. Stanford	5-3	1-2	0-0	2-2	2-6	8	0	0	1	1	1	16	4
vs. Cleveland St	6-4	1-2	0-0	0-0	1-1	2	0	0	0	0	3	11	2
Penn State	7-5	2-4	0-0	1-1	3-3	6	0	1	1	1	1	23	5
at Auburn	8-6	1-1	0-0	0-0	1-2	3	0	1	1	1	4	20	2
NJIT	9-6	1-3	0-0	2-2	3-2	5	1	0	1	2	1	10	4
Hampton	10-6	0-0	0-0	0-0	0-1	1	0	0	0	0	4	13	0
UAB	11-6	3-3	0-0	0-0	1-2	3	0	0	1	0	1	14	6
UTPA	12-6	1-1	0-0	0-0	0-1	1	0	1	1	0	1	5	2
at NC State	13-6	3-6	0-0	0-0	3-2	5	0	1	2	0	3	18	6
Georgia Tech	14-7	3-5	0-0	2-3	4-2	6	2	0	0	0	4	20	8
Miami	15-8	3-4	0-0	0-0	1-3	4	0	0	0	0	2	22	6
UNCW	16-9	3-6	0-0	8-9	2-1	3	0	1	0	1	3	27	14

SINGLE GAME BESTS

POINTS

Season: 14 vs. UNC Wilmington (1/18/10)
 Career: 14 vs. UNC Wilmington (1/18/10)
 ACC: 8 vs. Georgia Tech (1/13/10)

REBOUNDS

Season: 8 vs. Stanford (11/24/09)
 Career: 9 vs. Hampton (12/19/07)
 ACC: 6 vs. Georgia Tech (1/13/10)

FG MADE

Season: 3 on five occasions
 Career: 5 vs. Elon (12/22/07)
 ACC: 3 on three occasions

FG ATTEMPTS

Season: 6 at NC State (1/9/10), vs. UNCW (1/18/10)
 Career: 7 vs. Hampton (12/19/07), at Syracuse (11/28/08)
 ACC: 6 at NC State (1/9/10)

3 PT FG MADE

Season: --
 Career: --
 ACC: --

3 PT FG ATTEMPTS

Season: --
 Career: --
 ACC: --

FT MADE

Season: 8 vs. UNC Wilmington (1/18/10)
 Career: 8 vs. UNC Wilmington (1/18/10)
 ACC: 2 at Duke (2/1/09), vs. GT (1/13/10)

FT ATTEMPTS

Season: 9 vs. UNC Wilmington (1/18/10)
 Career: 9 vs. UNC Wilmington (1/18/10)
 ACC: 3 vs. Georgia Tech (1/13/10)

ASSISTS

Season: 2 vs. Rider (11/19/09), vs. GT (1/13/10)
 Career: 2 vs. Rider (11/19/09), vs. GT (1/13/10)
 ACC: 2 vs. Georgia Tech (1/13/10)

TURNOVERS

Season: 1 on six occasions
 Career: 2 on five occasions
 ACC: 1 at NC State (1/9/10)

BLOCKS

Season: 2 vs. Rider (11/19/09), at NCSU (1/9/10)
 Career: 2 on five occasions
 ACC: 2 at GT (12/28/08), at NCSU (1/9/10)

STEALS


Season: 2 vs. NJIT (12/21/09)
 Career: 2 vs. PR-Mayaguez (12/21/06), vs. NJIT (12/21/09)
 ACC: 1 at FSU (1/23/08), at Va. Tech (1/10/09)

MINUTES

Season: 27 at USF (11/16/09), vs. UNCW (1/18/10)
 Career: 27 at USF (11/16/09), vs. UNCW (1/18/10)
 ACC: 22 vs. Miami (1/16/10)

CAREER STATISTICS

Year	G-GS	Min-Avg.	FG-FGA	Pct.	3FG-3FGA	Pct.	FT-FTA	Pct.	Off-Def.	Reb-Avg.	PF-DQ	Ast	TO	Blk	Stl	Pts-Avg
2006-07	15-0	100-6.7	4-11	.364	0-0	.000	9-13	.692	3-17	20-1.3	15-0	1	4	2	2	17-1.1
ACC	4-0	8-2.0	0-1	.000	0-0	.000	0-0	.000	0-0	0-0.0	3-0	0	0	0	0	0-0.0
2007-08	26-0	188-7.2	23-33	.697	0-0	.000	4-12	.333	18-31	49-1.9	36-0	2	7	3	3	50-1.9
ACC	13-0	77-5.9	7-11	.636	0-0	.000	0-2	.000	5-12	17-1.3	21-0	0	0	0	1	14-1.1
2008-09	17-1	149-8.8	8-20	.400	0-0	.000	13-22	.591	13-14	27-1.6	17-0	1	8	7	1	29-1.7
ACC	7-0	58-8.3	2-6	.333	0-0	.000	4-6	.667	3-5	8-1.1	10-0	0	0	3	1	8-1.1
2009-10	16-9	290-18.1	26-46	.565	0-0	.000	22-29	.759	26-35	61-3.8	37-0	5	6	10	7	74-4.6
ACC	3-2	60-20.0	9-15	.600	0-0	.000	2-3	.667	8-7	15-5.0	9-0	2	1	2	0	20-6.7
CAREER	74-10	727-9.8	61-110	.555	0-0	.000	48-76	.632	60-97	157-2.1	105-0	9	25	22	13	170-2.3
ACC	27-2	203-7.5	18-33	.545	0-0	.000	6-11	.545	16-24	40-1.5	43-0	2	1	5	2	42-1.6



MIKE SCOTT

#32

Junior • Forward • 6-8 • 239 • Chesapeake, Va. • Hargrave Military Academy

2009-10 SEASON:

- Had 12 points and 13 rebounds vs. Longwood
- Had nine points and five rebounds at USF
- Had 17 points (8-9 FG) and nine rebounds vs. Rider
- Had 15 points and 10 rebounds vs. Oral Roberts
- Had 15 points and eight rebounds vs. Cleveland State in Cancun
- Had 17 points and 11 rebounds vs. Penn State for his 13th career double-double
- Missed three games (Auburn, NJIT, Hampton) due to an ankle injury (first games of his career he has missed)
- Had 10 points and seven rebounds vs. #24 UAB in his first game in a month, returning from an ankle injury
- Had a season-high 22 points (10-15 FG) vs. UTPA
- Had 14 points and seven rebounds at NC State
- Had 12 points and six rebounds vs. #20 Georgia Tech
- Had 10 points vs. #23 Miami
- Had 12 points vs. UNC Wilmington
- Scored in double figures in the last eight games in which he's played

2009-10 GAME-BY-GAME:

Opponent	GP-GS	FG-FGA	3FG-3FGA	FT-FTA	Off-Def	Total	A	TO	Blk	Stl	PF	Min	Pts
Longwood	1-1	5-8	0-0	2-2	3-10	13	0	1	2	1	3	31	12
at USF	2-2	4-9	0-0	1-2	1-4	5	0	0	0	0	5	16	9
Rider	3-3	8-9	0-0	1-2	3-6	9	3	1	0	0	1	28	17
Oral Roberts	4-4	6-12	0-0	3-4	4-6	10	2	2	0	1	2	32	15
vs. Stanford	5-5	2-6	0-0	3-6	2-7	9	3	4	1	0	4	29	7
vs. Cleveland St	6-6	6-10	0-0	3-4	4-4	8	3	2	0	0	0	36	15
Penn State	7-7	8-14	0-0	1-2	1-10	11	1	1	0	0	3	34	17
at Auburn	DNP												
NJIT	DNP												
Hampton	DNP												
UAB	8-7	4-7	0-0	2-2	1-6	7	0	1	0	0	3	23	10
UTPA	9-8	10-15	0-0	2-3	2-5	7	1	2	1	1	3	29	22
at NC State	10-9	5-11	0-0	4-4	1-6	7	2	3	0	0	3	30	14
Georgia Tech	11-10	6-9	0-0	0-0	1-5	6	1	1	0	1	0	32	12
Miami	12-11	5-11	0-0	2-2	2-2	4	2	2	0	0	1	28	10
UNCW	13-12	6-10	0-0	0-0	1-2	3	2	4	0	2	2	25	12

SINGLE GAME BESTS

POINTS

Season: 22 vs. UT-Pan American (1/5/10)
 Career: 26 vs. VMI (11/16/08)
 ACC: 18 vs. Clemson (2/15/09)

REBOUNDS

Season: 13 vs. Longwood (11/13/09)
 Career: 18 vs. VMI (11/16/08)
 ACC: 12 at Md (1/30/08), at BC (2/17/08)

FG MADE

Season: 10 vs. UT-Pan American (1/5/10)
 Career: 11 vs. VMI (11/16/08)
 ACC: 8 vs. Clemson (2/15/09)

FG ATTEMPTS

Season: 15 vs. UT-Pan American (1/5/10)
 Career: 15 vs. UT-Pan American (1/5/10)
 ACC: 12 vs. Clemson (2/15/09)

3 PT FG MADE

Season: --
 Career: 2 vs. Georgia Tech (3/13/08)
 ACC: 2 vs. Georgia Tech (3/13/08)

3 PT FG ATTEMPTS

Season: --
 Career: 2 at BC (2/17/08), vs. GT (3/13/08)
 ACC: 2 at BC (2/17/08), vs. GT (3/13/08)

FT MADE

Season: 4 at NC State (1/9/10)
 Career: 10 at Maryland (1/20/09)
 ACC: 10 at Maryland (1/20/09)

FT ATTEMPTS

Season: 6 vs. Stanford (11/24/09)
 Career: 10 at Maryland (1/20/09)
 ACC: 10 at Maryland (1/20/09)

ASSISTS

Season: 3 on three occasions
 Career: 4 at Syracuse (11/28/08)
 ACC: 3 vs. Clemson (2/15/09)

TURNOVERS

Season: 4 vs. Stanford (11/24/09), vs. UNCW (1/18/10)
 Career: 4 on five occasions
 ACC: 4 vs. Maryland (3/7/09)

BLOCKS

Season: 2 vs. Longwood (11/13/09)
 Career: 3 vs. Duke (3/5/08), vs. Richmond (3/18/08)
 ACC: 3 vs. Duke (3/5/08)

STEALS

Season: 2 vs. UNC Wilmington (1/18/10)
 Career: 3 on four occasions
 ACC: 3 vs. FSU (1/24/09), vs. Clemson (2/15/09)

MINUTES

Season: 36 vs. Cleveland State (11/25/09)
 Career: 40 vs. Clemson (2/15/09)
 ACC: 40 vs. Clemson (2/15/09)

CAREER STATISTICS

Year	G-GS	Min-Avg.	FG-FGA	Pct.	3FG-3FGA	Pct.	FT-FTA	Pct.	Off-Def.	Reb-Avg.	PF-DQ	Ast	TO	Blk	Stl	Pts-Avg
2007-08	32-21	579-18.1	63-143	.441	4-10	.400	52-74	.703	67-101	168-5.3	69-1	15	25	12	20	182-5.7
ACC	16-14	310-19.4	30-77	.390	1-4	.250	20-33	.606	30-50	80-5.0	39-1	6	15	5	8	81-5.1
2008-09	28-19	774-27.6	111-204	.544	2-6	.333	63-85	.741	95-113	208-7.4	68-2	21	49	9	24	287-10.3
ACC	16-7	431-26.9	59-110	.536	2-2	1.000	39-52	.750	45-50	95-5.9	41-1	11	30	5	14	159-9.9
2009-10	13-12	373-28.7	75-131	.573	0-0	.000	22-31	.710	26-73	99-7.6	30-1	20	24	4	6	172-13.2
ACC	3-3	90-30.0	16-31	.516	0-0	.000	4-4	1.000	4-13	17-5.7	4-0	5	6	0	1	36-12.0
CAREER	73-52	1726-23.6	249-478	.521	6-16	.375	137-190	.721	188-287	475-6.5	167-4	56	98	25	50	641-8.8
ACC	35-24	831-23.7	105-218	.482	3-6	.500	63-89	.708	79-113	192-5.5	84-2	22	51	10	23	276-7.9



ASSANE SENE

#5

Sophomore • Center • 7-0 • 234 • Saint-Louis, Senegal • South Kent

2009-10 SEASON:

- Suspended for the first three games of the season (Longwood, at South Florida, Rider) for conduct detrimental to the team
- Made season debut vs. Oral Roberts and had a career-high eight points and seven rebounds
- Had two points, three rebounds and three blocks at Auburn
- Had four points and 11 rebounds vs. NJIT in his first start of the season
- Had eight points, eight rebounds and a career-high five blocks vs. Hampton
- Had two points and six rebounds vs. #20 Georgia Tech

SINGLE GAME BESTS

POINTS

Season: 8 vs. ORU (11/21/09), vs. Hampton (12/23/09)
 Career: 8 vs. ORU (11/21/09), vs. Hampton (12/23/09)
 ACC: 6 at Virginia Tech (1/10/09)

REBOUNDS

Season: 11 vs. NJIT (12/21/09)
 Career: 13 vs. Boston College (2/4/09)
 ACC: 13 vs. Boston College (2/4/09)

FG MADE

Season: 3 vs. ORU (11/21/09), vs. Hampton (12/23/09)
 Career: 3 on five occasions
 ACC: 3 at Virginia Tech (1/10/09)

FG ATTEMPTS

Season: 6 vs. Hampton (12/23/09)
 Career: 8 vs. Xavier (1/3/09)
 ACC: 6 vs. Boston College (2/4/09)

3 PT FG MADE

Season: --
 Career: --
 ACC: --

3 PT FG ATTEMPTS

Season: --
 Career: --
 ACC: --

FT MADE

Season: 2 on four occasions
 Career: 2 on six occasions
 ACC: 2 vs. Georgia Tech (1/13/10)

FT ATTEMPTS

Season: 4 vs. Oral Roberts (11/21/09)
 Career: 4 vs. Brown (1/6/09), vs. ORU (11/21/09)
 ACC: 3 at Duke (2/1/09)

ASSISTS

Season: 1 vs. NJIT (12/21/09), vs. Hampton (12/23/09)
 Career: 2 vs. Auburn (12/20/08)
 ACC: --

TURNOVERS

Season: 2 vs. Hampton (12/23/09)
 Career: 2 on six occasions
 ACC: 2 on three occasions

BLOCKS

Season: 5 vs. Hampton (12/23/09)
 Career: 5 vs. Hampton (12/23/09)
 ACC: 4 at Virginia Tech (1/10/09)

STEALS

Season: 1 on three occasions
 Career: 1 on three occasions
 ACC: 1 vs. Miami (1/16/10)

MINUTES

Season: 28 vs. NJIT (12/21/09)
 Career: 33 vs. Xavier (1/3/09)
 ACC: 28 vs. Boston College (2/4/09)

2009-10 GAME-BY-GAME:

Opponent	GP-GS	FG-FGA	3FG-3FGA	FT-FTA	Off-Def	Total	A	TO	Blk	Stl	PF	Min	Pts
Longwood	DNP												
at USF	DNP												
Rider	DNP												
Oral Roberts	1-0	3-5	0-0	2-4	2-5	7	0	0	1	0	5	13	8
vs. Stanford	2-0	1-3	0-0	0-2	0-3	3	0	0	0	0	1	13	2
vs. Cleveland St	3-0	0-2	0-0	0-0	1-0	1	0	0	0	0	0	6	0
Penn State	DNP												
at Auburn	4-0	1-1	0-0	0-0	1-2	3	0	1	3	0	3	20	2
NJIT	5-1	1-5	0-0	2-3	4-7	11	1	0	2	1	2	28	4
Hampton	6-2	3-6	0-0	2-2	2-6	8	1	2	5	1	3	25	8
UAB	7-3	0-1	0-0	1-2	2-0	2	0	0	2	0	0	7	1
UTPA	8-3	0-2	0-0	0-0	1-4	5	0	0	1	0	1	10	0
at NC State	DNP												
Georgia Tech	9-3	0-1	0-0	2-2	4-2	6	0	0	0	0	1	15	2
Miami	10-3	0-1	0-0	0-0	2-0	2	0	1	0	1	1	10	0
UNCW	11-3	1-1	0-0	0-0	0-2	2	0	0	0	0	1	12	2

CAREER STATISTICS

Year	G-GS	Min-Avg.	FG-FGA	Pct.	3FG-3FGA	Pct.	FT-FTA	Pct.	Off-Def.	Reb-Avg.	PF-DQ	Ast	TO	Blk	Stl	Pts-Avg
2008-09	22-16	381-17.3	25-65	.385	0-0	.000	6-21	.286	36-65	101-4.6	61-2	6	18	35	0	56-2.5
ACC	14-12	245-17.5	15-42	.357	0-0	.000	1-8	.125	24-36	60-4.3	35-1	0	12	20	0	31-2.2
2009-10	11-3	159-14.5	10-28	.357	0-0	.000	9-15	.600	19-31	50-4.5	18-1	2	4	14	3	29-2.6
ACC	2-0	25-12.5	0-2	.000	0-0	.000	2-2	1.000	6-2	8-4.0	2-0	0	1	0	1	2-1.0
CAREER	33-19	540-16.4	35-93	.376	0-0	.000	15-36	.417	55-96	151-4.6	79-3	8	22	49	3	85-2.6
ACC	16-12	270-16.9	15-44	.341	0-0	.000	3-10	.300	30-38	68-4.3	37-1	0	13	20	1	33-2.1



WILL SHERRILL

#22

Junior • Forward • 6-9 • 217 • New York, N.Y. • Phillips Academy Andover

2009-10 SEASON:

- Made season debut at USF and had two points (2-2 FT) and one rebound
- Had two points and set a career high with six rebounds vs. Rider
- Had three points and three rebounds vs. Oral Roberts
- Set career highs with 18 points, seven FGs, four 3FGs, two assists and three steals, and tied a career high with six rebounds vs. Cleveland State in Cancun
- Made his first career start at Auburn and had three points and four rebounds
- Had eight points, four rebounds and two assists vs. NJIT
- Had nine points, four rebounds and two assists vs. Hampton
- Had four points and four rebounds vs. UTPA
- Had two points and four rebounds at NC State in first career ACC start

SINGLE GAME BESTS

POINTS

Season: 18 vs. Cleveland State (11/25/09)
 Career: 18 vs. Cleveland State (11/25/09)
 ACC: 2 at NCSU (1/9/10), vs. GT (1/13/10)

REBOUNDS

Season: 6 vs. Rider (11/19/09), vs. Cleveland St (11/25/09)
 Career: 6 vs. Rider (11/19/09), vs. Cleveland St (11/25/09)
 ACC: 4 at NC State (1/9/10)

FG MADE

Season: 7 vs. Cleveland State (11/25/09)
 Career: 7 vs. Cleveland State (11/25/09)
 ACC: 1 at NCSU (1/9/10), vs. GT (1/13/10)

FG ATTEMPTS

Season: 9 vs. Cleveland State (11/25/09)
 Career: 9 vs. Cleveland State (11/25/09)
 ACC: 5 at NC State (1/9/10)

3 PT FG MADE

Season: 4 vs. Cleveland State (11/25/09)
 Career: 4 vs. Cleveland State (11/25/09)
 ACC: --

3 PT FG ATTEMPTS

Season: 5 vs. Cleveland State (11/25/09)
 Career: 5 vs. Cleveland State (11/25/09)
 ACC: 2 vs. Miami (1/16/10)

FT MADE

Season: 2 at USF (11/16/09)
 Career: 2 at USF (11/16/09)
 ACC: 1 at Clemson (3/3/09)

FT ATTEMPTS

Season: 2 on four occasions
 Career: 2 on five occasions
 ACC: 2 at Clemson (3/3/09), vs. GT (1/13/10)

ASSISTS

Season: 2 on three occasions
 Career: 2 on three occasions
 ACC: --

TURNOVERS

Season: 2 vs. Rider (11/19/09)
 Career: 2 vs. Rider (11/19/09)
 ACC: --

BLOCKS

Season: 1 on three occasions
 Career: 1 on three occasions
 ACC: 1 at NC State (1/9/10)

STEALS

Season: 3 vs. Cleveland State (11/25/09)
 Career: 3 vs. Cleveland State (11/25/09)
 ACC: 2 vs. Miami (1/16/10)

MINUTES

Season: 26 vs. Hampton (12/23/09)
 Career: 26 vs. Hampton (12/23/09)
 ACC: 20 at NC State (1/9/10)

2009-10 GAME-BY-GAME:

Opponent	GP-GS	FG-FGA	3FG-3FGA	FT-FTA	Off-Def	Total	A	TO	Blk	Stl	PF	Min	Pts
Longwood	DNP												
at USF	1-0	0-0	0-0	2-2	0-1	1	0	0	0	0	0	4	2
Rider	2-0	1-4	0-0	0-0	2-4	6	1	2	0	1	1	16	2
Oral Roberts	3-0	1-1	1-1	0-0	1-2	3	0	0	0	0	4	11	3
vs. Stanford	4-0	0-2	0-1	0-0	1-0	1	0	0	1	1	1	9	0
vs. Cleveland St	5-0	7-9	4-5	0-0	2-4	6	2	0	1	3	3	24	18
Penn State	6-0	0-2	0-2	0-0	0-4	4	1	0	0	0	2	20	0
at Auburn	7-1	1-6	0-4	1-2	2-2	4	1	1	0	0	3	25	3
NJIT	8-2	3-6	2-4	0-0	2-2	4	2	1	0	0	0	22	8
Hampton	9-3	4-8	1-4	0-0	2-2	4	2	1	0	1	1	26	9
UAB	10-4	0-0	0-0	0-0	1-4	5	0	1	0	0	3	24	0
UTPA	11-5	1-1	1-1	1-2	4-0	4	1	1	0	0	3	18	4
at NC State	12-6	1-5	0-0	0-0	2-2	4	0	0	1	1	0	20	2
Georgia Tech	13-6	1-1	0-0	0-2	0-1	1	0	0	0	0	3	11	2
Miami	14-6	0-2	0-2	0-0	0-2	2	0	0	0	2	2	9	0
UNCW	15-6	1-1	1-1	0-0	0-0	0	0	0	0	1	0	14	3

CAREER STATISTICS

Year	G-GS	Min-Avg.	FG-FGA	Pct.	3FG-3FGA	Pct.	FT-FTA	Pct.	Off-Def.	Reb-Avg.	PF-DQ	Ast	TO	Blk	Stl	Pts-Avg
2007-08	7-0	12-1.7	3-3	1.000	1-1	1.000	0-0	.000	1-2	3-0.4	3-0	1	0	0	1	7-1.0
ACC	1-0	1-1.0	0-0	.000	0-0	.000	0-0	.000	0-0	0-0.0	0-0	0	0	0	0	0-0.0
2008-09	10-0	19-1.9	0-3	.000	0-1	.000	1-2	.500	2-1	3-0.3	2-0	1	2	0	0	1-0.1
ACC	5-0	5-1.0	0-1	.000	0-1	.000	1-2	.500	0-0	0-0.0	1-0	0	0	0	0	1-0.2
2009-10	15-6	253-16.9	21-48	.438	10-25	.400	4-8	.500	19-30	49-3.3	26-0	10	7	3	10	56-3.7
ACC	3-1	40-13.3	2-8	.250	0-2	.000	0-2	.000	2-5	7-2.3	5-0	0	0	1	3	4-1.3
CAREER	32-6	284-8.9	24-54	.444	11-27	.407	5-10	.500	22-33	55-1.7	31-0	12	9	3	11	64-2.0
ACC	9-1	46-5.1	2-9	.222	0-3	.000	1-4	.250	2-5	7-0.8	6-0	0	0	1	3	5-0.6



TRISTAN SPURLOCK

#24

Fr. • G/F • 6-8 • 217 • Woodbridge, Va. • Word of Life Christian Academy

2009-10 SEASON:

- Made collegiate debut vs. Longwood
- Scored first collegiate point at USF
- Had three points and two rebounds vs. Rider
- Had six points vs. NJIT
- Had five points and two rebounds vs. Hampton

SINGLE GAME BESTS

POINTS

Season: 6 vs. NJIT (12/21/09)
 Career: 6 vs. NJIT (12/21/09)
 ACC: --

REBOUNDS

Season: 2 vs. Rider (11/19/09), vs. Hampton (12/23/09)
 Career: 2 vs. Rider (11/19/09), vs. Hampton (12/23/09)
 ACC: --

FG MADE

Season: 3 vs. NJIT (12/21/09)
 Career: 3 vs. NJIT (12/21/09)
 ACC: --

FG ATTEMPTS

Season: 5 vs. NJIT (12/21/09), vs. Hampton (12/23/09)
 Career: 5 vs. NJIT (12/21/09), vs. Hampton (12/23/09)
 ACC: --

3 PT FG MADE

Season: 1 vs. Rider (11/19/09), vs. Hampton (12/23/09)
 Career: 1 vs. Rider (11/19/09), vs. Hampton (12/23/09)
 ACC: --

3 PT FG ATTEMPTS

Season: 3 vs. Rider (11/19/09)
 Career: 3 vs. Rider (11/19/09)
 ACC: --

FT MADE

Season: 1 at USF (11/16/09)
 Career: 1 at USF (11/16/09)
 ACC: --

FT ATTEMPTS

Season: 2 at USF (11/16/09)
 Career: 2 at USF (11/16/09)
 ACC: --

ASSISTS

Season: 1 vs. Hampton (12/23/09)
 Career: 1 vs. Hampton (12/23/09)
 ACC: --

TURNOVERS

Season: 2 at USF (11/16/09)
 Career: 2 at USF (11/16/09)
 ACC: --

BLOCKS

Season: --
 Career: --
 ACC: --

STEALS

Season: 1 vs. NJIT (12/21/09), vs. Hampton (12/23/09)
 Career: 1 vs. NJIT (12/21/09), vs. Hampton (12/23/09)
 ACC: --

MINUTES

Season: 9 at USF (11/16/09), vs. Hampton (12/23/09)
 Career: 9 at USF (11/16/09), vs. Hampton (12/23/09)
 ACC: 1 vs. Miami (1/16/10)

2009-10 GAME-BY-GAME:

Opponent	GP-GS	FG-FGA	3FG-3FGA	FT-FTA	Off-Def	Total	A	TO	Blk	Stl	PF	Min	Pts
Longwood	1-0	0-1	0-0	0-0	0-0	0	0	0	0	0	1	3	0
at USF	2-0	0-0	0-0	1-2	1-0	1	0	2	0	0	0	9	1
Rider	3-0	1-4	1-3	0-0	0-2	2	0	0	0	0	2	8	3
Oral Roberts	4-0	1-1	0-0	0-0	0-0	0	0	0	0	0	0	1	2
vs. Stanford	DNP												
vs. Cleveland St	DNP												
Penn State	DNP												
at Auburn	DNP												
NJIT	5-0	3-5	0-2	0-0	0-1	1	0	0	0	1	0	5	6
Hampton	6-0	2-5	1-2	0-1	1-1	2	1	1	0	1	0	9	5
UAB	DNP												
UTPA	7-0	0-0	0-0	0-0	0-1	1	0	0	0	0	0	1	0
at NC State	DNP												
Georgia Tech	DNP												
Miami	8-0	0-0	0-0	0-0	0-0	0	0	0	0	0	1	1	0
UNCW	DNP												

CAREER STATISTICS

Year	G-GS	Min-Avg.	FG-FGA	Pct.	3FG-3FGA	Pct.	FT-FTA	Pct.	Off-Def.	Reb-Avg.	PF-DQ	Ast	TO	Blk	Stl	Pts-Avg
2009-10	8-0	37-4.6	7-16	.438	2-7	.286	1-3	.333	2-5	7-0.9	4-0	1	3	0	2	17-2.1
ACC	1-0	1-1.0	0-0	.000	0-0	.000	0-0	.000	0-0	0-0.0	1-0	0	0	0	0	0-0.0
CAREER	8-0	37-4.6	7-16	.438	2-7	.286	1-3	.333	2-5	7-0.9	4-0	1	3	0	2	17-2.1
ACC	1-0	1-1.0	0-0	.000	0-0	.000	0-0	.000	0-0	0-0.0	1-0	0	0	0	0	0-0.0



SOLOMON TAT

#45

Sr. • G/F • 6-5 • 217 • Jos Plateau, Nigeria • Community Christian School

2009-10 SEASON:

- Team Tri-Captain
- Made season debut at USF
- Had four points and four rebounds vs. Rider
- Had one point and two rebounds vs. NJIT
- Had four points vs. Hampton
- Had one point vs. #23 Miami

SINGLE GAME BESTS

POINTS

Season: 4 vs. Rider (11/19/09), vs. Hampton (12/23/09)
 Career: 12 at Xavier (1/3/08)
 ACC: 8 at Virginia Tech (2/10/07)

REBOUNDS

Season: 4 vs. Rider (11/19/09)
 Career: 6 at Virginia Tech (2/10/07)
 ACC: 6 at Virginia Tech (2/10/07)

FG MADE

Season: 2 vs. Rider (11/19/09), vs. Hampton (12/23/09)
 Career: 3 at Virginia Tech (2/10/07), at Xavier (1/3/08)
 ACC: 3 at Virginia Tech (2/10/07)

FG ATTEMPTS

Season: 3 vs. Rider (11/19/09)
 Career: 9 at Virginia Tech (2/10/07)
 ACC: 9 at Virginia Tech (2/10/07)

3 PT FG MADE

Season: --
 Career: --
 ACC: --

3 PT FG ATTEMPTS

Season: --
 Career: 1 on five occasions
 ACC: 1 on three occasions

FT MADE

Season: 1 vs. NJIT (12/21/09), vs. Miami (1/16/10)
 Career: 6 at Xavier (1/3/08)
 ACC: 2 on four occasions

FT ATTEMPTS

Season: 2 vs. NJIT (12/21/09), vs. Miami (1/16/10)
 Career: 9 at Xavier (1/3/08)
 ACC: 2 on seven occasions

ASSISTS

Season: --
 Career: 5 vs. Gonzaga (1/3/07)
 ACC: 2 at Clemson (1/28/07), at Wake (3/3/07)

TURNOVERS

Season: 1 vs. NJIT (12/21/09), vs. Hampton (12/23/09)
 Career: 2 on eight occasions
 ACC: 2 on six occasions

BLOCKS

Season: --
 Career: 1 vs. Longwood (2/13/07)
 ACC: --

STEALS

Season: --
 Career: 2 vs. Stanford (1/7/07), vs. Md. (1/16/07)
 ACC: 2 vs. Maryland (1/16/07)

MINUTES


Season: 5 vs. NJIT (12/21/09)
 Career: 23 at Virginia Tech (2/10/07)
 ACC: 23 at Virginia Tech (2/10/07)

2009-10 GAME-BY-GAME:

Opponent	GP-GS	FG-FGA	3FG-3FGA	FT-FTA	Off-Def	Total	A	TO	Blk	Stl	PF	Min	Pts
Longwood	DNP												
at USF	1-0	0-0	0-0	0-0	0-0	0	0	0	0	0	0	2	0
Rider	2-0	2-3	0-0	0-1	1-3	4	0	0	0	0	0	4	4
Oral Roberts	3-0	0-0	0-0	0-0	0-0	0	0	0	0	0	0	1	0
vs. Stanford	DNP												
vs. Cleveland St	DNP												
Penn State	DNP												
at Auburn	DNP												
NJIT	4-0	0-0	0-0	1-2	1-1	2	0	1	0	0	1	5	1
Hampton	5-0	2-2	0-0	0-0	0-1	1	0	1	0	0	0	3	4
UAB	DNP												
UTPA	6-0	0-0	0-0	0-0	0-0	0	0	0	0	0	0	1	0
at NC State	DNP												
Georgia Tech	DNP												
Miami	7-0	0-0	0-0	1-2	0-0	0	0	0	0	0	1	1	1
UNCW	DNP												

CAREER STATISTICS

Year	G-GS	Min-Avg.	FG-FGA	Pct.	3FG-3FGA	Pct.	FT-FTA	Pct.	Off-Def.	Reb-Avg.	PF-DQ	Ast	TO	Blk	Stl	Pts-Avg
2006-07	20-0	165-8.3	14-40	.350	0-3	.000	12-19	.632	7-25	32-1.6	24-0	13	8	1	8	40-2.0
ACC	13-0	107-8.2	8-25	.320	0-1	.000	5-5	1.000	5-16	21-1.6	17-0	6	4	0	5	21-1.6
2007-08	15-0	100-6.7	11-24	.458	0-2	.000	13-17	.765	4-16	20-1.3	6-0	5	6	0	3	35-2.3
ACC	9-0	68-7.6	7-15	.467	0-2	.000	5-6	.833	1-12	13-1.4	4-0	3	4	0	3	19-2.1
2008-09	17-8	119-7.0	4-15	.267	0-0	.000	3-4	.750	6-10	16-0.9	17-1	5	10	0	3	11-0.6
ACC	12-8	101-8.4	3-14	.214	0-0	.000	1-2	.500	6-7	13-1.1	13-1	3	9	0	2	7-0.6
2009-10	7-0	17-2.4	4-5	.800	0-0	.000	2-5	.400	2-5	7-1.0	2-0	0	2	0	0	10-1.4
ACC	1-0	1-1.0	0-0	.000	0-0	.000	1-2	.500	0-0	0-0.0	1-0	0	0	0	0	1-1.0
CAREER	59-8	401-6.8	33-84	.393	0-5	.000	30-45	.667	19-56	75-1.3	49-1	23	26	1	14	96-1.6
ACC	35-8	277-7.9	18-54	.333	0-3	.000	12-15	.800	12-35	47-1.3	35-1	12	17	0	10	48-1.4



SAMMY ZEGLINSKI

#13

So. • G • 6-0 • 182 • Philadelphia, Pa. • The William Penn Charter School

2009-10 SEASON:

- Had 14 points and six rebounds vs. Longwood
- Had 12 points vs. Rider
- Had 13 points vs. Oral Roberts
- Had 10 points and four assists vs. Cleveland State in Cancun
- Had 16 points vs. Penn State
- Had a season-high 18 points and four assists at Auburn
- Had eight points, four rebounds and a career-high two blocks vs. NJIT
- Had 13 points vs. Hampton
- Had nine points and two steals vs. #24 UAB
- Had 13 points, and season-high totals of six assists and four steals vs. UTPA
- Had 10 points and a career-high eight rebounds at NC State
- Had 10 points vs. #20 Georgia Tech
- Had 10 points, seven rebounds and six assists vs. #23 Miami
- Had 10 points, tied a career high with eight rebounds and had five assists vs. UNC Wilmington
- Made at least two 3-pointers in each of the last 11 games (longest active streak in the ACC)
- Has already made more 3-pointers (38) this season than his team-leading total (33) last season
- Has 26 rebounds (6.5 rpg) in the last four games

2009-10 GAME-BY-GAME:

Opponent	GP-GS	FG-FGA	3FG-3FGA	FT-FTA	Off-Def	Total	A	TO	Blk	Stl	PF	Min	Pts
Longwood	1-1	5-10	4-7	0-2	0-6	6	4	5	0	1	3	37	14
at USF	2-2	1-4	0-1	0-0	0-0	0	2	2	1	2	4	24	2
Rider	3-3	4-5	2-2	2-4	0-4	4	2	1	0	1	1	25	12
Oral Roberts	4-4	4-7	3-6	2-2	1-2	3	1	0	0	0	2	23	13
vs. Stanford	5-5	1-5	0-2	0-0	0-6	6	3	1	0	1	4	33	2
vs. Cleveland St	6-6	4-7	2-5	0-0	0-3	3	4	3	0	2	1	38	10
Penn State	7-7	5-14	4-9	2-2	0-1	1	2	3	1	2	3	29	16
at Auburn	8-8	5-11	5-9	3-3	0-5	5	4	1	0	1	3	34	18
NJIT	9-9	3-5	2-4	0-0	2-2	4	0	1	2	0	2	23	8
Hampton	10-10	4-9	3-8	2-2	0-1	1	2	0	1	2	0	21	13
UAB	11-11	3-6	2-4	1-1	0-1	1	0	5	0	2	3	26	9
UTPA	12-12	5-7	3-4	0-0	0-2	2	6	2	0	4	1	29	13
at NC State	13-13	2-4	2-2	4-4	1-7	8	3	1	0	0	2	36	10
Georgia Tech	14-14	4-9	2-5	0-0	0-3	3	1	1	0	1	1	27	10
Miami	15-15	3-8	2-6	2-2	0-7	7	6	0	0	1	2	26	10
UNCW	16-16	4-10	2-4	0-0	1-7	8	5	3	0	2	1	30	10

SINGLE GAME BESTS

POINTS

Season: 18 at Auburn (12/7/09)
 Career: 24 vs. Liberty (11/25/08)
 ACC: 15 vs. Clemson (2/15/09)

REBOUNDS

Season: 8 at NC State (1/9/10), vs. UNCW (1/18/10)
 Career: 8 at NC State (1/9/10), vs. UNCW (1/18/10)
 ACC: 8 at NC State (1/9/10)

FG MADE

Season: 5 on four occasions
 Career: 8 vs. Liberty (11/25/08)
 ACC: 6 vs. Clemson (2/15/09)

FG ATTEMPTS

Season: 14 vs. Penn State (11/30/09)
 Career: 14 vs. Auburn (12/20/08), vs. Penn St (11/30/09)
 ACC: 11 at North Carolina (2/7/09)

3 PT FG MADE

Season: 5 at Auburn (12/7/09)
 Career: 6 vs. Liberty (11/25/08)
 ACC: 3 at GT (12/28/08), vs. Clemson (2/15/09)

3 PT FG ATTEMPTS

Season: 9 vs. Penn St (11/30/09), at Auburn (12/7/09)
 Career: 10 vs. Liberty (11/25/08)
 ACC: 9 at Georgia Tech (12/28/08)

FT MADE

Season: 4 at NC State (1/9/10)
 Career: 4 on three occasions
 ACC: 4 vs. FSU (1/24/09), at NCSU (1/9/10)

FT ATTEMPTS

Season: 4 vs. Rider (11/19/09), at NCSU (1/9/10)
 Career: 8 vs. Florida State (1/24/09)
 ACC: 8 vs. Florida State (1/24/09)

ASSISTS

Season: 6 vs. UTPA (1/5/10), Miami (1/16/10)
 Career: 8 at Virginia Tech (1/10/09)
 ACC: 8 at Virginia Tech (1/10/09)

TURNOVERS

Season: 5 vs. Longwood (11/13/09), vs. UAB (12/30/09)
 Career: 6 vs. Clemson (2/15/09)
 ACC: 6 vs. Clemson (2/15/09)

BLOCKS

Season: 2 vs. NJIT (12/21/09)
 Career: 2 vs. NJIT (12/21/09)
 ACC: --

STEALS

Season: 4 vs. UT-Pan American (1/5/10)
 Career: 5 vs. Florida State (1/24/09)
 ACC: 5 vs. Florida State (1/24/09)

MINUTES

Season: 38 vs. Cleveland State (11/25/09)
 Career: 39 at Georgia Tech (12/28/08)
 ACC: 39 at Georgia Tech (12/28/08)

CAREER STATISTICS

Year	G-GS	Min-Avg.	FG-FGA	Pct.	3FG-3FGA	Pct.	FT-FTA	Pct.	Off-Def.	Reb-Avg.	PF-DQ	Ast	TO	Blk	Stl	Pts-Avg
2007-08	8-0	62-7.8	3-12	.250	1-7	.143	0-2	.000	3-6	9-1.1	8-0	15	9	1	3	7-0.9
ACC	0-0															
2008-09	28-15	669-23.9	82-213	.385	33-105	.314	20-35	.571	9-57	66-2.4	68-2	84	70	2	36	217-7.8
ACC	16-7	362-22.6	32-101	.317	12-56	.214	6-16	.375	6-27	33-2.1	33-0	44	37	0	18	82-5.1
2009-10	16-16	461-28.8	57-121	.471	38-78	.487	18-22	.818	5-57	62-3.9	33-0	45	29	5	22	170-10.6
ACC	3-3	89-29.7	9-21	.429	6-13	.462	6-6	1.000	1-17	18-6.0	5-0	10	2	0	2	30-10.0
CAREER	52-31	1192-22.9	142-346	.410	72-190	.379	38-59	.644	17-120	137-2.6	109-2	144	108	8	61	394-7.6
ACC	19-10	451-23.7	41-122	.336	18-69	.261	12-22	.545	7-44	51-2.7	38-0	54	39	0	20	112-5.9

VIRGINIA TEAM AND INDIVIDUAL HIGHS FOR THE 2009-10 SEASON

Team Points:	85	vs. Longwood (85-72)	Individual Points:	23	Sylvan Landesberg vs. Longwood Sylvan Landesberg at NC State
FG Att:	62	vs. NJIT (24-62)	FG Att:	20	Sylvan Landesberg (8-20) at Auburn
FG Made:	30	on three occasions	FG Made:	10	Mike Scott (10-15) vs. UT-Pan American
FG %:	60.0	vs. Longwood (30-50)	FG %:⁽¹⁾	88.9	Mike Scott (8-9) vs. Rider
3-FG Att:	23	vs. Hampton (11-23)	3-FG Att:	9	Sammy Zeglinski (4-9) vs. Penn State; Zeglinski (5-9) at Auburn
3-FG Made:	11	vs. Hampton (11-23)	3-FG Made:	5	Sammy Zeglinski (5-9) at Auburn
3-FG %:	58.8	vs. Cleveland State (10-17)	3-FG %:⁽²⁾	100.0	Jeff Jones (4-4) at Auburn
FT Att:	27	vs. Oral Roberts (20-27)	FT Att:	10	Sylvan Landesberg (7-10) vs. UAB Sylvan Landesberg (9-10) vs. UNC Wilmington Sylvan Landesberg (9-9) vs. Georgia Tech Sylvan Landesberg (9-10) vs. UNC Wilmington
FT Made:	23	vs. Georgia Tech (23-26)	FT Made:	9	Sylvan Landesberg (9-9) vs. Georgia Tech Sylvan Landesberg (9-10) vs. UNC Wilmington
FT %:	95.0	at NC State (19-20)	FT %:⁽¹⁾	100.0	Sylvan Landesberg (9-9) vs. Georgia Tech
Rebounds:	46	vs. NJIT	Rebounds:	13	Mike Scott vs. Longwood
Assists:	22	vs. Hampton vs. UT-Pan American	Assists:	7	Calvin Baker vs. UT-Pan American
Turnovers:	16	vs. Longwood	Turnovers:	5	Sammy Zeglinski vs. Longwood; Zeglinski vs. UAB
Blocks:	7	vs. Hampton	Blocks:	5	Assane Sene vs. Hampton
Steals:	12	vs. UNC Wilmington	Steals:	4	Sammy Zeglinski vs. UT-Pan American
Fouls:	25	vs. Penn State			

OPPONENT TEAM AND INDIVIDUAL HIGHS FOR THE 2009-10 SEASON

Team Points:	75	by Georgia Tech (75-82)	Individual Points:	32	Talor Battle (Penn State)
FG Att:	64	by Georgia Tech (33-64)	FG Att:	22	Elijah Millsap (13-22, UAB)
FG Made:	33	by Georgia Tech (33-64)	FG Made:	13	Elijah Millsap (13-22, UAB)
FG %:	55.3	by Cleveland State (26-47)	FG %:⁽¹⁾	100.0	Aaron Pogue (5-5, Cleveland State) Brendon Knox (5-5, Auburn)
3-FG Att:	26	by Auburn (10-26)	3-FG Att:	9	Talor Battle (5-9, Penn State) Frankie Sullivan (4-9, Auburn)
3-FG Made:	11	by UNC Wilmington (11-24)	3-FG Made:	5	Talor Battle (5-9, Penn State) Ahmad Grant (5-6, UNCW)
3-FG %:	50.0	by Stanford (8-16)	3-FG %:⁽²⁾	100.0	Justin Leemow (3-3, USF)
FT Att:	26	by NC State (16-26) by Miami (19-26)	FT Att:	13	Talor Battle (9-13, Penn State)
FT Made:	19	by Miami (19-26)	FT Made:	9	Talor Battle (9-13, Penn State)
FT %:	80.0	by UNC Wilmington (4-5)	FT %:⁽¹⁾	100.0	Augustus Gilchrist (7-7, USF)
Rebounds:	38	by Penn State	Rebounds:	13	Landry Fields (Stanford)
Assists:	16	by UNC Wilmington	Assists:	8	Chad Tomko (UNC Wilmington)
Turnovers:	16	by UNC Wilmington	Turnovers:	6	Augustus Gilchrist (USF)
Blocks:	5	by Rider, by Georgia Tech	Blocks:	3	Augustus Gilchrist (USF)
Steals:	9	by Longwood	Steals:	4	Dominique Jones (USF)
Fouls:	20	by Oral Roberts			Chad Tomko (UNC Wilmington)

VIRGINIA AND OPPONENT TEAM LOWS FOR THE 2009-10 SEASON

Virginia Points:	49	at USF (49-66)	Opponent Points:	37	by NJIT (37-68)
FG Att:	45	vs. Stanford (17-45)	FG Att:	45	by USF (24-45)
FG Made:	17	at USF (17-52) vs. Stanford (17-45)	FG Made:	13	by NJIT (13-48)
FG %:	32.7	at USF (17-52)	FG %:	27.1	by NJIT (13-48)
3-FG Att:	10	vs. UNC Wilmington (3-10)	3-FG Att:	11	by USF (5-11)
3-FG Made:	2	at USF (2-12)	3-FG Made:	2	by UAB (2-14)
3-FG %:	16.7	at USF (2-12)	3-FG %:	14.3	by UAB (2-14)
FT Att:	9	vs. UT-Pan American (5-9)	FT Att:	5	by UNC Wilmington (4-5)
FT Made:	5	vs. UT-Pan American (5-9)	FT Made:	3	by Georgia Tech (3-11)
FT %:	55.6	vs. UT-Pan American (5-9)	FT %:	27.3	by Georgia Tech (3-11)
Rebounds:	24	at USF	Rebounds:	18	by Cleveland State
Assists:	7	at USF	Assists:	5	by UT-Pan American
Turnovers:	7	vs. NJIT, vs. Georgia Tech	Turnovers:	9	by NC State
Blocks:	0	vs. UNC Wilmington	Blocks:	1	on three occasions
Steals:	4	vs. Penn State	Steals:	2	by NC State
Fouls:	9	vs. NJIT, vs. UNC Wilmington	Fouls:	12	by Hampton

(1) Min. 5 made; (2) Min. 3 made

THE CAVALIERS' RECORD IN 2009-10 WHEN UVa:

leads at halftime.....	8-3
trails at halftime.....	4-1
tied at halftime.....	0-0
goes into overtime.....	0-0
leads by 10 or more points.....	10-2
trails by 10 or more points.....	3-2
shoots 50% or better.....	6-0
shoots less than 50%.....	6-4
shoots less than 45%.....	4-4
shoots less than 40%.....	1-2
opponent shoots 50% or better.....	3-1
opponent shoots less than 50%.....	9-3
opponent shoots less than 45%.....	7-2
opponent shoots less than 40%.....	5-1
has higher FG% than opponent.....	9-0
has lower FG% than opponent.....	3-4
has same FG% as opponent.....	0-0
outrounds its opponent.....	10-0
is outrebounded by opponent.....	1-4
has same rebounds as opponent.....	1-0
has more offensive rebounds than opponent.....	10-2
has fewer offensive rebounds than opponent.....	2-2
has same offensive rebounds as opponent.....	0-0
has fewer turnovers than opponent.....	9-3
has more turnovers than opponent.....	2-1
has same turnovers as opponent.....	1-0
has fewer than 10 turnovers.....	3-3
opponent has fewer than 10 turnovers.....	1-0
shoots more FTs than opponent.....	8-1
shoots fewer FTs than opponent.....	4-3
shoots the same FTs as opponent.....	0-0
has game decided by 10 points or less.....	4-3
has game decided by 5 points or less.....	1-3
scores <60 points.....	0-2
scores 60-69 points.....	2-2
scores 70-79 points.....	7-0
scores 80-89 points.....	3-0
scores 90+ points.....	0-0
allows <60 points.....	6-1
allows 60-69 points.....	4-3
allows 70-79 points.....	2-0
allows 80-89 points.....	0-0
allows 90+ points.....	0-0
wins the tip.....	4-2
loses the tip.....	8-2

VIRGINIA IN ITS 12 WINS:

UVa's FG percentage.....	48.5 (323-666)
UVa's FT percentage.....	78.9 (179-227)
UVa's 3FG percentage.....	44.1 (79-179)
UVa's offensive rebounds /game.....	10.9 (131)
UVa's rebounds/game.....	37.0 (444)
UVa's rebound margin/game.....	+8.8 (37.0-28.2)
UVa's assists/game.....	15.7 (188)
UVa's turnovers/game.....	10.3 (124)
UVa's points/game.....	75.3 (904)
Opponent's FG percentage.....	41.6 (268-645)
Opponent's points./game.....	58.8 (706)
Opponent's turnovers/game.....	12.6 (151)
Opponent's FT attempts/game.....	14.0 (168)

VIRGINIA IN ITS 4 LOSSES:

UVa's FG percentage.....	38.9 (84-216)
UVa's FT percentage.....	67.2 (43-64)
UVa's 3FG percentage.....	34.3 (23-67)
UVa's offensive rebounds /game.....	9.5 (38)
UVa's rebounds/game.....	31.3 (125)
UVa's rebound margin/game.....	-4.7 (31.3-36.0)
UVa's assists/game.....	10.0 (40)
UVa's turnovers/game.....	9.8 (39)
UVa's points/game.....	58.5 (234)
Opponent's FG percentage.....	45.6 (93-204)
Opponent's points./game.....	65.0 (260)
Opponent's turnovers/game.....	11.5 (46)
Opponent's FT attempts/game.....	18.8 (75)

ADDITIONAL TEAM INFORMATION ...

Largest halftime lead:
 Largest halftime deficit:
 Largest halftime deficit overcome in a victory:
 Largest halftime lead surrendered in a loss:
 Largest deficit overcome in a victory:

Largest lead surrendered in a loss:
 Largest deficit at any time:
 Largest lead at any time:
 Most consecutive points scored:
 Most consecutive points allowed:

22 vs. Longwood, Nov. 13 (49-27)
 7 vs. Cleveland State, Nov. 25 (27-34)
 7 vs. Cleveland State, Nov. 25 (27-34)
 6 vs. Penn State, Nov. 30 (27-21)
 10 vs. Cleveland State, Nov. 25 (down 29-39 @ 17:33, 2nd Half)
 10 at NC State, Jan. 9 (down 33-43 @ 12:35, 2nd Half)
 10 vs. UNCW, Jan. 18 (down 14-24 @ 10:45, 1st Half)
 11 at Auburn, Dec. 7 (led 25-14 @ 8:16, 1st Half)
 21 at USF, Nov. 16 (45-66 @ 0:57 2nd Half)
 33, vs. Rider, Nov. 19, (73-40 @ 4:28 2nd Half)
 20 vs. UNC Wilmington, Jan. 18
 15 vs. UNC Wilmington, Jan. 18

VIRGINIA'S LEADING PERFORMERS IN 2009-10 ...

OPPONENT	SCORE	POINTS	REBOUNDS	ASSISTS
Longwood	85-72	Sylven Landesberg (23)	Mike Scott (13)	Three players (4)
at USF	49-66	Sylven Landesberg (14)	Jeff Jones (5), Mike Scott (5)	Three players (2)
Rider	79-46	Mike Scott (17)	Mike Scott (9)	Mike Scott (3)
Oral Roberts	76-55	Mike Scott (15)	Mike Scott (10)	Mustapha Farrakhan (4)
vs. Stanford	52-57	Jeff Jones (17)	Mike Scott (9)	Scott (3), Zeglinski (3)
vs. Cleveland State	76-65	Sylven Landesberg (20)	Mike Scott (8)	Sylven Landesberg (5)
Penn State	66-69	Sylven Landesberg (18)	Mike Scott (11)	Four players (2)
at Auburn	67-68	Sylven Landesberg (20)	Sammy Zeglinski (5)	Jontel Evans (5)
NJIT	68-37	Jeff Jones (11)	Assane Sene (11)	Jontel Evans (3)
Hampton	80-54	Sylven Landesberg (14)	Sylven Landesberg (12)	Sylven Landesberg (6)
#24 UAB	72-63	Sylven Landesberg (19)	Mike Scott (7)	Calvin Baker (6)
Texas-Pan American	72-53	Mike Scott (22)	Mike Scott (7)	Calvin Baker (7)
at NC State	70-62	Sylven Landesberg (23)	Sammy Zeglinski (8)	Baker (3), Zeglinski (3)
#20 Georgia Tech	82-75	Sylven Landesberg (22)	Four players (6)	Sylven Landesberg (5)
#23 Miami	75-57	Sylven Landesberg (18)	Zeglinski (7), Evans (7)	Sammy Zeglinski (6)
UNC Wilmington	69-67	Sylven Landesberg (19)	Sammy Zeglinski (8)	Sammy Zeglinski (5)

LED VIRGINIA IN...
SCORING

	'10	'09	'08	'07	Career
Landesberg	11	16			27
Scott	3	2	-		5
Jones	2	2	1		5
Baker	-	2	1		3
Zeglinski	-	1	-		1

REBOUNDING

	'10	'09	'08	'07	Career
Scott	10	13	8		31
Zeglinski	4	1	-		5
Landesberg	2	9			11
Sene	2	5			7
Meyinsse	1	-	1	-	2
Jones	1	1	-		2
Evans	1				1
Baker	-	-	3		3
Tat	-	-	-	1	1

ASSISTS

	'10	'09	'08	'07	Career
Zeglinski	7	13	-		20
Landesberg	6	8			14
Baker	4	11	5		20
Farrakhan	4	2	-		6
Scott	2	3	-		5
Evans	2				2
Tat	-	-	-	2	2
Jones	-	1	-		1

The Automated ScoreBook
Virginia Season Schedule/Results & Leaders (as of Jan 18, 2010)
All games

RECORD:	OVERALL	HOME	AWAY	NEUTRAL
ALL GAMES	12-4	10-1	1-2	1-1
CONFERENCE	3-0	2-0	1-0	0-0
NON-CONFERENCE	9-4	8-1	0-2	1-1

Date	Opponent	Score	Att. High Points	High Rebounds
11/13/09	LONGWOOD	W 85-72	10787 (23)Sylvn Landesberg	(13)Mike Scott
11/16/09	at USF	L 49-66	4193 (14)Sylvn Landesberg	(5)Mike Scott (5)Jeff Jones
11/19/09	RIDER	W 79-46	8061 (17)Mike Scott	(9)Mike Scott
11/21/09	ORAL ROBERTS	W 76-55	8829 (15)Mike Scott	(10)Mike Scott
11/24/09	#vs Stanford	L 52-57	200 (17)Jeff Jones	(9)Mike Scott
11/25/09	#vs Cleveland State	W 76-65	(20)Sylvn Landesberg	(8)Mike Scott
11/30/09	PENN STATE	L 66-69	8898 (18)Sylvn Landesberg	(11)Mike Scott
12/07/09	at Auburn	L 67-68	5493 (20)Sylvn Landesberg	(5)Sammy Zeglinski
12/21/09	NJIT	W 68-37	7264 (11)Jeff Jones	(11)Assane Sene
12/23/09	HAMPTON	W 80-54	7803 (14)Sylvn Landesberg	(12)Sylvn Landesberg
12/30/09	UAB	W 72-63	9444 (19)Sylvn Landesberg	(7)Mike Scott
01/05/10	TEXAS-PANAMERICAN	W 72-53	7574 (22)Mike Scott	(7)Mike Scott
1/9/10	*at NC State	W 70-62	16289 (23)Sylvn Landesberg	(8)Sammy Zeglinski
01/13/10	*GEORGIA TECH	W 82-75	8924 (22)Sylvn Landesberg	(6)Sylvn Landesberg (6)Mike Scott (6)Jerome Meyinsse
01/16/10	*MIAMI	W 75-57	11413 (18)Sylvn Landesberg	(7)Sammy Zeglinski (7)Jontel Evans
01/18/10	UNC WILMINGTON	W 69-67	10420 (19)Sylvn Landesberg	(8)Sammy Zeglinski

* = Conference game

= Cancun, Mexico

Attendance Summary	Games	Attend	Avg/Game
Home	11	99417	9038
Away	3	25975	8658
Neutral	2	200	100
Total	16	125592	7850

The Automated ScoreBook
Virginia Points-Rebounds-Assists (as of Jan 18, 2010)
All games

Opponent	Date	Score		01	02	04	05	13	15	22
				EVANS,JONT	FARRAKHAN	BAKER,CALV	SENE,ASSAN	ZEGLINSKI,	LANDESBER	SHERRILL,W
LONGWOOD	11/13/09	85-72	w	4-2-1	17-5-4	DNP	DNP	14-6-4	23-6-4	DNP
at USF	11/16/09	49-66	L	2-0-0	3-1-2	5-2-1	DNP	2-0-2	14-2-2	2-1-0
RIDER	11/19/09	79-46	w	0-1-2	8-1-2	8-2-2	DNP	12-4-2	10-4-1	2-6-1
ORAL ROBERTS	11/21/09	76-55	w	0-0-0	13-2-4	4-0-2	8-7-0	13-3-1	14-7-3	3-3-0
vs Stanford	11/24/09	52-57	L	0-0-0	3-1-1	1-1-1	2-3-0	2-6-3	16-4-2	0-1-0
vs Cleveland State	11/25/09	76-65	w	0-0-0	11-1-2	0-0-1	0-1-0	10-3-4	20-5-5	18-6-2
PENN STATE	11/30/09	66-69	L	0-0-0	5-0-2	2-1-2	DNP	16-1-2	18-5-2	0-4-1
at Auburn	12/07/09	67-68	L	4-2-5	0-1-1	2-1-1	2-3-0	18-5-4	20-3-1	3-4-1
NJIT	12/21/09	68-37	w	7-5-3	0-2-2	9-2-1	4-11-1	8-4-0	10-5-1	8-4-2
HAMPTON	12/23/09	80-54	w	4-3-3	10-1-2	5-2-4	8-8-1	13-1-2	14-12-6	9-4-2
UAB	12/30/09	72-63	w	9-0-3	10-2-2	8-2-6	1-2-0	9-1-0	19-6-4	0-5-0
TEXAS-PAN AMERICAN	01/05/10	72-53	w	5-1-3	0-2-1	5-3-7	0-5-0	13-2-6	20-6-3	4-4-1
at NC State	1/9/10	70-62	w	2-1-2	3-3-1	2-2-3	DNP	10-8-3	23-5-0	2-4-0
GEORGIA TECH	01/13/10	82-75	w	0-0-3	15-1-4	2-1-0	2-6-0	10-3-1	22-6-5	2-1-0
MIAMI	01/16/10	75-57	w	4-7-4	13-3-2	4-1-2	0-2-0	10-7-6	18-2-3	0-2-0
UNC WILMINGTON	01/18/10	69-67	w	4-2-3	3-2-0	0-1-1	2-2-0	10-8-5	19-5-0	3-0-0

Opponent	Date	Score		23	24	32	45	55
				JONES,JEFF	SPURLOCK,T	SCOTT,MIKE	TAT,SOLOMO	MEYINSSE,J
LONGWOOD	11/13/09	85-72	w	10-1-1	0-0-0	12-13-0	DNP	5-2-0
at USF	11/16/09	49-66	L	7-5-0	1-1-0	9-5-0	0-0-0	4-4-0
RIDER	11/19/09	79-46	w	11-1-0	3-2-0	17-9-3	4-4-0	4-2-2
ORAL ROBERTS	11/21/09	76-55	w	2-0-0	2-0-0	15-10-2	0-0-0	2-6-0
vs Stanford	11/24/09	52-57	L	17-1-0	DNP	7-9-3	DNP	4-8-0
vs Cleveland State	11/25/09	76-65	w	0-2-0	DNP	15-8-3	DNP	2-2-0
PENN STATE	11/30/09	66-69	L	3-0-0	DNP	17-11-1	DNP	5-6-0
at Auburn	12/07/09	67-68	L	16-2-0	DNP	DNP	DNP	2-3-0
NJIT	12/21/09	68-37	w	11-2-0	6-1-0	DNP	1-2-0	4-5-1
HAMPTON	12/23/09	80-54	w	8-1-1	5-2-1	DNP	4-1-0	0-1-0
UAB	12/30/09	72-63	w	0-0-0	DNP	10-7-0	DNP	6-3-0
TEXAS-PAN AMERICAN	01/05/10	72-53	w	1-1-0	0-1-0	22-7-1	0-0-0	2-1-0
at NC State	1/9/10	70-62	w	8-1-0	DNP	14-7-2	DNP	6-5-0
GEORGIA TECH	01/13/10	82-75	w	9-2-1	DNP	12-6-1	DNP	8-6-2
MIAMI	01/16/10	75-57	w	9-0-0	0-0-0	10-4-2	1-0-0	6-4-0
UNC WILMINGTON	01/18/10	69-67	w	2-0-1	DNP	12-3-2	DNP	14-3-0

The Automated ScoreBook
Virginia Team Game-by-Game Comparison (as of Jan 18, 2010)
All games

Opponent	1st	2nd	Score	Mar	Total FG	FG Pct	3-Pointers	3FG Pct	Free Throws	FT Pct	Rebounds	Assist	T/Over	Block	Steal	Fouls
LONGWOOD	49/27	36/45	85-72	+13	30-50/29-61	.600/.475	6-14/8-22	.429/.364	19-24/6-10	.792/.600	36/21 +15	14/12	16/11	2/1	6/9	14/19
USF	27/31	22/35	49-66	(17)	17-52/24-45	.327/.533	2-12/5-11	.167/.455	13-17/13-18	.765/.722	24/35 (11)	7/11	9/14	1/4	5/6	17/17
RIDER	36/22	43/24	79-46	+33	29-56/17-51	.518/.333	7-16/7-23	.438/.304	14-19/5-12	.737/.417	42/27 +15	15/10	10/14	3/5	5/3	14/16
ORAL ROBERTS	41/35	35/20	76-55	+21	25-55/18-56	.455/.321	6-15/7-17	.400/.412	20-27/12-20	.741/.600	44/35 +9	12/7	10/14	3/3	5/4	17/20
Stanford	31/30	21/27	52-57	(5)	17-45/21-54	.378/.389	4-18/8-16	.222/.500	14-24/7-15	.583/.467	35/36 (1)	10/11	13/10	4/1	8/5	18/18
Cleveland State	27/34	49/31	76-65	+11	28-53/26-47	.528/.553	10-17/9-21	.588/.429	10-14/4-8	.714/.500	32/18 +14	17/14	10/10	2/3	6/7	10/16
PENN STATE	27/21	39/48	66-69	(3)	25-61/23-52	.410/.442	8-15/6-17	.533/.353	8-13/17-25	.615/.680	35/38 (3)	10/12	8/10	3/3	4/4	25/17
Auburn	34/32	33/36	67-68	(1)	25-58/25-53	.431/.472	9-22/10-26	.409/.385	8-10/8-17	.800/.471	31/35 (4)	13/12	9/12	4/3	6/4	21/15
NJIT	32/19	36/18	68-37	+31	24-62/13-48	.387/.271	7-20/6-17	.350/.353	13-17/5-10	.765/.500	46/31 +15	12/8	7/14	5/2	11/4	9/15
HAMPTON	48/28	32/26	80-54	+26	30-60/20-54	.500/.370	11-23/6-21	.478/.286	9-10/8-12	.900/.667	41/26 +15	22/7	11/13	7/4	6/6	12/12
UAB	30/35	42/28	72-63	+9	25-52/28-59	.481/.475	6-13/2-14	.462/.143	16-21/5-15	.762/.333	32/33 (1)	15/7	12/13	6/1	6/3	17/18
TEXAS-PAN AMERICAN	40/23	32/30	72-53	+19	30-53/20-48	.566/.417	7-12/4-14	.583/.286	5-9/9-13	.556/.692	33/25 +8	22/5	11/14	3/2	8/4	14/13
NC State	26/30	44/32	70-62	+8	23-54/21-52	.426/.404	5-11/4-14	.455/.286	19-20/16-26	.950/.615	36/30 +6	11/14	10/9	4/2	6/2	16/19
GEORGIA TECH	38/39	44/36	82-75	+7	27-61/33-64	.443/.516	5-14/6-17	.357/.353	23-26/3-11	.885/.273	36/33 +3	17/15	7/11	1/5	6/4	14/19
MIAMI	33/21	42/36	75-57	+18	29-56/17-54	.518/.315	6-14/4-19	.429/.211	11-16/19-26	.688/.731	34/34 -	19/8	9/12	1/4	6/5	17/19
UNC WILMINGTON	34/27	35/40	69-67	+2	23-54/26-51	.426/.510	3-10/11-24	.300/.458	20-24/4-5	.833/.800	32/25 +7	12/16	11/16	0/4	12/4	9/16

Note: Game totals are displayed in the format TEAM/OPPONENT for each category

The Automated ScoreBook
Virginia Game-by-Game Highs (as of Jan 18, 2010)
All games

Opponent	Date	Score	Points	Rebounds	Assists	Steals	Blocked shots
LONGWOOD	11/13/09	85-72	23-Syven Landesberg	13-Mike Scott	4-Syven Landesberg Mustapha Farrakhan Sammy Zeglinski	1-Mike Scott Jontel Evans Jeff Jones Syven Landesberg Mustapha Farrakhan Sammy Zeglinski	2-Mike Scott
at USF	11/16/09	49-66	14-Syven Landesberg	5-Jeff Jones Mike Scott	2-Sammy Zeglinski Mustapha Farrakhan Syven Landesberg	2-Sammy Zeglinski	1-Sammy Zeglinski
RIDER	11/19/09	79-46	17-Mike Scott	9-Mike Scott	3-Mike Scott	1-Calvin Baker Jeff Jones Will Sherrill Sammy Zeglinski Mustapha Farrakhan	2-Jerome Meyinsse
ORAL ROBERTS	11/21/09	76-55	15-Mike Scott	10-Mike Scott	4-Mustapha Farrakhan	1-Calvin Baker Syven Landesberg Jeff Jones Mike Scott Mustapha Farrakhan	2-Syven Landesberg
vs Stanford	11/24/09	52-57	17-Jeff Jones	9-Mike Scott	3-Sammy Zeglinski Mike Scott	2-Jeff Jones	1-Will Sherrill Mike Scott Syven Landesberg Jerome Meyinsse
vs Cleveland State	11/25/09	76-65	20-Syven Landesberg	8-Mike Scott	5-Syven Landesberg	3-Will Sherrill	1-Will Sherrill Mustapha Farrakhan
PENN STATE	11/30/09	66-69	18-Syven Landesberg	11-Mike Scott	2-Syven Landesberg Calvin Baker Mustapha Farrakhan Sammy Zeglinski	2-Sammy Zeglinski	1-Syven Landesberg Jerome Meyinsse Sammy Zeglinski
at Auburn	12/07/09	67-68	20-Syven Landesberg	5-Sammy Zeglinski	5-Jontel Evans	3-Jontel Evans	3-Assane Sene
NJIT	12/21/09	68-37	11-Jeff Jones	11-Assane Sene	3-Jontel Evans	3-Syven Landesberg	2-Sammy Zeglinski Assane Sene
HAMPTON	12/23/09	80-54	14-Syven Landesberg	12-Syven Landesberg	6-Syven Landesberg	2-Sammy Zeglinski	5-Assane Sene
UAB	12/30/09	72-63	19-Syven Landesberg	7-Mike Scott	6-Calvin Baker	2-Jontel Evans Sammy Zeglinski	2-Mustapha Farrakhan Assane Sene
TEXAS-PAN AMERICAN	01/05/10	72-53	22-Mike Scott	7-Mike Scott	7-Calvin Baker	4-Sammy Zeglinski	1-Assane Sene Mike Scott Jerome Meyinsse
at NC State	1/9/10	70-62	23-Syven Landesberg	8-Sammy Zeglinski	3-Sammy Zeglinski Calvin Baker	2-Jontel Evans	2-Jerome Meyinsse
GEORGIA TECH	01/13/10	82-75	22-Syven Landesberg	6-Assane Sene Jerome Meyinsse Mike Scott Syven Landesberg	5-Syven Landesberg	3-Mustapha Farrakhan	1-Syven Landesberg
MIAMI	01/16/10	75-57	18-Syven Landesberg	7-Jontel Evans Sammy Zeglinski	6-Sammy Zeglinski	2-Will Sherrill	1-Mustapha Farrakhan
UNC WILMINGTON	01/18/10	69-67	19-Syven Landesberg	8-Sammy Zeglinski	5-Sammy Zeglinski	3-Jontel Evans	None

The Automated ScoreBook
Virginia Team Game-by-Game (as of Jan 18, 2010)
All games

TEAM STATISTICS

Opponent	Date	Score	W	Total		3-Pointers		Free throws		Rebounds				pf	a	t/o	blk	stl	pts	avg
				fg-fga	pct	3fg-fga	pct	ft-fa	pct	off	def	tot	avg							
LONGWOOD	11/13/09	85-72	W	30-50	.600	6-14	.429	19-24	.792	5	31	36	36.0	14	14	16	2	6	85	85.0
at USF	11/16/09	49-66	L	17-52	.327	2-12	.167	13-17	.765	9	15	24	30.0	17	7	9	1	5	49	67.0
RIDER	11/19/09	79-46	W	29-56	.518	7-16	.438	14-19	.737	11	31	42	34.0	14	15	10	3	5	79	71.0
ORAL ROBERTS	11/21/09	76-55	W	25-55	.455	6-15	.400	20-27	.741	13	31	44	36.5	17	12	10	3	5	76	72.2
vs Stanford	11/24/09	52-57	L	17-45	.378	4-18	.222	14-24	.583	8	27	35	36.2	18	10	13	4	8	52	68.2
vs Cleveland State	11/25/09	76-65	W	28-53	.528	10-17	.588	10-14	.714	12	20	32	35.5	10	17	10	2	6	76	69.5
PENN STATE	11/30/09	66-69	L	25-61	.410	8-15	.533	8-13	.615	11	24	35	35.4	25	10	8	3	4	66	69.0
at Auburn	12/07/09	67-68	L	25-58	.431	9-22	.409	8-10	.800	10	21	31	34.9	21	13	9	4	6	67	68.8
NJIT	12/21/09	68-37	W	24-62	.387	7-20	.350	13-17	.765	15	31	46	36.1	9	12	7	5	11	68	68.7
HAMPTON	12/23/09	80-54	W	30-60	.500	11-23	.478	9-10	.900	17	24	41	36.6	12	22	11	7	6	80	69.8
UAB	12/30/09	72-63	W	25-52	.481	6-13	.462	16-21	.762	9	23	32	36.2	17	15	12	6	6	72	70.0
TEXAS-PAN AMERICAN	01/05/10	72-53	W	30-53	.566	7-12	.583	5-9	.556	7	26	33	35.9	14	22	11	3	8	72	70.2
at NC State	1/9/10	70-62	W	23-54	.426	5-11	.455	19-20	.950	9	27	36	35.9	16	11	10	4	6	70	70.2
GEORGIA TECH	01/13/10	82-75	W	27-61	.443	5-14	.357	23-26	.885	15	21	36	35.9	14	17	7	1	6	82	71.0
MIAMI	01/16/10	75-57	W	29-56	.518	6-14	.429	11-16	.688	7	27	34	35.8	17	19	9	1	6	75	71.3
UNC WILMINGTON	01/18/10	69-67	W	23-54	.426	3-10	.300	20-24	.833	11	21	32	35.6	9	12	11	0	12	69	71.1
Virginia		1138		407-882	.461	102-246	.415	222-291	.763	169	400	569	35.6	244	228	163	49	106	1138	71.1
Opponents		966		361-849	.425	103-293	.352	141-243	.580	135	347	482	30.1	269	169	197	47	74	966	60.4

Games played: 16
Points/game: 71.1
FG Pct: 46.1
3FG Pct: 41.5
FT Pct: 76.3

Rebounds/game: 35.6
Assists/game: 14.3
Turnovers/game: 10.2
Assist/turnover ratio: 1.4
Steals/game: 6.6
Blocks/game: 3.1

The Automated ScoreBook
Virginia Overall Team Statistics (as of Jan 18, 2010)
All games

TEAM STATISTICS	VA	OPP
SCORING	1138	966
Points per game	71.1	60.4
Scoring margin	+10.8	-
FIELD GOALS-ATT	407-882	361-849
Field goal pct	.461	.425
3 POINT FG-ATT	102-246	103-293
3-point FG pct	.415	.352
3-pt FG made per game	6.4	6.4
FREE THROWS-ATT	222-291	141-243
Free throw pct	.763	.580
F-Throws made per game	13.9	8.8
REBOUNDS	569	482
Rebounds per game	35.6	30.1
Rebounding margin	+5.4	-
ASSISTS	228	169
Assists per game	14.3	10.6
TURNOVERS	163	197
Turnovers per game	10.2	12.3
Turnover margin	+2.1	-
Assist/turnover ratio	1.4	0.9
STEALS	106	74
Steals per game	6.6	4.6
BLOCKS	49	47
Blocks per game	3.1	2.9
WINNING STREAK	8	-
Home win streak	7	-
ATTENDANCE	99417	26175
Home games-Avg/Game	11-9038	3-8658
Neutral site-Avg/Game	-	2-100

Score by Periods	1st	2nd	Totals
Virginia	553	585	1138
Opponents	454	512	966

The Automated ScoreBook
Virginia Season Box Score (as of Jan 18, 2010)
All games

RECORD:	OVERALL	HOME	AWAY	NEUTRAL
ALL GAMES	12-4	10-1	1-2	1-1
CONFERENCE	3-0	2-0	1-0	0-0
NON-CONFERENCE	9-4	8-1	0-2	1-1

#	Player	gp-gs	min	Total			3-Point		F-Throw		Rebounds					pf	dq	a	to	blk	stl	pts	avg
				avg	fg-fga	fg%	3fg-fga	3fg%	ft-fa	ft%	off	def	tot	avg									
15	Sylvan Landesberg	16-16	504	31.5	97-216	.449	8-21	.381	78-94	.830	25	58	83	5.2	31	1	42	33	7	11	280	17.5	
	Conference-Only...	3-3	97	32.3	21-45	.467	2-5	.400	19-19	1.000	5	8	13	4.3	8	0	8	9	2	2	63	21.0	
32	Mike Scott	13-12	373	28.7	75-131	.573	0-0	.000	22-31	.710	26	73	99	7.6	30	1	20	24	4	6	172	13.2	
	Conference-Only...	3-3	90	30.0	16-31	.516	0-0	.000	4-4	1.000	4	13	17	5.7	4	0	5	6	0	1	36	12.0	
13	Sammy Zeglinski	16-16	461	28.8	57-121	.471	38-78	.487	18-22	.818	5	57	62	3.9	33	0	45	29	5	22	170	10.6	
	Conference-Only...	3-3	89	29.7	9-21	.429	6-13	.462	6-6	1.000	1	17	18	6.0	5	0	10	2	0	2	30	10.0	
02	Mustapha Farrakhan	16-7	335	20.9	32-87	.368	15-37	.405	35-41	.854	6	22	28	1.8	19	0	32	23	4	10	114	7.1	
	Conference-Only...	3-0	63	21.0	8-17	.471	2-6	.333	13-16	.813	1	6	7	2.3	4	0	7	4	1	4	31	10.3	
23	Jeff Jones	16-3	274	17.1	37-84	.440	22-47	.468	18-24	.750	2	17	19	1.2	3	0	4	6	2	9	114	7.1	
	Conference-Only...	3-0	47	15.7	8-12	.667	6-7	.857	4-4	1.000	0	3	3	1.0	1	0	1	0	0	2	26	8.7	
55	Jerome Meyinsse	16-9	290	18.1	26-46	.565	0-0	.000	22-29	.759	26	35	61	3.8	37	0	5	6	10	7	74	4.6	
	Conference-Only...	3-2	60	20.0	9-15	.600	0-0	.000	2-3	.667	8	7	15	5.0	9	0	2	1	2	0	20	6.7	
04	Calvin Baker	15-6	247	16.5	21-59	.356	5-22	.227	10-15	.667	6	15	21	1.4	17	0	34	10	0	8	57	3.8	
	Conference-Only...	3-2	41	13.7	3-8	.375	0-3	.000	2-4	.500	1	3	4	1.3	3	0	5	2	0	0	8	2.7	
22	Will Sherrill	15-6	253	16.9	21-48	.438	10-25	.400	4-8	.500	19	30	49	3.3	26	0	10	7	3	10	56	3.7	
	Conference-Only...	3-1	40	13.3	2-8	.250	0-2	.000	0-2	.000	2	5	7	2.3	5	0	0	0	1	3	4	1.3	
01	Jontel Evans	16-2	228	14.3	20-38	.526	2-8	.250	3-4	.750	0	24	24	1.5	21	0	32	13	0	17	45	2.8	
	Conference-Only...	3-1	46	15.3	3-12	.250	0-3	.000	0-0	.000	0	8	8	2.7	4	0	9	1	0	3	6	2.0	
05	Assane Sene	11-3	159	14.5	10-28	.357	0-0	.000	9-15	.600	19	31	50	4.5	18	1	2	4	14	3	29	2.6	
	Conference-Only...	2-0	25	12.5	0-2	.000	0-0	.000	2-2	1.000	6	2	8	4.0	2	0	0	1	0	1	2	1.0	
24	Tristan Spurlock	8-0	37	4.6	7-16	.438	2-7	.286	1-3	.333	2	5	7	0.9	4	0	1	3	0	2	17	2.1	
	Conference-Only...	1-0	1	1.0	0-0	.000	0-0	.000	0-0	.000	0	0	0	0.0	1	0	0	0	0	0	0	0.0	
45	Solomon Tat	7-0	17	2.4	4-5	.800	0-0	.000	2-5	.400	2	5	7	1.0	2	0	0	2	0	0	10	1.4	
	Conference-Only...	1-0	1	1.0	0-0	.000	0-0	.000	1-2	.500	0	0	0	0.0	1	0	0	0	0	0	1	1.0	
10	Tom Jonke	3-0	9	3.0	0-1	.000	0-1	.000	0-0	.000	0	2	2	0.7	0	0	0	2	0	0	0	0.0	
	Conference-Only...	0-0	0	0.0	0-0	.000	0-0	.000	0-0	.000	0	0	0	0.0	0	0	0	0	0	0	0	0.0	
00	Doug Browman	3-0	6	2.0	0-0	.000	0-0	.000	0-0	.000	0	1	1	0.3	2	0	0	1	0	0	0	0.0	
	Conference-Only...	0-0	0	0.0	0-0	.000	0-0	.000	0-0	.000	0	0	0	0.0	0	0	0	0	0	0	0	0.0	
11	Thomas Kody	3-0	7	2.3	0-2	.000	0-0	.000	0-0	.000	1	0	1	0.3	1	0	1	0	0	1	0	0.0	
	Conference-Only...	0-0	0	0.0	0-0	.000	0-0	.000	0-0	.000	0	0	0	0.0	0	0	0	0	0	0	0	0.0	
	Team										30	25	55										
	Team										3	3	6										
	Total.....	16	3200		407-882	.461	102-246	.415	222-291	.763	169	400	569	35.6	244	3	228	163	49	106	1138	71.1	
	Conference-Only...	3	600		79-171	.462	16-39	.410	53-62	.855	31	75	106	35.3	47	0	47	26	6	18	227	75.7	
	Opponents.....	16	3200		361-849	.425	103-293	.352	141-243	.580	135	347	482	30.1	269	-	169	197	47	74	966	60.4	
	Conference-Only...	3	600		71-170	.418	14-50	.280	38-63	.603	32	65	97	32.3	57	3	37	32	11	11	194	64.7	

Score by Periods	1st	2nd	Totals
Virginia	553	585	1138
Opponents	454	512	966