

VIRGINIA

2009-10 Men's Basketball Game Notes



Virginia Cavaliers

6-4 (0-0 ACC)

VS.



#24 UAB Blazers

11-1 (0-0 C-USA)

Game #11
December 30
John Paul Jones Arena
Charlottesville, Va.

- **Television:** none
- **Radio:** Virginia Sports Network
(Dave Koehn and Cory Alexander)

2009-10 SCHEDULE/RESULTS

11/13	LONGWOOD		W 85-72
11/16	at USF	BHSN	L 49-66
11/19	RIDER (Cancun Challenge)		W 79-46
11/21	ORAL ROBERTS (Cancun Challenge)		W 76-55
11/24	vs. Stanford #	CBS CS	L 52-57
11/25	vs. Cleveland State #	CBS CS	W 76-65
11/30	PENN STATE ^	ESPN2	L 66-69
12/7	at Auburn	CSN+/CSS	L 67-68
12/19	UNC WILMINGTON	CSN	ppd.
12/21	NJIT		W 68-37
12/23	HAMPTON		W 80-54
12/30	#24 UAB		7:00 pm
1/5	TEXAS-PAN AMERICAN		7:00 pm
1/9	at NC State *	Raycom	12:00 pm
1/13	GEORGIA TECH *		7:00 pm
1/16	MIAMI *	ESPNU	8:00 pm
1/18	UNC WILMINGTON		TBA
1/23	at Wake Forest *	Raycom	4:00 pm
1/28	VIRGINIA TECH *	CSN	7:00 pm
1/31	at North Carolina *	FSN	7:45 pm
2/3	NC STATE *	ESPNU	7:00 pm
2/6	WAKE FOREST *	Raycom	12:00 pm
2/10	at Maryland *	ESPNU	7:00 pm
2/13	at Virginia Tech *	Raycom (Split)	8:00 pm
2/17	FLORIDA STATE *	ESPNU	7:00 pm
2/20	at Clemson *	RSN	4:00 pm
2/23	at Miami *	RSN	7:00 pm
2/28	DUKE *	FSN	7:45 pm
3/3	at Boston College *	ESPNU	9:00 pm
3/6	MARYLAND *	Raycom	1:30 pm
3-11-14	at ACC Tournament (Greensboro, N.C.)		

All Times are ET and subject to change

Cancun Challenge (Moon Palace Resort, Cancun, Mexico)

^ Big Ten/ACC Challenge

* ACC Game

BHSN Bright House Sports Network (also on ESPN360 and Full Court)

CBS CS CBS College Sports

CSN Comcast SportsNet

CSN+ Comcast SportsNet Plus

CSS Comcast/Charter Sports Southeast

FSN Fox Sports Net (ACC Sunday Night Hoops)

RSN Regional Sports Networks

TONIGHT'S GAME:

- Virginia plays its first ranked opponent of the year as it hosts #24 UAB
- The game is the third of a four-game homestand for the Cavaliers

SERIES HISTORY:

- Tonight's game is the second meeting between the schools
- UAB won the only previous meeting, 68-66, in the 1982 NCAA Tournament in Birmingham
- Virginia head coach Tony Bennett is 1-0 against UAB, as his Washington State team topped the Blazers 71-60 in Milwaukee, Wis., in 2006-07
(Bennett's first game as a collegiate head coach)

AGAINST CONFERENCE USA:

- Tonight's game is the only game for Virginia this season against a C-USA foe
- It is the first game ever for the Cavaliers against a team from C-USA
- Virginia has a 15-6 all-time record against current members of C-USA, all played before C-USA was founded in 1995-96
(1-0 vs. East Carolina, 3-3 vs. Houston, 6-2 vs. Marshall, 2-0 vs. Rice, 3-0 vs. Tulane, 0-1 vs. UAB)

AGAINST RANKED OPPONENTS:

- UAB is Virginia's first opponent of the season to be ranked by the AP
- UVa's last win over a ranked opponent was an 85-81 overtime win over No. 12 Clemson on Feb. 15, 2009
- The Cavaliers are 4-5 vs. ranked opponents at JPJA, including a 1-1 record against non-conference ranked opponents

POSSIBLE STARTING LINEUP

G	4	Calvin Baker	Sr.	4.0 ppg	1.2 rbg	1.7 apg
• Scored a season-high nine points vs. NJIT						
C	5	Assane Sene	So.	4.0 ppg	5.5 rbg	1.8 blk
• Career-high five blocks vs. Hampton						
G	13	Sammy Zeglinski	So.	10.8 ppg	3.3 rbg	2.4 apg
• 47.2% (25-53) from 3-point range this season						
G	15	Sylvan Landesberg	So.	15.9 ppg	5.3 rbg	2.7 apg
• 2009-10 Preseason Wooden Award and Naismith Award Candidate						
F	22	Will Sherrill	Jr.	5.0 ppg	3.7 rbg	1.0 apg
• Made first career start at Auburn						

Virginia Athletics Media Relations • 154 John Paul Jones Arena, PO Box 400853, Charlottesville, VA 22904 • Office: (434) 982-5500 • Fax: (434) 982-5525

Rich Murray (Primary Men's Basketball Contact)
Steve Kirkland (Secondary Men's Basketball Contact)

Office: (434) 982-5530
Office: (434) 982-5535

Cell: (434) 981-4942
Cell: (434) 825-5241

Email: rmurray@virginia.edu
Email: skirkland@virginia.edu

ASSOCIATED PRESS POLL (12/28)

1.	Kansas	11-0
2.	Texas	11-0
3.	Kentucky	13-0
4.	Purdue	11-0
5.	Syracuse	12-0
6.	West Virginia	10-0
7.	Duke	9-1
8.	Villanova	11-1
9.	North Carolina	9-3
10.	Connecticut	9-2
11.	Michigan State	9-3
12.	Kansas State	11-1
13.	Georgetown	9-1
14.	Tennessee	9-2
15.	Ohio State	10-2
16.	Mississippi	10-2
17.	Washington	9-2
18.	Temple	9-2
19.	New Mexico	12-1
20.	Texas Tech	10-1
21.	Clemson	11-2
22.	Florida State	11-2
23.	Wisconsin	10-2
24.	UAB	11-1
25.	Northwestern	10-1

Receiving Votes: Gonzaga, **Georgia Tech**, Dayton, Texas A&M, Florida, **Miami (Fla)**, BYU, Oklahoma State, Wichita State, USC, UNLV, Butler, Memphis, Mississippi State, **Wake Forest**, St. John's, **Virginia Tech**, California, Cincinnati, Baylor, Cornell, Missouri State, Northern Iowa, Rhode Island, William & Mary, Seton Hall, Army.

ESPN/USA TODAY COACHES POLL (12/28)

1.	Kansas	11-0
2.	Texas	11-0
3.	Kentucky	13-0
4.	Purdue	11-0
5.	Syracuse	12-0
6.	West Virginia	10-0
7.	Duke	9-1
8.	Villanova	11-1
9.	North Carolina	9-3
10.	Connecticut	9-2
11.	Michigan State	9-3
12.	Kansas State	11-1
13.	Georgetown	9-1
14.	Tennessee	9-2
15.	Ohio State	10-2
16.	Washington	9-2
17.	New Mexico	12-1
18.	Clemson	11-2
19.	Temple	9-2
20.	Georgia Tech	9-2
21.	Mississippi	10-2
22.	Gonzaga	8-3
23.	Butler	8-4
24.	Texas Tech	10-1
25.	Florida State	11-2

Receiving Votes: Florida, UNLV, Wisconsin, BYU, Northwestern, **UAB**, Dayton, Oklahoma State, Texas A&M, William & Mary, USC, Saint Mary's, Illinois, Cincinnati, Washington State, **Wake Forest**, Cornell, Northern Iowa, Richmond, St. John's, California, Louisville, Old Dominion, Arizona State, Charlotte, **Virginia Tech**, Wichita State, Minnesota.

2009-10 opponents in bold

LAST TIME OUT:

- Virginia defeated Hampton 80-54 on Dec. 23 at JPJA
- Sylven Landesberg (14 pts, 12 rebs) had his first career double-double

HEAD COACH TONY BENNETT:

- Head coach Tony Bennett is in his first season at Virginia (6-4 record)
- In his fourth season as a head coach, he has a career record of 75-37
- Bennett was the 2007 National Coach of the Year at Washington State

AT JOHN PAUL JONES ARENA:

- Virginia is 43-17 all-time at John Paul Jones Arena
- The Cavaliers are 5-1 at JPJA this season
- Against non-conference opponents, Virginia is 29-7 at JPJA

JPJA RECOGNIZED:

- John Paul Jones Arena was named the best new college basketball arena of the decade by SI.com
- The arena was recognized in Seth Davis' story about the highlights of the decade

BIG WINS, CLOSE LOSSES:

- All six of Virginia's wins this season have been by double digits
(The Cavaliers had just five double-digit wins all of last season)
- Three of Virginia's four losses this season have been by five points or less

TAKING CARE OF THE BALL:

- Virginia currently ranks fifth nationally in fewest turnovers a game at 10.3 turnovers per game
- Last season, the Cavaliers averaged 14.8 tpg, ranking 242nd nationally
- Virginia has had 10 or fewer turnovers in seven games this season

SHARP SHOOTING 'HOOS:

- Against Hampton the Cavaliers shot 50.0 percent from the floor, the fourth time this season they have shot at least 50.0 percent from the field
- Last season, UVa shot 50.0 percent just four times all season (28 games)

DEFENSE SHINES AGAINST NJIT:

- The UVa defense put up a strong performance in the 68-37 win over NJIT
- NJIT's 37 points were the fewest allowed by the Cavaliers since 1996-97 (34 vs. UMBC) and is tied for the second fewest allowed in the shot clock era
- NJIT's 13 made FGs is tied for the fourth lowest total allowed by the Cavaliers since 1953
- NJIT's 27.1% shooting (13-48) was the lowest percentage allowed by the Cavaliers since Longwood shot 25.8% (16-62) against the Cavaliers on Feb. 13, 2007

THE NEXT SEVEN DAYS

Thur. Dec. 31	Fri. Jan. 1	Sat. Jan. 2	Sun. Jan. 3	Mon. Jan. 4	Tue. Jan. 5	Wed. Jan. 6
				Coach's Corner with Tony Bennett Virginia Sports Network 7:06 ET	GAMEDAY UTPA 7:00 pm	

This is a tentative schedule of media opportunities. The schedule is subject to change.

2009-10 VIRGINIA CAVALIERS

No.	Player	Pos.	Yr.	Ht.	Hometown	PPG	RBG	Other	Minutes
0	Doug Browman (<i>Brow-man</i>) • Joined the program as a walk-on	G	Fr.	5-11	Midlothian, Va.	0.0	0.3	--	2.0
1	Jontel Evans • 2008-09 Newport News Daily Press Male Athlete of the Year	G	Fr.	5-11	Hampton, Va.	2.1	1.3	1.4 apg	11.0
2	Mustapha Farrakhan (<i>Moo-sta-fa Fair-uh-con</i>) • Tied a career high with 17 points vs. Longwood	G	Jr.	6-4	Harvey, Ill.	7.0	1.5	2.2 apg	22.3
4	Calvin Baker • Had 11 double-figure scoring games in 2008-09	G	Sr.	6-2	Newport News, Va.	4.0	1.2	1.7 apg	16.6
5	Assane Sene (<i>Uh-Sahn Sen</i>) • Career-high five blocks vs. Hampton	C	So.	7-0	Saint-Louis, Senegal	4.0	5.5	1.8 blk	17.5
10	Tom Jonke (<i>Yonk-ee</i>) • Joined the program as a walk-on	G	Sr.	6-0	Commack, N.Y.	0.0	0.7	--	3.0
11	Thomas Kody • Joined the program as a walk-on	G	Fr.	6-3	McLean, Va.	0.0	0.3	0.3 apg	2.3
13	Sammy Zeglinski (<i>Zuh-glin-ski</i>) • 47.2% (25-53) from 3-point range this season	G	So.	6-0	Philadelphia, Pa.	10.8	3.3	2.4 apg	28.7
15	Syven Landesberg (<i>Sill-ven Lan-des-berg</i>) • 2009-10 Preseason Wooden and Naismith Award Candidate	G	So.	6-6	Flushing, N.Y.	15.9	5.3	2.7 apg	30.7
22	Will Sherrill • Career-high 18 points vs. Cleveland State in Cancun	F	Jr.	6-9	New York, N.Y.	5.0	3.7	1.0 apg	17.4
23	Jeff Jones • 17 points vs. Stanford in Cancun	G	Jr.	6-4	Chester, Pa.	8.5	1.5	0.2 apg	20.0
24	Tristan Spurlock • 2008-09 Virginia Mr. Basketball by the Roanoke Times	G/F	Fr.	6-8	Woodbridge, Va.	2.8	1.0	0.2 apg	5.8
32	Mike Scott • 13 career double-doubles	F	Jr.	6-8	Chesapeake, Va.	13.1	9.3	1.7 apg	29.4
45	Solomon Tat • Four points and four rebounds vs. Rider	G/F	Sr.	6-5	Jos Plateau, Nigeria	1.8	1.4	--	3.0
55	Jerome Meyinsse (<i>Me-yin-see</i>) • Two-time ACC All-Academic Team selection	F/C	Sr.	6-9	Baton Rouge, La.	3.2	3.9	0.6 blk	18.4

BIOS NOT IN THE MEDIA GUIDE

#0 DOUG BROWMAN

5-11 • 182 • G • Fr.
Midlothian, Va. • Montrose Christian School

WORTH NOTING

- Lettered three times in basketball at Montrose Christian School and one year at James River High School
- Joined the Virginia program as a walk-on after going through a tryout during the 2009-10 preseason practice period

HIGH SCHOOL

- Played one year of basketball and was a starting guard for head coach Joe Amado at James River High School before attending Montrose Christian School
- Lettered three times in basketball for head coach Stu Vetter at Montrose Christian School
- Earned Scholar-Athlete honors
- Inducted into the National Society of High School Scholars in 2008
- Vice-president of the student body as a senior at Montrose Christian School during the 2008-09 academic year

PERSONAL

- Douglas Reid Browman, Jr.
- Born April 9, 1991, in Richmond, Va.
- Parents are Barbara and Doug Browman
- Has an older sister, Andrea
- Enjoys golf

#10 TOM JONKE

6-0 • 170 • G • Sr.
Commack, N.Y. • Commack

WORTH NOTING

- Honored as the Male Athlete of the Year at Commack High School as a senior in 2005-06
- Earned two letters each in volleyball, basketball and track and field at Commack High School
- Joined the Virginia program as a walk-on after going through a tryout during the 2009-10 preseason practice period

AT VIRGINIA

- Served as a men's basketball team manager the last three years

HIGH SCHOOL

- Lettered twice in basketball for head coach Mike Schmitz at Commack H.S.
- Earned Academic All-Suffolk County honors twice
- Also lettered twice in volleyball as an outside hitter and twice in track and field as a competitor in the pentathlon
- Two-time All-Division selection in volleyball and the team captain as a senior
- Earned All-League honors in track and field as a junior and All-Division honors as a senior when he was the Division I Pentathlon Champion
- Captain of the track and field team as a senior
- President of the National Honor Society, vice-president of the Boys' Leaders Corps and a member of the Math and Italian honor societies
- Four-year High Honor Roll student
- Earned an International Baccalaureate Diploma

PERSONAL

- Thomas John Jonke
- Born Aug. 2, 1988, in Commack, N.Y.
- Parents are Kitty and John Jonke
- Has an older brother, Daniel, and a younger brother, Michael
- Has volunteered for the March of Dimes
- Economics major

DOUBLE TIME

DOUBLE-DOUBLES

	2009-10	Career
Mike Scott	3	13
Sylvan Landesberg	1	1

DOUBLE-FIGURE SCORING GAMES

	2009-10	Career
Sylvan Landesberg	10	33
Calvin Baker	–	26
Mike Scott	5	25
Sammy Zeglinski	7	17
Jeff Jones	5	16
Mustapha Farrakhan	4	8
Jerome Meyinsse	–	2
Will Sherrill	1	1
Solomon Tat	–	1

20-POINT SCORING GAMES

	2009-10	Career
Sylvan Landesberg	3	15
Jeff Jones	–	1
Mike Scott	–	1
Sammy Zeglinski	–	1

30-POINT SCORING GAMES

	2009-10	Career
Sylvan Landesberg	–	1

DOUBLE-FIGURE REBOUNDING GAMES

	2009-10	Career
Mike Scott	3	17
Assane Sene	1	4
Sylvan Landesberg	1	2

LONG RANGE FIRING:

- Against both Penn State and Cleveland State, the Cavaliers shot over 50.0 percent from 3-point range
- Against Penn State, Virginia shot 53.3 percent (8-15) from 3-point range
- Against Cleveland State, Virginia shot 58.8 percent (10-17) from 3-point range
- It was the first time the Cavaliers shot over 50.0 percent from long range in consecutive games since doing it against Ohio and Tennessee in 2000-01

RETURN TO SENE-DER:

- Assane Sene had a career-high five blocks vs. Hampton on Dec. 23
- Sene leads the Cavaliers at 1.8 blocks per game

SCOTT DOUBLING IT UP:

- Mike Scott had a double-double (17 pts, 11 rebs) vs. Penn State, his third of the season and his 13th career double-double
- His 13 double-doubles rank 20th in school history
- Scott's 13 career double-doubles are tied for the sixth highest total in the ACC among active players

SHERRILL EN FUEGO SOUTH OF THE BORDER:

- Against Cleveland State in Cancun, junior forward Will Sherrill had his career game
- He set career highs with 18 points, seven FGs, four 3FGs, two assists, three steals and tied a career high with six rebounds
- Prior to the game, Sherrill had scored just 15 points in his career, and his career high in a game was three points

BENNETT VICTORIOUS IN DEBUT:

- Head coach Tony Bennett won his UVa debut, 85-72 vs. Longwood
- Of the 11 Virginia head coaches, he became the eighth to win his debut
(Wins by Henry Lannigan, Gus Tebell, Evan "Bus" Male, Terry Holland, Jeff Jones, Pete Gillen, Dave Leitao and Tony Bennett)

CAREER HIGHS IN SEASON OPENER:

- Two Cavaliers had career highs in the season opener vs. Longwood
- Mustapha Farrakhan tied career highs with 17 points and four assists, while having a career-high five rebounds
- Sammy Zeglinski tied a career high with six rebounds

CAVALIERS SHOOT WELL AGAINST LONGWOOD:

- The Cavaliers shot 60.0% (30-50) from the field vs. Longwood
- It marked the first time Virginia shot 60.0% or higher since shooting 61.0% (36-59) against Long Island on Nov. 17, 2000

LANDESBERG ON WATCH LISTS:

- Sophomore guard Sylvan Landesberg has been named to a pair of pre-season watch lists
- He is a preseason candidate for both the Naismith and Wooden awards
- Last season he led Virginia in scoring at 16.6 ppg as a freshman
- Landesberg was the 2008-09 ACC Rookie of the Year

CHALLENGING SCHEDULE:

- Five of Virginia's opponents this season (Duke, North Carolina, Clemson, Florida State, UAB) are currently ranked in the AP poll (12/28)
- Four other opponents (Georgia Tech, Miami, Wake Forest, Virginia Tech) are receiving votes

CAVALIERS 11TH IN ACC POLL:

- Virginia was picked 11th in the ACC preseason poll of media attending ACC Operation Basketball on Oct. 25

FIVE SIGN WITH VIRGINIA:

- Virginia signed five players to National Letters of Intent last month for the 2010 recruiting class
- The five players are 6-4 guard K.T. Harrell of Montgomery, Ala.; 6-6 guard Joe Harris from Chelan, Wash.; 6-9 forward James Johnson of Wildomar, Calif.; 6-7 wing Akil Mitchell of Charlotte, N.C.; and 6-8 forward Will Regan of Williamsville, N.Y.

UNCW GAME RESCHEDULED:

- The Virginia-UNC Wilmington game has been rescheduled for Jan. 18
- The game was originally scheduled for Dec. 19 but had to be postponed due to snow
- A game time will not be set until after it's determined whether the game will be televised

UP NEXT:

- The Cavaliers conclude their homestand on Jan. 5 against Texas-Pan American
- Game time at John Paul Jones Arena is 7 p.m.

ON THE LINE

CONSECUTIVE MADE FREE THROWS

	Current	Season High	Career High
Landesberg	10	13	26
Zeglinski	9	9	9
Meyinsse	8	8	8
Farrakhan	4	9	19
Jones	2	6	13
Sene	2	2	5
Tat	1	1	9
Baker	-	6	25
Scott	-	4	12
Sherrill	-	3	4
Spurlock	-	1	1
Evans	-	1	1

** Streak began at the end of last season*

VIRGINIA'S CONSECUTIVE FREE THROW STREAKS OF 10 OR MORE THIS SEASON

Sylvan Landesberg	13 (11/16-11/24)
Sylvan Landesberg	10* (12/7-12/23)

** active*

AND ONES*

	2009-10	Career
Landesberg	4	21
Jones	1	7 (1)
Meyinsse	1	3
Farrakhan	1	2
Scott	-	6
Baker	-	2
Tat	-	1
Zeglinski	-	1

(#) - number of four-point plays

** Times making a basket when fouled and making the ensuing free throw too*

THE LAST TIME ...

VIRGINIA INDIVIDUALS

- **Scored 30 points:** Sylvan Landesberg (32) vs. Boston College (2/4/09)
- **Scored 40 points:** Sean Singletary (41) at Miami (3/1/08)
- **Two players with 20 points:** Sylvan Landesberg (28) and Mike Scott (26) vs. VMI (11/16/08)
- **Three players with 20 points:** Chris Williams (27), Roger Mason, Jr. (22) and Donald Hand (20) vs. Duke (1/5/00)
- **Four players with 20 points:** Chris Williams (23), Donald Hand (22), Adam Hall (21), and Travis Watson (20) vs. Georgetown (3/15/00)
- **A player with back-to-back 25-point games:** Sylvan Landesberg, 26 at Georgia Tech (12/28/08), 25 vs. Xavier (1/3/09)
- **One player scored in double figures:** Sylvan Landesberg (14) at USF (11/16/09)
- **Five players scored in double figures:** Sylvan Landesberg (20), Will Sherrill (18), Mike Scott (15), Mustapha Farrakhan (11), Sammy Zeglinski (10), vs. Cleveland State (11/25/09)
- **Six players scored in double figures:** Sean Singletary (27), Adrian Joseph (13), Jamil Tucker (13), Mamadi Diane (12), Calvin Baker (11), Laurynas Mikalauskas (11), vs. Maryland (3/9/08)
- **Seven players scored in double figures:** Cornel Parker (20), Junior Burrough (15), Ted Jeffries (14), Cory Alexander (13), Jason Williford (12), Yuri Barnes (11) and Doug Smith (11) vs. Clemson (1/13/93)
- **Had 15 rebounds:** Mike Scott (15) vs. Hampton (12/23/08)
- **Had 20 rebounds:** Travis Watson (20) vs. Wofford (1/2/03)
- **Had 25 rebounds:** Bob Mortell (25) vs. Washington & Lee (2/27/60)
- **Two players with 10 rebounds:** Sylvan Landesberg (11) and Mike Scott (10) at Maryland (1/20/09)
- **Three players with 10 rebounds:** Yuri Barnes (13), Jason Williford (12) and Junior Burrough (11) vs. Rice (12/4/93)
- **Double-Double:** Sylvan Landesberg (14 pts, 12 rebs) vs. Hampton (12/23/09)
- **Two players had a double-double:** Adrian Joseph (23 pts, 11 rebs) and Mike Scott (10 pts, 13 rebs) at Penn (11/23/07)
- **Three players had a double-double:** Jason Williford (10 pts, 15 rebs), Ted Jeffries (23 pts, 10 rebs), and Cornel Parker (11 pts, 11 rebs) at William & Mary (1/25/93)
- **Double-Double with points and assists:** Sean Singletary (22 pts, 10 assts) vs. Old Dominion (3/24/08)
- **Triple-Double:** Ralph Sampson (15 pts, 22 rebs, 10 blks) vs. Old Dominion (12/29/79)
- **Four Double-Doubles in a row:** Travis Watson (29 pts, 12 rebs) at NC State (2/6/02), (20 pts, 10 rebs) vs. Clemson (2/10/02), (17 pts, 10 rebs) vs. UNC (2/12/02), (13 pts, 12 rebs) at Wake (2/17/02)
- **20 points and 20 rebounds:** Travis Watson (21 pts, 20 rebs) vs. Wofford (1/2/03)
- **10 assists:** Sean Singletary (10) vs. Old Dominion (3/24/08)
- **5 Blocked Shots:** Assane Sene (5) vs. Hampton (12/23/09)
- **5 Steals:** Sammy Zeglinski (5) vs. Florida State (1/24/09)
- **Led UVA in Points, Rebounds and Assists:** Sylvan Landesberg (14 pts, 12 rebs, 6 assts) vs. Hampton (12/23/09)
- **Hit a last second shot to win a game:** Sean Singletary vs. Duke (2/1/07) [jumper with one second in OT]; J.R. Reynolds vs. Loyola Marymount (12/23/04) [layup with 1.5 seconds in regulation]
- **Played every minute:** Sylvan Landesberg (45) vs. Clemson (2/15/09)
- **Played 40 or more minutes:** Sylvan Landesberg (45) and Mike Scott (40) vs. Clemson (2/15/09)

VIRGINIA TEAM

- **Won in Overtime:** vs. Clemson, 85-81 (2/15/09)
- **Lost in Overtime:** at Virginia Tech, 65-72 (2/2/08)
- **Played Two Overtimes:** vs. Maryland, L 89-92 (2/19/05)
- **Played Three Overtimes:** vs. Georgetown, L 111-115 (3/15/00)
- **Shot 70 percent for a Half:** 72.2% (13-18) vs. Wake Forest 2nd Half (2/24/96)
- **Shot 60 percent in a Game:** 60.0% (30-50) vs. Longwood (11/13/09)
- **Shot less than 30 percent in a Game:** 27.9% (17-61) vs. North Carolina (3/10/06)
- **Shot 90 percent from the free throw line:** 90.0% (9-10) vs. Hampton (12/23/09)
- **Shot 50 percent from 3-point line:** 53.3% (8-15) vs. Penn State (11/30/09)
- **Shot less than 30 percent in a half:** 28.6% (6-21) in 2nd Half vs. Stanford (11/24/09)
- **Shot less than 20 percent in a half:** 13.6% (3-22) in 1st Half vs. Florida State (1/24/09)
- **Shot 55 percent or better and lost:** 56.9% (29-51) vs. Duke (3/14/03)
- **Attempted 50 FTs:** 52 (made 34) vs. Howard (12/12/94)
- **Made 30 FTs:** 31 (36 att.) vs. Tennessee (3/18/07)
- **Made 10 3-pt FGs:** 11 vs. Hampton (12/23/09)
- **Failed to make a 3-pt FG:** at Georgia Tech (12/4/05)
- **Had 50 rebounds:** 50 vs. North Carolina (1/15/09)
- **Had 25 assists:** 27 vs. Howard (11/21/01)
- **Had 15 steals:** 16 vs. NC State (2/24/08)
- **Had 10 blocks:** 10 at Virginia Tech (1/10/09)
- **Scored 50 pts in a half:** 50 vs. Liberty, 2nd half (11/25/08)
- **Scored 60 pts in a half:** 60 vs. Gonzaga, 1st half (1/3/07)
- **Scored 70 pts in a half:** 70 vs. Coastal Carolina, 2nd half (11/20/00)
- **Scored 100 pts (ACC):** 103 vs. Maryland (1/16/07)
- **Scored 100 pts (non-conf):** 107 vs. VMI (11/16/08)
- **Scored under 20 pts in 1st half:** 16 vs. FSU (1/24/09)
- **Scored under 20 pts in 2nd half:** 12 vs. UNC (2/11/98)
- **Scored under 50 pts in a game:** 49 at USF (11/16/09)

OPPONENT INDIVIDUALS

- **Scored 30 points:** Tolor Battle (32), Penn State (11/30/09)
- **Scored 35 points:** J.J. Redick (40), Duke (1/28/06)
- **Scored 40 points:** J.J. Redick (40), Duke (1/28/06)
- **Scored 50 points:** Len Chappell (50), Wake (2/12/62)
- **Two players with 20 points:** Tyrese Rice (20) and Rakim Sanders (20), Boston College (2/4/09)
- **Three players with 20 points:** Seth Curry (26), Kyle Ohman (26), Anthony Smith (21), Liberty (11/25/08)
- **Two players with 30 points:** Trevor Powell (31) and Tony Smith (31), Marquette (2/3/90)
- **Five players scored in double figures:** DeWayne Reed (18), Lucas Hargrove (13), Frankie Sullivan (12), Brendon Knox (11), Tay Waller (10), Auburn (12/7/09)
- **Six players scored in double figures:** Chris Paul (21), Justin Gray (17), Eric Williams (15), Jamaal Levy (12), Taron Downey (11) and Vytas Danelius (10), Wake Forest (1/2/05)
- **Seven players scored in double figures:** Stanley Burrell (15), Drew Lavender (13), C.J. Anderson (12), B.J. Raymond (12), Josh Duncan (11), Charles Bronson (11), and Jason Love (10), at Xavier (1/3/08)
- **Double-Double:** Charles Funches (10 pts, 10 rebs), Hampton (12/23/09)
- **Double-Double with points and assists:** Eric Hayes (10 pts, 11 assts), at Maryland (1/20/09)

- **Two players had a double-double:** Donte Green (20 pts, 10 rebs) and Paul Harris (10 pts, 14 rebs), Syracuse (12/5/07)
- **Had 15 rebounds:** Trevor Booker (15), at Clemson (3/3/09)
- **Had 20 rebounds:** Tim Duncan (23), Wake (2/22/97)
- **Had 10 assists:** Eric Hayes (11), at Maryland (1/20/09)
- **5 Blocked Shots:** Michael Freeman (5), Hampton (12/23/08)
- **5 Steals:** Al Nolen (5), Minnesota (12/2/08)
- **Hit a last second shot to win a game:** Deron Washington of Virginia Tech (1/16/08) [0.0 seconds in overtime]

OPPONENT TEAM

- **Shot less than 30 percent in a Game:** 27.1% (13-48) NJIT (12/21/09)
- **Shot less than 30 percent in a Game (ACC):** 29.0% (20-69), Wake Forest (2/24/96)
- **Shot 60 percent in a Game:** 63.8% (37-58), at Xavier (1/3/08)
- **Shot 55 percent or better and lost:** 55.3% (26-47), Cleveland State (11/25/09)
- **Scored 100 pts:** 108, at Xavier (1/3/08)
- **Scored 60 pts in a half:** 60, at Miami, 2nd half (3/1/08)
- **Scored under 20 pts in 1st half:** 19, NJIT (12/21/09)
- **Scored under 20 pts in 2nd half:** 18, NJIT (12/21/09)
- **Scored under 50 pts in a game:** 37, NJIT (12/21/09)
- **Had 25 assists:** 27, at Xavier (1/3/08)
- **Had 15 steals:** 15, VMI (11/16/08)
- **Had 10 blocks:** 10 vs. North Carolina (1/15/09)
- **Failed to make a 3-pt FG:** vs. Arizona State (11/27/99)

JOHN PAUL JONES ARENA RECORDS

VIRGINIA PLAYERS

Points: 40, J.R. Reynolds
vs. Wake Forest, 1/21/07

Most 1st Half Points: 23, Sean Singletary
vs. Virginia Tech, 1/16/08

Most 2nd Half Points: 26, Sylven Landesberg
vs. Boston College, 2/4/09

Rebounds: 18, Mike Scott
vs. VMI, 11/16/08

Field Goals: 13, Sylven Landesberg
vs. Boston College, 2/4/09

Field Goal Attempts: 23, Sylven Landesberg
vs. Boston College, 2/4/09

Field Goal Pct.: 1.000 (6-6), Sammy Zeglinski
vs. Clemson, 2/15/09

3-Point Field Goals: 7, Sean Singletary
vs. Gonzaga, 1/3/07

3-Point FG Attempts: 12, Sean Singletary
vs. Gonzaga, 1/3/07

3-Point FG Pct.: 1.000 (3-3), Sammy Zeglinski
vs. Georgia Tech, 2/24/07

Free Throws Made: 14, Sean Singletary
vs. Hampton, 12/16/06

Free Throw Attempts: 16, Sean Singletary
vs. Hampton, 12/16/06

FT Pct.: 1.000 (14-14), Sylven Landesberg
vs. Florida State, 1/24/09

Assists: 10, three times by Sean Singletary
last vs. Old Dominion, 3/24/08

Steals: 7, Sean Singletary
vs. NC State, 2/24/08

Blocks: 5, Assane Sene
vs. Hampton, 12/23/09

VIRGINIA TEAM

Most Points: 108 vs. Gonzaga, 1/3/07

Fewest Points: 51 vs. Clemson, 2/7/08

Most 1st Half: 60 vs. Gonzaga, 1/3/07

Fewest 1st Half: 16, vs. Florida State, 1/24/09

Most 2nd Half: 57 vs. Arizona, 11/12/06

Fewest 2nd Half: 25 vs. Va. Tech, 1/16/08
vs. UNC, 1/15/09

Rebounds: 54 vs. UMES, 11/26/06

Field Goals: 43 vs. VMI, 11/16/08

Field Goal Attps.: 82 vs. UNC, 1/15/09

Field Goal Pct.: .600 (30-50)
vs. Longwood, 11/13/09

3-Pt. FG: 18 vs. Gonzaga, 1/3/07

3-Pt. FG Attempts: 36 vs. Georgia Tech,
1/27/08

3-Point FG Pct.: .625 (10-16)
vs. Virginia Tech, 3/1/07

Free Throws: 39 vs. Maryland, 1/16/07

FT Attempted: 49 vs. Maryland, 1/16/07

Free Throw Pct.: 1.000 (8-8)
vs. Wake Forest, 2/28/09

Assists: 24 vs. Howard, 11/14/07

Steals: 24 vs. VMI, 11/16/08

Blocks: 16 vs. NC State, 2/24/08

Most Turnovers: 12 vs. Longwood, 2/13/07

Fewest Turnovers: 21 vs. Longwood, 12/7/07

21 vs. Hampton, 12/19/07

6 vs. Boston Coll., 1/19/08

OPPONENT PLAYERS

Points: 32, K.C. Rivers
Clemson, 2/7/08

Most 1st Half Points: 32, Talor Battle
Penn State, 11/30/09

Most 2nd Half Points: 17, three times
Last by Kyle Ohman
Liberty, 11/25/08

Rebounds: 28, Talor Battle
Penn State, 11/30/09

Field Goals: 16, Al Thornton
Florida State, 2/17/07

Field Goal Attempts: 12, Al Thornton
Florida State, 2/17/07

Field Goal Pct.: 12, K. C. Rivers
Clemson, 2/7/08

3-Point Field Goals: 23, Al Thornton
Florida State, 2/17/07

3-Pt. FG Attempts: 23, Dominique Jones
USF, 11/19/08

3-Pt. FG Pct.: .833 (5-6), Frank Hassell
Old Dominion, (3/24/08)

Free Throws Made: .833 (5-6), Matt Salley
Bradley, 3/26/08

Free Throws Attempted: 8, K.C. Rivers
Clemson, 2/7/08

FT Pct.: 12, Jeremy Crouch
Bradley, 3/26/08

Steals: 1.000 (3-3), Ty Lawson
North Carolina, 1/15/09

Blocks: 15, Tyler Hansbrough
North Carolina, 1/15/09

Assists: 17, Tyler Hansbrough
North Carolina, 1/15/09

FT Attempted: 1.000 (8-8), Tyrese Rice
Boston College, 2/4/09

FT Pct.: 11, Cliff Hammonds
Clemson, 2/7/08

Assists: 4, six times
Last by Willie Bell
VMI, 11/16/08

Steals: 6, Eric Hall
Radford, 11/21/08

Blocks: 6, Eric Hall
Radford, 11/21/08

OPPONENT TEAM

Most Points: 97, VMI, 11/16/08

Fewest Points: 37, NJIT, 12/21/09

Most 1st Half: 50, North Carolina, 1/15/09

Fewest 1st Half: 18, NC State, 2/24/08

Most 2nd Half: 61, Gonzaga, 1/3/07

Fewest 2nd Half: 18, NJIT, 12/21/09

Rebounds: 47, Virginia Tech, 1/16/08
North Carolina, 1/15/09

Field Goals: 37, VMI, 11/16/08

Field Goal Attps.: 79, VMI, 11/16/08

Field Goal Pct.: .566 (30-53)
Liberty, 11/25/08

3-Pt. FG: 16, Clemson, 2/7/08

3-Pt. FG Attempts: 39, Hartford, 12/30/07

3-Point FG Pct.: .615 (16-26)
Clemson, (2/7/08)

Free Throws: 26, Boston College, 2/4/09

FT Attempted: 31, Boston College, 2/4/09

Free Throw Pct.: .944 (17-18)
American, 12/28/06

Assists: 22, Clemson, 2/7/08

Steals: 15, VMI, 11/16/08

Blocks: 10, Radford, 11/21/08
North Carolina, 1/15/09

Most Turnovers: 25, NC State, 2/24/08

Fewest Turnovers: 6, Miami, 2/3/07

RECORD AT JPJA

2006-07 to present 60 games..... 43-17

LONGEST WIN STREAK

12 games
from 1/16/07 vs. Maryland
through 11/27/07 vs. Northwestern

LONGEST LOSING STREAK

3 games
from 1/27/08 vs. Georgia Tech
through 2/12/08 vs. North Carolina

from 1/15/09 vs. North Carolina
through 2/4/09 vs. Boston College

MISCELLANEOUS

Biggest Comeback: 19 points
vs. Arizona, 11/12/06

Biggest Lead Given up in a Loss: 14 points
vs. Bradley, 3/26/08

Largest Lead: 45 points
vs. Northwestern, 11/27/07

Biggest Deficit: 38 points
vs. Clemson, 2/7/08

Largest Margin of Victory: 42 points,
vs. Northwestern, 11/27/07

Largest Margin of Defeat: 31 points,
vs. Clemson, 2/7/08

Overtime Games (Record): 4 (2-2)
Last: 85-81 win vs. Clemson, 2/15/09



CALVIN BAKER

#4

Senior • Guard • 6-2 • 190 • Newport News, Va. • Woodside

2009-10 SEASON:

- Missed season opener after having arthroscopic surgery on Oct. 27 to remove a loose piece of cartilage in his right knee.
- Made season debut at USF and had five points
- Had eight points vs. Rider
- Had nine points vs. NJIT in his first start of the season
- Had five points and a season-high four assists vs. Hampton

SINGLE GAME BESTS (at Virginia)

POINTS

Season: 9 vs. NJIT (12/21/09)
 Career: 18 at Clemson (3/3/09)
 ACC: 18 at Clemson (3/3/09)

REBOUNDS

Season: 2 on four occasions
 Career: 8 vs. Howard (11/14/07)
 ACC: 7 at Georgia Tech (3/3/08)

FG MADE

Season: 4 vs. NJIT (12/21/09)
 Career: 7 on three occasions
 ACC: 7 on three occasions

FG ATTEMPTS

Season: 8 vs. NJIT (12/21/09)
 Career: 15 vs. Duke (3/5/08)
 ACC: 15 vs. Duke (3/5/08)

3 PT FG MADE

Season: 1 on three occasions
 Career: 4 vs. Northwestern (11/27/07)
 ACC: 3 on three occasions

3 PT FG ATTEMPTS

Season: 2 on four occasions
 Career: 7 vs. Syracuse (12/5/07), vs. Ga Tech (1/27/08)
 ACC: 7 vs. Georgia Tech (1/27/08)

FT MADE

Season: 4 vs. Rider (11/19/09)
 Career: 6 vs. Virginia Tech (2/18/09)
 ACC: 6 vs. Virginia Tech (2/18/09)

FT ATTEMPTS

Season: 4 vs. Rider (11/19/09)
 Career: 6 on four occasions
 ACC: 6 on three occasions

ASSISTS

Season: 4 vs. Hampton (12/23/09)
 Career: 7 vs. VMI (11/16/08)
 ACC: 6 vs. Maryland (3/7/09)

TURNOVERS

Season: 2 vs. Rider (11/19/09)
 Career: 5 on five occasions
 ACC: 5 on four occasions

BLOCKS

Season: --
 Career: 2 vs. UNC (2/12/08), vs. BC (2/4/09)
 ACC: 2 vs. UNC (2/12/08), vs. BC (2/4/09)

STEALS

Season: 1 on five occasions
 Career: 4 on three occasions
 ACC: 4 at Georgia Tech (3/3/08)

MINUTES

Season: 22 vs. NJIT (12/21/09)
 Career: 35 at Clemson (3/3/09)
 ACC: 35 at Clemson (3/3/09)


2009-10 GAME-BY-GAME:

Opponent	GP-GS	FG-FGA	3FG-3FGA	FT-FTA	Off-Def	Total	A	TO	Blk	Stl	PF	Min	Pts
Longwood	DNP												
at USF	1-0	2-4	1-1	0-0	1-1	2	1	0	0	0	2	15	5
Rider	2-0	2-5	0-1	4-4	0-2	2	2	2	0	1	2	18	8
Oral Roberts	3-0	1-5	0-2	2-2	0-0	0	2	0	0	1	0	18	4
vs. Stanford	4-0	0-3	0-1	1-2	0-1	1	1	1	0	1	2	18	1
vs. Cleveland St	5-0	0-2	0-0	0-1	0-0	0	1	0	0	0	0	9	0
Penn State	6-0	1-3	0-0	0-0	0-1	1	2	0	0	1	3	20	2
at Auburn	7-0	1-3	0-2	0-0	1-0	1	1	1	0	0	2	10	2
NJIT	8-1	4-8	1-2	0-0	0-2	2	1	1	0	1	1	22	9
Hampton	9-2	2-4	1-2	0-0	2-0	2	4	0	0	0	0	18	5

CAREER STATISTICS (at Virginia)

Year	G-GS	Min-Avg.	FG-FGA	Pct.	3FG-3FGA	Pct.	FT-FTA	Pct.	Off-Def.	Reb-Avg.	PF-DQ	Ast	TO	Blk	Stl	Pts-Avg
2006-07																
ACC																
2007-08	33-8	835-25.3	103-247	.417	41-110	.373	37-55	.673	19-67	86-2.6	62-0	79	57	5	29	284-8.6
ACC	16-8	448-28.0	55-133	.414	20-53	.377	24-32	.750	9-37	46-2.9	30-0	34	29	4	19	154-9.6
2008-09	28-22	697-24.9	83-212	.392	21-71	.296	48-55	.873	7-56	63-2.3	57-3	78	70	5	32	235-8.4
ACC	16-11	411-25.7	53-122	.434	15-39	.385	28-30	.933	5-26	31-1.9	33-0	39	43	4	18	149-9.3
2009-10	9-2	149-16.6	13-37	.351	3-11	.273	7-9	.778	4-7	11-1.2	12-0	15	5	0	5	36-4.0
ACC																
CAREER	70-32	1681-24.0	199-496	.401	65-192	.339	92-119	.773	30-130	160-2.3	131-3	172	132	10	66	555-7.9
ACC	32-19	859-26.8	108-255	.424	35-92	.380	52-62	.839	14-63	77-2.4	63-0	73	72	8	37	303-9.5

Did not play after transferring



JONTELEVANS

#1

Freshman • Guard • 5-11 • 185 • Hampton, Va. • Bethel

2009-10 SEASON:

- Has made all three FG attempts this season
- Made collegiate debut vs. Longwood and had four points
- Had two assists vs. Rider
- Had four points, five assists and three steals at Auburn
- Had seven points, five rebounds and three assists vs. NJIT
- Had four points and three assists vs. Hampton

SINGLE GAME BESTS

POINTS

Season: 7 vs. NJIT (12/21/09)
 Career: 7 vs. NJIT (12/21/09)
 ACC: --

REBOUNDS

Season: 5 vs. NJIT (12/21/09)
 Career: 5 vs. NJIT (12/21/09)
 ACC: --

FG MADE

Season: 3 vs. NJIT (12/21/09)
 Career: 3 vs. NJIT (12/21/09)
 ACC: --

FG ATTEMPTS

Season: 5 at Auburn (12/7/09)
 Career: 5 at Auburn (12/7/09)
 ACC: --

3 PT FG MADE

Season: --
 Career: --
 ACC: --

3 PT FG ATTEMPTS

Season: 1 vs. Stanford (11/24/09)
 Career: 1 vs. Stanford (11/24/09)
 ACC: --

FT MADE

Season: 1 vs. NJIT (12/21/09)
 Career: 1 vs. NJIT (12/21/09)
 ACC: --

FT ATTEMPTS

Season: 2 vs. NJIT (12/21/09)
 Career: 2 vs. NJIT (12/21/09)
 ACC: --

ASSISTS

Season: 5 at Auburn (12/7/09)
 Career: 5 at Auburn (12/7/09)
 ACC: --

TURNOVERS

Season: 4 at USF (11/16/09)
 Career: 4 at USF (11/16/09)
 ACC: --

BLOCKS

Season: --
 Career: --
 ACC: --

STEALS

Season: 3 at Auburn (12/7/09)
 Career: 3 at Auburn (12/7/09)
 ACC: --

MINUTES


Season: 23 vs. NJIT (12/21/09)
 Career: 23 vs. NJIT (12/21/09)
 ACC: --

2009-10 GAME-BY-GAME:

Opponent	GP-GS	FG-FGA	3FG-3FGA	FT-FTA	Off-Def	Total	A	TO	Blk	Stl	PF	Min	Pts
Longwood	1-0	2-2	0-0	0-0	0-2	2	1	3	0	1	3	20	4
at USF	2-0	1-1	0-0	0-0	0-0	0	0	4	0	1	1	13	2
Rider	3-0	0-0	0-0	0-0	0-1	1	2	1	0	0	0	11	0
Oral Roberts	4-0	0-0	0-0	0-0	0-0	0	0	0	0	0	0	1	0
vs. Stanford	5-0	0-1	0-1	0-0	0-0	0	0	0	0	0	0	6	0
vs. Cleveland St	6-0	0-0	0-0	0-0	0-0	0	0	0	0	0	0	0+	0
Penn State	7-0	0-0	0-0	0-0	0-0	0	0	0	0	0	4	1	0
at Auburn	8-0	2-5	0-0	0-0	0-2	2	5	0	0	3	3	18	4
NJIT	9-0	3-4	0-0	1-2	0-5	5	3	0	0	2	1	23	7
Hampton	10-0	2-2	0-0	0-0	0-3	3	3	3	0	0	1	17	4

CAREER STATISTICS

Year	G-GS	Min-Avg.	FG-FGA	Pct.	3FG-3FGA	Pct.	FT-FTA	Pct.	Off-Def.	Reb-Avg.	PF-DQ	Ast	TO	Blk	Stl	Pts-Avg
2009-10	10-0	110-11.0	10-15	.667	0-1	.000	1-2	.500	0-13	13-1.3	13-0	14	11	0	7	21-2.1
ACC CAREER	10-0	110-11.0	10-15	.667	0-1	.000	1-2	.500	0-13	13-1.3	13-0	14	11	0	7	21-2.1



MUSTAPHA FARRAKHAN

#2

Junior • Guard • 6-4 • 175 • Harvey, Ill. • Thornton Township

2009-10 SEASON:

- Tied career highs with 17 points and four assists and set a career high with five rebounds vs. Longwood
- Had eight points vs. Rider
- Had 13 points and tied a career high with four assists vs. Oral Roberts
- Had 11 points in a career-high 33 minutes vs. Cleveland State in Cancun
- Had 10 points and two assists vs. Hampton

SINGLE GAME BESTS

POINTS

Season: 17 vs. Longwood (11/13/09)
 Career: 17 at VT (1/10/09), vs. Longwood (11/13/09)
 ACC: 17 at Virginia Tech (1/10/09)

REBOUNDS

Season: 5 vs. Longwood (11/13/09)
 Career: 5 vs. Longwood (11/13/09)
 ACC: 4 at Maryland (1/30/08)

FG MADE

Season: 5 vs. Longwood (11/13/09)
 Career: 5 at VT (1/10/09), vs. Longwood (11/13/09)
 ACC: 5 at Virginia Tech (1/10/09)

FG ATTEMPTS

Season: 9 at USF (11/16/09)
 Career: 15 vs. North Carolina (1/15/09)
 ACC: 15 vs. North Carolina (1/15/09)

3 PT FG MADE

Season: 3 vs. Cleveland State (11/25/09)
 Career: 4 at Virginia Tech (1/10/09)
 ACC: 4 at Virginia Tech (1/10/09)

3 PT FG ATTEMPTS

Season: 5 vs. Rider (11/19/09), vs. Cleveland St (11/25/09)
 Career: 7 vs. North Carolina (1/15/09)
 ACC: 7 vs. North Carolina (1/15/09)

FT MADE

Season: 6 vs. Longwood (11/13/09)
 Career: 6 vs. Longwood (11/13/09)
 ACC: 4 at Georgia Tech (12/28/08)

FT ATTEMPTS

Season: 6 vs. Longwood (11/13/09)
 Career: 6 vs. Longwood (11/13/09)
 ACC: 4 at Georgia Tech (12/28/08)

ASSISTS

Season: 4 vs. Longwood (11/13/09), vs. ORU (11/21/09)
 Career: 4 on three occasions
 ACC: 4 vs. North Carolina (1/15/09)

TURNOVERS

Season: 4 vs. Cleveland State (11/25/09)
 Career: 4 vs. BC (3/12/09), vs. Cleveland St (11/25/09)
 ACC: 2 on three occasions

BLOCKS

Season: 1 vs. Cleveland State (11/25/09)
 Career: 2 vs. North Carolina (1/15/09)
 ACC: 2 vs. North Carolina (1/15/09)

STEALS

Season: 1 on four occasions
 Career: 2 at Minnesota (12/2/08)
 ACC: 1 vs. UNC (1/15/09), vs. Md. (3/7/09)

MINUTES


Season: 33 vs. Cleveland State (11/25/09)
 Career: 33 vs. Cleveland State (11/25/09)
 ACC: 27 vs. North Carolina (1/15/09)

2009-10 GAME-BY-GAME:

Opponent	GP-GS	FG-FGA	3FG-3FGA	FT-FTA	Off-Def	Total	A	TO	Blk	Stl	PF	Min	Pts
Longwood	1-1	5-8	1-4	6-6	0-5	5	4	3	0	1	2	31	17
at USF	2-2	1-9	0-2	1-1	0-1	1	2	1	0	0	1	29	3
Rider	3-3	2-6	2-5	2-2	0-1	1	2	1	0	1	1	22	8
Oral Roberts	4-4	4-8	2-3	3-4	1-1	2	4	2	0	1	0	32	13
vs. Stanford	5-4	0-2	0-2	3-4	1-0	1	1	3	0	1	2	11	3
vs. Cleveland St	6-5	4-7	3-5	0-0	0-1	1	2	4	1	0	1	33	11
Penn State	7-6	2-6	1-1	0-0	0-0	0	2	1	0	0	3	24	5
at Auburn	8-7	0-3	0-2	0-0	1-0	1	1	2	0	0	2	9	0
NJIT	9-7	0-5	0-1	0-0	0-2	2	2	0	0	0	0	16	0
Hampton	10-7	3-5	2-2	2-2	1-0	1	2	0	0	0	1	16	10

CAREER STATISTICS

Year	G-GS	Min-Avg.	FG-FGA	Pct.	3FG-3FGA	Pct.	FT-FTA	Pct.	Off-Def.	Reb-Avg.	PF-DQ	Ast	TO	Blk	Stl	Pts-Avg
2007-08	19-0	115-6.1	7-38	.184	2-16	.125	1-5	.200	4-11	15-0.8	9-0	5	12	0	2	17-0.9
ACC	6-0	43-7.2	1-13	.077	1-7	.143	1-3	.333	2-4	6-1.0	3-0	1	3	0	0	4-0.7
2008-09	23-2	239-10.4	33-95	.347	14-41	.341	18-20	.900	4-12	16-0.7	28-1	14	21	2	4	98-4.3
ACC	12-0	135-11.3	17-54	.315	8-26	.308	9-9	1.000	2-6	8-0.7	16-1	8	9	2	2	51-4.3
2009-10	10-7	223-22.3	21-59	.356	11-27	.407	17-19	.895	4-11	15-1.5	13-0	22	17	1	4	70-7.0
ACC																
CAREER	52-9	577-11.1	61-192	.318	27-84	.321	36-44	.818	12-34	46-0.9	50-1	41	50	3	10	185-3.6
ACC	18-0	178-9.9	18-67	.269	9-33	.273	10-12	.833	4-10	14-0.8	19-1	9	12	2	2	55-3.1



JEFF JONES

#23

Junior • Guard • 6-4 • 190 • Chester, Pa. • Monsignor Bonner

2009-10 SEASON:

- Had 10 points in season opener vs. Longwood
- Had seven points and five rebounds at USF
- Had 11 points vs. Rider
- Had a season-high 17 points (4-7 3FG) vs. Stanford in Cancun
- Had 16 points (6-8 FG, 4-4 3FG) at Auburn
- Had a team-high 11 points vs. NJIT

SINGLE GAME BESTS

POINTS

Season: 17 vs. Stanford (11/24/09)
 Career: 26 vs. Bradley (3/26/08)
 ACC: 19 at North Carolina (2/7/09)

REBOUNDS

Season: 5 at USF (11/16/09)
 Career: 6 vs. Vermont (11/11/07)
 ACC: 5 at Duke (2/1/09), vs. BC (2/4/09)

FG MADE

Season: 6 at Auburn (12/7/09)
 Career: 9 vs. Bradley (3/26/08)
 ACC: 7 at North Carolina (2/7/09)

FG ATTEMPTS

Season: 10 at USF (11/16/09)
 Career: 14 vs. Bradley (3/26/08)
 ACC: 12 at UNC (2/7/09), vs. Miami (2/26/09)

3 PT FG MADE

Season: 4 vs. Stanford (11/24/09), at Auburn (12/7/09)
 Career: 6 vs. Bradley (3/26/08)
 ACC: 3 at North Carolina (2/7/09)

3 PT FG ATTEMPTS

Season: 7 at USF (11/16/09), vs. Stanford (11/24/09)
 Career: 8 vs. Bradley (3/26/08), vs. Liberty (11/25/08)
 ACC: 7 at Florida State (2/10/09)

FT MADE

Season: 4 vs. Longwood (11/13/09)
 Career: 5 vs. Boston College (2/4/09)
 ACC: 5 vs. Boston College (2/4/09)

FT ATTEMPTS

Season: 4 on four occasions
 Career: 6 vs. BC (2/4/09), vs. Clemson (2/15/09)
 ACC: 6 vs. BC (2/4/09), vs. Clemson (2/15/09)

ASSISTS

Season: 1 vs. Longwood (11/13/09), vs. Hampton (12/23/09)
 Career: 5 at North Carolina (2/7/09)
 ACC: 5 at North Carolina (2/7/09)

TURNOVERS

Season: 2 vs. Oral Roberts (11/21/09)
 Career: 4 vs. Longwood (12/7/07), vs. Clem. (2/15/09)
 ACC: 4 vs. Clemson (2/15/09)

BLOCKS

Season: 1 vs. Rider (11/19/09), vs. Hampton (12/23/09)
 Career: 1 on nine occasions
 ACC: 1 on three occasions

STEALS

Season: 2 vs. Stanford (11/24/09)
 Career: 3 vs. Howard (11/14/07), vs. BC (2/4/09)
 ACC: 3 vs. Boston College (2/4/09)

MINUTES


Season: 34 vs. Stanford (11/24/09)
 Career: 37 at North Carolina (2/7/09)
 ACC: 37 at North Carolina (2/7/09)

2009-10 GAME-BY-GAME:

Opponent	GP-GS	FG-FGA	3FG-3FGA	FT-FTA	Off-Def	Total	A	TO	Blk	Stl	PF	Min	Pts
Longwood	1-1	3-6	0-2	4-4	0-1	1	1	1	0	1	0	24	10
at USF	2-2	3-10	1-7	0-0	1-4	5	0	0	0	1	0	28	7
Rider	3-2	4-7	2-5	1-1	0-1	1	0	0	1	1	0	19	11
Oral Roberts	4-2	0-3	0-1	2-4	0-0	0	0	2	0	1	0	13	2
vs. Stanford	5-3	5-9	4-7	3-4	0-1	1	0	1	0	2	0	34	17
vs. Cleveland St	6-3	0-1	0-1	0-0	0-2	2	0	0	0	0	0	5	0
Penn State	7-3	1-5	1-1	0-0	0-0	0	0	1	0	0	1	16	3
at Auburn	8-3	6-8	4-4	0-0	0-2	2	0	0	0	1	0	29	16
NJIT	9-3	3-9	2-6	3-4	0-2	2	0	0	0	0	0	14	11
Hampton	10-3	3-6	2-3	0-0	1-0	1	1	0	1	0	1	18	8

CAREER STATISTICS

Year	G-GS	Min-Avg.	FG-FGA	Pct.	3FG-3FGA	Pct.	FT-FTA	Pct.	Off-Def.	Reb-Avg.	PF-DQ	Ast	TO	Blk	Stl	Pts-Avg
2007-08	33-25	494-15.0	55-151	.364	16-51	.314	33-47	.702	15-45	60-1.8	46-0	17	41	4	10	159-4.8
ACC	16-8	193-12.1	12-51	.235	2-14	.143	10-14	.714	6-14	20-1.3	20-0	8	16	1	5	36-2.3
2008-09	26-9	493-19.0	60-174	.345	27-93	.290	22-26	.846	7-42	49-1.9	30-0	24	15	3	13	169-6.5
ACC	15-9	311-20.7	42-112	.375	17-57	.298	17-20	.850	5-27	32-2.1	20-0	14	10	2	9	118-7.9
2009-10	10-3	200-20.0	28-64	.438	16-37	.432	13-17	.765	2-13	15-1.5	2-0	2	5	2	7	85-8.5
ACC																
CAREER	69-37	1187-17.2	143-389	.368	59-181	.326	68-90	.756	24-100	124-1.8	78-0	43	61	9	30	413-6.0
ACC	31-17	504-16.3	54-163	.331	19-71	.268	27-34	.794	11-41	52-1.7	40-0	22	26	3	14	154-5.0



SYLVAN LANDESBERG

#15

Sophomore • Guard • 6-6 • 207 • Flushing, N.Y. • Holy Cross

2009-10 SEASON:

- Named to the preseason Wooden Award and Naismith Award watch lists
- Had a game-high 23 points vs. Longwood
- Had 14 points at USF, and scored his 500th career point in the game
- Had 10 points vs. Rider
- Had 14 points, seven rebounds and a career-high two blocks vs. Oral Roberts
- Had 16 points vs. Stanford in Cancun
- Had 20 points, five rebounds and five assists vs. Cleveland State in Cancun in a season-high 38 minutes
- Had 18 points vs. Penn State
- Had 20 points (his 15th career 20-point game) at Auburn
- Had 10 points vs. NJIT
- Had his first career double-double (14 pts, career-high 12 rebs) along with a season-high six assists vs. Hampton

2009-10 GAME-BY-GAME:

Opponent	GP-GS	FG-FGA	3FG-3FGA	FT-FTA	Off-Def	Total	A	TO	Blk	Stl	PF	Min	Pts
Longwood	1-1	8-13	1-1	6-8	1-5	6	4	3	0	1	2	34	23
at USF	2-2	5-14	0-1	4-4	1-1	2	2	0	0	0	1	33	14
Rider	3-3	4-8	0-0	2-2	2-2	4	1	1	0	0	2	20	10
Oral Roberts	4-4	4-10	0-2	6-6	0-7	7	3	4	2	1	1	33	14
vs. Stanford	5-5	7-12	0-4	2-4	1-3	4	2	3	1	1	3	30	16
vs. Cleveland St	6-6	6-13	1-1	7-9	0-5	5	5	1	0	1	2	38	20
Penn State	7-7	6-13	2-2	4-8	3-2	5	2	1	1	0	5	33	18
at Auburn	8-8	8-20	0-1	4-5	0-3	3	1	2	0	0	1	35	20
NJIT	9-9	3-11	0-0	4-4	1-4	5	1	2	0	3	0	23	10
Hampton	10-10	5-13	1-2	3-3	7-5	12	6	1	0	1	0	28	14

SINGLE GAME BESTS

POINTS

Season: 23 vs. Longwood (11/13/09)
 Career: 32 vs. Boston College (2/4/09)
 ACC: 32 vs. Boston College (2/4/09)

REBOUNDS

Season: 12 vs. Hampton (12/23/09)
 Career: 12 vs. Hampton (12/23/09)
 ACC: 11 at Maryland (1/20/09)

FG MADE

Season: 8 vs. Longwood (11/13/09), at Auburn (12/7/09)
 Career: 13 vs. Boston College (2/4/09)
 ACC: 13 vs. Boston College (2/4/09)

FG ATTEMPTS

Season: 20 at Auburn (12/7/09)
 Career: 23 vs. Boston College (2/4/09)
 ACC: 23 vs. Boston College (2/4/09)

3 PT FG MADE

Season: 2 vs. Penn State (11/30/09)
 Career: 3 vs. Miami (2/26/09)
 ACC: 3 vs. Miami (2/26/09)

3 PT FG ATTEMPTS

Season: 4 vs. Stanford (11/24/09)
 Career: 5 vs. Miami (2/26/09)
 ACC: 5 vs. Miami (2/26/09)

FT MADE

Season: 7 vs. Cleveland State (11/25/09)
 Career: 14 vs. Florida State (1/24/09)
 ACC: 14 vs. Florida State (1/24/09)

FT ATTEMPTS

Season: 9 vs. Cleveland State (11/25/09)
 Career: 14 vs. Auburn (12/20/08), vs. FSU (1/24/09)
 ACC: 14 vs. Florida State (1/24/09)

ASSISTS

Season: 6 vs. Hampton (12/23/09)
 Career: 8 vs. VMI (11/16/08)
 ACC: 6 vs. VT (2/18/09), at NCSU (2/21/09)

TURNOVERS

Season: 4 vs. Oral Roberts (11/21/09)
 Career: 6 on three occasions
 ACC: 6 at VT (1/10/09), vs. FSU (1/24/09)

BLOCKS

Season: 2 vs. Oral Roberts (11/21/09)
 Career: 2 vs. Oral Roberts (11/21/09)
 ACC: 1 vs. Boston College (2/4/09)

STEALS


Season: 3 vs. NJIT (12/21/09)
 Career: 3 on five occasions
 ACC: 3 vs. BC (2/4/09), vs. Clemson (2/15/09)

MINUTES

Season: 38 vs. Cleveland State (11/25/09)
 Career: 45 vs. Clemson (2/15/09)
 ACC: 45 vs. Clemson (2/15/09)

CAREER STATISTICS

Year	G-GS	Min-Avg.	FG-FGA	Pct.	3FG-3FGA	Pct.	FT-FTA	Pct.	Off-Def.	Reb-Avg.	PF-DQ	Ast	TO	Blk	Stl	Pts-Avg
2008-09	28-27	957-34.2	150-344	.436	16-51	.314	148-186	.796	47-122	169-6.0	49-1	78	77	3	28	464-16.6
ACC	16-16	570-35.6	88-210	.419	10-32	.313	73-91	.802	26-72	98-6.1	28-0	49	50	1	16	259-16.2
2009-10	10-10	307-30.7	56-127	.441	5-14	.357	42-53	.792	16-37	53-5.3	17-1	27	18	4	8	159-15.9
ACC																
CAREER	38-37	1264-33.3	206-471	.437	21-65	.323	190-239	.795	63-159	222-5.8	66-2	105	95	7	36	623-16.4
ACC	16-16	570-35.6	88-210	.419	10-32	.313	73-91	.802	26-72	98-6.1	28-0	49	50	1	16	259-16.2



JEROME MEYNSSE

#55

Senior • Forward/Center • 6-9 • 233 • Baton Rouge, La. • McKinley

2009-10 SEASON:

- Had five points and two rebounds vs. Longwood
- Had four points and four rebounds in a career-high 27 minutes at USF
- Had four points and a career-high two assists vs. Rider in first start of the season
- Had two points and six rebounds vs. Oral Roberts
- Had four points and a season-high eight rebounds vs. Stanford in Cancun
- Had five points and six rebounds vs. Penn State

SINGLE GAME BESTS

POINTS

Season: 5 vs. Longwood (11/13/09), vs. Penn St (11/30/09)
 Career: 12 vs. Elon (12/22/07)
 ACC: 4 at FSU (1/23/08), at Duke (2/1/09)

REBOUNDS

Season: 8 vs. Stanford (11/24/09)
 Career: 9 vs. Hampton (12/19/07)
 ACC: 3 vs. BC (1/19/08), at FSU (1/23/08)

FG MADE

Season: 2 vs. Longwood (11/13/09), vs. Penn St (11/30/09)
 Career: 5 vs. Elon (12/22/07)
 ACC: 2 at Florida State (1/23/08)

FG ATTEMPTS

Season: 4 vs. Penn State (11/30/09)
 Career: 7 vs. Hampton (12/19/07), at Syracuse (11/28/08)
 ACC: 3 vs. Clemson (2/7/08)

3 PT FG MADE

Season: --
 Career: --
 ACC: --

3 PT FG ATTEMPTS

Season: --
 Career: --
 ACC: --

FT MADE

Season: 4 at USF (11/16/09)
 Career: 5 vs. UMES (11/26/06)
 ACC: 2 at Duke (2/1/09)

FT ATTEMPTS

Season: 6 at USF (11/16/09)
 Career: 6 vs. UMES (11/26/06), at USF (11/16/09)
 ACC: 2 on four occasions

ASSISTS

Season: 2 vs. Rider (11/19/09)
 Career: 2 vs. Rider (11/19/09)
 ACC: --

TURNOVERS

Season: 1 on three occasions
 Career: 2 on five occasions
 ACC: --

BLOCKS

Season: 2 vs. Rider (11/19/09)
 Career: 2 on four occasions
 ACC: 2 at Georgia Tech (12/28/08)

STEALS

Season: 2 vs. NJIT (12/21/09)
 Career: 2 vs. PR-Mayaguez (12/21/06), vs. NJIT (12/21/09)
 ACC: 1 at FSU (1/23/08), at Va. Tech (1/10/09)

MINUTES


Season: 27 at USF (11/16/09)
 Career: 27 at USF (11/16/09)
 ACC: 21 at Maryland (1/20/09)

2009-10 GAME-BY-GAME:

Opponent	GP-GS	FG-FGA	3FG-3FGA	FT-FTA	Off-Def	Total	A	TO	Blk	Stl	PF	Min	Pts
Longwood	1-0	2-2	0-0	1-2	1-1	2	0	0	0	0	0	20	5
at USF	2-0	0-1	0-0	4-6	2-2	4	0	0	0	1	3	27	4
Rider	3-1	1-3	0-0	2-3	1-1	2	2	1	2	0	3	22	4
Oral Roberts	4-2	1-3	0-0	0-1	1-5	6	0	0	0	0	3	22	2
vs. Stanford	5-3	1-2	0-0	2-2	2-6	8	0	0	1	1	1	16	4
vs. Cleveland St	6-4	1-2	0-0	0-0	1-1	2	0	0	0	0	3	11	2
Penn State	7-5	2-4	0-0	1-1	3-3	6	0	1	1	1	1	23	5
at Auburn	8-6	1-1	0-0	0-0	1-2	3	0	1	1	1	4	20	2
NJIT	9-6	1-3	0-0	2-2	3-2	5	1	0	1	2	1	10	4
Hampton	10-6	0-0	0-0	0-0	0-1	1	0	0	0	0	4	13	0

CAREER STATISTICS

Year	G-GS	Min-Avg.	FG-FGA	Pct.	3FG-3FGA	Pct.	FT-FTA	Pct.	Off-Def.	Reb-Avg.	PF-DQ	Ast	TO	Blk	Stl	Pts-Avg
2006-07	15-0	100-6.7	4-11	.364	0-0	.000	9-13	.692	3-17	20-1.3	15-0	1	4	2	2	17-1.1
ACC	4-0	8-2.0	0-1	.000	0-0	.000	0-0	.000	0-0	0-0.0	3-0	0	0	0	0	0-0.0
2007-08	26-0	188-7.2	23-33	.697	0-0	.000	4-12	.333	18-31	49-1.9	36-0	2	7	3	3	50-1.9
ACC	13-0	77-5.9	7-11	.636	0-0	.000	0-2	.000	5-12	17-1.3	21-0	0	0	0	1	14-1.1
2008-09	17-1	149-8.8	8-20	.400	0-0	.000	13-22	.591	13-14	27-1.6	17-0	1	8	7	1	29-1.7
ACC	7-0	58-8.3	2-6	.333	0-0	.000	4-6	.667	3-5	8-1.1	10-0	0	0	3	1	8-1.1
2009-10	10-6	184-18.4	10-21	.476	0-0	.000	12-17	.706	15-24	39-3.9	23-0	3	3	6	6	32-3.2
ACC																
CAREER	68-7	621-9.1	45-85	.529	0-0	.000	38-64	.594	49-86	135-2.0	91-0	7	22	18	12	128-1.9
ACC	24-0	143-6.0	9-18	.500	0-0	.000	4-8	.500	8-17	25-1.0	34-0	0	0	3	2	22-0.9



MIKE SCOTT

#32

Junior • Forward • 6-8 • 239 • Chesapeake, Va. • Hargrave Military Academy

2009-10 SEASON:

- Had 12 points and 13 rebounds vs. Longwood
- Had nine points and five rebounds at USF
- Had 17 points (8-9 FG) and nine rebounds vs. Rider
- Had 15 points and 10 rebounds vs. Oral Roberts
- Had 15 points and eight rebounds vs. Cleveland State in Cancun
- Had 17 points and 11 rebounds vs. Penn State for his 13th career double-double
- Missed the last three games due to an ankle injury (first games of his career he has missed)

SINGLE GAME BESTS

POINTS

Season: 17 vs. Rider (11/19/09), vs. Penn St (11/30/09)
 Career: 26 vs. VMI (11/16/08)
 ACC: 18 vs. Clemson (2/15/09)

REBOUNDS

Season: 13 vs. Longwood (11/13/09)
 Career: 18 vs. VMI (11/16/08)
 ACC: 12 at Md (1/30/08), at BC (2/17/08)

FG MADE

Season: 8 vs. Rider (11/19/09), vs. Penn St (11/30/09)
 Career: 11 vs. VMI (11/16/08)
 ACC: 8 vs. Clemson (2/15/09)

FG ATTEMPTS

Season: 14 vs. Penn State (11/30/09)
 Career: 14 vs. Penn State (11/30/09)
 ACC: 12 vs. Clemson (2/15/09)

3 PT FG MADE

Season: --
 Career: 2 vs. Georgia Tech (3/13/08)
 ACC: 2 vs. Georgia Tech (3/13/08)

3 PT FG ATTEMPTS

Season: --
 Career: 2 at BC (2/17/08), vs. GT (3/13/08)
 ACC: 2 at BC (2/17/08), vs. GT (3/13/08)

FT MADE

Season: 3 on three occasions
 Career: 10 at Maryland (1/20/09)
 ACC: 10 at Maryland (1/20/09)

FT ATTEMPTS

Season: 6 vs. Stanford (11/24/09)
 Career: 10 at Maryland (1/20/09)
 ACC: 10 at Maryland (1/20/09)

ASSISTS

Season: 3 on three occasions
 Career: 4 at Syracuse (11/28/08)
 ACC: 3 vs. Clemson (2/15/09)

TURNOVERS

Season: 4 vs. Stanford (11/24/09)
 Career: 4 on four occasions
 ACC: 4 vs. Maryland (3/7/09)

BLOCKS

Season: 2 vs. Longwood (11/13/09)
 Career: 3 vs. Duke (3/5/08), vs. Richmond (3/18/08)
 ACC: 3 vs. Duke (3/5/08)

STEALS

Season: 1 vs. Longwood (11/13/09), vs. ORU (11/21/09)
 Career: 3 on four occasions
 ACC: 3 vs. FSU (1/24/09), vs. Clemson (2/15/09)

MINUTES

Season: 36 vs. Cleveland State (11/25/09)
 Career: 40 vs. Clemson (2/15/09)
 ACC: 40 vs. Clemson (2/15/09)

2009-10 GAME-BY-GAME:

Opponent	GP-GS	FG-FGA	3FG-3FGA	FT-FTA	Off-Def	Total	A	TO	Blk	Stl	PF	Min	Pts
Longwood	1-1	5-8	0-0	2-2	3-10	13	0	1	2	1	3	31	12
at USF	2-2	4-9	0-0	1-2	1-4	5	0	0	0	0	5	16	9
Rider	3-3	8-9	0-0	1-2	3-6	9	3	1	0	0	1	28	17
Oral Roberts	4-4	6-12	0-0	3-4	4-6	10	2	2	0	1	2	32	15
vs. Stanford	5-5	2-6	0-0	3-6	2-7	9	3	4	1	0	4	29	7
vs. Cleveland St	6-6	6-10	0-0	3-4	4-4	8	3	2	0	0	0	36	15
Penn State	7-7	8-14	0-0	1-2	1-10	11	1	1	0	0	3	34	17
at Auburn	DNP												
NJIT	DNP												
Hampton	DNP												

CAREER STATISTICS

Year	G-GS	Min-Avg.	FG-FGA	Pct.	3FG-3FGA	Pct.	FT-FTA	Pct.	Off-Def.	Reb-Avg.	PF-DQ	Ast	TO	Blk	Stl	Pts-Avg
2007-08	32-21	579-18.1	63-143	.441	4-10	.400	52-74	.703	67-101	168-5.3	69-1	15	25	12	20	182-5.7
ACC	16-14	310-19.4	30-77	.390	1-4	.250	20-33	.606	30-50	80-5.0	39-1	6	15	5	8	81-5.1
2008-09	28-19	774-27.6	111-204	.544	2-6	.333	63-85	.741	95-113	208-7.4	68-2	21	49	9	24	287-10.3
ACC	16-7	431-26.9	59-110	.536	2-2	1.000	39-52	.750	45-50	95-5.9	41-1	11	30	5	14	159-9.9
2009-10	7-7	206-29.4	39-68	.574	0-0	.000	14-22	.636	18-47	65-9.3	18-1	12	11	3	2	92-13.1
ACC																
CAREER	67-47	1559-23.3	213-415	.513	6-16	.375	129-181	.713	180-261	441-6.6	155-4	48	85	24	46	561-8.4
ACC	32-21	741-23.2	89-187	.476	3-6	.500	59-85	.694	75-100	175-5.5	80-2	17	45	10	22	240-7.5



ASSANE SENE

#5

Sophomore • Center • 7-0 • 234 • Saint-Louis, Senegal • South Kent

2009-10 SEASON:

- Suspended for the first three games of the season (Longwood, at South Florida, Rider) for conduct detrimental to the team
- Made season debut vs. Oral Roberts and had a career-high eight points and seven rebounds
- Had two points, three rebounds and three blocks at Auburn
- Had four points and 11 rebounds vs. NJIT in his first start of the season
- Had eight points, eight rebounds and a career-high five blocks vs. Hampton

SINGLE GAME BESTS

POINTS

Season: 8 vs. ORU (11/21/09), vs. Hampton (12/23/09)
 Career: 8 vs. ORU (11/21/09), vs. Hampton (12/23/09)
 ACC: 6 at Virginia Tech (1/10/09)

REBOUNDS

Season: 11 vs. NJIT (12/21/09)
 Career: 13 vs. Boston College (2/4/09)
 ACC: 13 vs. Boston College (2/4/09)

FG MADE

Season: 3 vs. ORU (11/21/09), vs. Hampton (12/23/09)
 Career: 3 on five occasions
 ACC: 3 at Virginia Tech (1/10/09)

FG ATTEMPTS

Season: 6 vs. Hampton (12/23/09)
 Career: 8 vs. Xavier (1/3/09)
 ACC: 6 vs. Boston College (2/4/09)

3 PT FG MADE

Season: --
 Career: --
 ACC: --

3 PT FG ATTEMPTS

Season: --
 Career: --
 ACC: --

FT MADE

Season: 2 on three occasions
 Career: 2 on five occasions
 ACC: 1 vs. Boston College (2/4/09)

FT ATTEMPTS

Season: 4 vs. Oral Roberts (11/21/09)
 Career: 4 vs. Brown (1/6/09), vs. ORU (11/21/09)
 ACC: 3 at Duke (2/1/09)

ASSISTS

Season: 1 vs. NJIT (12/21/09), vs. Hampton (12/23/09)
 Career: 2 vs. Auburn (12/20/08)
 ACC: --

TURNOVERS

Season: 2 vs. Hampton (12/23/09)
 Career: 2 on six occasions
 ACC: 2 on three occasions

BLOCKS

Season: 5 vs. Hampton (12/23/09)
 Career: 5 vs. Hampton (12/23/09)
 ACC: 4 at Virginia Tech (1/10/09)

STEALS

Season: 1 vs. NJIT (12/21/09), vs. Hampton (12/23/09)
 Career: 1 vs. NJIT (12/21/09), vs. Hampton (12/23/09)
 ACC: --

MINUTES

Season: 28 vs. NJIT (12/21/09)
 Career: 33 vs. Xavier (1/3/09)
 ACC: 28 vs. Boston College (2/4/09)

2009-10 GAME-BY-GAME:

Opponent	GP-GS	FG-FGA	3FG-3FGA	FT-FTA	Off-Def	Total	A	TO	Blk	Stl	PF	Min	Pts
Longwood	DNP												
at USF	DNP												
Rider	DNP												
Oral Roberts	1-0	3-5	0-0	2-4	2-5	7	0	0	1	0	5	13	8
vs. Stanford	2-0	1-3	0-0	0-2	0-3	3	0	0	0	0	1	13	2
vs. Cleveland St	3-0	0-2	0-0	0-0	1-0	1	0	0	0	0	0	6	0
Penn State	DNP												
at Auburn	4-0	1-1	0-0	0-0	1-2	3	0	1	3	0	3	20	2
NJIT	5-1	1-5	0-0	2-3	4-7	11	1	0	2	1	2	28	4
Hampton	6-2	3-6	0-0	2-2	2-6	8	1	2	5	1	3	25	8

CAREER STATISTICS

Year	G-GS	Min-Avg.	FG-FGA	Pct.	3FG-3FGA	Pct.	FT-FTA	Pct.	Off-Def.	Reb-Avg.	PF-DQ	Ast	TO	Blk	Stl	Pts-Avg
2008-09	22-16	381-17.3	25-65	.385	0-0	.000	6-21	.286	36-65	101-4.6	61-2	6	18	35	0	56-2.5
ACC	14-12	245-17.5	15-42	.357	0-0	.000	1-8	.125	24-36	60-4.3	35-1	0	12	20	0	31-2.2
2009-10	6-2	105-17.5	9-22	.409	0-0	.000	6-11	.545	10-23	33-5.5	14-1	2	3	11	2	24-4.0
ACC																
CAREER	28-18	486-17.4	34-87	.391	0-0	.000	12-32	.375	46-88	134-4.8	75-3	8	21	46	2	80-2.9
ACC	14-12	245-17.5	15-42	.357	0-0	.000	1-8	.125	24-36	60-4.3	35-1	0	12	20	0	31-2.2



WILL SHERRILL

#22

Junior • Forward • 6-9 • 217 • New York, N.Y. • Phillips Academy Andover

2009-10 SEASON:

- Made season debut at USF and had two points (2-2 FT) and one rebound
- Had two points and set a career-high with six rebounds vs. Rider
- Had three points and three rebounds vs. Oral Roberts
- Set career highs with 18 points, seven FGs, four 3FGs, two assists and three steals, and tied a career high with six rebounds vs. Cleveland State in Cancun
- Made his first career start at Auburn and had three points and four rebounds
- Had eight points, four rebounds and two assists vs. NJIT
- Had nine points, four rebounds and two assists vs. Hampton

2009-10 GAME-BY-GAME:

Opponent	GP-GS	FG-FGA	3FG-3FGA	FT-FTA	Off-Def	Total	A	TO	Blk	Stl	PF	Min	Pts
Longwood	DNP												
at USF	1-0	0-0	0-0	2-2	0-1	1	0	0	0	0	0	4	2
Rider	2-0	1-4	0-0	0-0	2-4	6	1	2	0	1	1	16	2
Oral Roberts	3-0	1-1	1-1	0-0	1-2	3	0	0	0	0	4	11	3
vs. Stanford	4-0	0-2	0-1	0-0	1-0	1	0	0	1	1	1	9	0
vs. Cleveland St	5-0	7-9	4-5	0-0	2-4	6	2	0	1	3	3	24	18
Penn State	6-0	0-2	0-2	0-0	0-4	4	1	0	0	0	2	20	0
at Auburn	7-1	1-6	0-4	1-2	2-2	4	1	1	0	0	3	25	3
NJIT	8-2	3-6	2-4	0-0	2-2	4	2	1	0	0	0	22	8
Hampton	9-3	4-8	1-4	0-0	2-2	4	2	1	0	1	1	26	9

SINGLE GAME BESTS

POINTS

Season: 18 vs. Cleveland State (11/25/09)
 Career: 18 vs. Cleveland State (11/25/09)
 ACC: 1 at Clemson (3/3/09)

REBOUNDS

Season: 6 vs. Rider (11/19/09), vs. Cleveland St (11/25/09)
 Career: 6 vs. Rider (11/19/09), vs. Cleveland St (11/25/09)
 ACC: --

FG MADE

Season: 7 vs. Cleveland State (11/25/09)
 Career: 7 vs. Cleveland State (11/25/09)
 ACC: --

FG ATTEMPTS

Season: 9 vs. Cleveland State (11/25/09)
 Career: 9 vs. Cleveland State (11/25/09)
 ACC: 1 vs. North Carolina (1/15/09)

3 PT FG MADE

Season: 4 vs. Cleveland State (11/25/09)
 Career: 4 vs. Cleveland State (11/25/09)
 ACC: --

3 PT FG ATTEMPTS

Season: 5 vs. Cleveland State (11/25/09)
 Career: 5 vs. Cleveland State (11/25/09)
 ACC: 1 vs. North Carolina (1/15/09)

FT MADE

Season: 2 at USF (11/16/09)
 Career: 2 at USF (11/16/09)
 ACC: 1 at Clemson (3/3/09)

FT ATTEMPTS

Season: 2 at USF (11/16/09), at Auburn (12/7/09)
 Career: 2 on three occasions
 ACC: 2 at Clemson (3/3/09)

ASSISTS

Season: 2 on three occasions
 Career: 2 on three occasions
 ACC: --

TURNOVERS

Season: 2 vs. Rider (11/19/09)
 Career: 2 vs. Rider (11/19/09)
 ACC: --

BLOCKS

Season: 1 vs. Stanford (11/24/09), vs. Cleveland St (11/25/09)
 Career: 1 vs. Stanford (11/24/09), vs. Cleveland St (11/25/09)
 ACC: --

STEALS

Season: 3 vs. Cleveland State (11/25/09)
 Career: 3 vs. Cleveland State (11/25/09)
 ACC: --

MINUTES

Season: 26 vs. Hampton (12/23/09)
 Career: 26 vs. Hampton (12/23/09)
 ACC: 2 at North Carolina (2/7/09)

CAREER STATISTICS

Year	G-GS	Min-Avg.	FG-FGA	Pct.	3FG-3FGA	Pct.	FT-FTA	Pct.	Off-Def.	Reb-Avg.	PF-DQ	Ast	TO	Blk	Stl	Pts-Avg
2007-08	7-0	12-1.7	3-3	1.000	1-1	1.000	0-0	.000	1-2	3-0.4	3-0	1	0	0	1	7-1.0
ACC	1-0	1-1.0	0-0	.000	0-0	.000	0-0	.000	0-0	0-0.0	0-0	0	0	0	0	0-0.0
2008-09	10-0	19-1.9	0-3	.000	0-1	.000	1-2	.500	2-1	3-0.3	2-0	1	2	0	0	1-0.1
ACC	5-0	5-1.0	0-1	.000	0-1	.000	1-2	.500	0-0	0-0.0	1-0	0	0	0	0	1-0.2
2009-10	9-3	157-17.4	17-38	.447	8-21	.381	3-4	.750	12-21	33-3.7	15-0	9	5	2	6	45-5.0
ACC																
CAREER	26-3	188-7.2	20-44	.455	9-23	.391	4-6	.667	15-24	39-1.5	20-0	11	7	2	7	53-2.0
ACC	6-0	6-1.0	0-1	.000	0-1	.000	1-2	.500	0-0	0-0.0	1-0	0	0	0	0	1-0.2



TRISTAN SPURLOCK

#24

Fr. • G/F • 6-8 • 217 • Woodbridge, Va. • Word of Life Christian Academy

2009-10 SEASON:

- Made collegiate debut vs. Longwood
- Scored first collegiate point at USF
- Had three points and two rebounds vs. Rider
- Had six points vs. NJIT
- Had five points and two rebounds vs. Hampton

SINGLE GAME BESTS

POINTS

Season: 6 vs. NJIT (12/21/09)
 Career: 6 vs. NJIT (12/21/09)
 ACC: --

REBOUNDS

Season: 2 vs. Rider (11/19/09), vs. Hampton (12/23/09)
 Career: 2 vs. Rider (11/19/09), vs. Hampton (12/23/09)
 ACC: --

FG MADE

Season: 3 vs. NJIT (12/21/09)
 Career: 3 vs. NJIT (12/21/09)
 ACC: --

FG ATTEMPTS

Season: 5 vs. NJIT (12/21/09), vs. Hampton (12/23/09)
 Career: 5 vs. NJIT (12/21/09), vs. Hampton (12/23/09)
 ACC: --

3 PT FG MADE

Season: 1 vs. Rider (11/19/09), vs. Hampton (12/23/09)
 Career: 1 vs. Rider (11/19/09), vs. Hampton (12/23/09)
 ACC: --

3 PT FG ATTEMPTS

Season: 3 vs. Rider (11/19/09)
 Career: 3 vs. Rider (11/19/09)
 ACC: --

FT MADE

Season: 1 at USF (11/16/09)
 Career: 1 at USF (11/16/09)
 ACC: --

FT ATTEMPTS

Season: 2 at USF (11/16/09)
 Career: 2 at USF (11/16/09)
 ACC: --

ASSISTS

Season: 1 vs. Hampton (12/23/09)
 Career: 1 vs. Hampton (12/23/09)
 ACC: --

TURNOVERS

Season: 2 at USF (11/16/09)
 Career: 2 at USF (11/16/09)
 ACC: --

BLOCKS

Season: --
 Career: --
 ACC: --

STEALS

Season: 1 vs. NJIT (12/21/09), vs. Hampton (12/23/09)
 Career: 1 vs. NJIT (12/21/09), vs. Hampton (12/23/09)
 ACC: --

MINUTES

Season: 9 at USF (11/16/09), vs. Hampton (12/23/09)
 Career: 9 at USF (11/16/09), vs. Hampton (12/23/09)
 ACC: --

2009-10 GAME-BY-GAME:

Opponent	GP-GS	FG-FGA	3FG-3FGA	FT-FTA	Off-Def	Total	A	TO	Blk	Stl	PF	Min	Pts
Longwood	1-0	0-1	0-0	0-0	0-0	0	0	0	0	0	1	3	0
at USF	2-0	0-0	0-0	1-2	1-0	1	0	2	0	0	0	9	1
Rider	3-0	1-4	1-3	0-0	0-2	2	0	0	0	0	2	8	3
Oral Roberts	4-0	1-1	0-0	0-0	0-0	0	0	0	0	0	0	1	2
vs. Stanford	DNP												
vs. Cleveland St	DNP												
Penn State	DNP												
at Auburn	DNP												
NJIT	5-0	3-5	0-2	0-0	0-1	1	0	0	0	1	0	5	6
Hampton	6-0	2-5	1-2	0-1	1-1	2	1	1	0	1	0	9	5

CAREER STATISTICS

Year	G-GS	Min-Avg.	FG-FGA	Pct.	3FG-3FGA	Pct.	FT-FTA	Pct.	Off-Def.	Reb-Avg.	PF-DQ	Ast	TO	Blk	Stl	Pts-Avg
2009-10	6-0	35-5.8	7-16	.438	2-7	.286	1-3	.333	2-4	6-1.0	3-0	1	3	0	2	17-2.8
ACC CAREER	6-0	35-5.8	7-16	.438	2-7	.286	1-3	.333	2-4	6-1.0	3-0	1	3	0	2	17-2.8



SOLOMON TAT

#45

Sr. • G/F • 6-5 • 217 • Jos Plateau, Nigeria • Community Christian School

2009-10 SEASON:

- Made season debut at USF
- Had four points and four rebounds vs. Rider
- Had one point and two rebounds vs. NJIT
- Had four points vs. Hampton

SINGLE GAME BESTS

POINTS

Season: 4 vs. Rider (11/19/09), vs. Hampton (12/23/09)
 Career: 12 at Xavier (1/3/08)
 ACC: 8 at Virginia Tech (2/10/07)

REBOUNDS

Season: 4 vs. Rider (11/19/09)
 Career: 6 at Virginia Tech (2/10/07)
 ACC: 6 at Virginia Tech (2/10/07)

FG MADE

Season: 2 vs. Rider (11/19/09), vs. Hampton (12/23/09)
 Career: 3 at Virginia Tech (2/10/07), at Xavier (1/3/08)
 ACC: 3 at Virginia Tech (2/10/07)

FG ATTEMPTS

Season: 3 vs. Rider (11/19/09)
 Career: 9 at Virginia Tech (2/10/07)
 ACC: 9 at Virginia Tech (2/10/07)

3 PT FG MADE

Season: --
 Career: --
 ACC: --

3 PT FG ATTEMPTS

Season: --
 Career: 1 on five occasions
 ACC: 1 on three occasions

FT MADE

Season: 1 vs. NJIT (12/21/09)
 Career: 6 at Xavier (1/3/08)
 ACC: 2 on four occasions

FT ATTEMPTS

Season: 2 vs. NJIT (12/21/09)
 Career: 9 at Xavier (1/3/08)
 ACC: 2 on six occasions

ASSISTS

Season: --
 Career: 5 vs. Gonzaga (1/3/07)
 ACC: 2 at Clemson (1/28/07), at Wake (3/3/07)

TURNOVERS

Season: 1 vs. NJIT (12/21/09), vs. Hampton (12/23/09)
 Career: 2 on eight occasions
 ACC: 2 on six occasions

BLOCKS

Season: --
 Career: 1 vs. Longwood (2/13/07)
 ACC: --

STEALS

Season: --
 Career: 2 vs. Stanford (1/7/07), vs. Md. (1/16/07)
 ACC: 2 vs. Maryland (1/16/07)

MINUTES


Season: 5 vs. NJIT (12/21/09)
 Career: 23 at Virginia Tech (2/10/07)
 ACC: 23 at Virginia Tech (2/10/07)

2009-10 GAME-BY-GAME:

Opponent	GP-GS	FG-FGA	3FG-3FGA	FT-FTA	Off-Def	Total	A	TO	Blk	Stl	PF	Min	Pts
Longwood	DNP												
at USF	1-0	0-0	0-0	0-0	0-0	0	0	0	0	0	0	2	0
Rider	2-0	2-3	0-0	0-1	1-3	4	0	0	0	0	0	4	4
Oral Roberts	3-0	0-0	0-0	0-0	0-0	0	0	0	0	0	0	1	0
vs. Stanford	DNP												
vs. Cleveland St	DNP												
Penn State	DNP												
at Auburn	DNP												
NJIT	4-0	0-0	0-0	1-2	1-1	2	0	1	0	0	1	5	1
Hampton	5-0	2-2	0-0	0-0	0-1	1	0	1	0	0	0	3	4

CAREER STATISTICS

Year	G-GS	Min-Avg.	FG-FGA	Pct.	3FG-3FGA	Pct.	FT-FTA	Pct.	Off-Def.	Reb-Avg.	PF-DQ	Ast	TO	Blk	Stl	Pts-Avg
2006-07	20-0	165-8.3	14-40	.350	0-3	.000	12-19	.632	7-25	32-1.6	24-0	13	8	1	8	40-2.0
ACC	13-0	107-8.2	8-25	.320	0-1	.000	5-5	1.000	5-16	21-1.6	17-0	6	4	0	5	21-1.6
2007-08	15-0	100-6.7	11-24	.458	0-2	.000	13-17	.765	4-16	20-1.3	6-0	5	6	0	3	35-2.3
ACC	9-0	68-7.6	7-15	.467	0-2	.000	5-6	.833	1-12	13-1.4	4-0	3	4	0	3	19-2.1
2008-09	17-8	119-7.0	4-15	.267	0-0	.000	3-4	.750	6-10	16-0.9	17-1	5	10	0	3	11-0.6
ACC	12-8	101-8.4	3-14	.214	0-0	.000	1-2	.500	6-7	13-1.1	13-1	3	9	0	2	7-0.6
2009-10	5-0	15-3.0	4-5	.800	0-0	.000	1-3	.333	2-5	7-1.4	1-0	0	2	0	0	9-1.8
ACC																
CAREER	57-8	399-7.0	33-84	.393	0-5	.000	29-43	.674	19-56	75-1.3	48-1	23	26	1	14	95-1.7
ACC	34-8	276-8.1	18-54	.333	0-3	.000	11-13	.846	12-35	47-1.4	34-1	12	17	0	10	47-1.4



SAMMY ZEGLINSKI

#13

So. • G • 6-0 • 182 • Philadelphia, Pa. • The William Penn Charter School

2009-10 SEASON:

- Had 14 points and tied a career-high with six rebounds vs. Longwood
- Had 12 points vs. Rider
- Had 13 points vs. Oral Roberts
- Tied a career high with six rebounds vs. Stanford in Cancun
- Had 10 points and four assists vs. Cleveland State in Cancun
- Had 16 points vs. Penn State
- Had a season-high 18 points and four assists at Auburn
- Had eight points, four rebounds and a career-high two blocks vs. NJIT
- Had 13 points vs. Hampton

SINGLE GAME BESTS

POINTS

Season: 18 at Auburn (12/7/09)
 Career: 24 vs. Liberty (11/25/08)
 ACC: 15 vs. Clemson (2/15/09)

REBOUNDS

Season: 6 vs. Longwood (11/13/09), vs. Stanford (11/24/09)
 Career: 6 on three occasions
 ACC: 6 at Georgia Tech (12/28/08)

FG MADE

Season: 5 on three occasions
 Career: 8 vs. Liberty (11/25/08)
 ACC: 6 vs. Clemson (2/15/09)

FG ATTEMPTS

Season: 14 vs. Penn State (11/30/09)
 Career: 14 vs. Auburn (12/20/08), vs. Penn St (11/30/09)
 ACC: 11 at North Carolina (2/7/09)

3 PT FG MADE

Season: 5 at Auburn (12/7/09)
 Career: 6 vs. Liberty (11/25/08)
 ACC: 3 at GT (12/28/08), vs. Clemson (2/15/09)

3 PT FG ATTEMPTS

Season: 9 vs. Penn St (11/30/09), at Auburn (12/7/09)
 Career: 10 vs. Liberty (11/25/08)
 ACC: 9 at Georgia Tech (12/28/08)

FT MADE

Season: 3 at Auburn (12/7/09)
 Career: 4 vs. USF (11/19/08), vs. FSU (1/24/09)
 ACC: 4 vs. Florida State (1/24/09)

FT ATTEMPTS

Season: 4 vs. Rider (11/19/09)
 Career: 8 vs. Florida State (1/24/09)
 ACC: 8 vs. Florida State (1/24/09)

ASSISTS

Season: 4 on three occasions
 Career: 8 at Virginia Tech (1/10/09)
 ACC: 8 at Virginia Tech (1/10/09)

TURNOVERS

Season: 5 vs. Longwood (11/13/09)
 Career: 6 vs. Clemson (2/15/09)
 ACC: 6 vs. Clemson (2/15/09)

BLOCKS

Season: 2 vs. NJIT (12/21/09)
 Career: 2 vs. NJIT (12/21/09)
 ACC: --

STEALS

Season: 2 on four occasions
 Career: 5 vs. Florida State (1/24/09)
 ACC: 5 vs. Florida State (1/24/09)

MINUTES

Season: 38 vs. Cleveland State (11/25/09)
 Career: 39 at Georgia Tech (12/28/08)
 ACC: 39 at Georgia Tech (12/28/08)

2009-10 GAME-BY-GAME:

Opponent	GP-GS	FG-FGA	3FG-3FGA	FT-FTA	Off-Def	Total	A	TO	Blk	Stl	PF	Min	Pts
Longwood	1-1	5-10	4-7	0-2	0-6	6	4	5	0	1	3	37	14
at USF	2-2	1-4	0-1	0-0	0-0	0	2	2	1	2	4	24	2
Rider	3-3	4-5	2-2	2-4	0-4	4	2	1	0	1	1	25	12
Oral Roberts	4-4	4-7	3-6	2-2	1-2	3	1	0	0	0	2	23	13
vs. Stanford	5-5	1-5	0-2	0-0	0-6	6	3	1	0	1	4	33	2
vs. Cleveland St	6-6	4-7	2-5	0-0	0-3	3	4	3	0	2	1	38	10
Penn State	7-7	5-14	4-9	2-2	0-1	1	2	3	1	2	3	29	16
at Auburn	8-8	5-11	5-9	3-3	0-5	5	4	1	0	1	3	34	18
NJIT	9-9	3-5	2-4	0-0	2-2	4	0	1	2	0	2	23	8
Hampton	10-10	4-9	3-8	2-2	0-1	1	2	0	1	2	0	21	13

CAREER STATISTICS

Year	G-GS	Min-Avg.	FG-FGA	Pct.	3FG-3FGA	Pct.	FT-FTA	Pct.	Off-Def.	Reb-Avg.	PF-DQ	Ast	TO	Blk	Stl	Pts-Avg
2007-08	8-0	62-7.8	3-12	.250	1-7	.143	0-2	.000	3-6	9-1.1	8-0	15	9	1	3	7-0.9
ACC	0-0															
2008-09	28-15	669-23.9	82-213	.385	33-105	.314	20-35	.571	9-57	66-2.4	68-2	84	70	2	36	217-7.8
ACC	16-7	362-22.6	32-101	.317	12-56	.214	6-16	.375	6-27	33-2.1	33-0	44	37	0	18	82-5.1
2009-10	10-10	287-28.7	36-77	.468	25-53	.472	11-15	.733	3-30	33-3.3	23-0	24	17	5	12	108-10.8
ACC																
CAREER	46-25	1018-22.1	121-302	.401	59-165	.358	31-52	.596	15-93	108-2.3	99-2	123	96	8	51	332-7.2
ACC	16-7	362-22.6	32-101	.317	12-56	.214	6-16	.375	6-27	33-2.1	33-0	44	37	0	18	82-5.1

VIRGINIA **68** December 21, 2009
NJIT **37** John Paul Jones Arena • Charlottesville, Va.

NJIT (3-8)

Player	FG	3FG	FT	O-D	Reb	PF	Pts	A	TO	Blk	Stl	Min
Regis (F)	2-9	0-0	1-2	1-4	5	3	5	0	0	2	0	28
Flores (G)	2-7	0-3	0-0	0-1	1	1	4	1	4	0	1	32
Wilson (G)	3-11	2-5	3-6	2-2	4	1	11	1	1	0	0	24
Wilkerson (G)	3-7	2-3	1-2	0-6	6	2	9	2	2	0	1	31
Scott (G)	1-4	1-2	0-0	0-4	4	1	3	2	1	0	0	28
Lopez	0-1	0-0	0-0	2-3	5	1	0	0	0	0	0	9
Schickel, S.	1-5	1-4	0-0	0-1	1	0	3	1	1	0	0	22
Schickel, T.	1-2	0-0	0-0	0-1	1	1	2	1	2	0	1	12
Darnell	0-0	0-0	0-0	0-0	0	0	0	0	0	0	1	2
McCarthy	0-2	0-0	0-0	0-3	3	5	0	0	2	0	0	12
				0-1	1							
TOTALS	13-48	6-17	5-10	5-26	31	15	37	8	14	2	4	200
	<i>.271</i>	<i>.353</i>	<i>.500</i>									

VIRGINIA (5-4)

Player	FG	3FG	FT	O-D	Reb	PF	Pts	A	TO	Blk	Stl	Min
Sherrill (F)	3-6	2-4	0-0	2-2	4	0	8	2	1	0	0	22
Sene (C)	1-5	0-0	2-3	4-7	11	2	4	1	0	2	1	28
Baker (G)	4-8	1-2	0-0	0-2	2	1	9	1	1	0	1	22
Zeglinski (G)	3-5	2-4	0-0	2-2	4	2	8	0	1	2	0	23
Landesberg (G)	3-11	0-0	4-4	1-4	5	0	10	1	2	0	3	23
Browman	0-0	0-0	0-0	0-1	1	1	0	0	0	0	0	3
Evans	3-4	0-0	1-2	0-5	5	1	7	3	0	0	2	23
Farrakhan	0-5	0-1	0-0	0-2	2	0	0	2	0	0	0	16
Jonke	0-1	0-1	0-0	0-0	0	0	0	0	1	0	0	4
Kody	0-0	0-0	0-0	0-0	0	0	0	1	0	0	1	2
Jones	3-9	2-6	3-4	0-2	2	0	11	0	0	0	0	14
Spurlock	3-5	0-2	0-0	0-1	1	0	6	0	0	0	1	5
Tat	0-0	0-0	1-2	1-1	2	1	1	0	1	0	0	5
Meyinsse	1-3	0-0	2-2	3-2	5	1	4	1	0	1	2	10
				2-0	2							
TOTALS	24-62	7-20	13-17	15-31	46	9	68	12	7	5	11	200
	<i>.387</i>	<i>.350</i>	<i>.765</i>									

NJIT	19	18	37	Officials:	Mike Wood, Mike Eades, Jose Carrion
VIRGINIA	32	36	68	Technical:	none • Attendance: 7,264

VIRGINIA **80** December 23, 2009
HAMPTON **54** John Paul Jones Arena • Charlottesville, Va.

HAMPTON (2-10)

Player	FG	3FG	FT	O-D	Reb	PF	Pts	A	TO	Blk	Stl	Min
Funches (F)	3-9	0-1	4-4	6-4	10	1	10	1	3	2	2	33
Freeman (F)	3-7	0-0	2-4	1-0	1	3	8	0	2	1	1	31
Lola-Charles (C)	0-3	0-0	0-0	2-1	3	3	0	0	1	1	0	14
Pellum (G)	1-5	0-3	0-0	0-1	1	0	2	0	2	0	0	22
Simpson (G)	2-7	1-5	0-0	0-2	2	1	5	1	3	0	0	19
Brooks	0-1	0-1	0-2	0-0	0	1	0	5	1	0	0	17
Tunnell	0-1	0-0	0-0	0-0	0	0	0	0	0	0	0	7
Tolson	3-6	1-4	0-0	0-2	2	1	7	0	0	0	1	17
Morgan	6-12	4-7	2-2	1-0	1	1	18	0	1	0	1	26
Ntoko	1-2	0-0	0-0	0-1	1	0	2	0	0	0	1	2
Reed	1-1	0-0	0-0	0-1	1	0	2	0	0	0	0	10
Taylor	0-0	0-0	0-0	0-0	0	1	0	0	0	0	0	2
				2-2	4							
TOTALS	20-54	6-21	8-12	12-14	26	12	54	7	13	4	6	200
	<i>.370</i>	<i>.286</i>	<i>.667</i>									

VIRGINIA (6-4)

Player	FG	3FG	FT	O-D	Reb	PF	Pts	A	TO	Blk	Stl	Min
Sherrill (F)	4-8	1-4	0-0	2-2	4	1	9	2	1	0	1	26
Sene (C)	3-6	0-0	2-2	2-6	8	3	8	1	2	5	1	25
Baker (G)	2-4	1-2	0-0	2-0	2	0	5	4	0	0	0	18
Zeglinski (G)	4-9	3-8	2-2	0-1	1	0	13	2	0	1	2	21
Landesberg (G)	5-13	1-2	3-3	7-5	12	0	14	6	1	0	1	28
Browman	0-0	0-0	0-0	0-0	0	1	0	0	1	0	0	2
Evans	2-2	0-0	0-0	0-3	3	1	4	3	3	0	0	17
Farrakhan	3-5	2-2	2-2	1-0	1	1	10	2	0	0	0	16
Jonke	0-0	0-0	0-0	0-1	1	0	0	0	1	0	0	2
Kody	0-0	0-0	0-0	0-0	0	0	0	0	0	0	0	2
Jones	3-6	2-3	0-0	1-0	1	1	8	1	0	1	0	18
Spurlock	2-5	1-2	0-1	1-1	2	0	5	1	1	0	1	9
Tat	2-2	0-0	0-0	0-1	1	0	4	0	1	0	0	3
Meyinsse	0-0	0-0	0-0	0-1	1	4	0	0	0	0	0	13
				1-3	4							
TOTALS	30-60	11-23	9-10	17-24	41	12	80	22	11	7	6	200
	<i>.500</i>	<i>.478</i>	<i>.900</i>									

HAMPTON	28	26	54	Officials:	Les Jones, Tim Nestor, John Gaffney
VIRGINIA	48	32	80	Technical:	none • Attendance: 7,803

VIRGINIA TEAM AND INDIVIDUAL HIGHS FOR THE 2009-10 SEASON

Team		Individual	
Points:	85 vs. Longwood (85-72)	Points:	23 Sylvan Landesberg vs. Longwood
FG Att:	62 vs. NJIT (24-62)	FG Att:	20 Sylvan Landesberg (8-20) at Auburn
FG Made:	30 vs. Longwood (30-50) vs. Hampton (30-60)	FG Made:	8 on four occasions
FG %:	60.0 vs. Longwood (30-50)	FG %:⁽¹⁾	88.9 Mike Scott (8-9) vs. Rider
3-FG Att:	23 vs. Hampton (11-23)	3-FG Att:	9 Sammy Zeglinski (4-9) vs. Penn State; Zeglinski (5-9) at Auburn
3-FG Made:	11 vs. Hampton (11-23)	3-FG Made:	5 Sammy Zeglinski (5-9) at Auburn
3-FG %:	58.8 vs. Cleveland State (10-17)	3-FG %:⁽²⁾	100.0 Jeff Jones (4-4) at Auburn
FT Att:	27 vs. Oral Roberts (20-27)	FT Att:	9 Sylvan Landesberg (7-9) vs. Cleveland State
FT Made:	20 vs. Oral Roberts (20-27)	FT Made:	7 Sylvan Landesberg (7-9) vs. Cleveland State
FT %:	90.0 vs. Hampton (9-10)	FT %:⁽¹⁾	100.0 Sylvan Landesberg (6-6) vs. Oral Roberts 100.0 Mustapha Farrakhan (6-6) vs. Longwood
Rebounds:	46 vs. NJIT	Rebounds:	13 Mike Scott vs. Longwood
Assists:	22 vs. Hampton	Assists:	6 Sylvan Landesberg vs. Hampton
Turnovers:	16 vs. Longwood	Turnovers:	5 Sammy Zeglinski vs. Longwood
Blocks:	7 vs. Hampton	Blocks:	5 Assane Sene vs. Hampton
Steals:	11 vs. NJIT	Steals:	3 Will Sherrill vs. Cleveland State Jontel Evans at Auburn Sylvan Landesberg vs. NJIT
Fouls:	25 vs. Penn State		

OPPONENT TEAM AND INDIVIDUAL HIGHS FOR THE 2009-10 SEASON

Team		Individual	
Points:	72 by Longwood (72-85)	Points:	32 Talor Battle (Penn State)
FG Att:	61 by Longwood (29-61)	FG Att:	18 Dominique Jones (10-18, USF)
FG Made:	29 by Longwood (29-61)	FG Made:	10 Dominique Jones (10-18, USF)
FG %:	55.3 by Cleveland State (26-47)	FG %:⁽¹⁾	100.0 Aaron Pogue (5-5, Cleveland State) Brendon Knox (5-5, Auburn)
3-FG Att:	26 by Auburn (10-26)	3-FG Att:	9 Talor Battle (5-9, Penn State) Frankie Sullivan (4-9, Auburn)
3-FG Made:	10 by Auburn (10-26)	3-FG Made:	5 Talor Battle (5-9, Penn State)
3-FG %:	50.0 by Stanford (8-16)	3-FG %:⁽²⁾	100.0 Justin Leemow (3-3, USF)
FT Att:	25 by Penn State (17-25)	FT Att:	13 Talor Battle (9-13, Penn State)
FT Made:	17 by Penn State (17-25)	FT Made:	9 Talor Battle (9-13, Penn State)
FT %:	72.2 by USF (13-18)	FT %:⁽¹⁾	100.0 Augustus Gilchrist (7-7, USF)
Rebounds:	38 by Penn State	Rebounds:	13 Landry Fields (Stanford)
Assists:	14 by Cleveland State	Assists:	7 DeWayne Reed (Auburn)
Turnovers:	14 by four teams	Turnovers:	6 Augustus Gilchrist (USF)
Blocks:	5 by Rider	Blocks:	3 Augustus Gilchrist (USF)
Steals:	9 by Longwood	Steals:	4 Dominique Jones (USF)
Fouls:	20 by Oral Roberts		

VIRGINIA AND OPPONENT TEAM LOWS FOR THE 2009-10 SEASON

Virginia		Opponent	
Points:	49 at USF (49-66)	Points:	37 by NJIT (37-68)
FG Att:	45 vs. Stanford (17-45)	FG Att:	45 by USF (24-45)
FG Made:	17 at USF (17-52) vs. Stanford (17-45)	FG Made:	13 by NJIT (13-48)
FG %:	32.7 at USF (17-52)	FG %:	27.1 by NJIT (13-48)
3-FG Att:	12 at USF (2-12)	3-FG Att:	11 by USF (5-11)
3-FG Made:	2 at USF (2-12)	3-FG Made:	5 by USF (5-11)
3-FG %:	16.7 at USF (2-12)	3-FG %:	28.6 by Hampton (6-21)
FT Att:	10 at Auburn (8-10) vs. Hampton (9-10)	FT Att:	8 by Cleveland State (4-8)
FT Made:	8 vs. Penn State (8-13) at Auburn (8-10)	FT Made:	4 by Cleveland State (4-8)
FT %:	58.3 vs. Stanford (14-24)	FT %:	41.7 by Rider (5-12)
Rebounds:	24 at USF	Rebounds:	18 by Cleveland State
Assists:	7 at USF	Assists:	7 by Oral Roberts, by Hampton on three occasions
Turnovers:	7 vs. NJIT	Turnovers:	10 by Longwood, by Stanford
Blocks:	1 at USF	Blocks:	3 by Rider
Steals:	4 vs. Penn State	Steals:	12 by Hampton
Fouls:	9 vs. NJIT		

(1) Min. 5 made; (2) Min. 3 made

THE CAVALIERS' RECORD IN 2009-10 WHEN UVa:

leads at halftime.....	5-3
trails at halftime.....	1-1
tied at halftime.....	0-0
goes into overtime.....	0-0
leads by 10 or more points.....	6-2
trails by 10 or more points.....	1-2
shoots 50% or better.....	4-0
shoots less than 50%.....	2-4
shoots less than 45%.....	1-4
shoots less than 40%.....	1-2
opponent shoots 50% or better.....	1-1
opponent shoots less than 50%.....	5-3
opponent shoots less than 45%.....	4-2
opponent shoots less than 40%.....	4-1
has higher FG% than opponent.....	5-0
has lower FG% than opponent.....	1-4
has same FG% as opponent.....	0-0
outrounds its opponent.....	6-0
is outrebounded by opponent.....	0-4
has same rebounds as opponent.....	0-0
has more offensive rebounds than opponent.....	6-2
has fewer offensive rebounds than opponent.....	0-2
has same offensive rebounds as opponent.....	0-0
has fewer turnovers than opponent.....	4-3
has more turnovers than opponent.....	1-1
has same turnovers as opponent.....	1-0
has fewer than 10 turnovers.....	1-3
opponent has fewer than 10 turnovers.....	0-0
shoots more FTs than opponent.....	5-1
shoots fewer FTs than opponent.....	1-3
shoots the same FTs as opponent.....	0-0
has game decided by 10 points or less.....	0-3
has game decided by 5 points or less.....	0-3
scores <60 points.....	0-2
scores 60-69 points.....	1-2
scores 70-79 points.....	3-0
scores 80-89 points.....	2-0
scores 90+ points.....	0-0
allows <60 points.....	4-1
allows 60-69 points.....	1-3
allows 70-79 points.....	1-0
allows 80-89 points.....	0-0
allows 90+ points.....	0-0
wins the tip.....	3-2
loses the tip.....	3-2

VIRGINIA IN ITS 6 WINS:

UVa's FG percentage.....	49.4 (166-336)
UVa's FT percentage.....	76.6 (85-111)
UVa's 3FG percentage.....	44.8 (47-105)
UVa's offensive rebounds /game.....	12.2 (73)
UVa's rebounds/game.....	40.2 (241)
UVa's rebound margin/game.....	+13.9 (40.2-26.3)
UVa's assists/game.....	15.3 (92)
UVa's turnovers/game.....	10.7 (64)
UVa's points/game.....	77.3 (464)
Opponent's FG percentage.....	38.8 (123-317)
Opponent's points/game.....	54.8 (329)
Opponent's turnovers/game.....	12.7 (76)
Opponent's FT attempts/game.....	12.0 (72)

VIRGINIA IN ITS 4 LOSSES:

UVa's FG percentage.....	38.9 (84-216)
UVa's FT percentage.....	67.2 (43-64)
UVa's 3FG percentage.....	34.3 (23-67)
UVa's offensive rebounds /game.....	9.5 (38)
UVa's rebounds/game.....	31.3 (125)
UVa's rebound margin/game.....	-4.7 (31.3-36.0)
UVa's assists/game.....	10.0 (40)
UVa's turnovers/game.....	9.8 (39)
UVa's points/game.....	58.5 (234)
Opponent's FG percentage.....	45.6 (93-204)
Opponent's points/game.....	65.0 (260)
Opponent's turnovers/game.....	11.5 (46)
Opponent's FT attempts/game.....	18.8 (75)

ADDITIONAL TEAM INFORMATION ...

Largest halftime lead:
 Largest halftime deficit:
 Largest halftime deficit overcome in a victory:
 Largest halftime lead surrendered in a loss:
 Largest deficit overcome in a victory:
 Largest lead surrendered in a loss:
 Largest deficit at any time:
 Largest lead at any time:
 Most consecutive points scored:
 Most consecutive points allowed:

22 vs. Longwood, Nov. 13 (49-27)
 7 vs. Cleveland State, Nov. 25 (27-34)
 7 vs. Cleveland State, Nov. 25 (27-34)
 6 vs. Penn State, Nov. 30 (27-21)
 10 vs. Cleveland State, Nov. 25 (down 29-39 @ 17:33, 2nd Half)
 11 at Auburn, Dec. 7 (led 25-14 @ 8:16, 1st Half)
 21 at USF, Nov. 16 (45-66 @ 0:57 2nd Half)
 33, vs. Rider, Nov. 19, (73-40 @ 4:28 2nd Half)
 12 vs. Oral Roberts, Nov. 21; vs. Hampton, Dec. 23 (twice)
 13 at USF, Nov. 16

VIRGINIA'S LEADING PERFORMERS IN 2009-10 ...

OPPONENT	SCORE	POINTS	REBOUNDS	ASSISTS
Longwood	85-72	Sylvan Landesberg (23)	Mike Scott (13)	Three players (4)
at USF	49-66	Sylvan Landesberg (14)	Jeff Jones (5), Mike Scott (5)	Three players (2)
Rider	79-46	Mike Scott (17)	Mike Scott (9)	Mike Scott (3)
Oral Roberts	76-55	Mike Scott (15)	Mike Scott (10)	Mustapha Farrakhan (4)
vs. Stanford	52-57	Jeff Jones (17)	Mike Scott (9)	Scott (3), Zeglinski (3)
vs. Cleveland State	76-65	Sylvan Landesberg (20)	Mike Scott (8)	Sylvan Landesberg (5)
Penn State	66-69	Sylvan Landesberg (18)	Mike Scott (11)	Four players (2)
at Auburn	67-68	Sylvan Landesberg (20)	Sammy Zeglinski (5)	Jontel Evans (5)
NJIT	68-37	Jeff Jones (11)	Assane Sene (11)	Jontel Evans (3)
Hampton	80-54	Sylvan Landesberg (14)	Sylvan Landesberg (12)	Sylvan Landesberg (6)

LED VIRGINIA IN...
SCORING

	'10	'09	'08	'07	Career
Landesberg	6	16			22
Jones	2	2	1		5
Scott	2	2	-		4
Baker	-	2	1		3
Zeglinski	-	1	-		1

REBOUNDING

	'10	'09	'08	'07	Career
Scott	7	13	8		28
Landesberg	1	9			10
Sene	1	5			6
Jones	1	1	-		2
Zeglinski	1	1	-		2
Baker	-	-	3		3
Meyinsse	-	-	1	-	1
Tat	-	-	-	1	1

ASSISTS

	'10	'09	'08	'07	Career
Landesberg	5	8			13
Zeglinski	4	13	-		17
Farrakhan	4	2	-		6
Scott	2	3	-		5
Evans	2				2
Baker	1	11	5		17
Tat	-	-	-	2	2
Jones	-	1	-		1

The Automated ScoreBook
Virginia Season Schedule/Results & Leaders (as of Dec 23, 2009)
All games

RECORD:	OVERALL	HOME	AWAY	NEUTRAL
ALL GAMES	6-4	5-1	0-2	1-1
CONFERENCE	0-0	0-0	0-0	0-0
NON-CONFERENCE	6-4	5-1	0-2	1-1

Date	Opponent	Score	Att.	High Points	High Rebounds
11/13/09	LONGWOOD	W 85-72	10787	(23)Sylvan Landesberg	(13)Mike Scott
11/16/09	at USF	L 49-66	4193	(14)Sylvan Landesberg	(5)Mike Scott (5)Jeff Jones
11/19/09	RIDER	W 79-46	8061	(17)Mike Scott	(9)Mike Scott
11/21/09	ORAL ROBERTS	W 76-55	8829	(15)Mike Scott	(10)Mike Scott
11/24/09	#vs Stanford	L 52-57	200	(17)Jeff Jones	(9)Mike Scott
11/25/09	#vs Cleveland State	W 76-65		(20)Sylvan Landesberg	(8)Mike Scott
11/30/09	PENN STATE	L 66-69	8898	(18)Sylvan Landesberg	(11)Mike Scott
12/07/09	at Auburn	L 67-68	5493	(20)Sylvan Landesberg	(5)Sammy Zeglinski
12/21/09	NJIT	W 68-37	7264	(11)Jeff Jones	(11)Assane Sene
12/23/09	HAMPTON	W 80-54	7803	(14)Sylvan Landesberg	(12)Sylvan Landesberg

* = Conference game

= Cancun, Mexico

Attendance Summary	Games	Attend	Avg/Game
Home	6	51642	8607
Away	2	9686	4843
Neutral	2	200	100
Total	10	61528	6153

The Automated ScoreBook
Virginia Points-Rebounds-Assists (as of Dec 23, 2009)
All games

Opponent	Date	Score		00	01	02	04	05	10	11
				BROWMAN,D	EVANS,JONT	FARRAKHAN	BAKER,CALV	SENE,ASSAN	JONKE,TOM	KODY,THOMA
LONGWOOD	11/13/09	85-72	w	DNP	4-2-1	17-5-4	DNP	DNP	DNP	DNP
at USF	11/16/09	49-66	L	DNP	2-0-0	3-1-2	5-2-1	DNP	DNP	DNP
RIDER	11/19/09	79-46	w	0-0-0	0-1-2	8-1-2	8-2-2	DNP	0-1-0	0-1-0
ORAL ROBERTS	11/21/09	76-55	w	DNP	0-0-0	13-2-4	4-0-2	8-7-0	DNP	DNP
vs Stanford	11/24/09	52-57	L	DNP	0-0-0	3-1-1	1-1-1	2-3-0	DNP	DNP
vs Cleveland State	11/25/09	76-65	w	DNP	0-0-0	11-1-2	0-0-1	0-1-0	DNP	DNP
PENN STATE	11/30/09	66-69	L	DNP	0-0-0	5-0-2	2-1-2	DNP	DNP	DNP
at Auburn	12/07/09	67-68	L	DNP	4-2-5	0-1-1	2-1-1	2-3-0	DNP	DNP
NJIT	12/21/09	68-37	w	0-1-0	7-5-3	0-2-2	9-2-1	4-11-1	0-0-0	0-0-1
HAMPTON	12/23/09	80-54	w	0-0-0	4-3-3	10-1-2	5-2-4	8-8-1	0-1-0	0-0-0

Opponent	Date	Score		13	15	22	23	24	32	45
				ZEGLINSKI,	LANDESBER	SHERRILL,W	JONES,JEFF	SPURLOCK,T	SCOTT,MIKE	TAT,SOLOMO
LONGWOOD	11/13/09	85-72	w	14-6-4	23-6-4	DNP	10-1-1	0-0-0	12-13-0	DNP
at USF	11/16/09	49-66	L	2-0-2	14-2-2	2-1-0	7-5-0	1-1-0	9-5-0	0-0-0
RIDER	11/19/09	79-46	w	12-4-2	10-4-1	2-6-1	11-1-0	3-2-0	17-9-3	4-4-0
ORAL ROBERTS	11/21/09	76-55	w	13-3-1	14-7-3	3-3-0	2-0-0	2-0-0	15-10-2	0-0-0
vs Stanford	11/24/09	52-57	L	2-6-3	16-4-2	0-1-0	17-1-0	DNP	7-9-3	DNP
vs Cleveland State	11/25/09	76-65	w	10-3-4	20-5-5	18-6-2	0-2-0	DNP	15-8-3	DNP
PENN STATE	11/30/09	66-69	L	16-1-2	18-5-2	0-4-1	3-0-0	DNP	17-11-1	DNP
at Auburn	12/07/09	67-68	L	18-5-4	20-3-1	3-4-1	16-2-0	DNP	DNP	DNP
NJIT	12/21/09	68-37	w	8-4-0	10-5-1	8-4-2	11-2-0	6-1-0	DNP	1-2-0
HAMPTON	12/23/09	80-54	w	13-1-2	14-12-6	9-4-2	8-1-1	5-2-1	DNP	4-1-0

Opponent	Date	Score		55
				MEYINSSE,J
LONGWOOD	11/13/09	85-72	w	5-2-0
at USF	11/16/09	49-66	L	4-4-0
RIDER	11/19/09	79-46	w	4-2-2
ORAL ROBERTS	11/21/09	76-55	w	2-6-0
vs Stanford	11/24/09	52-57	L	4-8-0
vs Cleveland State	11/25/09	76-65	w	2-2-0
PENN STATE	11/30/09	66-69	L	5-6-0
at Auburn	12/07/09	67-68	L	2-3-0
NJIT	12/21/09	68-37	w	4-5-1
HAMPTON	12/23/09	80-54	w	0-1-0

The Automated ScoreBook
Virginia Team Game-by-Game Comparison (as of Dec 23, 2009)
All games

Opponent	1st	2nd	Score	Mar	Total FG	FG Pct	3-Pointers	3FG Pct	Free Throws	FT Pct	Rebounds	Assist	T/Over	Block	Steal	Fouls
LONGWOOD	49/27	36/45	85-72	+13	30-50/29-61	.600/.475	6-14/8-22	.429/.364	19-24/6-10	.792/.600	36/21 +15	14/12	16/11	2/1	6/9	14/19
USF	27/31	22/35	49-66	(17)	17-52/24-45	.327/.533	2-12/5-11	.167/.455	13-17/13-18	.765/.722	24/35 (11)	7/11	9/14	1/4	5/6	17/17
RIDER	36/22	43/24	79-46	+33	29-56/17-51	.518/.333	7-16/7-23	.438/.304	14-19/5-12	.737/.417	42/27 +15	15/10	10/14	3/5	5/3	14/16
ORAL ROBERTS	41/35	35/20	76-55	+21	25-55/18-56	.455/.321	6-15/7-17	.400/.412	20-27/12-20	.741/.600	44/35 +9	12/7	10/14	3/3	5/4	17/20
Stanford	31/30	21/27	52-57	(5)	17-45/21-54	.378/.389	4-18/8-16	.222/.500	14-24/7-15	.583/.467	35/36 (1)	10/11	13/10	4/1	8/5	18/18
Cleveland State	27/34	49/31	76-65	+11	28-53/26-47	.528/.553	10-17/9-21	.588/.429	10-14/4-8	.714/.500	32/18 +14	17/14	10/10	2/3	6/7	10/16
PENN STATE	27/21	39/48	66-69	(3)	25-61/23-52	.410/.442	8-15/6-17	.533/.353	8-13/17-25	.615/.680	35/38 (3)	10/12	8/10	3/3	4/4	25/17
Auburn	34/32	33/36	67-68	(1)	25-58/25-53	.431/.472	9-22/10-26	.409/.385	8-10/8-17	.800/.471	31/35 (4)	13/12	9/12	4/3	6/4	21/15
NJIT	32/19	36/18	68-37	+31	24-62/13-48	.387/.271	7-20/6-17	.350/.353	13-17/5-10	.765/.500	46/31 +15	12/8	7/14	5/2	11/4	9/15
HAMPTON	48/28	32/26	80-54	+26	30-60/20-54	.500/.370	11-23/6-21	.478/.286	9-10/8-12	.900/.667	41/26 +15	22/7	11/13	7/4	6/6	12/12

Note: Game totals are displayed in the format TEAM/OPPONENT for each category

The Automated ScoreBook
Virginia Game-by-Game Highs (as of Dec 23, 2009)
All games

Opponent	Date	Score	Points	Rebounds	Assists	Steals	Blocked shots
LONGWOOD	11/13/09	85-72	23-Sylvan Landesberg	13-Mike Scott	4-Sylvan Landesberg Mustapha Farrakhan Sammy Zeglinski	1-Mike Scott Jontel Evans Jeff Jones Sylvan Landesberg Mustapha Farrakhan Sammy Zeglinski	2-Mike Scott
at USF	11/16/09	49-66	14-Sylvan Landesberg	5-Jeff Jones Mike Scott	2-Sammy Zeglinski Mustapha Farrakhan Sylvan Landesberg	2-Sammy Zeglinski	1-Sammy Zeglinski
RIDER	11/19/09	79-46	17-Mike Scott	9-Mike Scott	3-Mike Scott	1-Calvin Baker Jeff Jones Will Sherrill Sammy Zeglinski Mustapha Farrakhan	2-Jerome Meyinsse
ORAL ROBERTS	11/21/09	76-55	15-Mike Scott	10-Mike Scott	4-Mustapha Farrakhan	1-Calvin Baker Sylvan Landesberg Jeff Jones Mike Scott Mustapha Farrakhan	2-Sylvan Landesberg
vs Stanford	11/24/09	52-57	17-Jeff Jones	9-Mike Scott	3-Sammy Zeglinski Mike Scott	2-Jeff Jones	1-Will Sherrill Mike Scott Sylvan Landesberg Jerome Meyinsse
vs Cleveland State	11/25/09	76-65	20-Sylvan Landesberg	8-Mike Scott	5-Sylvan Landesberg	3-Will Sherrill	1-Will Sherrill Mustapha Farrakhan
PENN STATE	11/30/09	66-69	18-Sylvan Landesberg	11-Mike Scott	2-Sylvan Landesberg Calvin Baker Mustapha Farrakhan Sammy Zeglinski	2-Sammy Zeglinski	1-Sylvan Landesberg Jerome Meyinsse Sammy Zeglinski
at Auburn	12/07/09	67-68	20-Sylvan Landesberg	5-Sammy Zeglinski	5-Jontel Evans	3-Jontel Evans	3-Assane Sene
NJIT	12/21/09	68-37	11-Jeff Jones	11-Assane Sene	3-Jontel Evans	3-Sylvan Landesberg	2-Sammy Zeglinski Assane Sene
HAMPTON	12/23/09	80-54	14-Sylvan Landesberg	12-Sylvan Landesberg	6-Sylvan Landesberg	2-Sammy Zeglinski	5-Assane Sene

The Automated ScoreBook
Virginia Team Game-by-Game (as of Dec 23, 2009)
All games

TEAM STATISTICS

Opponent	Date	Score		Total		3-Pointers		Free throws		Rebounds				pf	a	t/o	blk	stl	pts	avg
				fg-fga	pct	3fg-fga	pct	ft-fga	pct	off	def	tot	avg							
LONGWOOD	11/13/09	85-72	W	30-50	.600	6-14	.429	19-24	.792	5	31	36	36.0	14	14	16	2	6	85	85.0
at USF	11/16/09	49-66	L	17-52	.327	2-12	.167	13-17	.765	9	15	24	30.0	17	7	9	1	5	49	67.0
RIDER	11/19/09	79-46	W	29-56	.518	7-16	.438	14-19	.737	11	31	42	34.0	14	15	10	3	5	79	71.0
ORAL ROBERTS	11/21/09	76-55	W	25-55	.455	6-15	.400	20-27	.741	13	31	44	36.5	17	12	10	3	5	76	72.2
vs Stanford	11/24/09	52-57	L	17-45	.378	4-18	.222	14-24	.583	8	27	35	36.2	18	10	13	4	8	52	68.2
vs Cleveland State	11/25/09	76-65	W	28-53	.528	10-17	.588	10-14	.714	12	20	32	35.5	10	17	10	2	6	76	69.5
PENN STATE	11/30/09	66-69	L	25-61	.410	8-15	.533	8-13	.615	11	24	35	35.4	25	10	8	3	4	66	69.0
at Auburn	12/07/09	67-68	L	25-58	.431	9-22	.409	8-10	.800	10	21	31	34.9	21	13	9	4	6	67	68.8
NJIT	12/21/09	68-37	W	24-62	.387	7-20	.350	13-17	.765	15	31	46	36.1	9	12	7	5	11	68	68.7
HAMPTON	12/23/09	80-54	W	30-60	.500	11-23	.478	9-10	.900	17	24	41	36.6	12	22	11	7	6	80	69.8
Virginia		698		250-552	.453	70-172	.407	128-175	.731	111	255	366	36.6	157	132	103	34	62	698	69.8
Opponents		589		216-521	.415	72-191	.377	85-147	.578	81	221	302	30.2	165	104	122	29	52	589	58.9

Games played: 10
Points/game: 69.8
FG Pct: 45.3
3FG Pct: 40.7
FT Pct: 73.1

Rebounds/game: 36.6
Assists/game: 13.2
Turnovers/game: 10.3
Assist/turnover ratio: 1.3
Steals/game: 6.2
Blocks/game: 3.4

The Automated ScoreBook
Virginia Overall Team Statistics (as of Dec 23, 2009)
All games

TEAM STATISTICS	VA	OPP
SCORING	698	589
Points per game	69.8	58.9
Scoring margin	+10.9	-
FIELD GOALS-ATT	250-552	216-521
Field goal pct	.453	.415
3 POINT FG-ATT	70-172	72-191
3-point FG pct	.407	.377
3-pt FG made per game	7.0	7.2
FREE THROWS-ATT	128-175	85-147
Free throw pct	.731	.578
F-Throws made per game	12.8	8.5
REBOUNDS	366	302
Rebounds per game	36.6	30.2
Rebounding margin	+6.4	-
ASSISTS	132	104
Assists per game	13.2	10.4
TURNOVERS	103	122
Turnovers per game	10.3	12.2
Turnover margin	+1.9	-
Assist/turnover ratio	1.3	0.9
STEALS	62	52
Steals per game	6.2	5.2
BLOCKS	34	29
Blocks per game	3.4	2.9
WINNING STREAK	2	-
Home win streak	2	-
ATTENDANCE	51642	9886
Home games-Avg/Game	6-8607	2-4843
Neutral site-Avg/Game	-	2-100

Score by Periods	1st	2nd	Totals
Virginia	352	346	698
Opponents	279	310	589

The Automated ScoreBook
Virginia Season Box Score (as of Dec 23, 2009)
All games

RECORD:	OVERALL	HOME	AWAY	NEUTRAL
ALL GAMES	6-4	5-1	0-2	1-1
CONFERENCE	0-0	0-0	0-0	0-0
NON-CONFERENCE	6-4	5-1	0-2	1-1

##	Player	gp-gs	min	avg	Total			3-Point		F-Throw		Rebounds				pf	dq	a	to	blk	stl	pts	avg
					fg-fga	fg%	3fg-fga	3fg%	ft-fa	ft%	off	def	tot	avg									
15	Syiven Landesberg	10-10	307	30.7	56-127	.441	5-14	.357	42-53	.792	16	37	53	5.3	17	1	27	18	4	8	159	15.9	
32	Mike Scott	7-7	206	29.4	39-68	.574	0-0	.000	14-22	.636	18	47	65	9.3	18	1	12	11	3	2	92	13.1	
13	Sammy Zeglinski	10-10	287	28.7	36-77	.468	25-53	.472	11-15	.733	3	30	33	3.3	23	0	24	17	5	12	108	10.8	
23	Jeff Jones	10-3	200	20.0	28-64	.438	16-37	.432	13-17	.765	2	13	15	1.5	2	0	2	5	2	7	85	8.5	
02	Mustapha Farrakhan	10-7	223	22.3	21-59	.356	11-27	.407	17-19	.895	4	11	15	1.5	13	0	22	17	1	4	70	7.0	
22	Will Sherrill	9-3	157	17.4	17-38	.447	8-21	.381	3-4	.750	12	21	33	3.7	15	0	9	5	2	6	45	5.0	
05	Assane Sene	6-2	105	17.5	9-22	.409	0-0	.000	6-11	.545	10	23	33	5.5	14	1	2	3	11	2	24	4.0	
04	Calvin Baker	9-2	149	16.6	13-37	.351	3-11	.273	7-9	.778	4	7	11	1.2	12	0	15	5	0	5	36	4.0	
55	Jerome Meyinsse	10-6	184	18.4	10-21	.476	0-0	.000	12-17	.706	15	24	39	3.9	23	0	3	3	6	6	32	3.2	
24	Tristan Spurlock	6-0	35	5.8	7-16	.438	2-7	.286	1-3	.333	2	4	6	1.0	3	0	1	3	0	2	17	2.8	
01	Jontel Evans	10-0	110	11.0	10-15	.667	0-1	.000	1-2	.500	0	13	13	1.3	13	0	14	11	0	7	21	2.1	
45	Solomon Tat	5-0	15	3.0	4-5	.800	0-0	.000	1-3	.333	2	5	7	1.4	1	0	0	2	0	0	9	1.8	
00	Doug Browman	3-0	6	2.0	0-0	.000	0-0	.000	0-0	.000	0	1	1	0.3	2	0	0	1	0	0	0	0.0	
11	Thomas Kody	3-0	7	2.3	0-2	.000	0-0	.000	0-0	.000	1	0	1	0.3	1	0	1	0	0	1	0	0.0	
10	Tom Jonke	3-0	9	3.0	0-1	.000	0-1	.000	0-0	.000	0	2	2	0.7	0	0	0	2	0	0	0	0.0	
Team											22	17	39										
Total.....		10	2000		250-552	.453	70-172	.407	128-175	.731	111	255	366	36.6	157	3	132	103	34	62	698	69.8	
Opponents.....		10	2000		216-521	.415	72-191	.377	85-147	.578	81	221	302	30.2	165	-	104	122	29	52	589	58.9	

Score by Periods	1st	2nd	Totals
Virginia	352	346	698
Opponents	279	310	589