

VIRGINIA

2009-10 Men's Basketball Game Notes



Virginia Cavaliers

4-2 (0-0 ACC)

VS.



Penn State Nittany Lions

4-2 (0-0 Big Ten)

Game #7
November 30
John Paul Jones Arena
Charlottesville, Va.

- **Television:** ESPN2
(Mike Patrick, Len Elmore)
- **Radio:** Virginia Sports Network
(Dave Koehn and Cory Alexander)

2009-10 SCHEDULE/RESULTS

11/13	LONGWOOD		W 85-72
11/16	at USF	BHSN	L 49-66
11/19	RIDER (Cancun Challenge)		W 79-46
11/21	ORAL ROBERTS (Cancun Challenge)		W 76-55
11/24	vs. Stanford #	CBS CS	L 52-57
11/25	vs. Cleveland State #	CBS CS	W 76-65
11/30	PENN STATE ^	ESPN2	7:00 pm
12/7	at Auburn	CSN+/CSS	8:00 pm
12/19	UNC WILMINGTON	CSN	7:00 pm
12/21	NJIT		7:00 pm
12/23	HAMPTON		7:00 pm
12/30	UAB		7:00 pm
1/5	TEXAS-PAN AMERICAN		7:00 pm
1/9	at NC State *	Raycom	12:00 pm
1/13	GEORGIA TECH *		7:00 pm
1/16	MIAMI *	ESPNU	8:00 pm
1/23	at Wake Forest *	Raycom	4:00 pm
1/28	VIRGINIA TECH *	CSN	7:00 pm
1/31	at North Carolina *	FSN	7:45 pm
2/3	NC STATE *	ESPNU	7:00 pm
2/6	WAKE FOREST *	Raycom	12:00 pm
2/10	at Maryland *	ESPNU	7:00 pm
2/13	at Virginia Tech *	Raycom (Split)	8:00 pm
2/17	FLORIDA STATE *	ESPNU	7:00 pm
2/20	at Clemson *	RSN	4:00 pm
2/23	at Miami *	RSN	7:00 pm
2/28	DUKE *	FSN	7:45 pm
3/3	at Boston College *	ESPNU	9:00 pm
3/6	MARYLAND *	Raycom	1:30 pm
3-11-14	at ACC Tournament (Greensboro, N.C.)		

All Times are ET and subject to change

- # Cancun Challenge (Moon Palace Resort, Cancun, Mexico)
- ^ Big Ten/ACC Challenge
- * ACC Game

BHSN Bright House Sports Network (also on ESPN360 and Full Court)
 CBS CS CBS College Sports
 CSN Comcast SportsNet
 CSN+ Comcast SportsNet Plus
 CSS Comcast/Charter Sports Southeast
 FSN Fox Sports Net (ACC Sunday Night Hoops)
 RSN Regional Sports Networks

TONIGHT'S GAME:

- Virginia returns home to host Penn State in the Big Ten/ACC Challenge
- The Cavaliers are 5-4 all-time in the Challenge, including a 4-0 home record

SERIES HISTORY:

- Tonight's game is the eighth all-time meeting between Virginia and Penn State with the Cavaliers leading the series 5-2
- The teams haven't met since the 1984-85 season
- The Cavaliers are 3-0 vs. Penn State at home, although the Nittany Lions haven't visited Charlottesville since 1977-78

BIG TEN/ACC CHALLENGE HISTORY:

- Virginia has a 5-4 record in the Big Ten/ACC Challenge
- The Cavaliers are 4-0 at home in the Challenge (3-0 at U-Hall, 1-0 at JPJA)
- Last year, Virginia lost 66-56 at Minnesota in the Challenge
- Two years ago, the last time they hosted a Challenge game, the Cavaliers topped Northwestern 94-52, still the largest margin of victory in the series
- The ACC has won all 10 previous Challenges

LAST TIME OUT:

- Virginia defeated Cleveland State 76-65 in Cancun, Mexico on Wednesday
- Sylvan Landesberg led UVa with 20 points, his 14th career 20-point game
- Will Sherrill set career highs with 18 points, seven FGs, four 3FGs, two assists, three steals and tied a career high with six rebounds
- The Cavaliers rallied from a seven-point halftime deficit (34-27) for victory, the largest halftime deficit they have overcome to win since rallying from eight down at the break (37-29) vs. Old Dominion in the 2008 CBI Quarterfinals

POSSIBLE STARTING LINEUP

G	2	Mustapha Farrakhan Jr.	9.2 ppg	1.8 rbg	2.5 apg
• Tied career high with 17 points vs. Longwood					
G	13	Sammy Zeglinski So.	8.8 ppg	3.7 rbg	2.7 apg
• 47.8% (11-23) from 3-point range this season					
G	15	Sylvan Landesberg So.	16.2 ppg	4.7 rbg	2.8 apg
• 2009-10 Preseason Wooden Award and Naismith Award Candidate					
F	32	Mike Scott Jr.	12.5 ppg	9.0 rbg	1.8 apg
• Has 12 career double-doubles					
F/C	55	Jerome Meyinsse Sr.	3.5 ppg	4.0 rbg	0.5 blk
• Two-time ACC All-Academic Team selection					

Virginia Athletics Media Relations • 154 John Paul Jones Arena, PO Box 400853, Charlottesville, VA 22904 • Office: (434) 982-5500 • Fax: (434) 982-5525

Rich Murray (Primary Men's Basketball Contact)
Steve Kirkland (Secondary Men's Basketball Contact)

Office: (434) 982-5530
 Office: (434) 982-5535

Cell: (434) 981-4942
 Cell: (434) 825-5241

Email: rmurray@virginia.edu
 Email: skirkland@virginia.edu

ASSOCIATED PRESS POLL (11/23)

1.	Kansas	3-0
2.	Michigan State	4-0
3.	Texas	2-0
4.	Villanova	5-0
5.	Kentucky	4-0
6.	Purdue	3-0
7.	Duke	4-0
8.	West Virginia	1-0
9.	Tennessee	4-0
10.	Syracuse	4-0
11.	North Carolina	4-1
12.	Butler	3-0
13.	Connecticut	3-0
14.	Washington	4-0
15.	Michigan	2-0
16.	Louisville	3-0
17.	Ohio State	3-1
18.	Georgetown	3-0
19.	Clemson	3-0
20.	Illinois	3-0
21.	Maryland	3-0
22.	Minnesota	3-0
23.	Notre Dame	4-0
24.	Vanderbilt	2-0
25.	Oklahoma	2-1

Receiving Votes: Gonzaga, **Florida State**, **Georgia Tech**, California, Mississippi, Xavier, Oklahoma State, Memphis, Florida, Kansas State, **Wake Forest**, Dayton, BYU, Tulsa, **Miami (Fla.)**, Texas A&M, Missouri, Old Dominion, Mississippi State, Pittsburgh, UNLV, South Carolina, Temple, Baylor, Arizona State, Cal State Fullerton, Harvard, New Mexico, Siena, VCU.

ESPN/USA TODAY COACHES POLL (11/23)

1.	Kansas	3-0
2.	Michigan State	4-0
3.	Texas	2-0
4.	Villanova	5-0
5.	Kentucky	4-0
6.	Purdue	3-0
7.	Duke	4-0
8.	West Virginia	1-0
9.	Syracuse	4-0
10.	Butler	3-0
11.	Tennessee	4-0
12.	North Carolina	4-1
13.	Connecticut	3-0
14.	Washington	4-0
15.	Michigan	2-0
16.	Minnesota	3-0
	Louisville	3-0
18.	Ohio State	3-1
19.	Georgetown	3-0
	Clemson	3-0
21.	Illinois	3-0
22.	Maryland	3-0
23.	California	2-2
24.	Vanderbilt	2-0
25.	Georgia Tech	3-1

Receiving Votes: Oklahoma, **Wake Forest**, Gonzaga, Oklahoma State, BYU, **Florida State**, Notre Dame, Dayton, UNLV, **Miami (Fla.)**, LSU, Pittsburgh, Xavier, Tulsa, Memphis, Mississippi, Kansas State, Texas A&M, Florida, Missouri, St. Mary's, Siena, New Mexico.

2009-10 opponents in bold

AGAINST THE BIG TEN:

- Tonight's game is UVa's only regular season game against a Big Ten opponent
- Virginia has a 17-17 all-time record against current members of the Big Ten (1-2 vs. Indiana, 0-1 vs. Iowa, 1-2 vs. Michigan, 0-3 vs. Michigan State, 4-2 vs. Minnesota, 3-0 vs. Northwestern, 1-3 vs. Ohio State, 5-2 vs. Penn State, 1-1 vs. Purdue, 1-1 vs. Wisconsin)

HEAD COACH TONY BENNETT:

- Head coach Tony Bennett is in his first season at Virginia (4-2 record)
- In his fourth season as a head coach, he has a career record of 73-35
- Bennett was the 2007 National Coach of the Year at Washington State

AT JOHN PAUL JONES ARENA:

- Virginia is 41-16 all-time at John Paul Jones Arena
- The Cavaliers are 3-0 at JPJA this season and have won four in a row at home
- Against non-conference opponents, Virginia is 27-6 at JPJA

SHARP SHOOTING 'HOOS:

- Against Cleveland State, the Cavaliers shot over 50.0 percent (52.8) from the floor for the third time in six games this season
- Last season, UVa shot over 50.0 percent just four times all season (28 games)

LONG RANGE FIRING:

- Against Cleveland State, Virginia shot 58.8 percent (10-17) from 3-point range
- It was the first time UVa was over 50.0 percent from long range since shooting 57.1 percent (12-21) at Arizona on Nov. 17, 2007


SHERRILL EN FUEGO SOUTH OF THE BORDER:

- Against Cleveland State in Cancun, junior forward Will Sherrill had his career game
- He set career highs with 18 points, seven FGs, four 3FGs, two assists, three steals and tied a career high with six rebounds
- Prior to the game, Sherrill had scored just 15 points in his career, and his career high in a game was three points

SENE MAKES DEBUT:

- Assane Sene made his season debut vs. Oral Roberts and had a career-high eight points, along with seven rebounds
- Sene was suspended for the first three games of the 2009-10 regular season by men's head basketball coach Tony Bennett for conduct detrimental to the team.
- He missed the Longwood, USF and Rider games

THE NEXT SEVEN DAYS

Tue. Dec. 1	Wed. Dec. 2	Thur. Dec. 3	Fri. Dec. 4	Sat. Dec. 5	Sun. Dec. 6	Mon. Dec. 7
Coach's Corner with Tony Bennett Virginia Sports Network 7:06 ET 						GAMEDAY at Auburn 8:00 ET

This is a tentative schedule of media opportunities. The schedule is subject to change.

2009-10 VIRGINIA CAVALIERS

No.	Player	Pos.	Yr.	Ht.	Hometown	PPG	RBG	Other	Minutes
0	Doug Browman (<i>Brow-man</i>) • Joined the program as a walk-on	G	Fr.	5-11	Midlothian, Va.	0.0	0.0	0.0	1.0
1	Jontel Evans • 2008-09 Newport News Daily Press Male Athlete of the Year	G	Fr.	5-11	Hampton, Va.	1.0	0.5	0.5 apg	8.5
2	Mustapha Farrakhan (<i>Moo-sta-fa Fair-uh-con</i>) • Tied a career high with 17 points vs. Longwood	G	Jr.	6-4	Harvey, Ill.	9.2	1.8	2.5 apg	26.3
4	Calvin Baker • Had 11 double-figure scoring games in 2008-09	G	Sr.	6-2	Newport News, Va.	3.6	1.0	1.4 apg	15.6
5	Assane Sene (<i>Uh-Sahn Sen</i>) • Led Virginia with 35 blocked shots in 2008-09	C	So.	7-0	Saint-Louis, Senegal	3.3	3.7	0.3 blk	10.7
10	Tom Jonke (<i>Yonk-ee</i>) • Joined the program as a walk-on	G	Sr.	6-0	Commack, N.Y.	0.0	1.0	--	3.0
11	Thomas Kody • Joined the program as a walk-on	G	Fr.	6-3	McLean, Va.	0.0	1.0	--	3.0
12	Jamil Tucker (<i>Ja-mill</i>) • 40.7% shooter from 3-point range in his career	F	Sr.	6-9	Gary, Ind.	--	--	--	--
13	Sammy Zeglinski (<i>Zuh-glin-ski</i>) • 47.8% (11-23) from 3-point range this season	G	So.	6-0	Philadelphia, Pa.	8.8	3.7	2.7 apg	30.0
15	Sylven Landesberg (<i>Sill-ven Lan-des-berg</i>) • 2009-10 Preseason Wooden and Naismith Award Candidate	G	So.	6-6	Flushing, N.Y.	16.2	4.7	2.8 apg	31.3
22	Will Sherrill • Career-high 18 points vs. Cleveland State in Cancun	F	Jr.	6-9	New York, N.Y.	5.0	3.4	0.6 apg	12.8
23	Jeff Jones • 17 points vs. Stanford in Cancun	G	Jr.	6-4	Chester, Pa.	7.8	1.7	0.2 apg	20.5
24	Tristan Spurlock • 2008-09 Virginia Mr. Basketball by the Roanoke Times	G/F	Fr.	6-8	Woodbridge, Va.	1.5	0.8	--	5.3
32	Mike Scott • 12 career double-doubles	F	Jr.	6-8	Chesapeake, Va.	12.5	9.0	1.8 apg	28.7
45	Solomon Tat • Four points and four rebounds vs. Rider	G/F	Sr.	6-5	Jos Plateau, Nigeria	1.3	1.3	--	2.3
55	Jerome Meynsse (<i>Me-yin-see</i>) • Two-time ACC All-Academic Team selection	F/C	Sr.	6-9	Baton Rouge, La.	3.5	4.0	0.5 blk	19.7

BIOS NOT IN THE MEDIA GUIDE

#0 DOUG BROWMAN

5-11 • 182 • G • Fr.
Midlothian, Va. • Montrose Christian School

WORTH NOTING

- Lettered three times in basketball at Montrose Christian School and one year at James River High School
- Joined the Virginia program as a walk-on after going through a tryout during the 2009-10 preseason practice period

HIGH SCHOOL

- Played one year of basketball and was a starting guard for head coach Joe Amado at James River High School before attending Montrose Christian School
- Lettered three times in basketball for head coach Stu Vetter at Montrose Christian School
- Earned Scholar-Athlete honors
- Inducted into the National Society of High School Scholars in 2008
- Vice-president of the student body as a senior at Montrose Christian School during the 2008-09 academic year

PERSONAL

- Douglas Reid Browman, Jr.
- Born April 9, 1991, in Richmond, Va.
- Parents are Barbara and Doug Browman
- Has an older sister, Andrea
- Enjoys golf

#10 TOM JONKE

6-0 • 170 • G • Sr.
Commack, N.Y. • Commack

WORTH NOTING

- Honored as the Male Athlete of the Year at Commack High School as a senior in 2005-06
- Earned two letters each in volleyball, basketball and track and field at Commack High School
- Joined the Virginia program as a walk-on after going through a tryout during the 2009-10 preseason practice period

AT VIRGINIA

- Served as a men's basketball team manager the last three years

HIGH SCHOOL

- Lettered twice in basketball for head coach Mike Schmitz at Commack H.S.
- Earned Academic All-Suffolk County honors twice
- Also lettered twice in volleyball as an outside hitter and twice in track and field as a competitor in the pentathlon
- Two-time All-Division selection in volleyball and the team captain as a senior
- Earned All-League honors in track and field as a junior and All-Division honors as a senior when he was the Division I Pentathlon Champion
- Captain of the track and field team as a senior
- President of the National Honor Society, vice-president of the Boys' Leaders Corps and a member of the Math and Italian honor societies
- Four-year High Honor Roll student
- Earned an International Baccalaureate Diploma

PERSONAL

- Thomas John Jonke
- Born Aug. 2, 1988, in Commack, N.Y.
- Parents are Kitty and John Jonke
- Has an older brother, Daniel, and a younger brother, Michael
- Has volunteered for the March of Dimes
- Economics major

DOUBLE TIME

DOUBLE-DOUBLES

	2009-10	Career
Mike Scott	2	12
Jamil Tucker	–	1

DOUBLE-FIGURE SCORING GAMES

	2009-10	Career
Sylven Landesberg	6	29
Calvin Baker	–	26
Mike Scott	4	24
Jamil Tucker	–	23
Jeff Jones	3	14
Sammy Zeglinski	4	14
Mustapha Farrakhan	3	7
Jerome Meyinsse	–	2
Will Sherrill	1	1
Solomon Tat	–	1

20-POINT SCORING GAMES

	2009-10	Career
Sylven Landesberg	2	14
Jeff Jones	–	1
Mike Scott	–	1
Jamil Tucker	–	1
Sammy Zeglinski	–	1

30-POINT SCORING GAMES

	2009-10	Career
Sylven Landesberg	–	1

DOUBLE-FIGURE REBOUNDING GAMES

	2009-10	Career
Mike Scott	2	16
Assane Sene	–	3
Sylven Landesberg	–	1
Jamil Tucker	–	1

DEFENSE SHUTS DOWN RIDER:

- The Cavaliers held Rider to a JPJA record-low 46 points on Nov. 19
- The 46 points was the fewest allowed by Virginia since a 59-43 win at Richmond in 2005-06
- The 46 points was also 41 points below Rider's scoring average of 87 ppg

BENNETT VICTORIOUS IN DEBUT:

- Head coach Tony Bennett won his UVa debut, 85-72 vs. Longwood
- Of the 11 Virginia head coaches, he became the eighth to win his debut (*Wins by Henry Lannigan, Gus Tebell, Evan "Bus" Male, Terry Holland, Jeff Jones, Pete Gillen, Dave Leitao and Tony Bennett*)

CAREER HIGHS IN SEASON OPENER:

- Two Cavaliers had career highs in the season opener vs. Longwood
- Mustapha Farrakhan tied career highs with 17 points and four assists, while having a career-high five rebounds
- Sammy Zeglinski tied a career high with six rebounds

CAVALIERS SHOOT WELL AGAINST LONGWOOD:

- The Cavaliers shot 60.0% (30-50) from the field vs. Longwood
- It marked the first time Virginia shot 60.0% or higher since shooting 61.0% (36-59) against Long Island on Nov. 17, 2000

'HOOS BACK:

- Virginia returns 11 letterwinners, including all five starters, from 2008-09
- UVa is the only team in the ACC to return all five starters
- Only twice have the Cavaliers returned all five starters, 1990-91 and 2006-07, and in both years the team made the NCAA Tournament
- Virginia returns 90.5 percent of its scoring and 89.9 percent of its rebounding

LANDESBURG ON WATCH LISTS:

- Sophomore guard Sylven Landesberg has been named to a pair of pre-season watch lists
- He is a preseason candidate for both the Naismith and Wooden awards
- Last season he led Virginia in scoring at 16.6 ppg as a freshman
- Landesberg was the 2008-09 ACC Rookie of the Year

CHALLENGING SCHEDULE:

- Four of Virginia's opponents this season (North Carolina, Duke, Clemson, Maryland) are currently ranked in the AP poll (11/23)
- Four other opponents (Florida State, Georgia Tech, Wake Forest, Miami) are receiving votes

CAVALIERS 11TH IN ACC POLL:

- Virginia was picked 11th in the ACC preseason poll of media attending ACC Operation Basketball on Oct. 25

SCOTT DOUBLING IT UP:

- Mike Scott had a double-double (15 pts, 10 rebs) vs. Oral Roberts, his second of the season and his 12th career double-double
- His 12 double-doubles rank 20th in school history

TUCKER RETURNS TO PRACTICE:

- Jamil Tucker is back practicing with the Virginia men's basketball team, but will not be in uniform for games at this time
- Tucker has been practicing with the team since Friday (Nov. 27)
- Tucker took a leave of absence from the team to focus on personal matters, beginning on Nov. 11

FIVE SIGN WITH VIRGINIA:

- Virginia signed five players to National Letters of Intent this month for the 2010 recruiting class
- The five players are 6-4 guard K.T. Harrell of Montgomery, Ala.; 6-6 guard Joe Harris from Chelan, Wash.; 6-9 forward James Johnson of Wildomar, Calif.; 6-7 wing Akil Mitchell of Charlotte, N.C.; and 6-8 forward Will Regan of Williamsville, N.Y

UP NEXT:

- The Cavaliers visit Auburn on Dec. 7
- Game time at Beard-Eaves Coliseum is 8 p.m. ET (7 p.m. CT)
- Auburn won 58-56 at John Paul Jones Arena last season

ON THE LINE

CONSECUTIVE MADE FREE THROWS

	Current	Season High	Career High
Meyinsse	5	5	7
Landesberg	4	13	26
Tucker	3*	-	16
Sherrill	3*	2	3*
Scott	3	3	12
Zeglinski	2	2	8
Farrakhan	2	9	19
Jones	1	6	13
Baker	-	6	25
Spurlock	-	1	1
Sene	-	1	5
Tat	-	-	9

* Streak began at the end of last season

VIRGINIA'S CONSECUTIVE FREE THROW STREAKS OF 10 OR MORE THIS SEASON

Syven Landesberg 13 (11/16-11/24)

* active

AND ONES*

	2009-10	Career
Landesberg	2	19
Jones	1	7 (1)
Farrakhan	1	2
Scott	-	6
Tucker	-	6
Baker	-	2
Meyinsse	-	2
Tat	-	1
Zeglinski	-	1

(#) - number of four-point plays

* Times making a basket when fouled and making the ensuing free throw too

THE LAST TIME ...

VIRGINIA INDIVIDUALS

- **Scored 30 points:** Sylvan Landesberg (32) vs. Boston College (2/4/09)
- **Scored 40 points:** Sean Singletary (41) at Miami (3/1/08)
- **Two players with 20 points:** Sylvan Landesberg (28) and Mike Scott (26) vs. VMI (11/16/08)
- **Three players with 20 points:** Chris Williams (27), Roger Mason, Jr. (22) and Donald Hand (20) vs. Duke (1/5/00)
- **Four players with 20 points:** Chris Williams (23), Donald Hand (22), Adam Hall (21), and Travis Watson (20) vs. Georgetown (3/15/00)
- **A player with back-to-back 25-point games:** Sylvan Landesberg, 26 at Georgia Tech (12/28/08), 25 vs. Xavier (1/3/09)
- **One player scored in double figures:** Sylvan Landesberg (14) at USF (11/16/09)
- **Five players scored in double figures:** Sylvan Landesberg (20), Will Sherrill (18), Mike Scott (15), Mustapha Farrakhan (11), Sammy Zeglinski (10), vs. Cleveland State (11/25/09)
- **Six players scored in double figures:** Sean Singletary (27), Adrian Joseph (13), Jamil Tucker (13), Mamadi Diane (12), Calvin Baker (11), Laurynas Mikalauskas (11), vs. Maryland (3/9/08)
- **Seven players scored in double figures:** Cornel Parker (20), Junior Burrough (15), Ted Jeffries (14), Cory Alexander (13), Jason Williford (12), Yuri Barnes (11) and Doug Smith (11) vs. Clemson (1/13/93)
- **Had 15 rebounds:** Mike Scott (15) vs. Hampton (12/23/08)
- **Had 20 rebounds:** Travis Watson (20) vs. Wofford (1/2/03)
- **Had 25 rebounds:** Bob Mortell (25) vs. Washington & Lee (2/27/60)
- **Two players with 10 rebounds:** Sylvan Landesberg (11) and Mike Scott (10) at Maryland (1/20/09)
- **Three players with 10 rebounds:** Yuri Barnes (13), Jason Williford (12) and Junior Burrough (11) vs. Rice (12/4/93)
- **Double-Double:** Mike Scott (15 pts, 10 rebs) vs. Oral Roberts (11/21/09)
- **Two players had a double-double:** Adrian Joseph (23 pts, 11 rebs) and Mike Scott (10 pts, 13 rebs) at Penn (11/23/07)
- **Three players had a double-double:** Jason Williford (10 pts, 15 rebs), Ted Jeffries (23 pts, 10 rebs), and Cornel Parker (11 pts, 11 rebs) at William & Mary (1/25/93)
- **Double-Double with points and assists:** Sean Singletary (22 pts, 10 assts) vs. Old Dominion (3/24/08)
- **Triple-Double:** Ralph Sampson (15 pts, 22 rebs, 10 blks) vs. Old Dominion (12/29/79)
- **Four Double-Doubles in a row:** Travis Watson (29 pts, 12 rebs) at NC State (2/6/02), (20 pts, 10 rebs) vs. Clemson (2/10/02), (17 pts, 10 rebs) vs. UNC (2/12/02), (13 pts, 12 rebs) at Wake (2/17/02)
- **20 points and 20 rebounds:** Travis Watson (21 pts, 20 rebs) vs. Wofford (1/2/03)
- **10 assists:** Sean Singletary (10) vs. Old Dominion (3/24/08)
- **5 Blocked Shots:** Jason Cain (5) vs. UNC (1/19/06)
- **5 Steals:** Sammy Zeglinski (5) vs. Florida State (1/24/09)
- **Led UVA in Points, Rebounds and Assists:** Mike Scott (17 pts, 9 rebs, 3 assts) vs. Rider (11/19/09)
- **Hit a last second shot to win a game:** Sean Singletary vs. Duke (2/1/07) [jumper with one second in OT]; J.R. Reynolds vs. Loyola Marymount (12/23/04) [layup with 1.5 seconds in regulation]
- **Played every minute:** Sylvan Landesberg (45) vs. Clemson (2/15/09)
- **Played 40 or more minutes:** Sylvan Landesberg (45) and Mike Scott (40) vs. Clemson (2/15/09)

VIRGINIA TEAM

- **Won in Overtime:** vs. Clemson, 85-81 (2/15/09)
- **Lost in Overtime:** at Virginia Tech, 65-72 (2/2/08)
- **Played Two Overtimes:** vs. Maryland, L 89-92 (2/19/05)
- **Played Three Overtimes:** vs. Georgetown, L 111-115 (3/15/00)
- **Shot 70 percent for a Half:** 72.2% (13-18) vs. Wake Forest 2nd Half (2/24/96)
- **Shot 60 percent in a Game:** 60.0% (30-50) vs. Longwood (11/13/09)
- **Shot less than 30 percent in a Game:** 27.9% (17-61) vs. North Carolina (3/10/06)
- **Shot 90 percent from the free throw line:** 100.0% (8-8) vs. Wake Forest (2/28/09)
- **Shot 50 percent from 3-point line:** 58.8% (10-17) vs. Cleveland State (11/25/09)
- **Shot less than 30 percent in a half:** 28.6% (6-21) in 2nd Half vs. Stanford (11/24/09)
- **Shot less than 20 percent in a half:** 13.6% (3-22) in 1st Half vs. Florida State (1/24/09)
- **Shot 55 percent or better and lost:** 56.9% (29-51) vs. Duke (3/14/03)
- **Attempted 50 FTs:** 52 (made 34) vs. Howard (12/12/94)
- **Made 30 FTs:** 31 (36 att.) vs. Tennessee (3/18/07)
- **Made 10 3-pt FGs:** 10 vs. Cleveland State (11/25/09)
- **Failed to make a 3-pt FG:** at Georgia Tech (12/4/05)
- **Had 50 rebounds:** 50 vs. North Carolina (1/15/09)
- **Had 25 assists:** 27 vs. Howard (11/21/01)
- **Had 15 steals:** 16 vs. NC State (2/24/08)
- **Had 10 blocks:** 10 at Virginia Tech (1/10/09)
- **Scored 50 pts in a half:** 50 vs. Liberty, 2nd half (11/25/08)
- **Scored 60 pts in a half:** 60 vs. Gonzaga, 1st half (1/3/07)
- **Scored 70 pts in a half:** 70 vs. Coastal Carolina, 2nd half (11/20/00)
- **Scored 100 pts (ACC):** 103 vs. Maryland (1/16/07)
- **Scored 100 pts (non-conf):** 107 vs. VMI (11/16/08)
- **Scored under 20 pts in 1st half:** 16 vs. FSU (1/24/09)
- **Scored under 20 pts in 2nd half:** 12 vs. UNC (2/11/98)
- **Scored under 50 pts in a game:** 49 at USF (11/16/09)

OPPONENT INDIVIDUALS

- **Scored 30 points:** Chavis Holmes (31), VMI (11/16/08)
- **Scored 35 points:** J.J. Redick (40), Duke (1/28/06)
- **Scored 40 points:** J.J. Redick (40), Duke (1/28/06)
- **Scored 50 points:** Len Chappell (50), Wake (2/12/62)
- **Two players with 20 points:** Tyrese Rice (20) and Rakim Sanders (20), Boston College (2/4/09)
- **Three players with 20 points:** Seth Curry (26), Kyle Ohman (26), Anthony Smith (21), Liberty (11/25/08)
- **Two players with 30 points:** Trevor Powell (31) and Tony Smith (31), Marquette (2/3/90)
- **Five players scored in double figures:** Antwan Carter (18), Billy Robinson, Jr. (13), Martiz Washington (11), E.J. Dawson (10), Kevin Swecker (10), Longwood (11/13/09)
- **Six players scored in double figures:** Chris Paul (21), Justin Gray (17), Eric Williams (15), Jamaal Levy (12), Taron Downey (11) and Vyatas Danelius (10), Wake Forest (1/2/05)
- **Seven players scored in double figures:** Stanley Burrell (15), Drew Lavender (13), C.J. Anderson (12), B.J. Raymond (12), Josh Duncan (11), Charles Bronson (11), and Jason Love (10), at Xavier (1/3/08)
- **Double-Double:** Landry Fields (25 pts, 13 rebs), Stanford (11/24/09)
- **Double-Double with points and assists:** Eric Hayes (10 pts, 11 assts), at Maryland (1/20/09)

- **Two players had a double-double:** Donte Green (20 pts, 10 rebs) and Paul Harris (10 pts, 14 rebs), Syracuse (12/5/07)
- **Had 15 rebounds:** Trevor Booker (15), at Clemson (3/3/09)
- **Had 20 rebounds:** Tim Duncan (23), Wake (2/22/97)
- **Had 10 assists:** Eric Hayes (11), at Maryland (1/20/09)
- **5 Blocked Shots:** Michael Freeman (5), Hampton (12/23/08)
- **5 Steals:** Al Nolen (5), Minnesota (12/2/08)
- **Hit a last second shot to win a game:** Deron Washington of Virginia Tech (1/16/08) [0.0 seconds in overtime]

OPPONENT TEAM

- **Shot less than 30 percent in a Game:** 28.8% (19-66) Hampton (12/23/08)
- **Shot less than 30 percent in a Game (ACC):** 29.0% (20-69), Wake Forest (2/24/96)
- **Shot 60 percent in a Game:** 63.8% (37-58), at Xavier (1/3/08)
- **Shot 55 percent or better and lost:** 55.3% (26-47), Cleveland State (11/25/09)
- **Scored 100 pts:** 108, at Xavier (1/3/08)
- **Scored 60 pts in a half:** 60, at Miami, 2nd half (3/1/08)
- **Scored under 20 pts in 1st half:** 18, NC State (2/24/08)
- **Scored under 20 pts in 2nd half:** 18 at Richmond (11/22/05)
- **Scored under 50 pts in a game:** 46, Rider (11/19/09)
- **Had 25 assists:** 27, at Xavier (1/3/08)
- **Had 15 steals:** 15, VMI (11/16/08)
- **Had 10 blocks:** 10 vs. North Carolina (1/15/09)
- **Failed to make a 3-pt FG:** vs. Arizona State (11/27/99)

JOHN PAUL JONES ARENA RECORDS

VIRGINIA PLAYERS

Points: 40, J.R. Reynolds
vs. Wake Forest, 1/21/07

Most 1st Half Points: 23, Sean Singletary
vs. Virginia Tech, 1/16/08

Most 2nd Half Points: 26, Sylven Landesberg
vs. Boston College, 2/4/09

Rebounds: 18, Mike Scott
vs. VMI, 11/16/08

Field Goals: 13, Sylven Landesberg
vs. Boston College, 2/4/09

Field Goal Attempts: 23, Sylven Landesberg
vs. Boston College, 2/4/09

Field Goal Pct.: 1.000 (6-6), Sammy Zeglinski
vs. Clemson, 2/15/09

3-Point Field Goals: 7, Sean Singletary
vs. Gonzaga, 1/3/07

3-Point FG Attempts: 12, Sean Singletary
vs. Gonzaga, 1/3/07

3-Point FG Pct.: 1.000 (3-3), Sammy Zeglinski
vs. Georgia Tech, 2/24/07

Free Throws Made: 14, Sean Singletary
vs. Hampton, 12/16/06

Free Throw Attempts: 16, Sean Singletary
vs. Hampton, 12/16/06

FT Pct.: 1.000 (14-14), Sylven Landesberg
vs. Florida State, 1/24/09

Assists: 10, three times by Sean Singletary
last vs. Old Dominion, 3/24/08

Steals: 7, Sean Singletary
vs. NC State, 2/24/08

Blocks: 4, Assane Sene
vs. Auburn, 12/20/08

VIRGINIA TEAM

Most Points: 108 vs. Gonzaga, 1/3/07

Fewest Points: 51 vs. Clemson, 2/7/08

Most 1st Half: 60 vs. Gonzaga, 1/3/07

Fewest 1st Half: 16, vs. Florida State, 1/24/09

Most 2nd Half: 57 vs. Arizona, 11/12/06

Fewest 2nd Half: 25 vs. Va. Tech, 1/16/08
vs. UNC, 1/15/09

Rebounds: 54 vs. UMES, 11/26/06

Field Goals: 43 vs. VMI, 11/16/08

Field Goal Attps.: 82 vs. UNC, 1/15/09

Field Goal Pct.: .600 (30-50)
vs. Longwood, 11/13/09

3-Pt. FG: 18 vs. Gonzaga, 1/3/07

3-Pt. FG Attempts: 36 vs. Georgia Tech,
1/27/08

3-Point FG Pct.: .625 (10-16)
vs. Virginia Tech, 3/1/07

Free Throws: 39 vs. Maryland, 1/16/07

FT Attempted: 49 vs. Maryland, 1/16/07

Free Throw Pct.: 1.000 (8-8)
vs. Wake Forest, 2/28/09

Assists: 24 vs. Howard, 11/14/07
24 vs. VMI, 11/16/08

Steals: 16 vs. NC State, 2/24/08

Blocks: 12 vs. Longwood, 2/13/07

Most Turnovers: 21 vs. Longwood, 12/7/07
21 vs. Hampton, 12/19/07

Fewest Turnovers: 6 vs. Boston Coll., 1/19/08

OPPONENT PLAYERS

Points: 32, K.C. Rivers
Clemson, 2/7/08

Most 1st Half Points: 17, three times
Last by Kyle Ohman
Liberty, 11/25/08

Most 2nd Half Points: 23, Al Thornton
Florida State, 2/17/07

Rebounds: 16, Al Thornton
Florida State, 2/17/07

Field Goals: 12, Al Thornton
Florida State, 2/17/07

Field Goal Attempts: 12, K. C. Rivers
Clemson, 2/7/08

Field Goal Pct.: .833 (5-6), Frank Hassell
Old Dominion, (3/24/08)

3-Point Field Goals: .833 (5-6), Matt Salley
Bradley, 3/26/08

3-Pt. FG Attempts: 8, K.C. Rivers
Clemson, 2/7/08

3-Pt. FG Pct.: 1.000 (3-3), Ty Lawson
North Carolina, 1/15/09

Free Throws Made: 15, Tyler Hansbrough
North Carolina, 1/15/09

FT Attempted: 17, Tyler Hansbrough
North Carolina, 1/15/09

FT Pct.: 1.000 (8-8), Tyrese Rice
Boston College, 2/4/09

Assists: 11, Cliff Hammonds
Clemson, 2/7/08

Steals: 4, six times
Last by Willie Bell
VMI, 11/16/08

Blocks: 6, Eric Hall
Radford, 11/21/08

OPPONENT TEAM

Most Points: 97, VMI, 11/16/08

Fewest Points: 46, Rider, 11/19/09

Most 1st Half: 50, North Carolina, 1/15/09

Fewest 1st Half: 18, NC State, 2/24/08

Most 2nd Half: 61, Gonzaga, 1/3/07

Fewest 2nd Half: 20, Longwood, 2/13/07
Oral Roberts, 11/21/09

Rebounds: 47, Virginia Tech, 1/16/08
North Carolina, 1/15/09

Field Goals: 37, VMI, 11/16/08

Field Goal Attps.: 79, VMI, 11/16/08

Field Goal Pct.: .566 (30-53)
Liberty, 11/25/08

3-Pt. FG: 16, Clemson, 2/7/08

3-Pt. FG Attempts: 39, Hartford, 12/30/07

3-Point FG Pct.: .615 (16-26)
Clemson, (2/7/08)

Free Throws: 26, Boston College, 2/4/09

FT Attempted: 31, Boston College, 2/4/09

Free Throw Pct.: .944 (17-18)
American, 12/28/06

Assists: 22, Clemson, 2/7/08

Steals: 15, VMI, 11/16/08

Blocks: 10, Radford, 11/21/08
North Carolina, 1/15/09

Most Turnovers: 25, NC State, 2/24/08

Fewest Turnovers: 6, Miami, 2/3/07

RECORD AT JPJA

2006-07 to present 57 games..... 41-16

LONGEST WIN STREAK

12 games
from 1/16/07 vs. Maryland
through 11/27/07 vs. Northwestern

LONGEST LOSING STREAK

3 games
from 1/27/08 vs. Georgia Tech
through 2/12/08 vs. North Carolina

from 1/15/09 vs. North Carolina
through 2/4/09 vs. Boston College

MISCELLANEOUS

Biggest Comeback: 19 points
vs. Arizona, 11/12/06

Biggest Lead Given up in a Loss: 14 points
vs. Bradley, 3/26/08

Largest Lead: 45 points
vs. Northwestern, 11/27/07

Biggest Deficit: 38 points
vs. Clemson, 2/7/08

Largest Margin of Victory: 42 points,
vs. Northwestern, 11/27/07

Largest Margin of Defeat: 31 points,
vs. Clemson, 2/7/08

Overtime Games (Record): 4 (2-2)
Last: 85-81 win vs. Clemson, 2/15/09



CALVIN BAKER

#4

Senior • Guard • 6-2 • 190 • Newport News, Va. • Woodside

2009-10 SEASON:

- Missed season opener after having arthroscopic surgery on Oct. 27 to remove a loose piece of cartilage in his right knee.
- Made season debut at USF and had five points
- Had eight points vs. Rider

SINGLE GAME BESTS (at Virginia)

POINTS

Season: 8 vs. Rider (11/19/09)
 Career: 18 at Clemson (3/3/09)
 ACC: 18 at Clemson (3/3/09)

REBOUNDS

Season: 2 at USF (11/16/09), vs. Rider (11/19/09)
 Career: 8 vs. Howard (11/14/07)
 ACC: 7 at Georgia Tech (3/3/08)

FG MADE

Season: 2 at USF (11/16/09), vs. Rider (11/19/09)
 Career: 7 on three occasions
 ACC: 7 on three occasions

FG ATTEMPTS

Season: 5 vs. Rider (11/19/09), vs. ORU (11/21/09)
 Career: 15 vs. Duke (3/5/08)
 ACC: 15 vs. Duke (3/5/08)

3 PT FG MADE

Season: 1 at USF (11/16/09)
 Career: 4 vs. Northwestern (11/27/07)
 ACC: 3 on three occasions

3 PT FG ATTEMPTS

Season: 2 vs. Oral Roberts (11/21/09)
 Career: 7 vs. Syracuse (12/5/07), vs. Ga Tech (1/27/08)
 ACC: 7 vs. Georgia Tech (1/27/08)

FT MADE

Season: 4 vs. Rider (11/19/09)
 Career: 6 vs. Virginia Tech (2/18/09)
 ACC: 6 vs. Virginia Tech (2/18/09)

FT ATTEMPTS

Season: 4 vs. Rider (11/19/09)
 Career: 6 on four occasions
 ACC: 6 on three occasions

ASSISTS

Season: 2 vs. Rider (11/19/09), vs. ORU (11/21/09)
 Career: 7 vs. VMI (11/16/08)
 ACC: 6 vs. Maryland (3/7/09)

TURNOVERS

Season: 2 vs. Rider (11/19/09)
 Career: 5 on five occasions
 ACC: 5 on four occasions

BLOCKS

Season: --
 Career: 2 vs. UNC (2/12/08), vs. BC (2/4/09)
 ACC: 2 vs. UNC (2/12/08), vs. BC (2/4/09)

STEALS

Season: 1 on three occasions
 Career: 4 on three occasions
 ACC: 4 at Georgia Tech (3/3/08)

MINUTES

Season: 18 on three occasions
 Career: 35 at Clemson (3/3/09)
 ACC: 35 at Clemson (3/3/09)


2009-10 GAME-BY-GAME:

Opponent	GP-GS	FG-FGA	3FG-3FGA	FT-FTA	Off-Def	Total	A	TO	Blk	Stl	PF	Min	Pts
Longwood	DNP												
at USF	1-0	2-4	1-1	0-0	1-1	2	1	0	0	0	2	15	5
Rider	2-0	2-5	0-1	4-4	0-2	2	2	2	0	1	2	18	8
Oral Roberts	3-0	1-5	0-2	2-2	0-0	0	2	0	0	1	0	18	4
vs. Stanford	4-0	0-3	0-1	1-2	0-1	1	1	1	0	1	2	18	1
vs. Cleveland St	5-0	0-2	0-0	0-1	0-0	0	1	0	0	0	0	9	0

CAREER STATISTICS (at Virginia)

Year	G-GS	Min-Avg.	FG-FGA	Pct.	3FG-3FGA	Pct.	FT-FTA	Pct.	Off-Def.	Reb-Avg.	PF-DQ	Ast	TO	Blk	Stl	Pts-Avg
2006-07																
ACC																
2007-08	33-8	835-25.3	103-247	.417	41-110	.373	37-55	.673	19-67	86-2.6	62-0	79	57	5	29	284-8.6
ACC	16-8	448-28.0	55-133	.414	20-53	.377	24-32	.750	9-37	46-2.9	30-0	34	29	4	19	154-9.6
2008-09	28-22	697-24.9	83-212	.392	21-71	.296	48-55	.873	7-56	63-2.3	57-3	78	70	5	32	235-8.4
ACC	16-11	411-25.7	53-122	.434	15-39	.385	28-30	.933	5-26	31-1.9	33-0	39	43	4	18	149-9.3
2009-10	5-0	78-15.6	5-19	.263	1-5	.200	7-9	.778	1-4	5-1.0	6-0	7	3	0	3	18-3.6
ACC																
CAREER	66-30	1610-24.4	191-478	.400	63-186	.339	92-119	.773	27-127	154-2.3	125-3	164	130	10	64	537-8.1
ACC	32-19	859-26.8	108-255	.424	35-92	.380	52-62	.839	14-63	77-2.4	63-0	73	72	8	37	303-9.5

Did not play after transferring



JONTELEVANS

#1

Freshman • Guard • 5-11 • 185 • Hampton, Va. • Bethel

2009-10 SEASON:

- Has made all three FG attempts this season
- Made collegiate debut vs. Longwood and had four points
- Had two assists vs. Rider

SINGLE GAME BESTS

POINTS

Season: 4 vs. Longwood (11/13/09)
 Career: 4 vs. Longwood (11/13/09)
 ACC: --

REBOUNDS

Season: 2 vs. Longwood (11/13/09)
 Career: 2 vs. Longwood (11/13/09)
 ACC: --

FG MADE

Season: 2 vs. Longwood (11/13/09)
 Career: 2 vs. Longwood (11/13/09)
 ACC: --

FG ATTEMPTS

Season: 2 vs. Longwood (11/13/09)
 Career: 2 vs. Longwood (11/13/09)
 ACC: --

3 PT FG MADE

Season: --
 Career: --
 ACC: --

3 PT FG ATTEMPTS

Season: 1 vs. Stanford (11/24/09)
 Career: 1 vs. Stanford (11/24/09)
 ACC: --

FT MADE

Season: --
 Career: --
 ACC: --

FT ATTEMPTS

Season: --
 Career: --
 ACC: --

ASSISTS

Season: 2 vs. Rider (11/19/09)
 Career: 2 vs. Rider (11/19/09)
 ACC: --

TURNOVERS

Season: 4 at USF (11/16/09)
 Career: 4 at USF (11/16/09)
 ACC: --

BLOCKS

Season: --
 Career: --
 ACC: --

STEALS

Season: 1 vs. Longwood (11/13/09), at USF (11/16/09)
 Career: 1 vs. Longwood (11/13/09), at USF (11/16/09)
 ACC: --

MINUTES


Season: 20 vs. Longwood (11/13/09)
 Career: 20 vs. Longwood (11/13/09)
 ACC: --

2009-10 GAME-BY-GAME:

Opponent	GP-GS	FG-FGA	3FG-3FGA	FT-FTA	Off-Def	Total	A	TO	Blk	Stl	PF	Min	Pts
Longwood	1-0	2-2	0-0	0-0	0-2	2	1	3	0	1	3	20	4
at USF	2-0	1-1	0-0	0-0	0-0	0	0	4	0	1	1	13	2
Rider	3-0	0-0	0-0	0-0	0-1	1	2	1	0	0	0	11	0
Oral Roberts	4-0	0-0	0-0	0-0	0-0	0	0	0	0	0	0	1	0
vs. Stanford	5-0	0-1	0-1	0-0	0-0	0	0	0	0	0	0	6	0
vs. Cleveland St	6-0	0-0	0-0	0-0	0-0	0	0	0	0	0	0	0+	0

CAREER STATISTICS

Year	G-GS	Min-Avg.	FG-FGA	Pct.	3FG-3FGA	Pct.	FT-FTA	Pct.	Off-Def.	Reb-Avg.	PF-DQ	Ast	TO	Blk	Stl	Pts-Avg
2009-10	6-0	51-8.5	3-4	.750	0-1	.000	0-0	.000	0-3	3-0.5	4-0	3	8	0	2	6-1.0
ACC CAREER	6-0	51-8.5	3-4	.750	0-1	.000	0-0	.000	0-3	3-0.5	4-0	3	8	0	2	6-1.0



MUSTAPHA FARRAKHAN

#2

Junior • Guard • 6-4 • 175 • Harvey, Ill. • Thornton Township

2009-10 SEASON:

- Tied career highs with 17 points and 4 assists and set a career high with five rebounds vs. Longwood
- Had eight points vs. Rider
- Had 13 points and tied a career high with four assists vs. Oral Roberts
- Had 11 points in a career-high 33 minutes vs. Cleveland State in Cancun

SINGLE GAME BESTS

POINTS

Season: 17 vs. Longwood (11/13/09)
 Career: 17 at VT (1/10/09), vs. Longwood (11/13/09)
 ACC: 17 at Virginia Tech (1/10/09)

REBOUNDS

Season: 5 vs. Longwood (11/13/09)
 Career: 5 vs. Longwood (11/13/09)
 ACC: 4 at Maryland (1/30/08)

FG MADE

Season: 5 vs. Longwood (11/13/09)
 Career: 5 at VT (1/10/09), vs. Longwood (11/13/09)
 ACC: 5 at Virginia Tech (1/10/09)

FG ATTEMPTS

Season: 9 at USF (11/16/09)
 Career: 15 vs. North Carolina (1/15/09)
 ACC: 15 vs. North Carolina (1/15/09)

3 PT FG MADE

Season: 3 vs. Cleveland State (11/25/09)
 Career: 4 at Virginia Tech (1/10/09)
 ACC: 4 at Virginia Tech (1/10/09)

3 PT FG ATTEMPTS

Season: 5 vs. Rider (11/19/09), vs. Cleveland St (11/25/09)
 Career: 7 vs. North Carolina (1/15/09)
 ACC: 7 vs. North Carolina (1/15/09)

FT MADE

Season: 6 vs. Longwood (11/13/09)
 Career: 6 vs. Longwood (11/13/09)
 ACC: 4 at Georgia Tech (12/28/08)

FT ATTEMPTS

Season: 6 vs. Longwood (11/13/09)
 Career: 6 vs. Longwood (11/13/09)
 ACC: 4 at Georgia Tech (12/28/08)

ASSISTS

Season: 4 vs. Longwood (11/13/09), vs. ORU (11/21/09)
 Career: 4 on three occasions
 ACC: 4 vs. North Carolina (1/15/09)

TURNOVERS

Season: 4 vs. Cleveland State (11/25/09)
 Career: 4 vs. BC (3/12/09), vs. Cleveland St (11/25/09)
 ACC: 2 on three occasions

BLOCKS

Season: 1 vs. Cleveland State (11/25/09)
 Career: 2 vs. North Carolina (1/15/09)
 ACC: 2 vs. North Carolina (1/15/09)

STEALS

Season: 1 on four occasions
 Career: 2 at Minnesota (12/2/08)
 ACC: 1 vs. UNC (1/15/09), vs. Md. (3/7/09)

MINUTES


Season: 33 vs. Cleveland State (11/25/09)
 Career: 33 vs. Cleveland State (11/25/09)
 ACC: 27 vs. North Carolina (1/15/09)

2009-10 GAME-BY-GAME:

Opponent	GP-GS	FG-FGA	3FG-3FGA	FT-FTA	Off-Def	Total	A	TO	Blk	Stl	PF	Min	Pts
Longwood	1-1	5-8	1-4	6-6	0-5	5	4	3	0	1	2	31	17
at USF	2-2	1-9	0-2	1-1	0-1	1	2	1	0	0	1	29	3
Rider	3-3	2-6	2-5	2-2	0-1	1	2	1	0	1	1	22	8
Oral Roberts	4-4	4-8	2-3	3-4	1-1	2	4	2	0	1	0	32	13
vs. Stanford	5-4	0-2	0-2	3-4	1-0	1	1	3	0	1	2	11	3
vs. Cleveland St	6-5	4-7	3-5	0-0	0-1	1	2	4	1	0	1	33	11

CAREER STATISTICS

Year	G-GS	Min-Avg.	FG-FGA	Pct.	3FG-3FGA	Pct.	FT-FTA	Pct.	Off-Def.	Reb-Avg.	PF-DQ	Ast	TO	Blk	Stl	Pts-Avg
2007-08	19-0	115-6.1	7-38	.184	2-16	.125	1-5	.200	4-11	15-0.8	9-0	5	12	0	2	17-0.9
ACC	6-0	43-7.2	1-13	.077	1-7	.143	1-3	.333	2-4	6-1.0	3-0	1	3	0	0	4-0.7
2008-09	23-2	239-10.4	33-95	.347	14-41	.341	18-20	.900	4-12	16-0.7	28-1	14	21	2	4	98-4.3
ACC	12-0	135-11.3	17-54	.315	8-26	.308	9-9	1.000	2-6	8-0.7	16-1	8	9	2	2	51-4.3
2009-10	6-5	158-26.3	16-40	.400	8-21	.381	15-17	.882	2-9	11-1.8	7-0	15	14	1	4	55-9.2
ACC																
CAREER	48-7	512-10.7	56-173	.324	24-78	.308	34-42	.810	10-32	42-0.9	44-1	34	47	3	10	170-3.5
ACC	18-0	178-9.9	18-67	.269	9-33	.273	10-12	.833	4-10	14-0.8	19-1	9	12	2	2	55-3.1



JEFF JONES

#23

Junior • Guard • 6-4 • 190 • Chester, Pa. • Monsignor Bonner

2009-10 SEASON:

- Had 10 points in season opener vs. Longwood
- Had seven points and five rebounds at USF
- Had 11 points vs. Rider
- Had a season-high 17 points (4-7 3FG) vs. Stanford in Cancun

SINGLE GAME BESTS

POINTS

Season: 17 vs. Stanford (11/24/09)
 Career: 26 vs. Bradley (3/26/08)
 ACC: 19 at North Carolina (2/7/09)

REBOUNDS

Season: 5 at USF (11/16/09)
 Career: 6 vs. Vermont (11/11/07)
 ACC: 5 at Duke (2/1/09), vs. BC (2/4/09)

FG MADE

Season: 5 vs. Stanford (11/24/09)
 Career: 9 vs. Bradley (3/26/08)
 ACC: 7 at North Carolina (2/7/09)

FG ATTEMPTS

Season: 10 at USF (11/16/09)
 Career: 14 vs. Bradley (3/26/08)
 ACC: 12 at UNC (2/7/09), vs. Miami (2/26/09)

3 PT FG MADE

Season: 4 vs. Stanford (11/24/09)
 Career: 6 vs. Bradley (3/26/08)
 ACC: 3 at North Carolina (2/7/09)

3 PT FG ATTEMPTS

Season: 7 at USF (11/16/09), vs. Stanford (11/24/09)
 Career: 8 vs. Bradley (3/26/08), vs. Liberty (11/25/08)
 ACC: 7 at Florida State (2/10/09)

FT MADE

Season: 4 vs. Longwood (11/13/09)
 Career: 5 vs. Boston College (2/4/09)
 ACC: 5 vs. Boston College (2/4/09)

FT ATTEMPTS

Season: 4 on three occasions
 Career: 6 vs. BC (2/4/09), vs. Clemson (2/15/09)
 ACC: 6 vs. BC (2/4/09), vs. Clemson (2/15/09)

ASSISTS

Season: 1 vs. Longwood (11/13/09)
 Career: 5 at North Carolina (2/7/09)
 ACC: 5 at North Carolina (2/7/09)

TURNOVERS

Season: 2 vs. Oral Roberts (11/21/09)
 Career: 4 vs. Longwood (12/7/07), vs. Clem. (2/15/09)
 ACC: 4 vs. Clemson (2/15/09)

BLOCKS

Season: 1 vs. Rider (11/19/09)
 Career: 1 on eight occasions
 ACC: 1 on three occasions

STEALS

Season: 2 vs. Stanford (11/24/09)
 Career: 3 vs. Howard (11/14/07), vs. BC (2/4/09)
 ACC: 3 vs. Boston College (2/4/09)

MINUTES


Season: 34 vs. Stanford (11/24/09)
 Career: 37 at North Carolina (2/7/09)
 ACC: 37 at North Carolina (2/7/09)

2009-10 GAME-BY-GAME:

Opponent	GP-GS	FG-FGA	3FG-3FGA	FT-FTA	Off-Def	Total	A	TO	Blk	Stl	PF	Min	Pts
Longwood	1-1	3-6	0-2	4-4	0-1	1	1	1	0	1	0	24	10
at USF	2-2	3-10	1-7	0-0	1-4	5	0	0	0	1	0	28	7
Rider	3-2	4-7	2-5	1-1	0-1	1	0	0	1	1	0	19	11
Oral Roberts	4-2	0-3	0-1	2-4	0-0	0	0	2	0	1	0	13	2
vs. Stanford	5-3	5-9	4-7	3-4	0-1	1	0	1	0	2	0	34	17
vs. Cleveland St	6-3	0-1	0-1	0-0	0-2	2	0	0	0	0	0	5	0

CAREER STATISTICS

Year	G-GS	Min-Avg.	FG-FGA	Pct.	3FG-3FGA	Pct.	FT-FTA	Pct.	Off-Def.	Reb-Avg.	PF-DQ	Ast	TO	Blk	Stl	Pts-Avg
2007-08	33-25	494-15.0	55-151	.364	16-51	.314	33-47	.702	15-45	60-1.8	46-0	17	41	4	10	159-4.8
ACC	16-8	193-12.1	12-51	.235	2-14	.143	10-14	.714	6-14	20-1.3	20-0	8	16	1	5	36-2.3
2008-09	26-9	493-19.0	60-174	.345	27-93	.290	22-26	.846	7-42	49-1.9	30-0	24	15	3	13	169-6.5
ACC	15-9	311-20.7	42-112	.375	17-57	.298	17-20	.850	5-27	32-2.1	20-0	14	10	2	9	118-7.9
2009-10	6-3	123-20.5	15-36	.417	7-23	.304	10-13	.769	1-9	10-1.7	0-0	1	4	1	6	47-7.8
ACC																
CAREER	65-37	1110-17.1	130-361	.360	50-167	.299	65-86	.756	23-96	119-1.8	76-0	42	60	8	29	375-5.8
ACC	31-17	504-16.3	54-163	.331	19-71	.268	27-34	.794	11-41	52-1.7	40-0	22	26	3	14	154-5.0



SYLVAN LANDESBERG

#15

Sophomore • Guard • 6-6 • 207 • Flushing, N.Y. • Holy Cross

2009-10 SEASON:

- Named to the preseason Wooden Award and Naismith Award watch lists
- Had a game-high 23 points vs. Longwood
- Had 14 points at USF, and scored his 500th career point in the game
- Had 10 points vs. Rider
- Had 14 points, seven rebounds and a career-high two blocks vs. Oral Roberts
- Had 16 points vs. Stanford in Cancun
- Had 20 points (his 14th career 20-point game), five rebounds and five assists vs. Cleveland State in Cancun in a season-high 38 minutes

SINGLE GAME BESTS

POINTS

Season: 23 vs. Longwood (11/13/09)
 Career: 32 vs. Boston College (2/4/09)
 ACC: 32 vs. Boston College (2/4/09)

REBOUNDS

Season: 7 vs. Oral Roberts (11/21/09)
 Career: 11 at Maryland (1/20/09)
 ACC: 11 at Maryland (1/20/09)

FG MADE

Season: 8 vs. Longwood (11/13/09)
 Career: 13 vs. Boston College (2/4/09)
 ACC: 13 vs. Boston College (2/4/09)

FG ATTEMPTS

Season: 14 at USF (11/16/09)
 Career: 23 vs. Boston College (2/4/09)
 ACC: 23 vs. Boston College (2/4/09)

3 PT FG MADE

Season: 1 vs. Longwood (11/13/09), vs. Cleveland St (11/25/09)
 Career: 3 vs. Miami (2/26/09)
 ACC: 3 vs. Miami (2/26/09)

3 PT FG ATTEMPTS

Season: 4 vs. Stanford (11/24/09)
 Career: 5 vs. Miami (2/26/09)
 ACC: 5 vs. Miami (2/26/09)

FT MADE

Season: 7 vs. Cleveland State (11/25/09)
 Career: 14 vs. Florida State (1/24/09)
 ACC: 14 vs. Florida State (1/24/09)

FT ATTEMPTS

Season: 9 vs. Cleveland State (11/25/09)
 Career: 14 vs. Auburn (12/20/08), vs. FSU (1/24/09)
 ACC: 14 vs. Florida State (1/24/09)

ASSISTS

Season: 5 vs. Cleveland State (11/25/09)
 Career: 8 vs. VMI (11/16/08)
 ACC: 6 vs. VT (2/18/09), at NCSU (2/21/09)

TURNOVERS

Season: 4 vs. Oral Roberts (11/21/09)
 Career: 6 on three occasions
 ACC: 6 at VT (1/10/09), vs. FSU (1/24/09)

BLOCKS

Season: 2 vs. Oral Roberts (11/21/09)
 Career: 2 vs. Oral Roberts (11/21/09)
 ACC: 1 vs. Boston College (2/4/09)

STEALS

Season: 1 on four occasions
 Career: 3 on four occasions
 ACC: 3 vs. BC (2/4/09), vs. Clemson (2/15/09)

MINUTES


Season: 38 vs. Cleveland State (11/25/09)
 Career: 45 vs. Clemson (2/15/09)
 ACC: 45 vs. Clemson (2/15/09)

2009-10 GAME-BY-GAME:

Opponent	GP-GS	FG-FGA	3FG-3FGA	FT-FTA	Off-Def	Total	A	TO	Blk	Stl	PF	Min	Pts
Longwood	1-1	8-13	1-1	6-8	1-5	6	4	3	0	1	2	34	23
at USF	2-2	5-14	0-1	4-4	1-1	2	2	0	0	0	1	33	14
Rider	3-3	4-8	0-0	2-2	2-2	4	1	1	0	2	20	10	
Oral Roberts	4-4	4-10	0-2	6-6	0-7	7	3	4	2	1	1	33	14
vs. Stanford	5-5	7-12	0-4	2-4	1-3	4	2	3	1	1	3	30	16
vs. Cleveland St	6-6	6-13	1-1	7-9	0-5	5	5	1	0	1	2	38	20

CAREER STATISTICS

Year	G-GS	Min-Avg.	FG-FGA	Pct.	3FG-3FGA	Pct.	FT-FTA	Pct.	Off-Def.	Reb-Avg.	PF-DQ	Ast	TO	Blk	Stl	Pts-Avg
2008-09	28-27	957-34.2	150-344	.436	16-51	.314	148-186	.796	47-122	169-6.0	49-1	78	77	3	28	464-16.6
ACC	16-16	570-35.6	88-210	.419	10-32	.313	73-91	.802	26-72	98-6.1	28-0	49	50	1	16	259-16.2
2009-10	6-6	188-31.3	34-70	.486	2-9	.222	27-33	.818	5-23	28-4.7	11-0	17	12	3	4	97-16.2
ACC																
CAREER	34-33	1145-33.7	184-414	.444	18-60	.300	175-219	.799	52-145	197-5.8	60-1	95	89	6	32	561-16.5
ACC	16-16	570-35.6	88-210	.419	10-32	.313	73-91	.802	26-72	98-6.1	28-0	49	50	1	16	259-16.2



JEROME MEYINSSE

#55

Senior • Forward/Center • 6-9 • 233 • Baton Rouge, La. • McKinley

2009-10 SEASON:

- Had five points and two rebounds vs. Longwood
- Had four points and four rebounds in a career-high 27 minutes at USF
- Had four points and a career-high two assists vs. Rider in first start of the season
- Had two points and six rebounds vs. Oral Roberts
- Had four points and a season-high eight rebounds vs. Stanford in Cancun

SINGLE GAME BESTS

POINTS

Season: 5 vs. Longwood (11/13/09)
 Career: 12 vs. Elon (12/22/07)
 ACC: 4 at FSU (1/23/08), at Duke (2/1/09)

REBOUNDS

Season: 8 vs. Stanford (11/24/09)
 Career: 9 vs. Hampton (12/19/07)
 ACC: 3 vs. BC (1/19/08), at FSU (1/23/08)

FG MADE

Season: 2 vs. Longwood (11/13/09)
 Career: 5 vs. Elon (12/22/07)
 ACC: 2 at Florida State (1/23/08)

FG ATTEMPTS

Season: 3 vs. Rider (11/19/09), vs. ORU (11/21/09)
 Career: 7 vs. Hampton (12/19/07), at Syracuse (11/28/08)
 ACC: 3 vs. Clemson (2/7/08)

3 PT FG MADE

Season: --
 Career: --
 ACC: --

3 PT FG ATTEMPTS

Season: --
 Career: --
 ACC: --

FT MADE

Season: 4 at USF (11/16/09)
 Career: 5 vs. UMES (11/26/06)
 ACC: 2 at Duke (2/1/09)

FT ATTEMPTS

Season: 6 at USF (11/16/09)
 Career: 6 vs. UMES (11/26/06), at USF (11/16/09)
 ACC: 2 on four occasions

ASSISTS

Season: 2 vs. Rider (11/19/09)
 Career: 2 vs. Rider (11/19/09)
 ACC: --

TURNOVERS

Season: 1 vs. Rider (11/19/09)
 Career: 2 on five occasions
 ACC: --

BLOCKS

Season: 2 vs. Rider (11/19/09)
 Career: 2 on four occasions
 ACC: 2 at Georgia Tech (12/28/08)

STEALS

Season: 1 at USF (11/16/09), vs. Stanford (11/24/09)
 Career: 2 vs. PR-Mayaguez (12/21/06)
 ACC: 1 at FSU (1/23/08), at Va. Tech (1/10/09)

MINUTES


Season: 27 at USF (11/16/09)
 Career: 27 at USF (11/16/09)
 ACC: 21 at Maryland (1/20/09)

2009-10 GAME-BY-GAME:

Opponent	GP-GS	FG-FGA	3FG-3FGA	FT-FTA	Off-Def	Total	A	TO	Blk	Stl	PF	Min	Pts
Longwood	1-0	2-2	0-0	1-2	1-1	2	0	0	0	0	0	20	5
at USF	2-0	0-1	0-0	4-6	2-2	4	0	0	0	1	3	27	4
Rider	3-1	1-3	0-0	2-3	1-1	2	2	1	2	0	3	22	4
Oral Roberts	4-2	1-3	0-0	0-1	1-5	6	0	0	0	0	3	22	2
vs. Stanford	5-3	1-2	0-0	2-2	2-6	8	0	0	1	1	1	16	4
vs. Cleveland St	6-4	1-2	0-0	0-0	1-1	2	0	0	0	0	3	11	2

CAREER STATISTICS

Year	G-GS	Min-Avg.	FG-FGA	Pct.	3FG-3FGA	Pct.	FT-FTA	Pct.	Off-Def.	Reb-Avg.	PF-DQ	Ast	TO	Blk	Stl	Pts-Avg
2006-07	15-0	100-6.7	4-11	.364	0-0	.000	9-13	.692	3-17	20-1.3	15-0	1	4	2	2	17-1.1
ACC	4-0	8-2.0	0-1	.000	0-0	.000	0-0	.000	0-0	0-0.0	3-0	0	0	0	0	0-0.0
2007-08	26-0	188-7.2	23-33	.697	0-0	.000	4-12	.333	18-31	49-1.9	36-0	2	7	3	3	50-1.9
ACC	13-0	77-5.9	7-11	.636	0-0	.000	0-2	.000	5-12	17-1.3	21-0	0	0	0	1	14-1.1
2008-09	17-1	149-8.8	8-20	.400	0-0	.000	13-22	.591	13-14	27-1.6	17-0	1	8	7	1	29-1.7
ACC	7-0	58-8.3	2-6	.333	0-0	.000	4-6	.667	3-5	8-1.1	10-0	0	0	3	1	8-1.1
2009-10	6-4	118-19.7	6-13	.462	0-0	.000	9-14	.643	8-16	24-4.0	13-0	2	1	3	2	21-3.5
ACC																
CAREER	64-5	555-8.7	41-77	.532	0-0	.000	35-61	.574	42-78	120-1.9	81-0	6	20	15	8	117-1.8
ACC	24-0	143-6.0	9-18	.500	0-0	.000	4-8	.500	8-17	25-1.0	34-0	0	0	3	2	22-0.9



MIKE SCOTT

#32

Junior • Forward • 6-8 • 239 • Chesapeake, Va. • Hargrave Military Academy

2009-10 SEASON:

- Had 12 points and 13 rebounds vs. Longwood
- Had nine points and five rebounds at USF
- Had 17 points (8-9 FG) and nine rebounds vs. Rider
- Had 15 points and 10 rebounds vs. Oral Roberts for his 12th career double-double
- Had 15 points and eight rebounds vs. Cleveland State in Cancun

SINGLE GAME BESTS

POINTS

Season: 17 vs. Rider (11/19/09)
 Career: 26 vs. VMI (11/16/08)
 ACC: 18 vs. Clemson (2/15/09)

REBOUNDS

Season: 13 vs. Longwood (11/13/09)
 Career: 18 vs. VMI (11/16/08)
 ACC: 12 at Md (1/30/08), at BC (2/17/08)

FG MADE

Season: 8 vs. Rider (11/19/09)
 Career: 11 vs. VMI (11/16/08)
 ACC: 8 vs. Clemson (2/15/09)

FG ATTEMPTS

Season: 12 vs. Oral Roberts (11/21/09)
 Career: 13 vs. VMI (11/16/08)
 ACC: 12 vs. Clemson (2/15/09)

3 PT FG MADE

Season: --
 Career: 2 vs. Georgia Tech (3/13/08)
 ACC: 2 vs. Georgia Tech (3/13/08)

3 PT FG ATTEMPTS

Season: --
 Career: 2 at BC (2/17/08), vs. GT (3/13/08)
 ACC: 2 at BC (2/17/08), vs. GT (3/13/08)

FT MADE

Season: 3 on three occasions
 Career: 10 at Maryland (1/20/09)
 ACC: 10 at Maryland (1/20/09)

FT ATTEMPTS

Season: 6 vs. Stanford (11/24/09)
 Career: 10 at Maryland (1/20/09)
 ACC: 10 at Maryland (1/20/09)

ASSISTS

Season: 3 on three occasions
 Career: 4 at Syracuse (11/28/08)
 ACC: 3 vs. Clemson (2/15/09)

TURNOVERS

Season: 4 vs. Stanford (11/24/09)
 Career: 4 on four occasions
 ACC: 4 vs. Maryland (3/7/09)

BLOCKS

Season: 2 vs. Longwood (11/13/09)
 Career: 3 vs. Duke (3/5/08), vs. Richmond (3/18/08)
 ACC: 3 vs. Duke (3/5/08)

STEALS

Season: 1 vs. Longwood (11/13/09), vs. ORU (11/21/09)
 Career: 3 on four occasions
 ACC: 3 vs. FSU (1/24/09), vs. Clemson (2/15/09)

MINUTES

Season: 36 vs. Cleveland State (11/25/09)
 Career: 40 vs. Clemson (2/15/09)
 ACC: 40 vs. Clemson (2/15/09)

2009-10 GAME-BY-GAME:

Opponent	GP-GS	FG-FGA	3FG-3FGA	FT-FTA	Off-Def	Total	A	TO	Blk	Stl	PF	Min	Pts
Longwood	1-1	5-8	0-0	2-2	3-10	13	0	1	2	1	3	31	12
at USF	2-2	4-9	0-0	1-2	1-4	5	0	0	0	0	5	16	9
Rider	3-3	8-9	0-0	1-2	3-6	9	3	1	0	0	1	28	17
Oral Roberts	4-4	6-12	0-0	3-4	4-6	10	2	2	0	1	2	32	15
vs. Stanford	5-5	2-6	0-0	3-6	2-7	9	3	4	1	0	4	29	7
vs. Cleveland St	6-6	6-10	0-0	3-4	4-4	8	3	2	0	0	0	36	15

CAREER STATISTICS

Year	G-GS	Min-Avg.	FG-FGA	Pct.	3FG-3FGA	Pct.	FT-FTA	Pct.	Off-Def.	Reb-Avg.	PF-DQ	Ast	TO	Blk	Stl	Pts-Avg
2007-08	32-21	579-18.1	63-143	.441	4-10	.400	52-74	.703	67-101	168-5.3	69-1	15	25	12	20	182-5.7
ACC	16-14	310-19.4	30-77	.390	1-4	.250	20-33	.606	30-50	80-5.0	39-1	6	15	5	8	81-5.1
2008-09	28-19	774-27.6	111-204	.544	2-6	.333	63-85	.741	95-113	208-7.4	68-2	21	49	9	24	287-10.3
ACC	16-7	431-26.9	59-110	.536	2-2	1.000	39-52	.750	45-50	95-5.9	41-1	11	30	5	14	159-9.9
2009-10	6-6	172-28.7	31-54	.574	0-0	.000	13-20	.650	17-37	54-9.0	15-1	11	10	3	2	75-12.5
ACC																
CAREER	66-46	1525-23.1	205-401	.511	6-16	.375	128-179	.715	179-251	430-6.5	152-4	47	84	24	46	544-8.2
ACC	32-21	741-23.2	89-187	.476	3-6	.500	59-85	.694	75-100	175-5.5	80-2	17	45	10	22	240-7.5



ASSANE SENE

#5

Sophomore • Center • 7-0 • 234 • Saint-Louis, Senegal • South Kent

2009-10 SEASON:

- Suspended for the first three games of the season (Longwood, at South Florida, Rider) for conduct detrimental to the team
- Made season debut vs. Oral Roberts and had a career-high eight points and seven rebounds

SINGLE GAME BESTS

POINTS

Season: 8 vs. Oral Roberts (11/21/09)
 Career: 8 vs. Oral Roberts (11/21/09)
 ACC: 6 at Virginia Tech (1/10/09)

REBOUNDS

Season: 7 vs. Oral Roberts (11/21/09)
 Career: 13 vs. Boston College (2/4/09)
 ACC: 13 vs. Boston College (2/4/09)

FG MADE

Season: 3 vs. Oral Roberts (11/21/09)
 Career: 3 on four occasions
 ACC: 3 at Virginia Tech (1/10/09)

FG ATTEMPTS

Season: 5 vs. Oral Roberts (11/21/09)
 Career: 8 vs. Xavier (1/3/09)
 ACC: 6 vs. Boston College (2/4/09)

3 PT FG MADE

Season: --
 Career: --
 ACC: --

3 PT FG ATTEMPTS

Season: --
 Career: --
 ACC: --

FT MADE

Season: 2 vs. Oral Roberts (11/21/09)
 Career: 2 on three occasions
 ACC: 1 vs. Boston College (2/4/09)

FT ATTEMPTS

Season: 4 vs. Oral Roberts (11/21/09)
 Career: 4 vs. Brown (1/6/09), vs. ORU (11/21/09)
 ACC: 3 at Duke (2/1/09)

ASSISTS

Season: --
 Career: 2 vs. Auburn (12/20/08)
 ACC: --

TURNOVERS

Season: --
 Career: 2 on five occasions
 ACC: 2 on three occasions

BLOCKS

Season: 1 vs. Oral Roberts (11/21/09)
 Career: 4 vs. Auburn (12/20/08), at Va. Tech (1/10/09)
 ACC: 4 at Virginia Tech (1/10/09)

STEALS

Season: --
 Career: --
 ACC: --

MINUTES

Season: 13 vs. ORU (11/21/09), vs. Stanford (11/24/09)
 Career: 33 vs. Xavier (1/3/09)
 ACC: 28 vs. Boston College (2/4/09)

2009-10 GAME-BY-GAME:

Opponent	GP-GS	FG-FGA	3FG-3FGA	FT-FTA	Off-Def	Total	A	TO	Blk	Stl	PF	Min	Pts
Longwood	DNP												
at USF	DNP												
Rider	DNP												
Oral Roberts	1-0	3-5	0-0	2-4	2-5	7	0	0	1	0	5	13	8
vs. Stanford	2-0	1-3	0-0	0-2	0-3	3	0	0	0	0	1	13	2
vs. Cleveland St	3-0	0-2	0-0	0-0	1-0	1	0	0	0	0	0	6	0

CAREER STATISTICS

Year	G-GS	Min-Avg.	FG-FGA	Pct.	3FG-3FGA	Pct.	FT-FTA	Pct.	Off-Def.	Reb-Avg.	PF-DQ	Ast	TO	Blk	Stl	Pts-Avg
2008-09	22-16	381-17.3	25-65	.385	0-0	.000	6-21	.286	36-65	101-4.6	61-2	6	18	35	0	56-2.5
ACC	14-12	245-17.5	15-42	.357	0-0	.000	1-8	.125	24-36	60-4.3	35-1	0	12	20	0	31-2.2
2009-10	3-0	32-10.7	4-10	.400	0-0	.000	2-6	.333	3-8	11-3.7	6-1	0	0	1	0	10-3.3
ACC																
CAREER	25-16	413-16.5	29-75	.387	0-0	.000	8-27	.296	39-73	112-4.5	67-3	6	18	36	0	66-2.6
ACC	14-12	245-17.5	15-42	.357	0-0	.000	1-8	.125	24-36	60-4.3	35-1	0	12	20	0	31-2.2



WILL SHERRILL

#22

Junior • Forward • 6-9 • 217 • New York, N.Y. • Phillips Academy Andover

2009-10 SEASON:

- Made season debut at USF and had two points (2-2 FT) and one rebound
- Had two points and set a career-high with six rebounds vs. Rider
- Had three points and three rebounds vs. Oral Roberts
- Set career highs with 18 points, seven FGs, four 3FGs, two assists, three steals, and 24 minutes and tied a career high with six rebounds vs. Cleveland State in Cancun

SINGLE GAME BESTS

POINTS

Season: 18 vs. Cleveland State (11/25/09)
 Career: 18 vs. Cleveland State (11/25/09)
 ACC: 1 at Clemson (3/3/09)

REBOUNDS

Season: 6 vs. Rider (11/19/09), vs. Cleveland St (11/25/09)
 Career: 6 vs. Rider (11/19/09), vs. Cleveland St (11/25/09)
 ACC: --

FG MADE

Season: 7 vs. Cleveland State (11/25/09)
 Career: 7 vs. Cleveland State (11/25/09)
 ACC: --

FG ATTEMPTS

Season: 9 vs. Cleveland State (11/25/09)
 Career: 9 vs. Cleveland State (11/25/09)
 ACC: 1 vs. North Carolina (1/15/09)

3 PT FG MADE

Season: 4 vs. Cleveland State (11/25/09)
 Career: 4 vs. Cleveland State (11/25/09)
 ACC: --

3 PT FG ATTEMPTS

Season: 5 vs. Cleveland State (11/25/09)
 Career: 5 vs. Cleveland State (11/25/09)
 ACC: 1 vs. North Carolina (1/15/09)

FT MADE

Season: 2 at USF (11/16/09)
 Career: 2 at USF (11/16/09)
 ACC: 1 at Clemson (3/3/09)

FT ATTEMPTS

Season: 2 at USF (11/16/09)
 Career: 2 at Clemson (3/3/09), at USF (11/16/09)
 ACC: 2 at Clemson (3/3/09)

ASSISTS

Season: 2 vs. Cleveland State (11/25/09)
 Career: 2 vs. Cleveland State (11/25/09)
 ACC: --

TURNOVERS

Season: 2 vs. Rider (11/19/09)
 Career: 2 vs. Rider (11/19/09)
 ACC: --

BLOCKS

Season: 1 vs. Stanford (11/24/09), vs. Cleveland St (11/25/09)
 Career: 1 vs. Stanford (11/24/09), vs. Cleveland St (11/25/09)
 ACC: --

STEALS

Season: 3 vs. Cleveland State (11/25/09)
 Career: 3 vs. Cleveland State (11/25/09)
 ACC: --

MINUTES

Season: 24 vs. Cleveland State (11/25/09)
 Career: 24 vs. Cleveland State (11/25/09)
 ACC: 2 at North Carolina (2/7/09)

2009-10 GAME-BY-GAME:

Opponent	GP-GS	FG-FGA	3FG-3FGA	FT-FTA	Off-Def	Total	A	TO	Blk	Stl	PF	Min	Pts
Longwood	DNP												
at USF	1-0	0-0	0-0	2-2	0-1	1	0	0	0	0	0	4	2
Rider	2-0	1-4	0-0	0-0	2-4	6	1	2	0	1	1	16	2
Oral Roberts	3-0	1-1	1-1	0-0	1-2	3	0	0	0	0	4	11	3
vs. Stanford	4-0	0-2	0-1	0-0	1-0	1	0	0	1	1	1	9	0
vs. Cleveland St	5-0	7-9	4-5	0-0	2-4	6	2	0	1	3	3	24	18

CAREER STATISTICS

Year	G-GS	Min-Avg.	FG-FGA	Pct.	3FG-3FGA	Pct.	FT-FTA	Pct.	Off-Def.	Reb-Avg.	PF-DQ	Ast	TO	Blk	Stl	Pts-Avg
2007-08	7-0	12-1.7	3-3	1.000	1-1	1.000	0-0	.000	1-2	3-0.4	3-0	1	0	0	1	7-1.0
ACC	1-0	1-1.0	0-0	.000	0-0	.000	0-0	.000	0-0	0-0.0	0-0	0	0	0	0	0-0.0
2008-09	10-0	19-1.9	0-3	.000	0-1	.000	1-2	.500	2-1	3-0.3	2-0	1	2	0	0	1-0.1
ACC	5-0	5-1.0	0-1	.000	0-1	.000	1-2	.500	0-0	0-0.0	1-0	0	0	0	0	1-0.2
2009-10	5-0	64-12.8	9-16	.563	5-7	.714	2-2	1.000	6-11	17-3.4	9-0	3	2	2	5	25-5.0
ACC																
CAREER	22-0	95-4.3	12-22	.545	6-9	.667	3-4	.750	9-14	23-1.0	14-0	5	4	2	6	33-1.5
ACC	6-0	6-1.0	0-1	.000	0-1	.000	1-2	.500	0-0	0-0.0	1-0	0	0	0	0	1-0.2



SOLOMON TAT

#45

Sr. • G/F • 6-5 • 217 • Jos Plateau, Nigeria • Community Christian School

2009-10 SEASON:

- Made season debut at USF
- Had four points and four rebounds vs. Rider

SINGLE GAME BESTS

POINTS

Season: 4 vs. Rider (11/19/09)
 Career: 12 at Xavier (1/3/08)
 ACC: 8 at Virginia Tech (2/10/07)

REBOUNDS

Season: 4 vs. Rider (11/19/09)
 Career: 6 at Virginia Tech (2/10/07)
 ACC: 6 at Virginia Tech (2/10/07)

FG MADE

Season: 2 vs. Rider (11/19/09)
 Career: 3 at Virginia Tech (2/10/07), at Xavier (1/3/08)
 ACC: 3 at Virginia Tech (2/10/07)

FG ATTEMPTS

Season: 3 vs. Rider (11/19/09)
 Career: 9 at Virginia Tech (2/10/07)
 ACC: 9 at Virginia Tech (2/10/07)

3 PT FG MADE

Season: --
 Career: --
 ACC: --

3 PT FG ATTEMPTS

Season: --
 Career: 1 on five occasions
 ACC: 1 on three occasions

FT MADE

Season: --
 Career: 6 at Xavier (1/3/08)
 ACC: 2 on four occasions

FT ATTEMPTS

Season: 1 vs. Rider (11/19/09)
 Career: 9 at Xavier (1/3/08)
 ACC: 2 on six occasions

ASSISTS

Season: --
 Career: 5 vs. Gonzaga (1/3/07)
 ACC: 2 at Clemson (1/28/07), at Wake (3/3/07)

TURNOVERS

Season: --
 Career: 2 on eight occasions
 ACC: 2 on six occasions

BLOCKS

Season: --
 Career: 1 vs. Longwood (2/13/07)
 ACC: --

STEALS

Season: --
 Career: 2 vs. Stanford (1/7/07), vs. Md. (1/16/07)
 ACC: 2 vs. Maryland (1/16/07)

MINUTES

Season: 4 vs. Rider (11/19/09)
 Career: 23 at Virginia Tech (2/10/07)
 ACC: 23 at Virginia Tech (2/10/07)

2009-10 GAME-BY-GAME:

Opponent	GP-GS	FG-FGA	3FG-3FGA	FT-FTA	Off-Def	Total	A	TO	Blk	Stl	PF	Min	Pts
Longwood	DNP												
at USF	1-0	0-0	0-0	0-0	0-0	0	0	0	0	0	0	2	0
Rider	2-0	2-3	0-0	0-1	1-3	4	0	0	0	0	0	4	4
Oral Roberts	3-0	0-0	0-0	0-0	0-0	0	0	0	0	0	0	1	0
vs. Stanford	DNP												
vs. Cleveland St	DNP												

CAREER STATISTICS

Year	G-GS	Min-Avg.	FG-FGA	Pct.	3FG-3FGA	Pct.	FT-FTA	Pct.	Off-Def.	Reb-Avg.	PF-DQ	Ast	TO	Blk	Stl	Pts-Avg
2006-07	20-0	165-8.3	14-40	.350	0-3	.000	12-19	.632	7-25	32-1.6	24-0	13	8	1	8	40-2.0
ACC	13-0	107-8.2	8-25	.320	0-1	.000	5-5	1.000	5-16	21-1.6	17-0	6	4	0	5	21-1.6
2007-08	15-0	100-6.7	11-24	.458	0-2	.000	13-17	.765	4-16	20-1.3	6-0	5	6	0	3	35-2.3
ACC	9-0	68-7.6	7-15	.467	0-2	.000	5-6	.833	1-12	13-1.4	4-0	3	4	0	3	19-2.1
2008-09	17-8	119-7.0	4-15	.267	0-0	.000	3-4	.750	6-10	16-0.9	17-1	5	10	0	3	11-0.6
ACC	12-8	101-8.4	3-14	.214	0-0	.000	1-2	.500	6-7	13-1.1	13-1	3	9	0	2	7-0.6
2009-10	3-0	7-2.3	2-3	.667	0-0	.000	0-1	.000	1-3	4-1.3	0-0	0	0	0	0	4-1.3
ACC																
CAREER	55-8	391-7.1	31-82	.378	0-5	.000	28-41	.683	18-54	72-1.3	47-1	23	24	1	14	90-1.6
ACC	34-8	276-8.1	18-54	.333	0-3	.000	11-13	.846	12-35	47-1.4	34-1	12	17	0	10	47-1.4



JAMIL TUCKER

#12

Senior • Forward • 6-9 • 240 • Gary, Ind. • West Side

2009-10 SEASON:

- Tucker is back practicing with the Virginia men's basketball team, but will not be in uniform for games at this time
- Tucker has been practicing with the team since Friday (Nov. 27)
- Tucker took a leave of absence from the team to focus on personal matters, beginning on Nov. 11

SINGLE GAME BESTS

POINTS

Season: --
 Career: 21 at Maryland (1/20/09)
 ACC: 21 at Maryland (1/20/09)

REBOUNDS

Season: --
 Career: 10 vs. Longwood (12/17/08)
 ACC: 9 on three occasions

FG MADE

Season: --
 Career: 7 at Maryland (1/20/09)
 ACC: 7 at Maryland (1/20/09)

FG ATTEMPTS

Season: --
 Career: 13 vs. North Carolina (1/15/09)
 ACC: 13 vs. North Carolina (1/15/09)

3 PT FG MADE

Season: --
 Career: 4 at Minn. (12/2/08), at Md. (1/20/09)
 ACC: 4 at Maryland (1/20/09)

3 PT FG ATTEMPTS

Season: --
 Career: 5 vs. ODU (3/24/08), at Minn. (12/2/08)
 ACC: 7 at Wake Forest (2/9/08)

FT MADE

Season: --
 Career: 5 vs. Hampton (12/19/07), vs. USF (11/19/08)
 ACC: 3 on three occasions

FT ATTEMPTS

Season: --
 Career: 8 vs. USF (11/19/08)
 ACC: 4 on four occasions

ASSISTS

Season: --
 Career: 3 vs. Longwood (12/17/08)
 ACC: 2 on six occasions

TURNOVERS

Season: --
 Career: 4 at Duke (2/1/09)
 ACC: 4 at Duke (2/1/09)

BLOCKS

Season: --
 Career: 3 at Virginia Tech (1/10/09)
 ACC: 3 at Virginia Tech (1/10/09)

STEALS

Season: --
 Career: 2 on four occasions
 ACC: 2 at North Carolina (2/7/09)

MINUTES


Season: --
 Career: 30 at Wake Forest (2/9/08)
 ACC: 30 at Wake Forest (2/9/08)

2009-10 GAME-BY-GAME:

Opponent	GP-GS	FG-FGA	3FG-3FGA	FT-FTA	Off-Def	Total	A	TO	Blk	Stl	PF	Min	Pts
Longwood	DNP												
at USF	DNP												
Rider	DNP												
Oral Roberts	DNP												
vs. Stanford	DNP												
vs. Cleveland St	DNP												

CAREER STATISTICS

Year	G-GS	Min-Avg.	FG-FGA	Pct.	3FG-3FGA	Pct.	FT-FTA	Pct.	Off-Def.	Reb-Avg.	PF-DQ	Ast	TO	Blk	Stl	Pts-Avg
2006-07	29-0	291-10.0	32-73	.438	21-43	.488	15-27	.556	16-44	60-2.1	39-0	3	19	6	3	100-3.4
ACC	13-0	113-8.7	15-32	.469	11-19	.579	8-13	.615	7-20	27-2.1	20-0	0	9	0	1	49-3.8
2007-08	31-3	483-15.6	57-133	.429	31-84	.369	17-24	.708	19-84	103-3.3	62-0	17	21	12	7	162-5.2
ACC	16-2	256-16.0	32-75	.427	18-45	.400	9-14	.643	14-44	58-3.6	26-0	11	11	3	4	91-5.7
2008-09	28-4	518-18.5	73-165	.442	31-77	.403	30-44	.682	33-73	106-3.8	62-1	20	31	15	16	207-7.4
ACC	16-1	318-19.9	43-99	.434	20-48	.417	14-19	.737	19-38	57-3.6	40-1	14	20	9	9	120-7.5
2009-10	0-0															
ACC																
CAREER	88-7	1292-14.7	162-371	.437	83-204	.407	62-95	.653	68-201	269-3.1	163-1	40	71	33	26	469-5.3
ACC	45-3	687-15.3	90-206	.437	49-112	.438	31-46	.674	40-102	142-3.2	86-1	25	40	12	14	260-5.8



SAMMY ZEGLINSKI

#13

So. • G • 6-0 • 182 • Philadelphia, Pa. • The William Penn Charter School

2009-10 SEASON:

- Had 14 points and tied a career-high with six rebounds vs. Longwood
- Had 12 points vs. Rider
- Had 13 points vs. Oral Roberts
- Tied a career high with six rebounds vs. Stanford in Cancun
- Had 10 points and four assists vs. Cleveland State in Cancun

SINGLE GAME BESTS

POINTS

Season: 14 vs. Longwood (11/13/09)
 Career: 24 vs. Liberty (11/25/08)
 ACC: 15 vs. Clemson (2/15/09)

REBOUNDS

Season: 6 vs. Longwood (11/13/09), vs. Stanford (11/24/09)
 Career: 6 on three occasions
 ACC: 6 at Georgia Tech (12/28/08)

FG MADE

Season: 5 vs. Longwood (11/13/09)
 Career: 8 vs. Liberty (11/25/08)
 ACC: 6 vs. Clemson (2/15/09)

FG ATTEMPTS

Season: 10 vs. Longwood (11/13/09)
 Career: 14 vs. Auburn (12/20/08)
 ACC: 11 at North Carolina (2/7/09)

3 PT FG MADE

Season: 4 vs. Longwood (11/13/09)
 Career: 6 vs. Liberty (11/25/08)
 ACC: 3 at GT (12/28/08), vs. Clemson (2/15/09)

3 PT FG ATTEMPTS

Season: 7 vs. Longwood (11/13/09)
 Career: 10 vs. Liberty (11/25/08)
 ACC: 9 at Georgia Tech (12/28/08)

FT MADE

Season: 2 vs. Rider (11/19/09), vs. ORU (11/21/09)
 Career: 4 vs. USF (11/19/08), vs. FSU (1/24/09)
 ACC: 4 vs. Florida State (1/24/09)

FT ATTEMPTS

Season: 4 vs. Rider (11/19/09)
 Career: 8 vs. Florida State (1/24/09)
 ACC: 8 vs. Florida State (1/24/09)

ASSISTS

Season: 4 vs. Longwood (11/13/09), vs. Cleveland St (11/25/09)
 Career: 8 at Virginia Tech (1/10/09)
 ACC: 8 at Virginia Tech (1/10/09)

TURNOVERS

Season: 5 vs. Longwood (11/13/09)
 Career: 6 vs. Clemson (2/15/09)
 ACC: 6 vs. Clemson (2/15/09)

BLOCKS

Season: 1 at USF (11/16/09)
 Career: 1 on four occasions
 ACC: --

STEALS

Season: 2 at USF (11/16/09), vs. Cleveland St (11/25/09)
 Career: 5 vs. Florida State (1/24/09)
 ACC: 5 vs. Florida State (1/24/09)

MINUTES

Season: 38 vs. Cleveland State (11/25/09)
 Career: 39 at Georgia Tech (12/28/08)
 ACC: 39 at Georgia Tech (12/28/08)

2009-10 GAME-BY-GAME:

Opponent	GP-GS	FG-FGA	3FG-3FGA	FT-FTA	Off-Def	Total	A	TO	Blk	Stl	PF	Min	Pts
Longwood	1-1	5-10	4-7	0-2	0-6	6	4	5	0	1	3	37	14
at USF	2-2	1-4	0-1	0-0	0-0	0	2	2	1	2	4	24	2
Rider	3-3	4-5	2-2	2-4	0-4	4	2	1	0	1	1	25	12
Oral Roberts	4-4	4-7	3-6	2-2	1-2	3	1	0	0	0	2	23	13
vs. Stanford	5-5	1-5	0-2	0-0	0-6	6	3	1	0	1	4	33	2
vs. Cleveland St	6-6	4-7	2-5	0-0	0-3	3	4	3	0	2	1	38	10

CAREER STATISTICS

Year	G-GS	Min-Avg.	FG-FGA	Pct.	3FG-3FGA	Pct.	FT-FTA	Pct.	Off-Def.	Reb-Avg.	PF-DQ	Ast	TO	Blk	Stl	Pts-Avg
2007-08	8-0	62-7.8	3-12	.250	1-7	.143	0-2	.000	3-6	9-1.1	8-0	15	9	1	3	7-0.9
ACC	0-0															
2008-09	28-15	669-23.9	82-213	.385	33-105	.314	20-35	.571	9-57	66-2.4	68-2	84	70	2	36	217-7.8
ACC	16-7	362-22.6	32-101	.317	12-56	.214	6-16	.375	6-27	33-2.1	33-0	44	37	0	18	82-5.1
2009-10	6-6	180-30.0	19-38	.500	11-23	.478	4-8	.500	1-21	22-3.7	15-0	16	12	1	7	53-8.8
ACC																
CAREER	42-21	911-21.7	104-263	.395	45-135	.333	24-45	.533	13-84	97-2.3	91-2	115	91	4	46	277-6.6
ACC	16-7	362-22.6	32-101	.317	12-56	.214	6-16	.375	6-27	33-2.1	33-0	44	37	0	18	82-5.1

VIRGINIA 85 November 13, 2009
LONGWOOD 72 John Paul Jones Arena • Charlottesville, Va.

LONGWOOD (0-1)

Player	FG	3FG	FT	O-D	Reb	PF	Pts	A	TO	Blk	Stl	Min
Robinson (F)	6-8	0-0	1-2	1-4	5	3	13	1	0	0	3	20
Smith (F)	2-10	0-3	1-3	0-5	5	3	5	1	4	0	0	30
Dawson (G)	4-7	2-3	0-0	0-3	3	3	10	5	0	0	1	31
Mitchell (G)	1-5	1-3	0-0	0-1	1	4	3	2	1	1	0	26
Swecker (G)	4-11	2-5	0-0	0-0	0	2	10	0	0	0	2	29
Carter	8-10	0-0	2-3	0-1	1	3	18	0	2	0	3	24
Washington	4-9	3-7	0-0	0-1	1	0	11	3	3	0	0	24
Gee	0-0	0-0	2-2	1-2	3	0	2	0	0	0	0	10
Persaud	0-0	0-0	0-0	0-0	0	0	0	0	1	0	0	2
van der Kooij	0-1	0-1	0-0	0-0	0	1	0	0	0	0	0	4
				1-1	2							
TOTALS	29-61	8-22	6-10	3-18	21	19	72	12	11	1	9	200
	<i>.475</i>	<i>.364</i>	<i>.600</i>									

VIRGINIA (1-0)

Player	FG	3FG	FT	O-D	Reb	PF	Pts	A	TO	Blk	Stl	Min
Scott (F)	5-8	0-0	2-2	3-10	13	3	12	0	1	2	1	31
Farrakhan (G)	5-8	1-4	6-6	0-5	5	2	17	4	3	0	1	31
Zeglinski (G)	5-10	4-7	0-2	0-6	6	3	14	4	5	0	1	37
Landesberg (G)	8-13	1-1	6-8	1-5	6	2	23	4	3	0	1	34
Jones (G)	3-6	0-2	4-4	0-1	1	0	10	1	1	0	1	24
Evans	2-2	0-0	0-0	0-2	2	3	4	1	3	0	1	20
Spurlock	0-1	0-0	0-0	0-0	0	1	0	0	0	0	0	3
Meynsse	2-2	0-0	1-2	1-1	2	0	5	0	0	0	0	20
				0-1	1							
TOTALS	30-50	6-14	19-24	5-31	36	14	85	14	16	2	6	200
	<i>.600</i>	<i>.429</i>	<i>.792</i>									

LONGWOOD	27	45	72
VIRGINIA	49	36	85

Officials: Freddie Williams, Jose Carrion, Tim Comer
 Technicals: none
 Attendance: 10,787

USF 66 November 16, 2009
VIRGINIA 49 The Sun Dome • Tampa, Fla.

VIRGINIA (1-1)

Player	FG	3FG	FT	O-D	Reb	PF	Pts	A	TO	Blk	Stl	Min
Scott (F)	4-9	0-0	1-2	1-4	5	5	9	0	0	0	0	16
Farrakhan (G)	1-9	0-2	1-1	0-1	1	1	3	2	1	0	0	29
Zeglinski (G)	1-4	0-1	0-0	0-0	0	4	2	2	2	1	2	24
Landesberg (G)	5-14	0-1	4-4	1-1	2	1	14	2	0	0	0	33
Jones (G)	3-10	1-7	0-0	1-4	5	0	7	0	0	0	1	28
Evans	1-1	0-0	0-0	0-0	0	1	2	0	4	0	1	13
Baker	2-4	1-1	0-0	1-1	2	2	5	1	0	0	0	15
Sherrill	0-0	0-0	2-2	0-1	1	0	2	0	0	0	0	4
Spurlock	0-0	0-0	1-2	1-0	1	0	1	0	2	0	0	9
Tat	0-0	0-0	0-0	0-0	0	0	0	0	0	0	0	2
Meynsse	0-1	0-0	4-6	2-2	4	3	4	0	0	0	1	27
				2-1	3							
TOTALS	17-52	2-12	13-17	9-15	24	17	49	7	9	1	5	200
	<i>.327</i>	<i>.167</i>	<i>.765</i>									

USF (2-0)

Player	FG	3FG	FT	O-D	Reb	PF	Pts	A	TO	Blk	Stl	Min
Gilchrist (F)	5-9	1-1	7-7	3-5	8	4	18	3	6	3	0	34
Famous (F)	4-4	0-0	4-7	1-7	8	4	12	2	1	1	0	30
Howard (G)	1-4	0-1	0-0	2-1	3	2	2	1	2	0	0	30
Jones (G)	10-18	1-4	1-1	1-6	7	3	22	4	1	0	4	38
Mercer (G)	1-3	0-1	1-2	0-4	4	0	3	0	2	0	0	23
Dumars	0-1	0-1	0-0	0-0	0	1	0	0	0	0	0	1
Leemow	3-4	3-3	0-1	0-2	2	0	9	1	0	0	1	28
Kardok	0-0	0-0	0-0	0-0	0	0	0	0	0	0	0	1
Noriega	0-0	0-0	0-0	0-0	0	0	0	0	0	0	0	2
Burwell	0-1	0-0	0-0	0-0	0	0	0	0	0	0	0	1
Fitzpatrick	0-1	0-0	0-0	0-1	1	3	0	0	1	0	1	12
				1-1	2							
TOTALS	24-45	5-11	13-18	8-27	35	17	66	11	14	4	6	200
	<i>.533</i>	<i>.455</i>	<i>.722</i>									

VIRGINIA	27	22	49
USF	31	35	66

Officials: Mike Stuart, Earl Walton, James Breeding
 Technicals: none
 Attendance: 4,193

VIRGINIA 79 November 19, 2009
RIDER 46 John Paul Jones Arena • Charlottesville, Va.

RIDER (2-1)

Player	FG	3FG	FT	O-D	Reb	PF	Pts	A	TO	Blk	Stl	Min
Ringgold (F)	4-12	0-0	0-2	1-1	2	3	8	1	2	2	0	34
Gadson (F)	1-4	1-2	0-0	1-3	4	3	3	1	2	1	0	17
Jackson (F)	1-1	0-0	0-0	0-1	1	1	2	0	1	0	0	11
R. Thompson (G)	3-7	1-4	2-6	0-0	0	2	9	1	3	1	1	30
Robinson (G)	2-6	1-4	0-0	0-2	2	3	5	2	2	0	1	25
Youngblood	2-6	1-3	0-0	0-2	2	2	5	2	2	0	0	22
Johnson	0-0	0-0	1-2	0-0	0	1	0	0	0	0	0	5
J. Thompson	0-3	0-2	0-0	0-2	2	1	0	3	0	1	0	19
Mansell	1-3	1-3	0-0	0-0	0	0	3	0	0	0	0	13
Nd-Ezuma	0-2	0-0	0-0	1-1	2	0	0	0	0	0	1	1
Penn	3-7	2-5	2-2	2-5	7	1	10	0	2	0	0	21
Myers	0-0	0-0	0-0	0-0	0	0	0	0	0	0	0	2
				2-3	5							
TOTALS	17-51	7-23	5-12	7-20	27	16	46	10	14	5	3	200
	<i>.333</i>	<i>.304</i>	<i>.417</i>									

VIRGINIA (2-1)

Player	FG	3FG	FT	O-D	Reb	PF	Pts	A	TO	Blk	Stl	Min
Scott (F)	8-9	0-0	1-2	3-6	9	1	17	3	1	0	0	28
Meynsse (F)	1-3	0-0	2-3	1-1	2	3	4	2	1	2	0	22
Farrakhan (G)	2-6	2-5	2-2	0-1	1	1	8	2	1	0	1	22
Zeglinski (G)	4-5	2-2	2-4	0-4	4	1	12	2	1	0	1	25
Landesberg (G)	4-8	0-0	2-2	2-2	4	2	10	1	1	0	0	20
Browman	0-0	0-0	0-0	0-0	0	0	0	0	0	0	0	1
Evans	0-0	0-0	0-0	0-1	1	0	0	2	1	0	0	11
Baker	2-5	0-1	4-4	0-2	2	2	8	2	2	0	1	18
Jonke	0-0	0-0	0-0	0-1	1	0	0	0	0	0	0	3
Kody	0-2	0-0	0-0	1-0	1	1	0	0	0	0	0	3
Sherrill	1-4	0-0	0-0	2-4	6	1	2	1	2	0	1	16
Jones	4-7	2-5	1-1	0-1	1	0	11	0	0	1	1	19
Spurlock	1-4	1-3	0-0	0-2	2	2	3	0	0	0	0	8
Tat	2-3	0-0	0-1	1-3	4	0	4	0	0	0	0	4
				1-3	4							
TOTALS	29-56	7-16	14-19	11-31	42	14	79	15	10	3	5	200
	<i>.518</i>	<i>.438</i>	<i>.737</i>									

RIDER	22	24	46
VIRGINIA	36	43	79

Officials: Sean Hull, Ray Perone, Jeff Nichols
 Technicals: none
 Attendance: 8,061

VIRGINIA 76 November 21, 2009
ORAL ROBERTS 55 John Paul Jones Arena • Charlottesville, Va.

ORAL ROBERTS (2-2)

Player	FG	3FG	FT	O-D	Reb	PF	Pts	A	TO	Blk	Stl	Min
Morrison (F)	3-15	1-5	0-0	0-2	2	4	7	0	2	0	0	31
Craion (F)	2-8	0-1	2-2	3-8	11	1	6	0	4	0	0	28
Ford (C)	6-9	0-0	4-8	5-5	10	2	16	2	3	2	1	31
Pearson (G)	1-4	1-1	0-0	0-1	1	1	3	2	2	0	2	12
Stokes (G)	4-8	4-5	1-2	1-1	2	2	13	2	1	0	0	31
Rogers	0-2	0-1	0-0	0-0	0	0	0	0	0	0	0	3
Holdman	0-2	0-0	1-2	2-1	3	4	1	1	0	0	1	20
Niles	1-4	1-3	1-2	0-1	1	2	4	0	1	0	0	23
Bell-Holter	1-4	0-1	3-4	1-0	1	4	5	0	1	1	0	19
Nasarre	0-0	0-0	0-0	0-0	0	0	0	0	0	0	0	2
				0-4	4							
TOTALS	18-56	7-17	12-20	12-23	35	20	55	7	14	3	4	200
	<i>.321</i>	<i>.412</i>	<i>.600</i>									

VIRGINIA (3-1)

Player	FG	3FG	FT	O-D	Reb	PF	Pts	A	TO	Blk	Stl	Min
Scott (F)	6-12	0-0	3-4	4-6	10	2	15	2	2	0	1	32
Meynsse (F)	1-3	0-0	0-1	1-5	6	3	2	0	0	0	0	22
Farrakhan (G)	4-8	2-3	3-4	1-1	2	0	13	4	2	0	1	32
Zeglinski (G)	4-7	3-6	2-2	1-2	3	2	13	1	0	0	0	23
Landesberg (G)	4-10	0-2	6-6	0-7	7	1	14	3	4	2	1	33
Evans	0-0	0-0	0									

STANFORD VIRGINIA **57 52** November 24, 2009
Moon Palace Resort • Cancun, Mexico

VIRGINIA (3-2)

Player	FG	3FG	FT	O-D	Reb	PF	Pts	A	TO	Blk	Stl	Min
Scott (F)	2-6	0-0	3-6	2-7	9	4	7	3	4	1	0	29
Meyinsse (F)	1-2	0-0	2-2	2-6	8	1	4	0	0	1	1	16
Zeglinski (G)	1-5	0-2	0-0	0-6	6	4	2	3	1	0	1	33
Landesberg (G)	7-12	0-4	2-4	1-3	4	3	16	2	3	1	1	30
Jones (G)	5-9	4-7	3-4	0-1	1	0	17	0	1	0	2	34
Evans	0-1	0-1	0-0	0-0	0	0	0	0	0	0	0	6
Farrakhan	0-2	0-2	3-4	1-0	1	2	3	1	3	0	1	11
Baker	0-3	0-1	1-2	0-1	1	2	1	1	1	0	1	19
Sene	1-3	0-0	0-2	0-3	3	1	2	0	0	0	0	13
Sherrill	0-2	0-1	0-0	1-0	1	1	0	0	0	1	1	9
				1-0	1							
TOTALS	17-45	4-18	14-24	8-27	35	18	52	10	13	4	8	200
	<i>.378</i>	<i>.222</i>	<i>.583</i>									

STANFORD (3-2)

Player	FG	3FG	FT	O-D	Reb	PF	Pts	A	TO	Blk	Stl	Min
Fields (F)	9-16	2-3	5-8	6-7	13	2	25	3	1	0	3	37
Zimmerman (F)	0-5	0-1	0-0	0-2	2	3	0	0	1	0	0	19
Trotter (F)	2-5	0-0	0-0	1-5	6	4	4	1	0	1	0	25
Mann (G)	2-5	1-1	2-7	1-3	4	3	7	5	2	0	0	37
Green (G)	4-14	2-6	0-0	1-2	3	3	10	0	1	0	1	29
Shiller	3-7	3-4	0-0	0-2	2	1	9	1	1	0	1	25
Igbinosa	0-0	0-0	0-0	0-2	2	0	0	0	1	0	0	3
Dildy	1-2	0-1	0-0	0-1	1	0	2	0	1	0	0	12
Bullock	0-0	0-0	0-0	1-1	2	2	0	1	2	0	0	13
				0-1	1							
TOTALS	21-54	8-16	7-15	10-26	36	18	57	11	10	1	5	200
	<i>.389</i>	<i>.500</i>	<i>.467</i>									

VIRGINIA	31	21	52
STANFORD	30	27	57

Officials: Darron George, Tony Padilla, Mark Maslona
 Technicals: none
 Attendance: 200

VIRGINIA CLEVELAND ST. **76 65** November 25, 2009
Moon Palace Resort • Cancun, Mexico

VIRGINIA (4-2)

Player	FG	3FG	FT	O-D	Reb	PF	Pts	A	TO	Blk	Stl	Min
Scott (F)	6-10	0-0	3-4	4-4	8	0	15	3	2	0	0	36
Meyinsse (F)	1-2	0-0	0-0	1-1	2	3	2	0	0	0	0	11
Farrakhan (G)	4-7	3-5	0-0	0-1	1	1	11	2	4	1	0	33
Zeglinski (G)	4-7	2-5	0-0	0-3	3	1	10	4	3	0	2	38
Landesberg (G)	6-13	1-1	7-9	0-5	5	2	20	5	1	0	1	38
Evans	0-0	0-0	0-0	0-0	0	0	0	0	0	0	0	0+
Baker	0-2	0-0	0-1	0-0	0	0	0	1	0	0	0	9
Sene	0-2	0-0	0-0	1-0	1	0	0	0	0	0	0	6
Sherrill	7-9	4-5	0-0	2-4	6	3	18	2	0	1	3	24
Jones	0-1	0-1	0-0	0-2	2	0	0	0	0	0	0	5
				4-0	4							
TOTALS	28-53	10-17	10-14	12-20	32	10	76	17	10	2	6	200
	<i>.528</i>	<i>.588</i>	<i>.714</i>									

CLEVELAND STATE (3-3)

Player	FG	3FG	FT	O-D	Reb	PF	Pts	A	TO	Blk	Stl	Min
Cunningham (F)	2-5	2-4	0-0	0-4	4	1	6	0	0	0	0	24
Pogue (F)	5-5	0-0	3-6	0-4	4	2	13	4	1	2	1	37
Harmon (G)	3-9	1-7	0-0	0-2	2	0	7	1	3	0	1	24
Cole (G)	5-10	2-4	0-0	0-1	1	3	12	5	1	1	3	38
Brown (G)	2-4	0-1	0-0	2-1	3	5	4	4	2	0	1	36
James	0-0	0-0	0-0	0-0	0	1	0	0	0	0	0	3
Montgomery	5-8	3-4	1-1	0-1	1	1	14	0	0	0	0	20
Woods	0-0	0-0	0-0	0-0	0	0	0	0	0	0	0	0+
McCoy	0-0	0-0	0-0	0-0	0	0	0	0	0	0	0	0+
Ajere	3-4	0-0	0-1	0-2	2	2	6	0	2	0	1	8
Kamczyc	1-2	1-1	0-0	0-1	1	1	3	0	1	0	0	10
Latas	0-0	0-0	0-0	0-0	0	0	0	0	0	0	0	0+
				0-0	0							
TOTALS	26-47	9-21	4-8	2-16	18	16	65	14	10	3	7	200
	<i>.553</i>	<i>.429</i>	<i>.500</i>									

VIRGINIA	27	49	76
CLEVELAND ST.	34	31	65

Officials: Darryl Smith, Mark Maslona, Jeff Spedoske
 Technicals: none
 Attendance: 250

VIRGINIA TEAM AND INDIVIDUAL HIGHS FOR THE 2009-10 SEASON

Team		Individual	
Points:	85 vs. Longwood (85-72)	Points:	23 Sylvan Landesberg vs. Longwood
FG Att:	56 vs. Rider (29-56)	FG Att:	14 Sylvan Landesberg (5-14) at USF
FG Made:	30 vs. Longwood (30-50)	FG Made:	8 Sylvan Landesberg (8-13) vs. Longwood
			8 Mike Scott (8-9) vs. Rider
FG %:	60.0 vs. Longwood (30-50)	FG %:⁽¹⁾	88.9 Mike Scott (8-9) vs. Rider
3-FG Att:	18 vs. Stanford (4-18)	3-FG Att:	7 on three occasions
3-FG Made:	10 vs. Cleveland State (10-17)	3-FG Made:	4 on three occasions
3-FG %:	58.8 vs. Cleveland State (10-17)	3-FG %:⁽²⁾	80.0 Will Sherrill (4-5) vs. Cleveland State
FT Att:	27 vs. Oral Roberts (20-27)	FT Att:	9 Sylvan Landesberg (7-9) vs. Cleveland State
FT Made:	20 vs. Oral Roberts (20-27)	FT Made:	7 Sylvan Landesberg (7-9) vs. Cleveland State
FT %:	79.2 vs. Longwood (19-24)	FT %:⁽¹⁾	100.0 Sylvan Landesberg (6-6) vs. Oral Roberts
			100.0 Mustapha Farrakhan (6-6) vs. Longwood
Rebounds:	44 vs. Oral Roberts	Rebounds:	13 Mike Scott vs. Longwood
Assists:	17 vs. Cleveland State	Assists:	5 Sylvan Landesberg vs. Cleveland State
Turnovers:	16 vs. Longwood	Turnovers:	5 Sammy Zeglinski vs. Longwood
Blocks:	4 vs. Stanford	Blocks:	2 on three occasions
Steals:	8 vs. Stanford	Steals:	3 Will Sherrill vs. Cleveland State
Fouls:	18 vs. Stanford		

OPPONENT TEAM AND INDIVIDUAL HIGHS FOR THE 2009-10 SEASON

Team		Individual	
Points:	72 by Longwood (72-85)	Points:	25 Landry Fields (Stanford)
FG Att:	61 by Longwood (29-61)	FG Att:	18 Dominique Jones (10-18, USF)
FG Made:	29 by Longwood (29-61)	FG Made:	10 Dominique Jones (10-18, USF)
FG %:	55.3 by Cleveland State (26-47)	FG %:⁽¹⁾	100.0 Aaron Pogue (5-5, Cleveland State)
3-FG Att:	23 by Rider (7-23)	3-FG Att:	7 Maritz Washington (3-7, Longwood)
			4 Trevon Harmon (1-7, Cleveland State)
3-FG Made:	9 by Cleveland State (9-21)	3-FG Made:	4 Kyrion Stokes (4-5, Oral Roberts)
3-FG %:	50.0 by Stanford (8-16)	3-FG %:⁽²⁾	100.0 Justin Leemow (3-3, USF)
FT Att:	20 by Oral Roberts (12-20)	FT Att:	8 Kevin Ford (4-8, Oral Roberts)
			8 Landry Fields (5-8, Stanford)
FT Made:	13 by USF (13-18)	FT Made:	7 Augustus Gilchrist (7-7, USF)
FT %:	72.2 by USF (13-18)	FT %:⁽¹⁾	100.0 Augustus Gilchrist (7-7, USF)
Rebounds:	36 by Stanford	Rebounds:	13 Landry Fields (Stanford)
Assists:	14 by Cleveland State	Assists:	5 on three occasions
Turnovers:	14 by three teams	Turnovers:	6 Augustus Gilchrist (USF)
Blocks:	5 by Rider	Blocks:	3 Augustus Gilchrist (USF)
Steals:	9 by Longwood	Steals:	4 Dominique Jones (USF)
Fouls:	20 by Oral Roberts		

VIRGINIA AND OPPONENT TEAM LOWS FOR THE 2009-10 SEASON

Virginia		Opponent	
Points:	49 at USF (49-66)	Points:	46 by Rider (46-79)
FG Att:	45 vs. Stanford (17-45)	FG Att:	45 by USF (24-45)
FG Made:	17 at USF (17-52)	FG Made:	17 by Rider (17-51)
	vs. Stanford (17-45)		
FG %:	32.7 at USF (17-52)	FG %:	32.1 by Oral Roberts (18-56)
3-FG Att:	12 at USF (2-12)	3-FG Att:	11 by USF (5-11)
3-FG Made:	2 at USF (2-12)	3-FG Made:	5 by USF (5-11)
3-FG %:	16.7 at USF (2-12)	3-FG %:	30.4 by Rider (7-23)
FT Att:	14 vs. Cleveland State (10-14)	FT Att:	8 by Cleveland State (4-8)
FT Made:	10 vs. Cleveland State (10-14)	FT Made:	4 by Cleveland State (4-8)
FT %:	58.3 vs. Stanford (14-24)	FT %:	41.7 by Rider (5-12)
Rebounds:	24 at USF	Rebounds:	18 by Cleveland State
Assists:	7 at USF	Assists:	7 by Oral Roberts
Turnovers:	9 at USF	Turnovers:	11 by Longwood
Blocks:	1 at USF	Blocks:	1 by Longwood, by Stanford
Steals:	5 on three occasions	Steals:	3 by Rider
Fouls:	10 vs. Cleveland State	Fouls:	16 by Rider, by Cleveland State

(1) Min. 5 made; (2) Min. 3 made

THE CAVALIERS' RECORD IN 2009-10 WHEN UVa:

leads at halftime.....	3-1
trails at halftime.....	1-1
tied at halftime.....	0-0
goes into overtime.....	0-0
leads by 10 or more points.....	4-0
trails by 10 or more points.....	1-1
shoots 50% or better.....	3-0
shoots less than 50%.....	1-2
shoots less than 45%.....	0-2
shoots less than 40%.....	0-2
opponent shoots 50% or better.....	1-1
opponent shoots less than 50%.....	3-1
opponent shoots less than 45%.....	2-1
opponent shoots less than 40%.....	2-1
has higher FG% than opponent.....	3-0
has lower FG% than opponent.....	1-2
has same FG% as opponent.....	0-0
outrebounds its opponent.....	4-0
is outrebounded by opponent.....	0-2
has same rebounds as opponent.....	0-0
has more offensive rebounds than opponent.....	4-1
has fewer offensive rebounds than opponent.....	0-1
has same offensive rebounds as opponent.....	0-0
has fewer turnovers than opponent.....	2-1
has more turnovers than opponent.....	1-1
has same turnovers as opponent.....	1-0
has fewer than 10 turnovers.....	0-1
opponent has fewer than 10 turnovers.....	0-0
shoots more FTs than opponent.....	4-1
shoots fewer FTs than opponent.....	0-1
shoots the same FTs as opponent.....	0-0
has game decided by 10 points or less.....	0-1
has game decided by 5 points or less.....	0-1
scores <60 points.....	0-2
scores 60-69 points.....	0-0
scores 70-79 points.....	3-0
scores 80-89 points.....	1-0
scores 90+ points.....	0-0
allows <60 points.....	2-1
allows 60-69 points.....	1-1
allows 70-79 points.....	1-0
allows 80-89 points.....	0-0
allows 90+ points.....	0-0
wins the tip.....	2-1
loses the tip.....	2-1

VIRGINIA IN ITS 4 WINS:

UVa's FG percentage.....	52.3 (112-214)
UVa's FT percentage.....	75.0 (63-84)
UVa's 3FG percentage.....	46.8 (63-84)
UVa's offensive rebounds /game.....	10.3 (41)
UVa's rebounds/game.....	38.5 (154)
UVa's rebound margin/game.....	+13.2 (38.5-25.3)
UVa's assists/game.....	14.5 (58)
UVa's turnovers/game.....	11.5 (46)
UVa's points/game.....	79.0 (316)
Opponent's FG percentage.....	41.9 (90-215)
Opponent's points./game.....	59.5 (238)
Opponent's turnovers/game.....	12.3 (49)
Opponent's FT attempts/game.....	12.5 (50)

VIRGINIA IN ITS 2 LOSSES:

UVa's FG percentage.....	35.1 (34-97)
UVa's FT percentage.....	65.9 (27-41)
UVa's 3FG percentage.....	20.0 (6-30)
UVa's offensive rebounds /game.....	8.5(17)
UVa's rebounds/game.....	29.5 (59)
UVa's rebound margin/game.....	-6.0 (29.5-35.5)
UVa's assists/game.....	8.5 (17)
UVa's turnovers/game.....	11.0 (22)
UVa's points/game.....	50.5 (101)
Opponent's FG percentage.....	45.5 (45-99)
Opponent's points./game.....	61.5 (123)
Opponent's turnovers/game.....	12.0 (24)
Opponent's FT attempts/game.....	16.5 (33)

VIRGINIA'S LEADING PERFORMERS IN 2009-10 ...

OPPONENT	SCORE	POINTS	REBOUNDS	ASSISTS
Longwood	85-72	Sylvan Landesberg (23)	Mike Scott (13)	Three players (4)
at USF	49-66	Sylvan Landesberg (14)	Jeff Jones (5), Mike Scott (5)	Three players (2)
Rider	79-46	Mike Scott (17)	Mike Scott (9)	Mike Scott (3)
Oral Roberts	76-55	Mike Scott (15)	Mike Scott (10)	Mustapha Farrakhan (4)
vs. Stanford	52-57	Jeff Jones (17)	Mike Scott (9)	Scott (3), Zeglinski (3)
vs. Cleveland State	76-65	Sylvan Landesberg (20)	Mike Scott (8)	Sylvan Landesberg (5)

ADDITIONAL TEAM INFORMATION ...

Led in scoring:	Landesberg (3), Scott (2), Jones (1)
Led in rebounding:	Scott (6), Jones (1)
Led in assists:	Farrakhan (3), Landesberg (3), Zeglinski (3), Scott (2)
20-point or more games (2):	Landesberg (2)
Double figure scoring (21):	Landesberg (6), Scott (4), Zeglinski (4), Farrakhan (3), Jones (3), Sherrill (1)
Double figure rebounds (2):	Scott (2)
Double-doubles (2):	Scott (2)
Largest halftime lead:	22 vs. Longwood, Nov. 13 (49-27)
Largest halftime deficit:	7 vs. Cleveland State, Nov. 25 (27-34)
Largest halftime deficit overcome in a victory:	7 vs. Cleveland State, Nov. 25 (27-34)
Largest halftime lead surrendered in a loss:	1 vs. Stanford, Nov. 24 (31-30)
Largest deficit overcome in a victory:	10 vs. Cleveland State, Nov. 25 (down 29-39 @ 17:33, 2nd Half)
Largest lead surrendered in a loss:	6 at USF, Nov. 16 (led 12-6 @ 14:05 1st Half)
Largest deficit at any time:	21 at USF, Nov. 16 (45-66 @ 0:57 2nd Half)
Largest lead at any time:	33, vs. Rider, Nov. 19, (73-40 @ 4:28 2nd Half)
Most consecutive points scored:	12 vs. Oral Roberts, Nov. 21
Most consecutive points allowed:	13 at USF, Nov. 16

The Automated ScoreBook
Virginia Season Schedule/Results & Leaders (as of Nov 25, 2009)
All games

RECORD:	OVERALL	HOME	AWAY	NEUTRAL
ALL GAMES	4-2	3-0	0-1	1-1
CONFERENCE	0-0	0-0	0-0	0-0
NON-CONFERENCE	4-2	3-0	0-1	1-1

Date	Opponent	Score	Att.	High Points	High Rebounds
11/13/09	LONGWOOD	W 85-72	10787	(23)Sylvan Landesberg	(13)Mike Scott
11/16/09	at USF	L 49-66	4193	(14)Sylvan Landesberg	(5)Mike Scott (5)Jeff Jones
11/19/09	RIDER	W 79-46	8061	(17)Mike Scott	(9)Mike Scott
11/21/09	ORAL ROBERTS	W 76-55	8829	(15)Mike Scott	(10)Mike Scott
11/24/09	#vs Stanford	L 52-57	200	(17)Jeff Jones	(9)Mike Scott
11/25/09	#vs Cleveland State	W 76-65		(20)Sylvan Landesberg	(8)Mike Scott

* = Conference game

= Cancun, Mexico

Attendance Summary	Games	Attend	Avg/Game
Home	3	27677	9226
Away	1	4193	4193
Neutral	2	200	100
Total	6	32070	5345

The Automated ScoreBook
Virginia Points-Rebounds-Assists (as of Nov 25, 2009)
All games

Opponent	Date	Score								
			00 BROWMAN,D	01 EVANS,JONT	02 FARRAKHAN	04 BAKER,CALV	05 SENE,ASSAN	10 JONKE,TOM	11 KODY,THOMA	
LONGWOOD	11/13/09	85-72	w	DNP	4-2-1	17-5-4	DNP	DNP	DNP	DNP
at USF	11/16/09	49-66	L	DNP	2-0-0	3-1-2	5-2-1	DNP	DNP	DNP
RIDER	11/19/09	79-46	w	0-0-0	0-1-2	8-1-2	8-2-2	DNP	0-1-0	0-1-0
ORAL ROBERTS	11/21/09	76-55	w	DNP	0-0-0	13-2-4	4-0-2	8-7-0	DNP	DNP
vs Stanford	11/24/09	52-57	L	DNP	0-0-0	3-1-1	1-1-1	2-3-0	DNP	DNP
vs Cleveland State	11/25/09	76-65	w	DNP	0-0-0	11-1-2	0-0-1	0-1-0	DNP	DNP

Opponent	Date	Score								
			13 ZEGLINSKI,	15 LANDESBER	22 SHERRILL,W	23 JONES,JEFF	24 SPURLOCK,T	32 SCOTT,MIKE	45 TAT,SOLOMO	
LONGWOOD	11/13/09	85-72	w	14-6-4	23-6-4	DNP	10-1-1	0-0-0	12-13-0	DNP
at USF	11/16/09	49-66	L	2-0-2	14-2-2	2-1-0	7-5-0	1-1-0	9-5-0	0-0-0
RIDER	11/19/09	79-46	w	12-4-2	10-4-1	2-6-1	11-1-0	3-2-0	17-9-3	4-4-0
ORAL ROBERTS	11/21/09	76-55	w	13-3-1	14-7-3	3-3-0	2-0-0	2-0-0	15-10-2	0-0-0
vs Stanford	11/24/09	52-57	L	2-6-3	16-4-2	0-1-0	17-1-0	DNP	7-9-3	DNP
vs Cleveland State	11/25/09	76-65	w	10-3-4	20-5-5	18-6-2	0-2-0	DNP	15-8-3	DNP

Opponent	Date	Score	55	
			MEYINSSE,J	
LONGWOOD	11/13/09	85-72	w	5-2-0
at USF	11/16/09	49-66	L	4-4-0
RIDER	11/19/09	79-46	w	4-2-2
ORAL ROBERTS	11/21/09	76-55	w	2-6-0
vs Stanford	11/24/09	52-57	L	4-8-0
vs Cleveland State	11/25/09	76-65	w	2-2-0

The Automated ScoreBook
Virginia Team Game-by-Game Comparison (as of Nov 25, 2009)
All games

Opponent	1st	2nd	Score	Mar	Total FG	FG Pct	3-Pointers	3FG Pct	Free Throws	FT Pct	Rebounds	Assist	T/Over	Block	Steal	Fouls
LONGWOOD	49/27	36/45	85-72	+13	30-50/29-61	.600/.475	6-14/8-22	.429/.364	19-24/6-10	.792/.600	36/21 +15	14/12	16/11	2/1	6/9	14/19
USF	27/31	22/35	49-66	(17)	17-52/24-45	.327/.533	2-12/5-11	.167/.455	13-17/13-18	.765/.722	24/35 (11)	7/11	9/14	1/4	5/6	17/17
RIDER	36/22	43/24	79-46	+33	29-56/17-51	.518/.333	7-16/7-23	.438/.304	14-19/5-12	.737/.417	42/27 +15	15/10	10/14	3/5	5/3	14/16
ORAL ROBERTS	41/35	35/20	76-55	+21	25-55/18-56	.455/.321	6-15/7-17	.400/.412	20-27/12-20	.741/.600	44/35 +9	12/7	10/14	3/3	5/4	17/20
Stanford	31/30	21/27	52-57	(5)	17-45/21-54	.378/.389	4-18/8-16	.222/.500	14-24/7-15	.583/.467	35/36 (1)	10/11	13/10	4/1	8/5	18/18
Cleveland State	27/34	49/31	76-65	+11	28-53/26-47	.528/.553	10-17/9-21	.588/.429	10-14/4-8	.714/.500	32/18 +14	17/14	10/10	2/3	6/7	10/16

Note: Game totals are displayed in the format TEAM/OPPONENT for each category

The Automated ScoreBook
Virginia Game-by-Game Highs (as of Nov 25, 2009)
All games

Opponent	Date	Score	Points	Rebounds	Assists	Steals	Blocked shots
LONGWOOD	11/13/09	85-72	23-Sylven Landesberg	13-Mike Scott	4-Sylven Landesberg Mustapha Farrakhan Sammy Zeglinski	1-Mike Scott Jontel Evans Jeff Jones Sylven Landesberg Mustapha Farrakhan Sammy Zeglinski	2-Mike Scott
at USF	11/16/09	49-66	14-Sylven Landesberg	5-Jeff Jones Mike Scott	2-Sammy Zeglinski Mustapha Farrakhan Sylven Landesberg	2-Sammy Zeglinski	1-Sammy Zeglinski
RIDER	11/19/09	79-46	17-Mike Scott	9-Mike Scott	3-Mike Scott	1-Calvin Baker Jeff Jones Will Sherrill Sammy Zeglinski Mustapha Farrakhan	2-Jerome Meyinsse
ORAL ROBERTS	11/21/09	76-55	15-Mike Scott	10-Mike Scott	4-Mustapha Farrakhan	1-Calvin Baker Sylven Landesberg Jeff Jones Mike Scott Mustapha Farrakhan	2-Sylven Landesberg
vs Stanford	11/24/09	52-57	17-Jeff Jones	9-Mike Scott	3-Sammy Zeglinski Mike Scott	2-Jeff Jones	1-Will Sherrill Mike Scott Sylven Landesberg Jerome Meyinsse
vs Cleveland State	11/25/09	76-65	20-Sylven Landesberg	8-Mike Scott	5-Sylven Landesberg	3-Will Sherrill	1-Will Sherrill Mustapha Farrakhan

The Automated ScoreBook
Virginia Team Game-by-Game (as of Nov 25, 2009)
All games

TEAM STATISTICS

Opponent	Date	Score	W	Total		3-Pointers		Free throws		Rebounds				pf	a	t/o	blk	stl	pts	avg
				fg-fga	pct	3fg-fga	pct	ft-fta	pct	off	def	tot	avg							
LONGWOOD	11/13/09	85-72	W	30-50	.600	6-14	.429	19-24	.792	5	31	36	36.0	14	14	16	2	6	85	85.0
at USF	11/16/09	49-66	L	17-52	.327	2-12	.167	13-17	.765	9	15	24	30.0	17	7	9	1	5	49	67.0
RIDER	11/19/09	79-46	W	29-56	.518	7-16	.438	14-19	.737	11	31	42	34.0	14	15	10	3	5	79	71.0
ORAL ROBERTS	11/21/09	76-55	W	25-55	.455	6-15	.400	20-27	.741	13	31	44	36.5	17	12	10	3	5	76	72.2
vs Stanford	11/24/09	52-57	L	17-45	.378	4-18	.222	14-24	.583	8	27	35	36.2	18	10	13	4	8	52	68.2
vs Cleveland State	11/25/09	76-65	W	28-53	.528	10-17	.588	10-14	.714	12	20	32	35.5	10	17	10	2	6	76	69.5
Virginia		417		146-311	.469	35-92	.380	90-125	.720	58	155	213	35.5	90	75	68	15	35	417	69.5
Opponents		361		135-314	.430	44-110	.400	47-83	.566	42	130	172	28.7	106	65	73	17	34	361	60.2

Games played: 6
Points/game: 69.5
FG Pct: 46.9
3FG Pct: 38.0
FT Pct: 72.0

Rebounds/game: 35.5
Assists/game: 12.5
Turnovers/game: 11.3
Assist/turnover ratio: 1.1
Steals/game: 5.8
Blocks/game: 2.5

The Automated ScoreBook
Virginia Overall Team Statistics (as of Nov 25, 2009)
All games

TEAM STATISTICS	VA	OPP
SCORING	417	361
Points per game	69.5	60.2
Scoring margin	+9.3	-
FIELD GOALS-ATT	146-311	135-314
Field goal pct	.469	.430
3 POINT FG-ATT	35-92	44-110
3-point FG pct	.380	.400
3-pt FG made per game	5.8	7.3
FREE THROWS-ATT	90-125	47-83
Free throw pct	.720	.566
F-Throws made per game	15.0	7.8
REBOUNDS	213	172
Rebounds per game	35.5	28.7
Rebounding margin	+6.8	-
ASSISTS	75	65
Assists per game	12.5	10.8
TURNOVERS	68	73
Turnovers per game	11.3	12.2
Turnover margin	+0.8	-
Assist/turnover ratio	1.1	0.9
STEALS	35	34
Steals per game	5.8	5.7
BLOCKS	15	17
Blocks per game	2.5	2.8
WINNING STREAK	1	-
Home win streak	3	-
ATTENDANCE	27677	4393
Home games-Avg/Game	3-9226	1-4193
Neutral site-Avg/Game	-	2-100

Score by Periods	1st	2nd	Totals
Virginia	211	206	417
Opponents	179	182	361

The Automated ScoreBook
Virginia Season Box Score (as of Nov 25, 2009)
All games

RECORD:	OVERALL	HOME	AWAY	NEUTRAL
ALL GAMES	4-2	3-0	0-1	1-1
CONFERENCE	0-0	0-0	0-0	0-0
NON-CONFERENCE	4-2	3-0	0-1	1-1

#	Player	gp-gs	min	avg	Total			3-Point		F-Throw		Rebounds				pf	dq	a	to	blk	stl	pts	avg
					fg-fga	fg%	3fg-fga	3fg%	ft-fa	ft%	off	def	tot	avg									
15	Sylvan Landesberg	6-6	188	31.3	34-70	.486	2-9	.222	27-33	.818	5	23	28	4.7	11	0	17	12	3	4	97	16.2	
32	Mike Scott	6-6	172	28.7	31-54	.574	0-0	.000	13-20	.650	17	37	54	9.0	15	1	11	10	3	2	75	12.5	
02	Mustapha Farrakhan	6-5	158	26.3	16-40	.400	8-21	.381	15-17	.882	2	9	11	1.8	7	0	15	14	1	4	55	9.2	
13	Sammy Zeglinski	6-6	180	30.0	19-38	.500	11-23	.478	4-8	.500	1	21	22	3.7	15	0	16	12	1	7	53	8.8	
23	Jeff Jones	6-3	123	20.5	15-36	.417	7-23	.304	10-13	.769	1	9	10	1.7	0	0	1	4	1	6	47	7.8	
22	Will Sherrill	5-0	64	12.8	9-16	.563	5-7	.714	2-2	1.000	6	11	17	3.4	9	0	3	2	2	5	25	5.0	
04	Calvin Baker	5-0	78	15.6	5-19	.263	1-5	.200	7-9	.778	1	4	5	1.0	6	0	7	3	0	3	18	3.6	
55	Jerome Meyinsse	6-4	118	19.7	6-13	.462	0-0	.000	9-14	.643	8	16	24	4.0	13	0	2	1	3	2	21	3.5	
05	Assane Sene	3-0	32	10.7	4-10	.400	0-0	.000	2-6	.333	3	8	11	3.7	6	1	0	0	1	0	10	3.3	
24	Tristan Spurlock	4-0	21	5.3	2-6	.333	1-3	.333	1-2	.500	1	2	3	0.8	3	0	0	2	0	0	6	1.5	
45	Solomon Tat	3-0	7	2.3	2-3	.667	0-0	.000	0-1	.000	1	3	4	1.3	0	0	0	0	0	0	4	1.3	
01	Jontel Evans	6-0	51	8.5	3-4	.750	0-1	.000	0-0	.000	0	3	3	0.5	4	0	3	8	0	2	6	1.0	
00	Doug Browman	1-0	1	1.0	0-0	.000	0-0	.000	0-0	.000	0	0	0	0.0	0	0	0	0	0	0	0	0.0	
10	Tom Jonke	1-0	3	3.0	0-0	.000	0-0	.000	0-0	.000	0	1	1	1.0	0	0	0	0	0	0	0	0.0	
11	Thomas Kody	1-0	3	3.0	0-2	.000	0-0	.000	0-0	.000	1	0	1	1.0	1	0	0	0	0	0	0	0.0	
Team											11	8	19										
Total.....		6	1199		146-311	.469	35-92	.380	90-125	.720	58	155	213	35.5	90	2	75	68	15	35	417	69.5	
Opponents.....		6	1201		135-314	.430	44-110	.400	47-83	.566	42	130	172	28.7	106	-	65	73	17	34	361	60.2	

Score by Periods	1st	2nd	Totals
Virginia	211	206	417
Opponents	179	182	361