

VIRGINIA

2009-10 Men's Basketball Game Notes



Virginia Cavaliers

2-1 (0-0 ACC)

VS.



Oral Roberts Golden Eagles

2-1 (0-0 Summit)

Game #4
Saturday, November 21 • 2:00 pm
John Paul Jones Arena
Charlottesville, Va.

• **Television:** none
• **Radio:** WINA
(Jay James and Cory Alexander)

2009-10 SCHEDULE/RESULTS

11/13	LONGWOOD		W 85-72
11/16	at USF	BHSN	L 49-66
11/19	RIDER (Cancun Challenge)		W 79-46
11/21	ORAL ROBERTS (Cancun Challenge)		2:00 pm
11/24	vs. Stanford #	CBS CS	7:00 pm
11/25	vs. Cleveland St./Kentucky #	CBS CS	7:00/9:30 pm
11/30	PENN STATE ^	ESPN2	7:00 pm
12/7	at Auburn	CSN+/CSS	8:00 pm
12/19	UNC WILMINGTON	CSN	7:00 pm
12/21	NJIT		7:00 pm
12/23	HAMPTON		7:00 pm
12/30	UAB		7:00 pm
1/5	TEXAS-PAN AMERICAN		7:00 pm
1/9	at NC State *	Raycom	12:00 pm
1/13	GEORGIA TECH *		7:00 pm
1/16	MIAMI *	ESPNU	8:00 pm
1/23	at Wake Forest *	Raycom	4:00 pm
1/28	VIRGINIA TECH *	CSN	7:00 pm
1/31	at North Carolina *	FSN	7:45 pm
2/3	NC STATE *	ESPNU	7:00 pm
2/6	WAKE FOREST *	Raycom	12:00 pm
2/10	at Maryland *	ESPNU	7:00 pm
2/13	at Virginia Tech *	Raycom (Split)	8:00 pm
2/17	FLORIDA STATE *	ESPNU	7:00 pm
2/20	at Clemson *	RSN	4:00 pm
2/23	at Miami *	RSN	7:00 pm
2/28	DUKE *	FSN	7:45 pm
3/3	at Boston College *	ESPNU	9:00 pm
3/6	MARYLAND *	Raycom	1:30 pm
3-11-14	at ACC Tournament (Greensboro, N.C.)		

All Times are ET and subject to change

Cancun Challenge (Moon Palace Resort, Cancun, Mexico)
^ Big Ten/ACC Challenge
* ACC Game

BHSN Bright House Sports Network (also on ESPN360 and Full Court)
CBS CS CBS College Sports
CSN Comcast SportsNet
CSN+ Comcast SportsNet Plus
CSS Comcast/Charter Sports Southeast
FSN Fox Sports Net (ACC Sunday Night Hoops)
RSN Regional Sports Networks

TODAY'S GAME:

- Virginia hosts Oral Roberts as part of the Cancun Challenge
- Both teams won their opener in the event, Virginia defeated Rider and Oral Roberts won at Stanford

SERIES HISTORY:

- First ever meeting between the schools
- ORU is the second of potentially five first-time opponents on UVa's schedule
- The Cavaliers have won their last 19 games against a first-time opponent, dating back to a loss to Gonzaga in the 2001 NCAA Tournament
- Tony Bennett is 1-0 vs. Oral Roberts, leading Washington State past the Golden Eagles 70-54 in the first round of the 2007 NCAA Tournament

SECOND GENERATION COACHING MATCHUP:

- The game is a match-up of two second-generation head coaches in Tony Bennett and Scott Sutton, whose fathers (Dick Bennett and Eddie Sutton) combined for more than 1,300 collegiate coaching wins

LAST TIME OUT:

- Virginia defeated Rider 79-46 on Thursday night
- The Broncs' 46 points was a John Paul Jones Arena low
- Mike Scott led Virginia with 17 points and nine rebounds

AGAINST THE SUMMIT:

- Today is the only regular-season game for UVa vs. a Summit League foe
- Oral Roberts is the first team from the Summit League that Virginia has ever played

POSSIBLE STARTING LINEUP

G	2	Mustapha Farrakhan Jr.	9.3 ppg	2.3 rbg	2.7 apg
• Tied career high with 17 points vs. Longwood					
G	13	Sammy Zeglinski	So.	9.3 ppg	3.3 rbg 2.7 apg
• 60% (6-10) from 3-point range this season					
G	15	Sylvan Landesberg	So.	15.7 ppg	4.0 rbg 2.3 apg
• 2009-10 Preseason Wooden Award and Naismith Award Candidate					
F	32	Mike Scott	Jr.	12.7 ppg	9.0 rbg 1.0 apg
• Has 11 career double-doubles					
F/C	55	Jerome Meyinsse	Sr.	4.3 ppg	2.7 rbg 0.7 apg
• Two-time ACC All-Academic Team selection					

Virginia Athletics Media Relations • 154 John Paul Jones Arena, PO Box 400853, Charlottesville, VA 22904 • Office: (434) 982-5500 • Fax: (434) 982-5525

Rich Murray (Primary Men's Basketball Contact)
Steve Kirkland (Secondary Men's Basketball Contact)

Office: (434) 982-5530 Cell: (434) 981-4942
Office: (434) 982-5535 Cell: (434) 825-5241

Email: rmurray@virginia.edu
Email: skirkland@virginia.edu

ASSOCIATED PRESS POLL (11/16)

1.	Kansas	1-0
2.	Michigan State	1-0
3.	Texas	1-0
4.	Kentucky	2-0
5.	Villanova	2-0
6.	North Carolina	3-0
7.	Purdue	1-0
8.	West Virginia	1-0
9.	Duke	2-0
10.	Tennessee	1-0
11.	Butler	1-0
12.	Connecticut	2-0
13.	California	2-0
14.	Washington	3-0
15.	Michigan	1-0
16.	Ohio State	2-0
17.	Oklahoma	1-0
18.	Dayton	1-0
19.	Georgetown	1-0
20.	Louisville	0-0
21.	Georgia Tech	1-0
22.	Clemson	1-0
23.	Illinois	1-0
24.	Minnesota	2-0
25.	Maryland	1-0

Receiving Votes: Siena, Notre Dame, Vanderbilt, **Florida State**, Syracuse, **Wake Forest**, Florida, Oklahoma State, South Carolina, UCLA, Xavier, BYU, Gonzaga, Tulsa, Kansas State, Mississippi State, Northern Iowa, Texas A&M, Missouri, **Rider**, **Boston College**, Mississippi, Pittsburgh, VCU, Cornell, Old Dominion, Utah State, Western Kentucky.

ESPN/USA TODAY COACHES POLL (11/16)

1.	Kansas	1-0
2.	Michigan State	1-0
3.	Texas	1-0
4.	North Carolina	3-0
5.	Kentucky	2-0
6.	Villanova	2-0
7.	Purdue	1-0
8.	Duke	2-0
9.	West Virginia	1-0
10.	Butler	1-0
11.	Tennessee	1-0
12.	California	2-0
13.	Connecticut	2-0
14.	Washington	3-0
15.	Ohio State	2-0
16.	Michigan	1-0
17.	Oklahoma	1-0
18.	Minnesota	2-0
19.	Georgia Tech	1-0
20.	Georgetown	1-0
21.	Dayton	1-0
22.	Louisville	0-0
23.	Clemson	1-0
24.	Syracuse	2-0
25.	Illinois	1-0

Receiving Votes: **Maryland**, Siena, Vanderbilt, UCLA, Oklahoma State, Notre Dame, BYU, Missouri, Mississippi State, Kansas State, Florida, Gonzaga, Pittsburgh, **Wake Forest**, Tulsa, Xavier, San Diego State, Southern Illinois, Texas A&M, Utah State, **Boston College**, UNLV, Mississippi, Memphis, Cornell, Saint Mary's, Northern Iowa.

Opponents (and possible tournament opponents) in bold

HEAD COACH TONY BENNETT:

- Head coach Tony Bennett is in his first season at Virginia (2-1 record)
- In his fourth season as a head coach, he has a career record of 71-34
- Bennett was the 2007 National Coach of the Year at Washington State

DEFENSE SHUTS DOWN RIDER:

- The Cavaliers held Rider to a JPJA record-low 46 points on Nov. 19
- The 46 points was the fewest allowed by Virginia since a 59-43 win at Richmond in 2005-06
- The 46 points was also 41 points below Rider's scoring average of 87 ppg

SHERRILL SHINES VS. RIDER:

- Will Sherrill made an impact off the bench against Rider
- Sherrill played a career-high 16 minutes, recording two points, a career-high six rebounds, one assist and one steal
- The six rebounds matched his total for his first two seasons combined

BENNETT VICTORIOUS IN DEBUT:

- Head coach Tony Bennett won his UVa debut, 85-72 vs. Longwood
- Of the 11 Virginia head coaches, he became the eighth to win his debut
(Wins by Henry Lannigan, Gus Tebell, Evan "Bus" Male, Terry Holland, Jeff Jones, Pete Gillen, Dave Leitao and Tony Bennett)

CAREER HIGHS IN SEASON OPENER:

- Two Cavaliers had career highs in the season opener vs. Longwood
- Mustapha Farrakhan tied career highs with 17 points and four assists, while having a career-high five rebounds
- Sammy Zeglinski tied a career high with six rebounds

SHARP-SHOOTING 'HOOS:

- The Cavaliers shot 60.0% (30-50) from the field vs. Longwood
- It marked the first time Virginia shot 60.0% or higher since shooting 61.0% (36-59) against Long Island on Nov. 17, 2000

'HOOS BACK:

- Virginia returns 11 letterwinners, including all five starters, from 2008-09
- UVa is the only team in the ACC to return all five starters
- Only twice have the Cavaliers returned all five starters, 1990-91 and 2006-07, and in both years the team made the NCAA Tournament
- Virginia returns 90.5 percent of its scoring and 89.9 percent of its rebounding

THE NEXT SEVEN DAYS

Sun. Nov. 22	Mon. Nov. 23	Tue. Nov. 24	Wed. Nov. 25	Thur. Nov. 26	Fri. Nov. 27	Sat. Nov. 28
		<u>GAMEDAY</u>	<u>GAMEDAY</u>			
		Stanford 7:00 pm ET	UK/Cleveland St. 7:00/9:30 pm ET			

This is a tentative schedule of media opportunities. The schedule is subject to change.

2009-10 VIRGINIA CAVALIERS

No.	Player	Pos.	Yr.	Ht.	Hometown	PPG	RBG	Other	Minutes
0	Doug Browman (<i>Brow-man</i>) • Joined the program as a walk-on	G	Fr.	5-11	Midlothian, Va.	0.0	0.0	0.0	1.0
1	Jontel Evans • 2008-09 Newport News Daily Press Male Athlete of the Year	G	Fr.	5-11	Hampton, Va.	2.0	1.0	1.0 apg	14.7
2	Mustapha Farrakhan (<i>Moo-sta-fa Fair-uh-con</i>) • Tied a career high with 17 points vs. Longwood	G	Jr.	6-4	Harvey, Ill.	9.3	2.3	2.7 apg	27.3
4	Calvin Baker • Had 11 double-figure scoring games in 2008-09	G	Sr.	6-2	Newport News, Va.	6.5	2.0	1.5 apg	16.5
5	Assane Sene (<i>Uh-Sahn Sen</i>) • Led Virginia with 35 blocked shots in 2008-09	C	So.	7-0	Saint-Louis, Senegal	--	--	--	--
10	Tom Jonke (<i>Jonk-ee</i>) • Joined the program as a walk-on	G	Sr.	6-0	Commack, N.Y.	0.0	1.0	--	3.0
11	Thomas Kody • Joined the program as a walk-on	G	Fr.	6-3	McLean, Va.	0.0	1.0	--	3.0
12	Jamil Tucker (<i>Ja-mill</i>) • 40.7% shooter from 3-point range in his career	F	Sr.	6-9	Gary, Ind.	--	--	--	--
13	Sammy Zeglinski (<i>Zuh-glin-ski</i>) • 60% (6-10) from 3-point range this season	G	So.	6-0	Philadelphia, Pa.	9.3	3.3	2.7 apg	28.7
15	Sylvan Landesberg (<i>Sill-ven Lan-des-berg</i>) • 2009-10 Preseason Wooden and Naismith Award Candidate	G	So.	6-6	Flushing, N.Y.	15.7	4.0	2.3 apg	29.0
22	Will Sherrill • Two points and a career-high six rebounds vs. Rider	F	Jr.	6-9	New York, N.Y.	2.0	3.5	0.5 apg	10.0
23	Jeff Jones • Started nine of the final 10 games in 2008-09	G	Jr.	6-4	Chester, Pa.	9.3	2.3	0.3 apg	23.7
24	Tristan Spurlock • 2008-09 Virginia Mr. Basketball by the Roanoke Times	G/F	Fr.	6-8	Woodbridge, Va.	1.3	1.0	--	6.7
32	Mike Scott • 11 career double-doubles	F	Jr.	6-8	Chesapeake, Va.	12.7	9.0	1.0 apg	25.0
45	Solomon Tat • Four points and four rebounds vs. Rider	G/F	Sr.	6-5	Jos Plateau, Nigeria	2.0	2.0	--	3.0
55	Jerome Meynsse (<i>Me-yin-see</i>) • Two-time ACC All-Academic Team selection	F/C	Sr.	6-9	Baton Rouge, La.	4.3	2.7	0.7 apg	23.0

BIOS NOT IN THE MEDIA GUIDE

#0 DOUG BROWMAN

5-11 • 182 • G • Fr.
Midlothian, Va. • Montrose Christian School

WORTH NOTING

- Lettered three times in basketball at Montrose Christian School and one year at James River High School
- Joined the Virginia program as a walk-on after going through a tryout during the 2009-10 preseason practice period

HIGH SCHOOL

- Played one year of basketball and was a starting guard for head coach Joe Amado at James River High School before attending Montrose Christian School
- Lettered three times in basketball for head coach Stu Vetter at Montrose Christian School
- Earned Scholar-Athlete honors
- Inducted into the National Society of High School Scholars in 2008
- Vice-president of the student body as a senior at Montrose Christian School during the 2008-09 academic year

PERSONAL

- Douglas Reid Browman, Jr.
- Born April 9, 1991, in Richmond, Va.
- Parents are Barbara and Doug Browman
- Has an older sister, Andrea
- Enjoys golf

#10 TOM JONKE

6-0 • 170 • G • Sr.
Commack, N.Y. • Commack

WORTH NOTING

- Honored as the Male Athlete of the Year at Commack High School as a senior in 2005-06
- Earned two letters each in volleyball, basketball and track and field at Commack High School
- Joined the Virginia program as a walk-on after going through a tryout during the 2009-10 preseason practice period

AT VIRGINIA

- Served as a men's basketball team manager the last three years

HIGH SCHOOL

- Lettered twice in basketball for head coach Mike Schmitz at Commack H.S.
- Earned Academic All-Suffolk County honors twice
- Also lettered twice in volleyball as an outside hitter and twice in track and field as a competitor in the pentathlon
- Two-time All-Division selection in volleyball and the team captain as a senior
- Earned All-League honors in track and field as a junior and All-Division honors as a senior when he was the Division I Pentathlon Champion
- Captain of the track and field team as a senior
- President of the National Honor Society, vice-president of the Boys' Leaders Corps and a member of the Math and Italian honor societies
- Four-year High Honor Roll student
- Earned an International Baccalaureate Diploma

PERSONAL

- Thomas John Jonke
- Born Aug. 2, 1988, in Commack, N.Y.
- Parents are Kitty and John Jonke
- Has an older brother, Daniel, and a younger brother, Michael
- Has volunteered for the March of Dimes
- Economics major

DOUBLE TIME

DOUBLE-DOUBLES

	2009-10	Career
Mike Scott	1	11
Jamil Tucker	--	1

DOUBLE-FIGURE SCORING GAMES

	2009-10	Career
Calvin Baker	--	26
Sylvan Landesberg	3	26
Jamil Tucker	--	23
Mike Scott	2	22
Jeff Jones	2	13
Sammy Zeglinski	2	12
Mustapha Farrakhan	1	5
Jerome Meyinsse	--	2
Solomon Tat	--	1

20-POINT SCORING GAMES

	2009-10	Career
Sylvan Landesberg	1	13
Jeff Jones	--	1
Mike Scott	--	1
Jamil Tucker	--	1
Sammy Zeglinski	--	1

30-POINT SCORING GAMES

	2009-10	Career
Sylvan Landesberg	--	1

DOUBLE-FIGURE REBOUNDING GAMES

	2009-10	Career
Mike Scott	1	15
Assane Sene	--	3
Sylvan Landesberg	--	1
Jamil Tucker	--	1

LANDESBERG ON WATCH LISTS:

- Sophomore guard Sylvan Landesberg has been named to a pair of pre-season watch lists
- He is a preseason candidate for both the Naismith and Wooden awards
- Last season he led Virginia in scoring at 16.6 ppg as a freshman
- Landesberg was the 2008-09 ACC Rookie of the Year

CHALLENGING SCHEDULE:

- Five of Virginia's opponents this season (North Carolina, Duke, Georgia Tech, Clemson, Maryland) are currently ranked in the AP poll, as is Kentucky (a potential opponent in Cancun)
- Four other opponents (Florida State, Wake Forest, Rider, Boston College) are receiving votes

CAVALIERS 11TH IN ACC POLL:

- Virginia was picked 11th in the ACC preseason poll of media attending ACC Operation Basketball on Oct. 25

SCOTT DOUBLING IT UP:

- Mike Scott had a double-double (12 pts, 13 rebs) vs. Longwood, his 11th career double-double
- His 11 double-doubles rank 21st in school history

BAKER RETURNS:

- Calvin Baker made his season debut at USF and had five points
- He missed the season opener vs. Longwood after he had arthroscopic surgery on Oct. 27 to remove a loose piece of cartilage in his right knee.

TUCKER TAKES LEAVE OF ABSENCE:

- Jamil Tucker is taking an indefinite leave of absence from the team to focus on personal matters
- Head coach Tony Bennett announced the leave on Nov. 11

SENE SUSPENDED:

- Assane Sene was suspended for the first three games of the 2009-10 regular season by men's head basketball coach Tony Bennett for conduct detrimental to the team.
- He missed the Longwood, USF and Rider games

FIVE SIGN WITH VIRGINIA:

- Virginia signed five players to National Letters of Intent this month for the 2010 recruiting class
- The five players are 6-4 guard K.T. Harrell of Montgomery, Ala.; 6-6 guard Joe Harris from Chelan, Wash.; 6-9 forward James Johnson of Wildomar, Calif.; 6-7 wing Akil Mitchell of Charlotte, N.C.; and 6-8 forward Will Regan of Williamsville, N.Y

UP NEXT:

- The Cavaliers travel to Mexico for the Cancun Challenge next week
- Virginia meets Stanford on Tuesday at the Moon Palace Resort
- On Wednesday, the Cavaliers will play either Cleveland State or Kentucky

THE LAST TIME ...

VIRGINIA INDIVIDUALS

- **Scored 30 points:** Sylvan Landesberg (32) vs. Boston College (2/4/09)
- **Scored 40 points:** Sean Singletary (41) at Miami (3/1/08)
- **Two players with 20 points:** Sylvan Landesberg (28) and Mike Scott (26) vs. VMI (11/16/08)
- **Three players with 20 points:** Chris Williams (27), Roger Mason, Jr. (22) and Donald Hand (20) vs. Duke (1/5/00)
- **Four players with 20 points:** Chris Williams (23), Donald Hand (22), Adam Hall (21), and Travis Watson (20) vs. Georgetown (3/15/00)
- **A player with back-to-back 25-point games:** Sylvan Landesberg, 26 at Georgia Tech (12/28/08), 25 vs. Xavier (1/3/09)
- **One player scored in double figures:** Sylvan Landesberg (14) at USF (11/16/09)
- **Five players scored in double figures:** Sylvan Landesberg (23), Mustapha Farrakhan (17), Sammy Zeglinski (14), Mike Scott (12), Jeff Jones (10), vs. Longwood (11/13/09)
- **Six players scored in double figures:** Sean Singletary (27), Adrian Joseph (13), Jamil Tucker (13), Mamadi Diane (12), Calvin Baker (11), Laurynas Mikalauskas (11), vs. Maryland (3/9/08)
- **Seven players scored in double figures:** Cornel Parker (20), Junior Burrough (15), Ted Jeffries (14), Cory Alexander (13), Jason Williford (12), Yuri Barnes (11) and Doug Smith (11) vs. Clemson (1/13/93)
- **Had 15 rebounds:** Mike Scott (15) vs. Hampton (12/23/08)
- **Had 20 rebounds:** Travis Watson (20) vs. Wofford (1/2/03)
- **Had 25 rebounds:** Bob Mortell (25) vs. Washington & Lee (2/27/60)
- **Two players with 10 rebounds:** Sylvan Landesberg (11) and Mike Scott (10) at Maryland (1/20/09)
- **Three players with 10 rebounds:** Yuri Barnes (13), Jason Williford (12) and Junior Burrough (11) vs. Rice (12/4/93)
- **Double-Double:** Mike Scott (12 pts, 13 rebs) vs. Longwood (11/13/09)
- **Two players had a double-double:** Adrian Joseph (23 pts, 11 rebs) and Mike Scott (10 pts, 13 rebs) at Penn (11/23/07)
- **Three players had a double-double:** Jason Williford (10 pts, 15 rebs), Ted Jeffries (23 pts, 10 rebs), and Cornel Parker (11 pts, 11 rebs) at William & Mary (1/25/93)
- **Double-Double with points and assists:** Sean Singletary (22 pts, 10 assts) vs. Old Dominion (3/24/08)
- **Triple-Double:** Ralph Sampson (15 pts, 22 rebs, 10 blks) vs. Old Dominion (12/29/79)
- **Four Double-Doubles in a row:** Travis Watson (29 pts, 12 rebs) at NC State (2/6/02), (20 pts, 10 rebs) vs. Clemson (2/10/02), (17 pts, 10 rebs) vs. UNC (2/12/02), (13 pts, 12 rebs) at Wake (2/17/02)
- **20 points and 20 rebounds:** Travis Watson (21 pts, 20 rebs) vs. Wofford (1/2/03)
- **10 assists:** Sean Singletary (10) vs. Old Dominion (3/24/08)
- **5 Blocked Shots:** Jason Cain (5) vs. UNC (1/19/06)
- **5 Steals:** Sammy Zeglinski (5) vs. Florida State (1/24/09)
- **Led UVA in Points, Rebounds and Assists:** Mike Scott (17 pts, 9 rebs, 3 assts) vs. Rider (11/19/09)
- **Hit a last second shot to win a game:** Sean Singletary vs. Duke (2/1/07) [jumper with one second in OT]; J.R. Reynolds vs. Loyola Marymount (12/23/04) [layup with 1.5 seconds in regulation]
- **Played every minute:** Sylvan Landesberg (45) vs. Clemson (2/15/09)
- **Played 40 or more minutes:** Sylvan Landesberg (45) and Mike Scott (40) vs. Clemson (2/15/09)

VIRGINIA TEAM

- **Won in Overtime:** vs. Clemson, 85-81 (2/15/09)
- **Lost in Overtime:** at Virginia Tech, 65-72 (2/2/08)
- **Played Two Overtimes:** vs. Maryland, L 89-92 (2/19/05)
- **Played Three Overtimes:** vs. Georgetown, L 111-115 (3/15/00)
- **Shot 70 percent for a Half:** 72.2% (13-18) vs. Wake Forest 2nd Half (2/24/96)
- **Shot 60 percent in a Game:** 60.0% (30-50) vs. Longwood (11/13/09)
- **Shot less than 30 percent in a Game:** 27.9% (17-61) vs. North Carolina (3/10/06)
- **Shot 90 percent from the free throw line:** 100.0% (8-8) vs. Wake Forest (2/28/09)
- **Shot 50 percent from 3-point line:** 50.0% (10-20) at North Carolina (2/7/09)
- **Shot less than 30 percent in a half:** 27.3% (6-22) in 2nd Half at USF (11/16/09)
- **Shot less than 20 percent in a half:** 13.6% (3-22) in 1st Half vs. Florida State (1/24/09)
- **Shot 55 percent or better and lost:** 56.9% (29-51) vs. Duke (3/14/03)
- **Attempted 50 FTs:** 52 (made 34) vs. Howard (12/12/94)
- **Made 30 FTs:** 31 (36 att.) vs. Tennessee (3/18/07)
- **Made 10 3-pt FGs:** 10 at North Carolina (2/7/09)
- **Failed to make a 3-pt FG:** at Georgia Tech (12/4/05)
- **Had 50 rebounds:** 50 vs. North Carolina (1/15/09)
- **Had 25 assists:** 27 vs. Howard (11/21/01)
- **Had 15 steals:** 16 vs. NC State (2/24/08)
- **Had 10 blocks:** 10 at Virginia Tech (1/10/09)
- **Scored 50 pts in a half:** 50 vs. Liberty, 2nd half (11/25/08)
- **Scored 60 pts in a half:** 60 vs. Gonzaga, 1st half (1/3/07)
- **Scored 70 pts in a half:** 70 vs. Coastal Carolina, 2nd half (11/20/00)
- **Scored 100 pts (ACC):** 103 vs. Maryland (1/16/07)
- **Scored 100 pts (non-conf):** 107 vs. VMI (11/16/08)
- **Scored under 20 pts in 1st half:** 16 vs. FSU (1/24/09)
- **Scored under 20 pts in 2nd half:** 12 vs. UNC (2/11/98)
- **Scored under 50 pts in a game:** 49 at USF (11/16/09)

OPPONENT INDIVIDUALS

- **Scored 30 points:** Chavis Holmes (31), VMI (11/16/08)
- **Scored 35 points:** J.J. Redick (40), Duke (1/28/06)
- **Scored 40 points:** J.J. Redick (40), Duke (1/28/06)
- **Scored 50 points:** Len Chappell (50), Wake (2/12/62)
- **Two players with 20 points:** Tyrese Rice (20) and Rakim Sanders (20), Boston College (2/4/09)
- **Three players with 20 points:** Seth Curry (26), Kyle Ohman (26), Anthony Smith (21), Liberty (11/25/08)
- **Two players with 30 points:** Trevor Powell (31) and Tony Smith (31), Marquette (2/3/90)
- **Five players scored in double figures:** Antwan Carter (18), Billy Robinson, Jr. (13), Martiz Washington (11), E.J. Dawson (10), Kevin Swecker (10), Longwood (11/13/09)
- **Six players scored in double figures:** Chris Paul (21), Justin Gray (17), Eric Williams (15), Jamaal Levy (12), Taron Downey (11) and Vyatas Danelius (10), Wake Forest (1/2/05)
- **Seven players scored in double figures:** Stanley Burrell (15), Drew Lavender (13), C.J. Anderson (12), B.J. Raymond (12), Josh Duncan (11), Charles Bronson (11), and Jason Love (10), at Xavier (1/3/08)
- **Double-Double:** Trevor Booker (13 pts, 15 rebs), at Clemson (3/3/09)
- **Double-Double with points and assists:** Eric Hayes (10 pts, 11 assts), at Maryland (1/20/09)

- **Two players had a double-double:** Donte Green (20 pts, 10 rebs) and Paul Harris (10 pts, 14 rebs), Syracuse (12/5/07)
- **Had 15 rebounds:** Trevor Booker (15), at Clemson (3/3/09)
- **Had 20 rebounds:** Tim Duncan (23), Wake (2/22/97)
- **Had 10 assists:** Eric Hayes (11), at Maryland (1/20/09)
- **5 Blocked Shots:** Michael Freeman (5), Hampton (12/23/08)
- **5 Steals:** Al Nolen (5), Minnesota (12/2/08)
- **Hit a last second shot to win a game:** Deron Washington of Virginia Tech (1/16/08) [0.0 seconds in overtime]

OPPONENT TEAM

- **Shot less than 30 percent in a Game:** 28.8% (19-66) Hampton (12/23/08)
- **Shot less than 30 percent in a Game (ACC):** 29.0% (20-69), Wake Forest (2/24/96)
- **Shot 60 percent in a Game:** 63.8% (37-58), at Xavier (1/3/08)
- **Shot 55 percent or better and lost:** 55.2% (32-58), Iowa State (12/31/03)
- **Scored 100 pts:** 108, at Xavier (1/3/08)
- **Scored 60 pts in a half:** 60, at Miami, 2nd half (3/1/08)
- **Scored under 20 pts in 1st half:** 18, NC State (2/24/08)
- **Scored under 20 pts in 2nd half:** 18 at Richmond (11/22/05)
- **Scored under 50 pts in a game:** 46, Rider (11/19/09)
- **Had 25 assists:** 27, at Xavier (1/3/08)
- **Had 15 steals:** 15, VMI (11/16/08)
- **Had 10 blocks:** 10 vs. North Carolina (1/15/09)
- **Failed to make a 3-pt FG:** vs. Arizona State (11/27/99)

JOHN PAUL JONES ARENA RECORDS

VIRGINIA PLAYERS

Points: 40, J.R. Reynolds
vs. Wake Forest, 1/21/07

Most 1st Half Points: 23, Sean Singletary
vs. Virginia Tech, 1/16/08

Most 2nd Half Points: 26, Sylvan Landesberg
vs. Boston College, 2/4/09

Rebounds: 18, Mike Scott
vs. VMI, 11/16/08

Field Goals: 13, Sylvan Landesberg
vs. Boston College, 2/4/09

Field Goal Attempts: 23, Sylvan Landesberg
vs. Boston College, 2/4/09

Field Goal Pct.: 1.000 (6-6), Sammy Zeglinski
vs. Clemson, 2/15/09

3-Point Field Goals: 7, Sean Singletary
vs. Gonzaga, 1/3/07

3-Point FG Attempts: 12, Sean Singletary
vs. Gonzaga, 1/3/07

3-Point FG Pct.: 1.000 (3-3), Sammy Zeglinski
vs. Georgia Tech, 2/24/07

Free Throws Made: 14, Sean Singletary
vs. Hampton, 12/16/06

Free Throw Attempts: 16, Sean Singletary
vs. Hampton, 12/16/06

FT Pct.: 1.000 (14-14), Sylvan Landesberg
vs. Florida State, 1/24/09

Assists: 10, three times by Sean Singletary
last vs. Old Dominion, 3/24/08

Steals: 7, Sean Singletary
vs. NC State, 2/24/08

Blocks: 4, Assane Sene
vs. Auburn, 12/20/08

VIRGINIA TEAM

Most Points: 108 vs. Gonzaga, 1/3/07

Fewest Points: 51 vs. Clemson, 2/7/08

Most 1st Half: 60 vs. Gonzaga, 1/3/07

Fewest 1st Half: 16, vs. Florida State, 1/24/09

Most 2nd Half: 57 vs. Arizona, 11/12/06

Fewest 2nd Half: 25 vs. Va. Tech, 1/16/08
vs. UNC, 1/15/09

Rebounds: 54 vs. UMES, 11/26/06

Field Goals: 43 vs. VMI, 11/16/08

Field Goal Attps.: 82 vs. UNC, 1/15/09

Field Goal Pct.: .600 (30-50)
vs. Longwood, 11/13/09

3-Pt. FG: 18 vs. Gonzaga, 1/3/07

3-Pt. FG Attempts: 36 vs. Georgia Tech,
1/27/08

3-Point FG Pct.: .625 (10-16)
vs. Virginia Tech, 3/1/07

Free Throws: 39 vs. Maryland, 1/16/07

FT Attempted: 49 vs. Maryland, 1/16/07

Free Throw Pct.: 1.000 (8-8)
vs. Wake Forest, 2/28/09

Assists: 24 vs. Howard, 11/14/07

Steals: 24 vs. VMI, 11/16/08

Blocks: 16 vs. NC State, 2/24/08

Most Turnovers: 12 vs. Longwood, 2/13/07

Fewest Turnovers: 21 vs. Longwood, 12/7/07
21 vs. Hampton, 12/19/07

Fewest Turnovers: 6 vs. Boston Coll., 1/19/08

OPPONENT PLAYERS

Points: 32, K.C. Rivers
Clemson, 2/7/08

Most 1st Half Points: 17, three times
Last by Kyle Ohman
Liberty, 11/25/08

Most 2nd Half Points: 23, Al Thornton
Florida State, 2/17/07

Rebounds: 16, Al Thornton
Florida State, 2/17/07

Field Goals: 12, Al Thornton
Florida State, 2/17/07

Field Goal Attempts: 12, K. C. Rivers
Clemson, 2/7/08

Field Goal Pct.: .833 (5-6), Frank Hassell
Old Dominion, (3/24/08)

3-Point Field Goals: .833 (5-6), Matt Salley
Bradley, 3/26/08

3-Pt. FG Attempts: 8, K.C. Rivers
Clemson, 2/7/08

3-Pt. FG Pct.: 1.000 (3-3), Ty Lawson
North Carolina, 1/15/09

Free Throws Made: 15, Tyler Hansbrough
North Carolina, 1/15/09

FT Attempted: 17, Tyler Hansbrough
North Carolina, 1/15/09

FT Pct.: 1.000 (8-8), Tyrese Rice
Boston College, 2/4/09

Assists: 11, Cliff Hammonds
Clemson, 2/7/08

Steals: 4, six times
Last by Willie Bell
VMI, 11/16/08

Blocks: 6, Eric Hall
Radford, 11/21/08

OPPONENT TEAM

Most Points: 97, VMI, 11/16/08

Fewest Points: 46, Rider, 11/19/09

Most 1st Half: 50, North Carolina, 1/15/09

Fewest 1st Half: 18, NC State, 2/24/08

Most 2nd Half: 61, Gonzaga, 1/3/07

Fewest 2nd Half: 20, Longwood, 2/13/07

Rebounds: 47, Virginia Tech, 1/16/08
North Carolina, 1/15/09

Field Goals: 37, VMI, 11/16/08

Field Goal Attps.: 79, VMI, 11/16/08

Field Goal Pct.: .566 (30-53)
Liberty, 11/25/08

3-Pt. FG: 16, Clemson, 2/7/08

3-Pt. FG Attempts: 39, Hartford, 12/30/07

3-Point FG Pct.: .615 (16-26)
Clemson, (2/7/08)

Free Throws: 26, Boston College, 2/4/09

FT Attempted: 31, Boston College, 2/4/09

Free Throw Pct.: .944 (17-18)
American, 12/28/06

Assists: 22, Clemson, 2/7/08

Steals: 15, VMI, 11/16/08

Blocks: 10, Radford, 11/21/08
North Carolina, 1/15/09

Most Turnovers: 25, NC State, 2/24/08

Fewest Turnovers: 6, Miami, 2/3/07

RECORD AT JPJA

2006-07 to present 56 games..... 40-16

LONGEST WIN STREAK

12 games
from 1/16/07 vs. Maryland
through 11/27/07 vs. Northwestern

LONGEST LOSING STREAK

3 games
from 1/27/08 vs. Georgia Tech
through 2/12/08 vs. North Carolina

from 1/15/09 vs. North Carolina
through 2/4/09 vs. Boston College

MISCELLANEOUS

Biggest Comeback: 19 points
vs. Arizona, 11/12/06

Biggest Lead Given up in a Loss: 14 points
vs. Bradley, 3/26/08

Largest Lead: 45 points
vs. Northwestern, 11/27/07

Biggest Deficit: 38 points
vs. Clemson, 2/7/08

Largest Margin of Victory: 42 points,
vs. Northwestern, 11/27/07

Largest Margin of Defeat: 31 points,
vs. Clemson, 2/7/08

Overtime Games (Record): 4 (2-2)
Last: 85-81 win vs. Clemson, 2/15/09



CALVIN BAKER

#4

Senior • Guard • 6-2 • 190 • Newport News, Va. • Woodside

2009-10 SEASON:

- Missed season opener after having arthroscopic surgery on Oct. 27 to remove a loose piece of cartilage in his right knee.
- Made season debut at USF and had five points
- Had eight points vs. Rider

SINGLE GAME BESTS (at Virginia)

POINTS

Season: 8 vs. Rider (11/19/09)
 Career: 18 at Clemson (3/3/09)
 ACC: 18 at Clemson (3/3/09)

REBOUNDS

Season: 2 at USF (11/16/09), vs. Rider (11/19/09)
 Career: 8 vs. Howard (11/14/07)
 ACC: 7 at Georgia Tech (3/3/08)

FG MADE

Season: 2 at USF (11/16/09), vs. Rider (11/19/09)
 Career: 7 on three occasions
 ACC: 7 on three occasions

FG ATTEMPTS

Season: 5 vs. Rider (11/19/09)
 Career: 15 vs. Duke (3/5/08)
 ACC: 15 vs. Duke (3/5/08)

3 PT FG MADE

Season: 1 at USF (11/16/09)
 Career: 4 vs. Northwestern (11/27/07)
 ACC: 3 on three occasions

3 PT FG ATTEMPTS

Season: 1 at USF (11/16/09), vs. Rider (11/19/09)
 Career: 7 vs. Syracuse (12/5/07), vs. Ga Tech (1/27/08)
 ACC: 7 vs. Georgia Tech (1/27/08)

FT MADE

Season: 4 vs. Rider (11/19/09)
 Career: 6 vs. Virginia Tech (2/18/09)
 ACC: 6 vs. Virginia Tech (2/18/09)

FT ATTEMPTS

Season: 4 vs. Rider (11/19/09)
 Career: 6 on four occasions
 ACC: 6 on three occasions

ASSISTS

Season: 2 vs. Rider (11/19/09)
 Career: 7 vs. VMI (11/16/08)
 ACC: 6 vs. Maryland (3/7/09)

TURNOVERS

Season: 2 vs. Rider (11/19/09)
 Career: 5 on five occasions
 ACC: 5 on four occasions

BLOCKS

Season: --
 Career: 2 vs. UNC (2/12/08), vs. BC (2/4/09)
 ACC: 2 vs. UNC (2/12/08), vs. BC (2/4/09)

STEALS

Season: 1 vs. Rider (11/19/09)
 Career: 4 on three occasions
 ACC: 4 at Georgia Tech (3/3/08)

MINUTES

Season: 18 vs. Rider (11/19/09)
 Career: 35 at Clemson (3/3/09)
 ACC: 35 at Clemson (3/3/09)


2009-10 GAME-BY-GAME:

Opponent	GP-GS	FG-FGA	3FG-3FGA	FT-FTA	Off-Def	Total	A	TO	Blk	Stl	PF	Min	Pts
Longwood	DNP												
at USF	1-0	2-4	1-1	0-0	1-1	2	1	0	0	0	2	15	5
Rider	2-0	2-5	0-1	4-4	0-2	2	2	2	0	1	2	18	8

CAREER STATISTICS (at Virginia)

Year	G-GS	Min-Avg.	FG-FGA	Pct.	3FG-3FGA	Pct.	FT-FTA	Pct.	Off-Def.	Reb-Avg.	PF-DQ	Ast	TO	Blk	Stl	Pts-Avg
2006-07																
ACC																
2007-08	33-8	835-25.3	103-247	.417	41-110	.373	37-55	.673	19-67	86-2.6	62-0	79	57	5	29	284-8.6
ACC	16-8	448-28.0	55-133	.414	20-53	.377	24-32	.750	9-37	46-2.9	30-0	34	29	4	19	154-9.6
2008-09	28-22	697-24.9	83-212	.392	21-71	.296	48-55	.873	7-56	63-2.3	57-3	78	70	5	32	235-8.4
ACC	16-11	411-25.7	53-122	.434	15-39	.385	28-30	.933	5-26	31-1.9	33-0	39	43	4	18	149-9.3
2009-10	2-0	33-16.5	4-9	.444	1-2	.500	4-4	1.000	1-3	4-2.0	4-0	3	2	0	1	13-6.5
ACC																
CAREER	63-30	1565-24.8	190-468	.406	63-183	.344	89-114	.781	27-126	153-2.4	123-3	160	129	10	62	532-8.4
ACC	32-19	859-26.8	108-255	.424	35-92	.380	52-62	.839	14-63	77-2.4	63-0	73	72	8	37	303-9.5

Did not play after transferring



MUSTAPHA FARRAKHAN

#2

Junior • Guard • 6-4 • 175 • Harvey, Ill. • Thornton Township

2009-10 SEASON:

- Tied career highs with 17 points and 4 assists and set a career high with five rebounds vs. Longwood
- Had eight points vs. Rider

SINGLE GAME BESTS

POINTS

Season: 17 vs. Longwood (11/13/09)
 Career: 17 at VT (1/10/09), vs. Longwood (11/13/09)
 ACC: 17 at Virginia Tech (1/10/09)

REBOUNDS

Season: 5 vs. Longwood (11/13/09)
 Career: 5 vs. Longwood (11/13/09)
 ACC: 4 at Maryland (1/30/08)

FG MADE

Season: 5 vs. Longwood (11/13/09)
 Career: 5 at VT (1/10/09), vs. Longwood (11/13/09)
 ACC: 5 at Virginia Tech (1/10/09)

FG ATTEMPTS

Season: 9 at USF (11/16/09)
 Career: 15 vs. North Carolina (1/15/09)
 ACC: 15 vs. North Carolina (1/15/09)

3 PT FG MADE

Season: 2 vs. Rider (11/19/09)
 Career: 4 at Virginia Tech (1/10/09)
 ACC: 4 at Virginia Tech (1/10/09)

3 PT FG ATTEMPTS

Season: 5 vs. Rider (11/19/09)
 Career: 7 vs. North Carolina (1/15/09)
 ACC: 7 vs. North Carolina (1/15/09)

FT MADE

Season: 6 vs. Longwood (11/13/09)
 Career: 6 vs. Longwood (11/13/09)
 ACC: 4 at Georgia Tech (12/28/08)

FT ATTEMPTS

Season: 6 vs. Longwood (11/13/09)
 Career: 6 vs. Longwood (11/13/09)
 ACC: 4 at Georgia Tech (12/28/08)

ASSISTS

Season: 4 vs. Longwood (11/13/09)
 Career: 4 vs. UNC (1/15/09), vs. Longwood (11/13/09)
 ACC: 4 vs. North Carolina (1/15/09)

TURNOVERS

Season: 3 vs. Longwood (11/13/09)
 Career: 4 vs. Boston College (3/12/09)
 ACC: 2 on three occasions

BLOCKS

Season: --
 Career: 2 vs. North Carolina (1/15/09)
 ACC: 2 vs. North Carolina (1/15/09)

STEALS

Season: 1 vs. Longwood (11/13/09), vs. Rider (11/19/09)
 Career: 2 at Minnesota (12/2/08)
 ACC: 1 vs. UNC (1/15/09), vs. Md. (3/7/09)

MINUTES


Season: 31 vs. Longwood (11/13/09)
 Career: 31 vs. Longwood (11/13/09)
 ACC: 27 vs. North Carolina (1/15/09)

2009-10 GAME-BY-GAME:

Opponent	GP-GS	FG-FGA	3FG-3FGA	FT-FTA	Off-Def	Total	A	TO	Blk	Stl	PF	Min	Pts
Longwood	1-1	5-8	1-4	6-6	0-5	5	4	3	0	1	2	31	17
at USF	2-2	1-9	0-2	1-1	0-1	1	2	1	0	0	1	29	3
Rider	3-3	2-6	2-5	2-2	0-1	1	2	1	0	1	1	22	8

CAREER STATISTICS

Year	G-GS	Min-Avg.	FG-FGA	Pct.	3FG-3FGA	Pct.	FT-FTA	Pct.	Off-Def.	Reb-Avg.	PF-DQ	Ast	TO	Blk	Stl	Pts-Avg
2007-08	19-0	115-6.1	7-38	.184	2-16	.125	1-5	.200	4-11	15-0.8	9-0	5	12	0	2	17-0.9
ACC	6-0	43-7.2	1-13	.077	1-7	.143	1-3	.333	2-4	6-1.0	3-0	1	3	0	0	4-0.7
2008-09	23-2	239-10.4	33-95	.347	14-41	.341	18-20	.900	4-12	16-0.7	28-1	14	21	2	4	98-4.3
ACC	12-0	135-11.3	17-54	.315	8-26	.308	9-9	1.000	2-6	8-0.7	16-1	8	9	2	2	51-4.3
2009-10	3-3	82-27.3	8-23	.348	3-11	.273	9-9	1.000	0-7	7-2.3	4-0	8	5	0	2	28-9.3
ACC																
CAREER	45-5	436-9.7	48-156	.308	19-68	.279	28-34	.824	8-30	38-0.8	41-1	27	38	2	8	143-3.2
ACC	18-0	178-9.9	18-67	.269	9-33	.273	10-12	.833	4-10	14-0.8	19-1	9	12	2	2	55-3.1



JEFF JONES

#23

Junior • Guard • 6-4 • 190 • Chester, Pa. • Monsignor Bonner

2009-10 SEASON:

- Had 10 points in season opener vs. Longwood
- Had seven points and five rebounds at USF
- Had 11 points vs. Rider

SINGLE GAME BESTS

POINTS

Season: 11 vs. Rider (11/19/09)
 Career: 26 vs. Bradley (3/26/08)
 ACC: 19 at North Carolina (2/7/09)

REBOUNDS

Season: 5 at USF (11/16/09)
 Career: 6 vs. Vermont (11/11/07)
 ACC: 5 at Duke (2/1/09), vs. BC (2/4/09)

FG MADE

Season: 4 vs. Rider (11/19/09)
 Career: 9 vs. Bradley (3/26/08)
 ACC: 7 at North Carolina (2/7/09)

FG ATTEMPTS

Season: 10 at USF (11/16/09)
 Career: 14 vs. Bradley (3/26/08)
 ACC: 12 at UNC (2/7/09), vs. Miami (2/26/09)

3 PT FG MADE

Season: 2 vs. Rider (11/19/09)
 Career: 6 vs. Bradley (3/26/08)
 ACC: 3 at North Carolina (2/7/09)

3 PT FG ATTEMPTS

Season: 7 at USF (11/16/09)
 Career: 8 vs. Bradley (3/26/08), vs. Liberty (11/25/08)
 ACC: 7 at Florida State (2/10/09)

FT MADE

Season: 4 vs. Longwood (11/13/09)
 Career: 5 vs. Boston College (2/4/09)
 ACC: 5 vs. Boston College (2/4/09)

FT ATTEMPTS

Season: 4 vs. Longwood (11/13/09)
 Career: 6 vs. BC (2/4/09), vs. Clemson (2/15/09)
 ACC: 6 vs. BC (2/4/09), vs. Clemson (2/15/09)

ASSISTS

Season: 1 vs. Longwood (11/13/09)
 Career: 5 at North Carolina (2/7/09)
 ACC: 5 at North Carolina (2/7/09)

TURNOVERS

Season: 1 vs. Longwood (11/13/09)
 Career: 4 vs. Longwood (12/7/07), vs. Clem. (2/15/09)
 ACC: 4 vs. Clemson (2/15/09)

BLOCKS

Season: 1 vs. Rider (11/19/09)
 Career: 1 on eight occasions
 ACC: 1 on three occasions

STEALS

Season: 1 on three occasions
 Career: 3 vs. Howard (11/14/07), vs. BC (2/4/09)
 ACC: 3 vs. Boston College (2/4/09)

MINUTES


Season: 28 at USF (11/16/09)
 Career: 37 at North Carolina (2/7/09)
 ACC: 37 at North Carolina (2/7/09)

2009-10 GAME-BY-GAME:

Opponent	GP-GS	FG-FGA	3FG-3FGA	FT-FTA	Off-Def	Total	A	TO	Blk	Stl	PF	Min	Pts
Longwood	1-1	3-6	0-2	4-4	0-1	1	1	1	0	1	0	24	10
at USF	2-2	3-10	1-7	0-0	1-4	5	0	0	0	1	0	28	7
Rider	3-2	4-7	2-5	1-1	0-1	1	0	0	1	1	0	19	11

CAREER STATISTICS

Year	G-GS	Min-Avg.	FG-FGA	Pct.	3FG-3FGA	Pct.	FT-FTA	Pct.	Off-Def.	Reb-Avg.	PF-DQ	Ast	TO	Blk	Stl	Pts-Avg
2007-08	33-25	494-15.0	55-151	.364	16-51	.314	33-47	.702	15-45	60-1.8	46-0	17	41	4	10	159-4.8
ACC	16-8	193-12.1	12-51	.235	2-14	.143	10-14	.714	6-14	20-1.3	20-0	8	16	1	5	36-2.3
2008-09	26-9	493-19.0	60-174	.345	27-93	.290	22-26	.846	7-42	49-1.9	30-0	24	15	3	13	169-6.5
ACC	15-9	311-20.7	42-112	.375	17-57	.298	17-20	.850	5-27	32-2.1	20-0	14	10	2	9	118-7.9
2009-10	3-2	71-23.7	10-23	.435	3-14	.214	5-5	1.000	1-6	7-2.3	0-0	1	1	1	3	28-9.3
ACC																
CAREER	62-36	1058-17.1	125-348	.359	46-158	.291	60-78	.769	23-93	116-1.9	76-0	42	57	8	26	356-5.7
ACC	31-17	504-16.3	54-163	.331	19-71	.268	27-34	.794	11-41	52-1.7	40-0	22	26	3	14	154-5.0



SYLVAN LANDESBERG

#15

Sophomore • Guard • 6-6 • 207 • Flushing, N.Y. • Holy Cross

2009-10 SEASON:

- Named to the preseason Wooden Award and Naismith Award watch lists
- Had a game-high 23 points vs. Longwood, his 13th career 20-point game
- Had 14 points at USF, and scored his 500th career point in the game
- Had 10 points vs. Rider

SINGLE GAME BESTS

POINTS

Season: 23 vs. Longwood (11/13/09)
 Career: 32 vs. Boston College (2/4/09)
 ACC: 32 vs. Boston College (2/4/09)

REBOUNDS

Season: 6 vs. Longwood (11/13/09)
 Career: 11 at Maryland (1/20/09)
 ACC: 11 at Maryland (1/20/09)

FG MADE

Season: 8 vs. Longwood (11/13/09)
 Career: 13 vs. Boston College (2/4/09)
 ACC: 13 vs. Boston College (2/4/09)

FG ATTEMPTS

Season: 14 at USF (11/16/09)
 Career: 23 vs. Boston College (2/4/09)
 ACC: 23 vs. Boston College (2/4/09)

3 PT FG MADE

Season: 1 vs. Longwood (11/13/09)
 Career: 3 vs. Miami (2/26/09)
 ACC: 3 vs. Miami (2/26/09)

3 PT FG ATTEMPTS

Season: 1 vs. Longwood (11/13/09), at USF (11/16/09)
 Career: 5 vs. Miami (2/26/09)
 ACC: 5 vs. Miami (2/26/09)

FT MADE

Season: 6 vs. Longwood (11/13/09)
 Career: 14 vs. Florida State (1/24/09)
 ACC: 14 vs. Florida State (1/24/09)

FT ATTEMPTS

Season: 8 vs. Longwood (11/13/09)
 Career: 14 vs. Auburn (12/20/08), vs. FSU (1/24/09)
 ACC: 14 vs. Florida State (1/24/09)

ASSISTS

Season: 4 vs. Longwood (11/13/09)
 Career: 8 vs. VMI (11/16/08)
 ACC: 6 vs. VT (2/18/09), at NCSU (2/21/09)

TURNOVERS

Season: 3 vs. Longwood (11/13/09)
 Career: 6 on three occasions
 ACC: 6 at VT (1/10/09), vs. FSU (1/24/09)

BLOCKS

Season: --
 Career: 1 on three occasions
 ACC: 1 vs. Boston College (2/4/09)

STEALS

Season: 1 vs. Longwood (11/13/09)
 Career: 3 on four occasions
 ACC: 3 vs. BC (2/4/09), vs. Clemson (2/15/09)

MINUTES


Season: 34 vs. Longwood (11/13/09)
 Career: 45 vs. Clemson (2/15/09)
 ACC: 45 vs. Clemson (2/15/09)

2009-10 GAME-BY-GAME:

Opponent	GP-GS	FG-FGA	3FG-3FGA	FT-FTA	Off-Def	Total	A	TO	Blk	Stl	PF	Min	Pts
Longwood	1-1	8-13	1-1	6-8	1-5	6	4	3	0	1	2	34	23
at USF	2-2	5-14	0-1	4-4	1-1	2	2	0	0	0	1	33	14
Rider	3-3	4-8	0-0	2-2	2-2	4	1	1	0	0	2	20	10

CAREER STATISTICS

Year	G-GS	Min-Avg.	FG-FGA	Pct.	3FG-3FGA	Pct.	FT-FTA	Pct.	Off-Def.	Reb-Avg.	PF-DQ	Ast	TO	Blk	Stl	Pts-Avg
2008-09	28-27	957-34.2	150-344	.436	16-51	.314	148-186	.796	47-122	169-6.0	49-1	78	77	3	28	464-16.6
ACC	16-16	570-35.6	88-210	.419	10-32	.313	73-91	.802	26-72	98-6.1	28-0	49	50	1	16	259-16.2
2009-10	3-3	87-29.0	17-35	.486	1-2	.500	12-14	.857	4-8	12-4.0	5-0	7	4	0	1	47-15.7
ACC																
CAREER	31-30	1044-33.7	167-379	.441	17-53	.321	160-200	.800	51-130	181-5.8	54-1	85	81	3	29	511-16.5
ACC	16-16	570-35.6	88-210	.419	10-32	.313	73-91	.802	26-72	98-6.1	28-0	49	50	1	16	259-16.2



JEROME MEYINSSE

#55

Senior • Forward/Center • 6-9 • 233 • Baton Rouge, La. • McKinley

2009-10 SEASON:

- Had five points and two rebounds vs. Longwood
- Had four points and four rebounds in a career-high 27 minutes at USF
- Had four points and a career-high two assists vs. Rider in first start of the season

SINGLE GAME BESTS

POINTS

Season: 5 vs. Longwood (11/13/09)
 Career: 12 vs. Elon (12/22/07)
 ACC: 4 at FSU (1/23/08), at Duke (2/1/09)

REBOUNDS

Season: 4 at USF (11/16/09)
 Career: 9 vs. Hampton (12/19/07)
 ACC: 3 vs. BC (1/19/08), at FSU (1/23/08)

FG MADE

Season: 2 vs. Longwood (11/13/09)
 Career: 5 vs. Elon (12/22/07)
 ACC: 2 at Florida State (1/23/08)

FG ATTEMPTS

Season: 3 vs. Rider (11/19/09)
 Career: 7 vs. Hampton (12/19/07), at Syracuse (11/28/08)
 ACC: 3 vs. Clemson (2/7/08)

3 PT FG MADE

Season: --
 Career: --
 ACC: --

3 PT FG ATTEMPTS

Season: --
 Career: --
 ACC: --

FT MADE

Season: 4 at USF (11/16/09)
 Career: 5 vs. UMES (11/26/06)
 ACC: 2 at Duke (2/1/09)

FT ATTEMPTS

Season: 6 at USF (11/16/09)
 Career: 6 vs. UMES (11/26/06), at USF (11/16/09)
 ACC: 2 on four occasions

ASSISTS

Season: 2 vs. Rider (11/19/09)
 Career: 2 vs. Rider (11/19/09)
 ACC: --

TURNOVERS

Season: 1 vs. Rider (11/19/09)
 Career: 2 on five occasions
 ACC: --

BLOCKS

Season: 2 vs. Rider (11/19/09)
 Career: 2 on four occasions
 ACC: 2 at Georgia Tech (12/28/08)

STEALS

Season: 1 at USF (11/16/09)
 Career: 2 vs. PR-Mayaguez (12/21/06)
 ACC: 1 at FSU (1/23/08), at Va. Tech (1/10/09)

MINUTES


Season: 27 at USF (11/16/09)
 Career: 27 at USF (11/16/09)
 ACC: 21 at Maryland (1/20/09)

2009-10 GAME-BY-GAME:

Opponent	GP-GS	FG-FGA	3FG-3FGA	FT-FTA	Off-Def	Total	A	TO	Blk	Stl	PF	Min	Pts
Longwood	1-0	2-2	0-0	1-2	1-1	2	0	0	0	0	0	20	5
at USF	2-0	0-1	0-0	4-6	2-2	4	0	0	0	1	3	27	4
Rider	3-1	1-3	0-0	2-3	1-1	2	2	1	2	0	3	22	4

CAREER STATISTICS

Year	G-GS	Min-Avg.	FG-FGA	Pct.	3FG-3FGA	Pct.	FT-FTA	Pct.	Off-Def.	Reb-Avg.	PF-DQ	Ast	TO	Blk	Stl	Pts-Avg
2006-07	15-0	100-6.7	4-11	.364	0-0	.000	9-13	.692	3-17	20-1.3	15-0	1	4	2	2	17-1.1
ACC	4-0	8-2.0	0-1	.000	0-0	.000	0-0	.000	0-0	0-0.0	3-0	0	0	0	0	0-0.0
2007-08	26-0	188-7.2	23-33	.697	0-0	.000	4-12	.333	18-31	49-1.9	36-0	2	7	3	3	50-1.9
ACC	13-0	77-5.9	7-11	.636	0-0	.000	0-2	.000	5-12	17-1.3	21-0	0	0	0	1	14-1.1
2008-09	17-1	149-8.8	8-20	.400	0-0	.000	13-22	.591	13-14	27-1.6	17-0	1	8	7	1	29-1.7
ACC	7-0	58-8.3	2-6	.333	0-0	.000	4-6	.667	3-5	8-1.1	10-0	0	0	3	1	8-1.1
2009-10	3-1	69-23.0	3-6	.500	0-0	.000	7-11	.636	4-4	8-2.7	6-0	2	1	2	1	13-4.3
ACC																
CAREER	61-2	506-8.3	38-70	.543	0-0	.000	33-58	.569	38-66	104-1.7	74-0	6	20	14	7	109-1.8
ACC	24-0	143-6.0	9-18	.500	0-0	.000	4-8	.500	8-17	25-1.0	34-0	0	0	3	2	22-0.9



MIKE SCOTT

#32

Junior • Forward • 6-8 • 239 • Chesapeake, Va. • Hargrave Military Academy

2009-10 SEASON:

- Had 12 points and 13 rebounds vs. Longwood for his 11th career double-double
- Had nine points and five rebounds at USF
- Had 17 points (8-9 FG) and nine rebounds vs. Rider

SINGLE GAME BESTS

POINTS

Season: 17 vs. Rider (11/19/09)
 Career: 26 vs. VMI (11/16/08)
 ACC: 18 vs. Clemson (2/15/09)

REBOUNDS

Season: 13 vs. Longwood (11/13/09)
 Career: 18 vs. VMI (11/16/08)
 ACC: 12 at Md (1/30/08), at BC (2/17/08)

FG MADE

Season: 8 vs. Rider (11/19/09)
 Career: 11 vs. VMI (11/16/08)
 ACC: 8 vs. Clemson (2/15/09)

FG ATTEMPTS

Season: 9 at USF (11/16/09), vs. Rider (11/19/09)
 Career: 13 vs. VMI (11/16/08)
 ACC: 12 vs. Clemson (2/15/09)

3 PT FG MADE

Season: --
 Career: 2 vs. Georgia Tech (3/13/08)
 ACC: 2 vs. Georgia Tech (3/13/08)

3 PT FG ATTEMPTS

Season: --
 Career: 2 at BC (2/17/08), vs. GT (3/13/08)
 ACC: 2 at BC (2/17/08), vs. GT (3/13/08)

FT MADE

Season: 2 vs. Longwood (11/13/09)
 Career: 10 at Maryland (1/20/09)
 ACC: 10 at Maryland (1/20/09)

FT ATTEMPTS

Season: 2 on three occasions
 Career: 10 at Maryland (1/20/09)
 ACC: 10 at Maryland (1/20/09)

ASSISTS

Season: 3 vs. Rider (11/19/09)
 Career: 4 at Syracuse (11/28/08)
 ACC: 3 vs. Clemson (2/15/09)

TURNOVERS

Season: 1 vs. Longwood (11/13/09), vs. Rider (11/19/09)
 Career: 4 on three occasions
 ACC: 4 vs. Maryland (3/7/09)

BLOCKS

Season: 2 vs. Longwood (11/13/09)
 Career: 3 vs. Duke (3/5/08), vs. Richmond (3/18/08)
 ACC: 3 vs. Duke (3/5/08)

STEALS

Season: 1 vs. Longwood (11/13/09)
 Career: 3 on four occasions
 ACC: 3 vs. FSU (1/24/09), vs. Clemson (2/15/09)

MINUTES

Season: 31 vs. Longwood (11/13/09)
 Career: 40 vs. Clemson (2/15/09)
 ACC: 40 vs. Clemson (2/15/09)

2009-10 GAME-BY-GAME:

Opponent	GP-GS	FG-FGA	3FG-3FGA	FT-FTA	Off-Def	Total	A	TO	Blk	Stl	PF	Min	Pts
Longwood	1-1	5-8	0-0	2-2	3-10	13	0	1	2	1	3	31	12
at USF	2-2	4-9	0-0	1-2	1-4	5	0	0	0	0	5	16	9
Rider	3-3	8-9	0-0	1-2	3-6	9	3	1	0	0	1	28	17

CAREER STATISTICS

Year	G-GS	Min-Avg.	FG-FGA	Pct.	3FG-3FGA	Pct.	FT-FTA	Pct.	Off-Def.	Reb-Avg.	PF-DQ	Ast	TO	Blk	Stl	Pts-Avg
2007-08	32-21	579-18.1	63-143	.441	4-10	.400	52-74	.703	67-101	168-5.3	69-1	15	25	12	20	182-5.7
ACC	16-14	310-19.4	30-77	.390	1-4	.250	20-33	.606	30-50	80-5.0	39-1	6	15	5	8	81-5.1
2008-09	28-19	774-27.6	111-204	.544	2-6	.333	63-85	.741	95-113	208-7.4	68-2	21	49	9	24	287-10.3
ACC	16-7	431-26.9	59-110	.536	2-2	1.000	39-52	.750	45-50	95-5.9	41-1	11	30	5	14	159-9.9
2009-10	3-3	75-25.0	17-26	.654	0-0	.000	4-6	.667	7-20	27-9.0	9-1	3	2	2	1	38-12.7
ACC																
CAREER	63-43	1428-22.7	191-373	.512	6-16	.375	119-165	.721	169-234	403-6.4	146-4	39	76	23	45	507-8.0
ACC	32-21	741-23.2	89-187	.476	3-6	.500	59-85	.694	75-100	175-5.5	80-2	17	45	10	22	240-7.5



ASSANE SENE

#5

Sophomore • Center • 7-0 • 234 • Saint-Louis, Senegal • South Kent

2009-10 SEASON:

- Suspended for the first three games of the season (Longwood, at South Florida, Rider) for conduct detrimental to the team

SINGLE GAME BESTS

POINTS

Season: --
 Career: 6 on four occasions
 ACC: 6 at Virginia Tech (1/10/09)

REBOUNDS

Season: --
 Career: 13 vs. Boston College (2/4/09)
 ACC: 13 vs. Boston College (2/4/09)

FG MADE

Season: --
 Career: 3 on three occasions
 ACC: 3 at Virginia Tech (1/10/09)

FG ATTEMPTS

Season: --
 Career: 8 vs. Xavier (1/3/09)
 ACC: 6 vs. Boston College (2/4/09)

3 PT FG MADE

Season: --
 Career: --
 ACC: --

3 PT FG ATTEMPTS

Season: --
 Career: --
 ACC: --

FT MADE

Season: --
 Career: 2 at Minn. (12/2/08), vs. Longwood (12/17/08)
 ACC: 1 vs. Boston College (2/4/09)

FT ATTEMPTS

Season: --
 Career: 4 vs. Brown (1/6/09)
 ACC: 3 at Duke (2/1/09)

ASSISTS

Season: --
 Career: 2 vs. Auburn (12/20/08)
 ACC: --

TURNOVERS

Season: --
 Career: 2 on five occasions
 ACC: 2 on three occasions

BLOCKS

Season: --
 Career: 4 vs. Auburn (12/20/08), at Va. Tech (1/10/09)
 ACC: 4 at Virginia Tech (1/10/09)

STEALS

Season: --
 Career: --
 ACC: --

MINUTES

Season: --
 Career: 33 vs. Xavier (1/3/09)
 ACC: 28 vs. Boston College (2/4/09)

2009-10 GAME-BY-GAME:

Opponent	GP-GS	FG-FGA	3FG-3FGA	FT-FTA	Off-Def	Total	A	TO	Blk	Stl	PF	Min	Pts
Longwood	DNP												
at USF	DNP												
Rider	DNP												

CAREER STATISTICS

Year	G-GS	Min-Avg.	FG-FGA	Pct.	3FG-3FGA	Pct.	FT-FTA	Pct.	Off-Def.	Reb-Avg.	PF-DQ	Ast	TO	Blk	Stl	Pts-Avg
2008-09	22-16	381-17.3	25-65	.385	0-0	.000	6-21	.286	36-65	101-4.6	61-2	6	18	35	0	56-2.5
ACC	14-12	245-17.5	15-42	.357	0-0	.000	1-8	.125	24-36	60-4.3	35-1	0	12	20	0	31-2.2
2009-10	0-0															
ACC																
CAREER	22-16	381-17.3	25-65	.385	0-0	.000	6-21	.286	36-65	101-4.6	61-2	6	18	35	0	56-2.5
ACC	14-12	245-17.5	15-42	.357	0-0	.000	1-8	.125	24-36	60-4.3	35-1	0	12	20	0	31-2.2



WILL SHERRILL

#22

Junior • Forward • 6-9 • 217 • New York, N.Y. • Phillips Academy Andover

2009-10 SEASON:

- Made season debut at USF and had two points (2-2 FT) and one rebound
- Had two points and a career-high six rebounds in a career-high 16 minutes vs. Rider

SINGLE GAME BESTS

POINTS

Season: 2 at USF (11/16/09), vs. Rider (11/19/09)
 Career: 3 vs. Longwood (12/7/07)
 ACC: 1 at Clemson (3/3/09)

REBOUNDS

Season: 6 vs. Rider (11/19/09)
 Career: 6 vs. Rider (11/19/09)
 ACC: --

FG MADE

Season: 1 vs. Rider (11/19/09)
 Career: 1 on four occasions
 ACC: --

FG ATTEMPTS

Season: 4 vs. Rider (11/19/09)
 Career: 4 vs. Rider (11/19/09)
 ACC: 1 vs. North Carolina (1/15/09)

3 PT FG MADE

Season: --
 Career: 1 vs. Longwood (12/7/07)
 ACC: --

3 PT FG ATTEMPTS

Season: --
 Career: 1 vs. Longwood (12/7/07), vs. UNC (1/15/09)
 ACC: 1 vs. North Carolina (1/15/09)

FT MADE

Season: 2 at USF (11/16/09)
 Career: 2 at USF (11/16/09)
 ACC: 1 at Clemson (3/3/09)

FT ATTEMPTS

Season: 2 at USF (11/16/09)
 Career: 2 at Clemson (3/3/09), at USF (11/16/09)
 ACC: 2 at Clemson (3/3/09)

ASSISTS

Season: 1 vs. Rider (11/19/09)
 Career: 1 on three occasions
 ACC: --

TURNOVERS

Season: 2 vs. Rider (11/19/09)
 Career: 2 vs. Rider (11/19/09)
 ACC: --

BLOCKS

Season: --
 Career: --
 ACC: --

STEALS

Season: 1 vs. Rider (11/19/09)
 Career: 1 vs. N'western (11/27/07), vs. Rider (11/19/09)
 ACC: --

MINUTES

Season: 16 vs. Rider (11/19/09)
 Career: 16 vs. Rider (11/19/09)
 ACC: 2 at North Carolina (2/7/09)

2009-10 GAME-BY-GAME:

Opponent	GP-GS	FG-FGA	3FG-3FGA	FT-FTA	Off-Def	Total	A	TO	Blk	Stl	PF	Min	Pts
Longwood	DNP												
at USF	1-0	0-0	0-0	2-2	0-1	1	0	0	0	0	0	4	2
Rider	2-0	1-4	0-0	0-0	2-4	6	1	2	0	1	1	16	2

CAREER STATISTICS

Year	G-GS	Min-Avg.	FG-FGA	Pct.	3FG-3FGA	Pct.	FT-FTA	Pct.	Off-Def.	Reb-Avg.	PF-DQ	Ast	TO	Blk	Stl	Pts-Avg
2007-08	7-0	12-1.7	3-3	1.000	1-1	1.000	0-0	.000	1-2	3-0.4	3-0	1	0	0	1	7-1.0
ACC	1-0	1-1.0	0-0	.000	0-0	.000	0-0	.000	0-0	0-0.0	0-0	0	0	0	0	0-0.0
2008-09	10-0	19-1.9	0-3	.000	0-1	.000	1-2	.500	2-1	3-0.3	2-0	1	2	0	0	1-0.1
ACC	5-0	5-1.0	0-1	.000	0-1	.000	1-2	.500	0-0	0-0.0	1-0	0	0	0	0	1-0.2
2009-10	2-0	20-10.0	1-4	.250	0-0	.000	2-2	1.000	2-5	7-3.5	1-0	1	2	0	1	4-2.0
ACC																
CAREER	19-0	51-2.7	4-10	.400	1-2	.500	3-4	.750	5-8	13-0.7	6-0	3	4	0	2	12-0.6
ACC	6-0	6-1.0	0-1	.000	0-1	.000	1-2	.500	0-0	0-0.0	1-0	0	0	0	0	1-0.2



SOLOMON TAT

#45

Sr. • G/F • 6-5 • 217 • Jos Plateau, Nigeria • Community Christian School

2009-10 SEASON:

- Made season debut at USF
- Had four points and four rebounds vs. Rider

SINGLE GAME BESTS

POINTS

Season: 4 vs. Rider (11/19/09)
 Career: 12 at Xavier (1/3/08)
 ACC: 8 at Virginia Tech (2/10/07)

REBOUNDS

Season: 4 vs. Rider (11/19/09)
 Career: 6 at Virginia Tech (2/10/07)
 ACC: 6 at Virginia Tech (2/10/07)

FG MADE

Season: 2 vs. Rider (11/19/09)
 Career: 3 at Virginia Tech (2/10/07), at Xavier (1/3/08)
 ACC: 3 at Virginia Tech (2/10/07)

FG ATTEMPTS

Season: 3 vs. Rider (11/19/09)
 Career: 9 at Virginia Tech (2/10/07)
 ACC: 9 at Virginia Tech (2/10/07)

3 PT FG MADE

Season: --
 Career: --
 ACC: --

3 PT FG ATTEMPTS

Season: --
 Career: 1 on five occasions
 ACC: 1 on three occasions

FT MADE

Season: --
 Career: 6 at Xavier (1/3/08)
 ACC: 2 on four occasions

FT ATTEMPTS

Season: 1 vs. Rider (11/19/09)
 Career: 9 at Xavier (1/3/08)
 ACC: 2 on six occasions

ASSISTS

Season: --
 Career: 5 vs. Gonzaga (1/3/07)
 ACC: 2 at Clemson (1/28/07), at Wake (3/3/07)

TURNOVERS

Season: --
 Career: 2 on eight occasions
 ACC: 2 on six occasions

BLOCKS

Season: --
 Career: 1 vs. Longwood (2/13/07)
 ACC: --

STEALS

Season: --
 Career: 2 vs. Stanford (1/7/07), vs. Md. (1/16/07)
 ACC: 2 vs. Maryland (1/16/07)

MINUTES

Season: 4 vs. Rider (11/19/09)
 Career: 23 at Virginia Tech (2/10/07)
 ACC: 23 at Virginia Tech (2/10/07)

2009-10 GAME-BY-GAME:

Opponent	GP-GS	FG-FGA	3FG-3FGA	FT-FTA	Off-Def	Total	A	TO	Blk	Stl	PF	Min	Pts
Longwood	DNP												
at USF	1-0	0-0	0-0	0-0	0-0	0	0	0	0	0	0	2	0
Rider	2-0	2-3	0-0	0-1	1-3	4	0	0	0	0	0	4	4

CAREER STATISTICS

Year	G-GS	Min-Avg.	FG-FGA	Pct.	3FG-3FGA	Pct.	FT-FTA	Pct.	Off-Def.	Reb-Avg.	PF-DQ	Ast	TO	Blk	Stl	Pts-Avg
2006-07	20-0	165-8.3	14-40	.350	0-3	.000	12-19	.632	7-25	32-1.6	24-0	13	8	1	8	40-2.0
ACC	13-0	107-8.2	8-25	.320	0-1	.000	5-5	1.000	5-16	21-1.6	17-0	6	4	0	5	21-1.6
2007-08	15-0	100-6.7	11-24	.458	0-2	.000	13-17	.765	4-16	20-1.3	6-0	5	6	0	3	35-2.3
ACC	9-0	68-7.6	7-15	.467	0-2	.000	5-6	.833	1-12	13-1.4	4-0	3	4	0	3	19-2.1
2008-09	17-8	119-7.0	4-15	.267	0-0	.000	3-4	.750	6-10	16-0.9	17-1	5	10	0	3	11-0.6
ACC	12-8	101-8.4	3-14	.214	0-0	.000	1-2	.500	6-7	13-1.1	13-1	3	9	0	2	7-0.6
2009-10	2-0	6-3.0	2-3	.667	0-0	.000	0-1	.000	1-3	4-2.0	0-0	0	0	0	0	4-2.0
ACC																
CAREER	54-8	390-7.2	31-82	.378	0-5	.000	28-41	.683	18-54	72-1.3	47-1	23	24	1	14	90-1.7
ACC	34-8	276-8.1	18-54	.333	0-3	.000	11-13	.846	12-35	47-1.4	34-1	12	17	0	10	47-1.4



JAMIL TUCKER

#12

Senior • Forward • 6-9 • 240 • Gary, Ind. • West Side

2009-10 SEASON:

- It was announced on Nov. 11 that Tucker is taking an indefinite leave of absence from the team to focus on personal matters

SINGLE GAME BESTS

POINTS

Season: --
 Career: 21 at Maryland (1/20/09)
 ACC: 21 at Maryland (1/20/09)

REBOUNDS

Season: --
 Career: 10 vs. Longwood (12/17/08)
 ACC: 9 on three occasions

FG MADE

Season: --
 Career: 7 at Maryland (1/20/09)
 ACC: 7 at Maryland (1/20/09)

FG ATTEMPTS

Season: --
 Career: 13 vs. North Carolina (1/15/09)
 ACC: 13 vs. North Carolina (1/15/09)

3 PT FG MADE

Season: --
 Career: 4 at Minn. (12/2/08), at Md. (1/20/09)
 ACC: 4 at Maryland (1/20/09)

3 PT FG ATTEMPTS

Season: --
 Career: 8 vs. ODU (3/24/08), at Minn. (12/2/08)
 ACC: 7 at Wake Forest (2/9/08)

FT MADE

Season: --
 Career: 5 vs. Hampton (12/19/07), vs. USF (11/19/08)
 ACC: 3 on three occasions

FT ATTEMPTS

Season: --
 Career: 8 vs. USF (11/19/08)
 ACC: 4 on four occasions

ASSISTS

Season: --
 Career: 3 vs. Longwood (12/17/08)
 ACC: 2 on six occasions

TURNOVERS

Season: --
 Career: 4 at Duke (2/1/09)
 ACC: 4 at Duke (2/1/09)

BLOCKS

Season: --
 Career: 3 at Virginia Tech (1/10/09)
 ACC: 3 at Virginia Tech (1/10/09)

STEALS

Season: --
 Career: 2 on four occasions
 ACC: 2 at North Carolina (2/7/09)

MINUTES


Season: --
 Career: 30 at Wake Forest (2/9/08)
 ACC: 30 at Wake Forest (2/9/08)

2009-10 GAME-BY-GAME:

Opponent	GP-GS	FG-FGA	3FG-3FGA	FT-FTA	Off-Def	Total	A	TO	Blk	Stl	PF	Min	Pts
Longwood	DNP												
at USF	DNP												
Rider	DNP												

CAREER STATISTICS

Year	G-GS	Min-Avg.	FG-FGA	Pct.	3FG-3FGA	Pct.	FT-FTA	Pct.	Off-Def.	Reb-Avg.	PF-DQ	Ast	TO	Blk	Stl	Pts-Avg
2006-07	29-0	291-10.0	32-73	.438	21-43	.488	15-27	.556	16-44	60-2.1	39-0	3	19	6	3	100-3.4
ACC	13-0	113-8.7	15-32	.469	11-19	.579	8-13	.615	7-20	27-2.1	20-0	0	9	0	1	49-3.8
2007-08	31-3	483-15.6	57-133	.429	31-84	.369	17-24	.708	19-84	103-3.3	62-0	17	21	12	7	162-5.2
ACC	16-2	256-16.0	32-75	.427	18-45	.400	9-14	.643	14-44	58-3.6	26-0	11	11	3	4	91-5.7
2008-09	28-4	518-18.5	73-165	.442	31-77	.403	30-44	.682	33-73	106-3.8	62-1	20	31	15	16	207-7.4
ACC	16-1	318-19.9	43-99	.434	20-48	.417	14-19	.737	19-38	57-3.6	40-1	14	20	9	9	120-7.5
2009-10	0-0															
ACC																
CAREER	88-7	1292-14.7	162-371	.437	83-204	.407	62-95	.653	68-201	269-3.1	163-1	40	71	33	26	469-5.3
ACC	45-3	687-15.3	90-206	.437	49-112	.438	31-46	.674	40-102	142-3.2	86-1	25	40	12	14	260-5.8



SAMMY ZEGLINSKI

#13

So. • G • 6-0 • 182 • Philadelphia, Pa. • The William Penn Charter School

2009-10 SEASON:

- Had 14 points and tied a career-high with six rebounds vs. Longwood
- Had 12 points vs. Rider

SINGLE GAME BESTS

POINTS

Season: 14 vs. Longwood (11/13/09)
 Career: 24 vs. Liberty (11/25/08)
 ACC: 15 vs. Clemson (2/15/09)

REBOUNDS

Season: 6 vs. Longwood (11/13/09)
 Career: 6 at GT (12/28/08), vs. Longwood (11/13/09)
 ACC: 6 at Georgia Tech (12/28/08)

FG MADE

Season: 5 vs. Longwood (11/13/09)
 Career: 8 vs. Liberty (11/25/08)
 ACC: 6 vs. Clemson (2/15/09)

FG ATTEMPTS

Season: 10 vs. Longwood (11/13/09)
 Career: 14 vs. Auburn (12/20/08)
 ACC: 11 at North Carolina (2/7/09)

3 PT FG MADE

Season: 4 vs. Longwood (11/13/09)
 Career: 6 vs. Liberty (11/25/08)
 ACC: 3 at GT (12/28/08), vs. Clemson (2/15/09)

3 PT FG ATTEMPTS

Season: 7 vs. Longwood (11/13/09)
 Career: 10 vs. Liberty (11/25/08)
 ACC: 9 at Georgia Tech (12/28/08)

FT MADE

Season: 2 vs. Rider (11/19/09)
 Career: 4 vs. USF (11/19/08), vs. FSU (1/24/09)
 ACC: 4 vs. Florida State (1/24/09)

FT ATTEMPTS

Season: 4 vs. Rider (11/19/09)
 Career: 8 vs. Florida State (1/24/09)
 ACC: 8 vs. Florida State (1/24/09)

ASSISTS

Season: 4 vs. Longwood (11/13/09)
 Career: 8 at Virginia Tech (1/10/09)
 ACC: 8 at Virginia Tech (1/10/09)

TURNOVERS

Season: 5 vs. Longwood (11/13/09)
 Career: 6 vs. Clemson (2/15/09)
 ACC: 6 vs. Clemson (2/15/09)

BLOCKS

Season: 1 at USF (11/16/09)
 Career: 1 on four occasions
 ACC: --

STEALS

Season: 2 at USF (11/16/09)
 Career: 5 vs. Florida State (1/24/09)
 ACC: 5 vs. Florida State (1/24/09)

MINUTES

Season: 37 vs. Longwood (11/13/09)
 Career: 39 at Georgia Tech (12/28/08)
 ACC: 39 at Georgia Tech (12/28/08)

2009-10 GAME-BY-GAME:

Opponent	GP-GS	FG-FGA	3FG-3FGA	FT-FTA	Off-Def	Total	A	TO	Blk	Stl	PF	Min	Pts
Longwood	1-1	5-10	4-7	0-2	0-6	6	4	5	0	1	3	37	14
at USF	2-2	1-4	0-1	0-0	0-0	0	2	2	1	2	4	24	2
Rider	3-3	4-5	2-2	2-4	0-4	4	2	1	0	1	1	25	12

CAREER STATISTICS

Year	G-GS	Min-Avg.	FG-FGA	Pct.	3FG-3FGA	Pct.	FT-FTA	Pct.	Off-Def.	Reb-Avg.	PF-DQ	Ast	TO	Blk	Stl	Pts-Avg
2007-08	8-0	62-7.8	3-12	.250	1-7	.143	0-2	.000	3-6	9-1.1	8-0	15	9	1	3	7-0.9
ACC	0-0															
2008-09	28-15	669-23.9	82-213	.385	33-105	.314	20-35	.571	9-57	66-2.4	68-2	84	70	2	36	217-7.8
ACC	16-7	362-22.6	32-101	.317	12-56	.214	6-16	.375	6-27	33-2.1	33-0	44	37	0	18	82-5.1
2009-10	3-3	86-28.7	10-19	.526	6-10	.600	2-6	.333	0-10	10-3.3	8-0	8	8	1	4	28-9.3
ACC																
CAREER	39-18	817-20.9	95-244	.389	40-122	.328	22-43	.512	12-73	85-2.2	84-2	107	87	4	43	252-6.5
ACC	16-7	362-22.6	32-101	.317	12-56	.214	6-16	.375	6-27	33-2.1	33-0	44	37	0	18	82-5.1

Official Basketball Box Score -- Game Totals -- Final Statistics

Longwood vs Virginia

11/13/09 7 p.m. at Charlottesville, Va. (JPJA)

Longwood 72 • 0-1

##	Player	f	Total		3-Ptr	Rebounds			PF	TP	A	TO	Blk	Stl	Min
			FG-FGA	FG-FGA	FT-FTA	Off	Def	Tot							
12	Robinson Jr., Billy	f	6-8	0-0	1-2	1	4	5	3	13	1	0	0	3	20
22	Smith, Dana	f	2-10	0-3	1-3	0	5	5	3	5	1	4	0	0	30
01	Dawson, E.J.	g	4-7	2-3	0-0	0	3	3	3	10	5	0	0	1	31
20	Mitchell, Aaron	g	1-5	1-3	0-0	0	1	1	4	3	2	1	1	0	26
24	Swecker, Kevin	g	4-11	2-5	0-0	0	0	0	2	10	0	0	0	2	29
04	Carter, Antwan		8-10	0-0	2-3	0	1	1	3	18	0	2	0	3	24
05	Washington, Martiz		4-9	3-7	0-0	0	1	1	0	11	3	3	0	0	24
11	Gee II, Earl		0-0	0-0	2-2	1	2	3	0	2	0	0	0	0	10
15	Persaud, Ian		0-0	0-0	0-0	0	0	0	0	0	0	1	0	0	2
33	van der Kooij, Jan		0-1	0-1	0-0	0	0	0	1	0	0	0	0	0	4
Team						1	1	2							
Totals			29-61	8-22	6-10	3	18	21	19	72	12	11	1	9	200

FG % 1st Half: 12-30 40.0% 2nd half: 17-31 54.8% Game: 29-61 47.5% Deadball
 3FG % 1st Half: 2-12 16.7% 2nd half: 6-10 60.0% Game: 8-22 36.4% Rebounds
 FT % 1st Half: 1-1 100.0% 2nd half: 5-9 55.6% Game: 6-10 60.0% 2

Virginia 85 • 1-0

##	Player	f	Total		3-Ptr	Rebounds			PF	TP	A	TO	Blk	Stl	Min
			FG-FGA	FG-FGA	FT-FTA	Off	Def	Tot							
32	Mike Scott	f	5-8	0-0	2-2	3	10	13	3	12	0	1	2	1	31
02	Mustapha Farrakhan	g	5-8	1-4	6-6	0	5	5	2	17	4	3	0	1	31
13	Sammy Zeglinski	g	5-10	4-7	0-2	0	6	6	3	14	4	5	0	1	37
15	Sylvan Landesberg	g	8-13	1-1	6-8	1	5	6	2	23	4	3	0	1	34
23	Jeff Jones	g	3-6	0-2	4-4	0	1	1	0	10	1	1	0	1	24
01	Jontel Evans		2-2	0-0	0-0	0	2	2	3	4	1	3	0	1	20
24	Tristan Spurlock		0-1	0-0	0-0	0	0	0	1	0	0	0	0	0	3
55	Jerome Meyinsse		2-2	0-0	1-2	1	1	2	0	5	0	0	0	0	20
Team						0	1	1							
Totals			30-50	6-14	19-24	5	31	36	14	85	14	16	2	6	200

FG % 1st Half: 17-29 58.6% 2nd half: 13-21 61.9% Game: 30-50 60.0% Deadball
 3FG % 1st Half: 5-9 55.6% 2nd half: 1-5 20.0% Game: 6-14 42.9% Rebounds
 FT % 1st Half: 10-13 76.9% 2nd half: 9-11 81.8% Game: 19-24 79.2% 2

Officials: Freddie Williams, Jose Carrion, Tim Comer

Technical fouls: Longwood-None. Virginia-None.

Attendance: 10787

Score by periods	1st	2nd	Total
Longwood	27	45	72
Virginia	49	36	85

Official Basketball Box Score -- Game Totals -- Final Statistics

Virginia vs USF

11/16/09 7:45 p.m. at Tampa, Fla. (Sun Dome)

Virginia 49 • 1-1

#	Player		Total		3-Ptr	Rebounds			PF	TP	A	TO	Blk	Stl	Min
			FG-FGA	FG-FGA	FT-FTA	Off	Def	Tot							
32	Mike Scott	f	4-9	0-0	1-2	1	4	5	5	9	0	0	0	0	16
02	Mustapha Farrakhan	g	1-9	0-2	1-1	0	1	1	1	3	2	1	0	0	29
13	Sammy Zeglinski	g	1-4	0-1	0-0	0	0	0	4	2	2	2	1	2	24
15	Sylvan Landesberg	g	5-14	0-1	4-4	1	1	2	1	14	2	0	0	0	33
23	Jeff Jones	g	3-10	1-7	0-0	1	4	5	0	7	0	0	0	1	28
01	Jontel Evans		1-1	0-0	0-0	0	0	0	1	2	0	4	0	1	13
04	Calvin Baker		2-4	1-1	0-0	1	1	2	2	5	1	0	0	0	15
22	Will Sherrill		0-0	0-0	2-2	0	1	1	0	2	0	0	0	0	4
24	Tristan Spurlock		0-0	0-0	1-2	1	0	1	0	1	0	2	0	0	9
45	Solomon Tat		0-0	0-0	0-0	0	0	0	0	0	0	0	0	0	2
55	Jerome Meyinsse		0-1	0-0	4-6	2	2	4	3	4	0	0	0	1	27
Team						2	1	3							
Totals			17-52	2-12	13-17	9	15	24	17	49	7	9	1	5	200

FG % 1st Half: 11-30 36.7% 2nd half: 6-22 27.3% Game: 17-52 32.7%
 3FG % 1st Half: 0-5 0.0% 2nd half: 2-7 28.6% Game: 2-12 16.7%
 FT % 1st Half: 5-7 71.4% 2nd half: 8-10 80.0% Game: 13-17 76.5%

Deadball
Rebounds
3

USF 66 • 2-0

#	Player		Total		3-Ptr	Rebounds			PF	TP	A	TO	Blk	Stl	Min
			FG-FGA	FG-FGA	FT-FTA	Off	Def	Tot							
24	GILCHRIST, Augustus	f	5-9	1-1	7-7	3	5	8	4	18	3	6	3	0	34
31	FAMOUS, Jarrid	f	4-4	0-0	4-7	1	7	8	4	12	2	1	1	0	30
03	HOWARD, Chris	g	1-4	0-1	0-0	2	1	3	2	2	1	2	0	0	30
20	JONES, Dominique	g	10-18	1-4	1-1	1	6	7	3	22	4	1	0	4	38
33	MERCER, Mike	g	1-3	0-1	1-2	0	4	4	0	3	0	2	0	0	23
04	DUMARS, Jordan		0-1	0-1	0-0	0	0	0	1	0	0	0	0	0	1
05	LEEMOW, Justin		3-4	3-3	0-1	0	2	2	0	9	1	0	0	1	28
13	KARDOK, Ryan		0-0	0-0	0-0	0	0	0	0	0	0	0	0	0	1
22	NORIEGA, Shaun		0-0	0-0	0-0	0	0	0	0	0	0	0	0	0	2
23	BURWELL, Mike		0-1	0-0	0-0	0	0	0	0	0	0	0	0	0	1
32	FITZPATRICK, Toarlyn		0-1	0-0	0-0	0	1	1	3	0	0	1	0	1	12
Team						1	1	2				1			
Totals			24-45	5-11	13-18	8	27	35	17	66	11	14	4	6	200

FG % 1st Half: 12-22 54.5% 2nd half: 12-23 52.2% Game: 24-45 53.3%
 3FG % 1st Half: 2-6 33.3% 2nd half: 3-5 60.0% Game: 5-11 45.5%
 FT % 1st Half: 5-8 62.5% 2nd half: 8-10 80.0% Game: 13-18 72.2%

Deadball
Rebounds
3

Officials: Mike Stuart, Earlt Walton, James Breeding

Technical fouls: Virginia-None. USF-None.

Attendance: 4193

Score by periods	1st	2nd	Total
Virginia	27	22	49
USF	31	35	66

Official Basketball Box Score -- Game Totals -- Final Statistics

Rider vs Virginia

11/19/09 7 p.m. at Charlottesville, Va (JPJA)

Rider 46 • 2-1

#	Player	f/g	Total		3-Ptr		Rebounds			PF	TP	A	TO	Blk	Stl	Min
			FG-FGA	FT-FTA	FG-FGA	FT-FTA	Off	Def	Tot							
02	Ringgold, Mike	f	4-12	0-2	0-0	0-0	1	1	2	3	8	1	2	2	0	34
23	Gadson, Novar	f	1-4	0-0	1-2	0-0	1	3	4	3	3	1	2	1	0	17
25	Jackson, Jermaine	f	1-1	0-0	0-0	0-0	0	1	1	1	2	0	1	0	0	11
05	Thompson, Ryan	g	3-7	2-6	1-4	2-6	0	0	0	2	9	1	3	1	1	30
15	Robinson, Justin	g	2-6	0-0	1-4	0-0	0	2	2	3	5	2	2	0	1	25
03	Youngblood, Jhamar		2-6	0-0	1-3	0-0	0	2	2	2	5	2	2	0	0	22
10	Johnson, Carl		0-0	1-2	0-0	1-2	0	0	0	0	1	0	0	0	0	5
12	Thompson, Jonathon		0-3	0-0	0-2	0-0	0	2	2	1	0	3	0	1	0	19
14	Mansell, Patrick		1-3	0-0	1-3	0-0	0	0	0	0	3	0	0	0	0	13
21	Nd-Ezuma, Dera		0-2	0-0	0-0	0-0	1	1	2	0	0	0	0	0	1	1
31	Penn, Brandon		3-7	2-2	2-5	2-2	2	5	7	1	10	0	2	0	0	21
33	Myers, Robbie		0-0	0-0	0-0	0-0	0	0	0	0	0	0	0	0	0	2
Team							2	3	5							
Totals			17-51	5-12	7-23	0-0	7	20	27	16	46	10	14	5	3	200

FG % 1st Half: 9-21 42.9% 2nd half: 8-30 26.7% Game: 17-51 33.3% Deadball Rebounds 3
 3FG % 1st Half: 2-10 20.0% 2nd half: 5-13 38.5% Game: 7-23 30.4%
 FT % 1st Half: 2-4 50.0% 2nd half: 3-8 37.5% Game: 5-12 41.7%

Virginia 79 • 2-1

#	Player	f/g	Total		3-Ptr		Rebounds			PF	TP	A	TO	Blk	Stl	Min
			FG-FGA	FT-FTA	FG-FGA	FT-FTA	Off	Def	Tot							
32	Mike Scott	f	8-9	1-2	0-0	1-2	3	6	9	1	17	3	1	0	0	28
55	Jerome Meyinsse	f	1-3	2-3	0-0	2-3	1	1	2	3	4	2	1	2	0	22
02	Mustapha Farrakhan	g	2-6	2-2	2-5	2-2	0	1	1	1	8	2	1	0	1	22
13	Sammy Zeglinski	g	4-5	2-4	2-2	2-4	0	4	4	1	12	2	1	0	1	25
15	Sylden Landesberg	g	4-8	2-2	0-0	2-2	2	2	4	2	10	1	1	0	0	20
00	Doug Browman		0-0	0-0	0-0	0-0	0	0	0	0	0	0	0	0	0	1
01	Jontel Evans		0-0	0-0	0-0	0-0	0	1	1	0	0	2	1	0	0	11
04	Calvin Baker		2-5	4-4	0-1	4-4	0	2	2	2	8	2	2	0	1	18
10	Tom Jonke		0-0	0-0	0-0	0-0	0	1	1	0	0	0	0	0	0	3
11	Thomas Kody		0-2	0-0	0-0	0-0	1	0	1	1	0	0	0	0	0	3
22	Will Sherrill		1-4	0-0	0-0	0-0	2	4	6	1	2	1	2	0	1	16
23	Jeff Jones		4-7	1-1	2-5	1-1	0	1	1	0	11	0	0	1	1	19
24	Tristan Spurlock		1-4	0-0	1-3	0-0	0	2	2	2	3	0	0	0	0	8
45	Solomon Tat		2-3	0-1	0-0	0-1	1	3	4	0	4	0	0	0	0	4
Team							1	3	4							
Totals			29-56	14-19	7-16	0-0	11	31	42	14	79	15	10	3	5	200

FG % 1st Half: 14-25 56.0% 2nd half: 15-31 48.4% Game: 29-56 51.8% Deadball Rebounds 1
 3FG % 1st Half: 3-9 33.3% 2nd half: 4-7 57.1% Game: 7-16 43.8%
 FT % 1st Half: 5-9 55.6% 2nd half: 9-10 90.0% Game: 14-19 73.7%

Officials: Sean Hull (R), Ray Perone, Jeff Nichols

Technical fouls: Rider-None. Virginia-None.

Attendance: 8061

Home Site Game of the 2009 Cancun Challenge

Score by periods	1st	2nd	Total
Rider	22	24	46
Virginia	36	43	79

The Automated ScoreBook
Virginia Season Schedule/Results & Leaders (as of Nov 19, 2009)
All games

RECORD:	OVERALL	HOME	AWAY	NEUTRAL
ALL GAMES	2-1	2-0	0-1	0-0
CONFERENCE	0-0	0-0	0-0	0-0
NON-CONFERENCE	2-1	2-0	0-1	0-0

Date	Opponent	Score	Att. High Points	High Rebounds
11/13/09	LONGWOOD	W 85-72	10787 (23)Sylvn Landesberg	(13)Mike Scott
11/16/09	at USF	L 49-66	4193 (14)Sylvn Landesberg	(5)Mike Scott (5)Jeff Jones
11/19/09	RIDER	W 79-46	8061 (17)Mike Scott	(9)Mike Scott

* - Conference game

Attendance Summary	Games	Attend	Avg/Game
Home	2	18848	9424
Away	1	4193	4193
Neutral	0	0	0
Total	3	23041	7680

The Automated ScoreBook
Virginia Points-Rebounds-Assists (as of Nov 19, 2009)
All games

Opponent	Date	Score		00 BROWMAN,D	01 EVANS,JONT	02 FARRAKHAN	04 BAKER,CALV	10 JONKE,TOM	11 KODY,THOMA	13 ZEGLINSKI,
LONGWOOD	11/13/09	85-72	w	DNP	4-2-1	17-5-4	DNP	DNP	DNP	14-6-4
at USF	11/16/09	49-66	L	DNP	2-0-0	3-1-2	5-2-1	DNP	DNP	2-0-2
RIDER	11/19/09	79-46	w	0-0-0	0-1-2	8-1-2	8-2-2	0-1-0	0-1-0	12-4-2

Opponent	Date	Score		15 LANDESBER	22 SHERRILL,W	23 JONES,JEFF	24 SPURLOCK,T	32 SCOTT,MIKE	45 TAT,SOLOMO	55 MEYINSSE,J
LONGWOOD	11/13/09	85-72	w	23-6-4	DNP	10-1-1	0-0-0	12-13-0	DNP	5-2-0
at USF	11/16/09	49-66	L	14-2-2	2-1-0	7-5-0	1-1-0	9-5-0	0-0-0	4-4-0
RIDER	11/19/09	79-46	w	10-4-1	2-6-1	11-1-0	3-2-0	17-9-3	4-4-0	4-2-2

The Automated ScoreBook
Virginia Team Game-by-Game Comparison (as of Nov 19, 2009)
All games

Opponent	1st	2nd	Score	Mar	Total FG	FG Pct	3-Pointers	3FG Pct	Free Throws	FT Pct	Rebounds	Assist	T/Over	Block	Steal	Fouls
LONGWOOD	49/27	36/45	85-72	+13	30-50/29-61	.600/.475	6-14/8-22	.429/.364	19-24/6-10	.792/.600	36/21 +15	14/12	16/11	2/1	6/9	14/19
USF	27/31	22/35	49-66	(17)	17-52/24-45	.327/.533	2-12/5-11	.167/.455	13-17/13-18	.765/.722	24/35 (11)	7/11	9/14	1/4	5/6	17/17
RIDER	36/22	43/24	79-46	+33	29-56/17-51	.518/.333	7-16/7-23	.438/.304	14-19/5-12	.737/.417	42/27 +15	15/10	10/14	3/5	5/3	14/16

Note: Game totals are displayed in the format TEAM/OPPONENT for each category

The Automated ScoreBook
Virginia Game-by-Game Highs (as of Nov 19, 2009)
All games

Opponent	Date	Score	Points	Rebounds	Assists	Steals	Blocked shots
LONGWOOD	11/13/09	85-72	23-Sylvan Landesberg	13-Mike Scott	4-Sylvan Landesberg Mustapha Farrakhan Sammy Zeglinski	1-Mike Scott Jontel Evans Jeff Jones Sylvan Landesberg Mustapha Farrakhan Sammy Zeglinski	2-Mike Scott
at USF	11/16/09	49-66	14-Sylvan Landesberg	5-Jeff Jones Mike Scott	2-Sammy Zeglinski Mustapha Farrakhan Sylvan Landesberg	2-Sammy Zeglinski	1-Sammy Zeglinski
RIDER	11/19/09	79-46	17-Mike Scott	9-Mike Scott	3-Mike Scott	1-Calvin Baker Jeff Jones Will Sherrill Sammy Zeglinski Mustapha Farrakhan	2-Jerome Meynsse

The Automated ScoreBook
Virginia Team Game-by-Game (as of Nov 19, 2009)
All games

TEAM STATISTICS

Opponent	Date	Score		Total		3-Pointers		Free throws		Rebounds				pf	a	t/o	blk	stl	pts	avg
				fg-fga	pct	3fg-fga	pct	ft-fta	pct	off	def	tot	avg							
LONGWOOD	11/13/09	85-72	W	30-50	.600	6-14	.429	19-24	.792	5	31	36	36.0	14	14	16	2	6	85	85.0
at USF	11/16/09	49-66	L	17-52	.327	2-12	.167	13-17	.765	9	15	24	30.0	17	7	9	1	5	49	67.0
RIDER	11/19/09	79-46	W	29-56	.518	7-16	.438	14-19	.737	11	31	42	34.0	14	15	10	3	5	79	71.0
Virginia		213		76-158	.481	15-42	.357	46-60	.767	25	77	102	34.0	45	36	35	6	16	213	71.0
Opponents		184		70-157	.446	20-56	.357	24-40	.600	18	65	83	27.7	52	33	39	10	18	184	61.3

Games played: 3
Points/game: 71.0
FG Pct: 48.1
3FG Pct: 35.7
FT Pct: 76.7

Rebounds/game: 34.0
Assists/game: 12.0
Turnovers/game: 11.7
Assist/turnover ratio: 1.0
Steals/game: 5.3
Blocks/game: 2.0

The Automated ScoreBook
Virginia Overall Team Statistics (as of Nov 19, 2009)
All games

TEAM STATISTICS	VA	OPP
SCORING	213	184
Points per game	71.0	61.3
Scoring margin	+9.7	-
FIELD GOALS-ATT	76-158	70-157
Field goal pct	.481	.446
3 POINT FG-ATT	15-42	20-56
3-point FG pct	.357	.357
3-pt FG made per game	5.0	6.7
FREE THROWS-ATT	46-60	24-40
Free throw pct	.767	.600
F-Throws made per game	15.3	8.0
REBOUNDS	102	83
Rebounds per game	34.0	27.7
Rebounding margin	+6.3	-
ASSISTS	36	33
Assists per game	12.0	11.0
TURNOVERS	35	39
Turnovers per game	11.7	13.0
Turnover margin	+1.3	-
Assist/turnover ratio	1.0	0.8
STEALS	16	18
Steals per game	5.3	6.0
BLOCKS	6	10
Blocks per game	2.0	3.3
WINNING STREAK	1	-
Home win streak	2	-
ATTENDANCE	18848	4193
Home games-Avg/Game	2-9424	1-4193
Neutral site-Avg/Game	-	0-0

Score by Periods	1st	2nd	Totals
Virginia	112	101	213
Opponents	80	104	184

The Automated ScoreBook
Virginia Season Box Score (as of Nov 19, 2009)
All games

RECORD:	OVERALL	HOME	AWAY	NEUTRAL
ALL GAMES	2-1	2-0	0-1	0-0
CONFERENCE	0-0	0-0	0-0	0-0
NON-CONFERENCE	2-1	2-0	0-1	0-0

#	Player	gp-gs	min	avg	Total			3-Point		F-Throw		Rebounds				pf	dq	a	to	blk	stl	pts	avg
					fg-fga	fg%	3fg-fga	3fg%	ft-fa	ft%	off	def	tot	avg									
15	Sylven Landesberg	3-3	87	29.0	17-35	.486	1-2	.500	12-14	.857	4	8	12	4.0	5	0	7	4	0	1	47	15.7	
32	Mike Scott	3-3	75	25.0	17-26	.654	0-0	.000	4-6	.667	7	20	27	9.0	9	1	3	2	2	1	38	12.7	
13	Sammy Zeglinski	3-3	86	28.7	10-19	.526	6-10	.600	2-6	.333	0	10	10	3.3	8	0	8	8	1	4	28	9.3	
02	Mustapha Farrakhan	3-3	82	27.3	8-23	.348	3-11	.273	9-9	1.000	0	7	7	2.3	4	0	8	5	0	2	28	9.3	
23	Jeff Jones	3-2	71	23.7	10-23	.435	3-14	.214	5-5	1.000	1	6	7	2.3	0	0	1	1	1	3	28	9.3	
04	Calvin Baker	2-0	33	16.5	4-9	.444	1-2	.500	4-4	1.000	1	3	4	2.0	4	0	3	2	0	1	13	6.5	
55	Jerome Meyinsse	3-1	69	23.0	3-6	.500	0-0	.000	7-11	.636	4	4	8	2.7	6	0	2	1	2	1	13	4.3	
22	Will Sherrill	2-0	20	10.0	1-4	.250	0-0	.000	2-2	1.000	2	5	7	3.5	1	0	1	2	0	1	4	2.0	
45	Solomon Tat	2-0	6	3.0	2-3	.667	0-0	.000	0-1	.000	1	3	4	2.0	0	0	0	0	0	0	4	2.0	
01	Jontel Evans	3-0	44	14.7	3-3	1.000	0-0	.000	0-0	.000	0	3	3	1.0	4	0	3	8	0	2	6	2.0	
24	Tristan Spurlock	3-0	20	6.7	1-5	.200	1-3	.333	1-2	.500	1	2	3	1.0	3	0	0	2	0	0	4	1.3	
00	Doug Browman	1-0	1	1.0	0-0	.000	0-0	.000	0-0	.000	0	0	0	0.0	0	0	0	0	0	0	0	0.0	
10	Tom Jonke	1-0	3	3.0	0-0	.000	0-0	.000	0-0	.000	0	1	1	1.0	0	0	0	0	0	0	0	0.0	
11	Thomas Kody	1-0	3	3.0	0-2	.000	0-0	.000	0-0	.000	1	0	1	1.0	1	0	0	0	0	0	0	0.0	
	Team										3	5	8										
	Total.....	3	600		76-158	.481	15-42	.357	46-60	.767	25	77	102	34.0	45	1	36	35	6	16	213	71.0	
	Opponents.....	3	600		70-157	.446	20-56	.357	24-40	.600	18	65	83	27.7	52	-	33	39	10	18	184	61.3	

Score by Periods	1st	2nd	Totals
Virginia	112	101	213
Opponents	80	104	184