

# VIRGINIA

## 2009-10 Men's Basketball Game Notes



### Virginia Cavaliers

13-6 (4-2 ACC)

VS.



### NC State Wolfpack

14-8 (2-5 ACC)

**Game #20**  
**February 3**  
**John Paul Jones Arena**  
**Charlottesville, Va.**

- **Television:** ESPNU  
(Dan McLaughlin, Tim Welsh)
- **Radio:** Virginia Sports Network  
(Dave Koehn and Cory Alexander)

### 2009-10 SCHEDULE/RESULTS

<b>11/13</b>	<b>LONGWOOD</b>		<b>W 85-72</b>
11/16	at USF	BHSN	L 49-66
<b>11/19</b>	<b>RIDER</b> (Cancun Challenge)		<b>W 79-46</b>
<b>11/21</b>	<b>ORAL ROBERTS</b> (Cancun Challenge)		<b>W 76-55</b>
11/24	vs. Stanford #	CBS CS	L 52-57
11/25	vs. Cleveland State #	CBS CS	W 76-65
<b>11/30</b>	<b>PENN STATE</b> ^	<b>ESPN2</b>	<b>L 66-69</b>
12/7	at Auburn	CSN+/CSS	L 67-68
<b>12/19</b>	<b>UNC WILMINGTON</b>	<b>CSN</b>	<b>ppd.</b>
<b>12/21</b>	<b>NJIT</b>		<b>W 68-37</b>
<b>12/23</b>	<b>HAMPTON</b>		<b>W 80-54</b>
<b>12/30</b>	<b>#24 UAB</b>		<b>W 72-63</b>
<b>1/5</b>	<b>TEXAS-PAN AMERICAN</b>		<b>W 72-53</b>
1/9	at NC State *	Raycom	W 70-62
<b>1/13</b>	<b>#20 GEORGIA TECH *</b>		<b>W 82-75</b>
<b>1/16</b>	<b>#23 MIAMI *</b>	<b>ESPNU</b>	<b>W 75-57</b>
<b>1/18</b>	<b>UNC WILMINGTON</b>		<b>W 69-67</b>
1/23	at Wake Forest *	Raycom	L 57-69
<b>1/28</b>	<b>VIRGINIA TECH *</b>	<b>CSN</b>	<b>L 71-76 (ot)</b>
1/31	at North Carolina *	FSN	W 75-60
<b>2/3</b>	<b>NC STATE *</b>	<b>ESPNU</b>	<b>7:00 pm</b>
<b>2/6</b>	<b>WAKE FOREST *</b>	<b>Raycom</b>	<b>12:00 pm</b>
2/10	at Maryland *	ESPNU	7:00 pm
2/13	at Virginia Tech *	Raycom (Split)	8:00 pm
<b>2/17</b>	<b>FLORIDA STATE *</b>	<b>ESPNU</b>	<b>7:00 pm</b>
2/20	at Clemson *	RSN	4:00 pm
2/23	at Miami *	RSN	7:00 pm
<b>2/28</b>	<b>DUKE *</b>	<b>FSN</b>	<b>7:45 pm</b>
3/3	at Boston College *	ESPNU	9:00 pm
<b>3/6</b>	<b>MARYLAND *</b>	<b>Raycom</b>	<b>1:30 pm</b>
3-11-14	at ACC Tournament (Greensboro, N.C.)		

All Times are ET and subject to change

# Cancun Challenge (Moon Palace Resort, Cancun, Mexico)

^ Big Ten/ACC Challenge

\* ACC Game

BHSN Bright House Sports Network (also on ESPN360 and Full Court)

CBS CS CBS College Sports

CSN Comcast SportsNet

CSN+ Comcast SportsNet Plus

CSS Comcast/Charter Sports Southeast

FSN Fox Sports Net (ACC Sunday Night Hoops)

RSN Regional Sports Networks

### TONIGHT'S GAME:

- Virginia looks for a season sweep of NC State as it hosts the Wolfpack
- The Cavaliers are looking to improve to 5-2 in the ACC

### SERIES HISTORY:

- NCSU leads series 80-55 (UVa leads 33-23 in Charlottesville, 2-0 at JPJA)
- Virginia won the first meeting this season, 70-62 at the RBC Center
- The Cavaliers have won four of the last five regular season meetings

### THE FIRST MEETING:

- In the ACC opener for UVa, the Cavaliers won 70-62 at NC State on Jan. 9
- Virginia rallied from down 10 points in the second half
- The Cavaliers shot 19-20 from the line, making their last 17 free throws
- Sylvan Landesberg led Virginia with 23 points

### LAST TIME OUT:

- UVa snapped its two-game losing streak with a 75-60 win at North Carolina
- The Cavaliers never trailed in the game
- Virginia used an 18-0 run early in the second half to take a 21-point lead
- Sylvan Landesberg led Virginia with a season-high 29 points

### HISTORIC NIGHT IN THE DEAN DOME:

- Virginia set several marks in its 75-60 win at North Carolina on Sunday
- The 15-point margin was UVa's largest ever in Chapel Hill
- It was the most lopsided home loss of the Roy Williams era at UNC
- Most lopsided home loss by a reigning national champion since Pittsburgh won 66-45 at Syracuse in 2003-04

### POSSIBLE STARTING LINEUP

<b>G</b>	<b>1</b>	<b>Jontel Evans</b>	<b>Fr.</b>	<b>2.8 ppg</b>	<b>1.5 rbg</b>	<b>2.2 apg</b>
• Had a career-high six assists at North Carolina on Sunday						
<b>G</b>	<b>13</b>	<b>Sammy Zeglinski</b>	<b>So.</b>	<b>10.5 ppg</b>	<b>3.7 rbg</b>	<b>2.9 apg</b>
• 46.9% (45-96) from 3-point range this season leads the ACC						
<b>G</b>	<b>15</b>	<b>Sylvan Landesberg</b>	<b>So.</b>	<b>18.2 ppg</b>	<b>5.1 rbg</b>	<b>2.6 apg</b>
• Only ACC player to score in double figures every game this season						
<b>F</b>	<b>32</b>	<b>Mike Scott</b>	<b>Jr.</b>	<b>13.1 ppg</b>	<b>7.1 rbg</b>	<b>1.4 apg</b>
• Has 13 career double-doubles						
<b>F</b>	<b>55</b>	<b>Jerome Meyinsse</b>	<b>Sr.</b>	<b>4.9 ppg</b>	<b>3.9 rbg</b>	<b>0.8 blk</b>
• Averaging 7.6 ppg over the last seven games, including a career-high 14 pts vs. UNCW						

Virginia Athletics Media Relations • 154 John Paul Jones Arena, PO Box 400853, Charlottesville, VA 22904 • Office: (434) 982-5500 • Fax: (434) 982-5525

**Rich Murray** (Primary Men's Basketball Contact)  
**Steve Kirkland** (Secondary Men's Basketball Contact)

Office: (434) 982-5530  
Office: (434) 982-5535

Cell: (434) 981-4942  
Cell: (434) 825-5241

Email: rmurray@virginia.edu  
Email: skirkland@virginia.edu

### **ASSOCIATED PRESS POLL (2/1)**

1.	Kansas	20-1
2.	Villanova	19-1
3.	Syracuse	21-1
4.	Kentucky	20-1
5.	Michigan State	19-3
6.	West Virginia	17-3
7.	Georgetown	16-4
8.	Purdue	18-3
9.	Texas	18-3
10.	Kansas State	17-4
	<b>Duke</b>	<b>17-4</b>
12.	BYU	21-2
13.	Ohio State	16-6
14.	Tennessee	16-4
15.	New Mexico	20-3
16.	Wisconsin	16-5
17.	Gonzaga	17-4
18.	Vanderbilt	16-4
19.	Temple	18-4
20.	Baylor	16-4
<b>21.</b>	<b>Georgia Tech</b>	<b>16-5</b>
22.	Pittsburgh	16-5
23.	Butler	18-4
24.	Northern Iowa	19-2
25.	Mississippi	16-5

Receiving Votes: **Florida State**, Cornell, **UAB**, **Wake Forest**, Xavier, Siena, Rhode Island, UNLV, **Clemson**, Missouri, Charlotte, Marquette, Saint Mary's, UTEP, Wichita State, Oklahoma State, **Maryland**, George Mason.

### **ESPN/USA TODAY COACHES POLL (2/1)**

1.	Kansas	20-1
2.	Villanova	19-1
3.	Kentucky	20-1
4.	Syracuse	21-1
5.	Michigan State	19-3
6.	West Virginia	17-3
7.	Purdue	18-3
8.	Georgetown	16-4
<b>9.</b>	<b>Duke</b>	<b>17-4</b>
10.	Texas	18-3
11.	Kansas State	17-4
12.	BYU	21-2
13.	Gonzaga	17-4
14.	Tennessee	16-4
15.	Butler	18-4
16.	Wisconsin	16-5
17.	Temple	18-4
18.	Ohio State	16-6
<b>19.</b>	<b>Georgia Tech</b>	<b>16-5</b>
20.	Vanderbilt	16-4
21.	Pittsburgh	16-5
22.	Northern Iowa	19-2
23.	New Mexico	20-3
24.	Baylor	16-4
25.	Cornell	18-3

Receiving Votes: Mississippi, **Clemson**, **Florida State**., Missouri, **UAB**, Saint Mary's, Xavier, Rhode Island, UNLV, Siena, Connecticut, **Maryland**, Louisiana Tech, **Virginia Tech**, Tulsa, California, Oklahoma State.

2009-10 opponents in bold

### **BIG WINS, CLOSE LOSSES:**

- Nine of Virginia's 13 wins this season have been by double digits  
(The Cavaliers had just five double-digit wins all of last season)
- Four of Virginia's six losses this season have been by five points or less

### **CAVALIERS SURPASS WIN TOTAL:**

- Through 19 games of the regular season, Virginia has already surpassed its win total of 10 from last season with 13 this season
- UVa has already matched last season's total of four ACC wins

### **LANDESBERG EARNS ACC HONORS:**

- Sylvan Landesberg was named ACC Player of the Week on Monday for his play last week against Virginia Tech and North Carolina
- It is the second time he has been honored this season (Jan. 18)

### **PARTY LIKE IT'S 1995:**

- This season's team accomplished several feats that haven't been done at Virginia since the 1994-95 season
- Virginia's first 3-0 start in the ACC since 1994-95
- UVa was the last unbeaten team in ACC play for the first time since 1994-95
- The last time UVa had three ranked wins 15 games into a season was in 1994-95
- That 1994-95 team included UVa assistant coach Jason Williford, UVa strength and conditioning coach Mike Curtis and UVa radio analyst Cory Alexander

### **THESE CAVS CAN SCORE:**

- To this point in the 2009-10 season, UVa has improved its offense in numerous statistical categories compared to the team's final 2008-09 statistics

<b>A BETTER OFFENSE:</b>				
Category	08-09	09-10	Diff	
Points/Game	70.0	70.6	+0.6	
Field Goal%	41.7	45.5	+3.8	
3-Point%	31.6	39.6	+8.0	
Free Throw%	74.0	74.6	+0.6	
Assists/Game	12.4	13.9	+1.5	

- Virginia has improved its points per game, FG percentage, 3FG percentage, FT percentage, and assists/game from last season
- In conference games this season, Virginia is third in the ACC at 71.7 points per game in conference play

### **TAKING CARE OF THE BALL:**

- Virginia currently ranks 11th nationally in fewest turnovers a game at 10.9 turnovers per game
- Last season, the Cavaliers averaged 14.8 tpg, ranking 242nd nationally
- Virginia has had 10 or fewer turnovers in 10 games this season
- UVa ranks 27th nationally in assist-to-turnover ratio at 1.28
- Last season, UVa ranked 245th nationally with a 0.84 A/T/O ratio

### **THE NEXT SEVEN DAYS**

Thurs. Feb. 4	Fri. Feb. 5	Sat. Feb. 6	Sun. Feb. 7	Mon. Feb. 8	Tues. Feb. 9	Wed. Feb. 10
		<b>GAMEDAY</b>		<b>ACC Teleconference</b> Tony Bennett - noon		<b>GAMEDAY</b>
		Wake Forest 12:00 pm		<b>Radio Show</b> Virginia Sports Network - 7:06 pm		at Maryland 7:00 pm

This is a tentative schedule of media opportunities. The schedule is subject to change.

### 2009-10 VIRGINIA CAVALIERS

No.	Player	Pos.	Yr.	Ht.	Hometown	PPG	RBG	Other	Minutes
0	Doug Browman ( <i>Brow-man</i> ) • Joined the program as a walk-on	G	Fr.	5-11	Midlothian, Va.	0.0	0.3	--	1.8
1	Jontel Evans • Made first career start vs. Miami and had four points, seven rebounds and four assists	G	Fr.	5-11	Hampton, Va.	2.8	1.5	2.2 apg	15.9
2	Mustapha Farrakhan ( <i>Moo-sta-fa Fair-uh-con</i> ) • Tied a career high with 17 points vs. Longwood	G	Jr.	6-4	Harvey, Ill.	6.6	1.8	1.8 apg	20.1
4	Calvin Baker • Has 35 assists this season to just 13 turnovers	G	Sr.	6-2	Newport News, Va.	3.8	1.4	2.2 apg	16.6
5	Assane Sene ( <i>Uh-Sahn Sen</i> ) • Career-high five blocks vs. Hampton	C	So.	7-0	Saint-Louis, Senegal	2.2	4.2	1.1 blk	13.7
10	Tom Jonke ( <i>Yonk-ee</i> ) • Joined the program as a walk-on	G	Sr.	6-0	Commack, N.Y.	0.0	0.5	--	2.5
11	Thomas Kody • Joined the program as a walk-on	G	Fr.	6-3	McLean, Va.	0.0	0.3	0.3 apg	2.0
13	Sammy Zeglinski ( <i>Zuh-glin-ski</i> ) • 46.9% (45-96) from 3-point range this season leads the ACC	G	So.	6-0	Philadelphia, Pa.	10.5	3.7	2.9 apg	29.3
15	Syven Landesberg ( <i>Sill-ven Lan-des-berg</i> ) • Only player in the ACC to score in double figures every game this season	G	So.	6-6	Flushing, N.Y.	18.2	5.1	2.6 apg	31.6
22	Will Sherrill • Career-high 18 points vs. Cleveland State in Cancun	F	Jr.	6-9	New York, N.Y.	3.5	3.4	0.6 apg	16.8
23	Jeff Jones • Shooting 47.4 percent (9-19) from 3-point range in ACC play	G	Jr.	6-4	Chester, Pa.	7.2	1.3	0.3 apg	17.4
24	Tristan Spurlock • 2008-09 Virginia Mr. Basketball by the Roanoke Times	G/F	Fr.	6-8	Woodbridge, Va.	1.9	0.8	0.1 apg	4.2
32	Mike Scott • 13 career double-doubles	F	Jr.	6-8	Chesapeake, Va.	13.1	7.1	1.4 apg	28.6
45	Solomon Tat • Four points and four rebounds vs. Rider	G/F	Sr.	6-5	Jos Plateau, Nigeria	1.1	0.8	--	2.2
55	Jerome Meyinsse ( <i>Me-yin-see</i> ) • Averaging 7.6 ppg over the last seven games, including a career-high 14 pts vs. UNCW	F/C	Sr.	6-9	Baton Rouge, La.	4.9	3.9	0.8 blk	19.4

### BIOS NOT IN THE MEDIA GUIDE

#### #0 DOUG BROWMAN

5-11 • 182 • G • Fr.  
Midlothian, Va. • Montrose Christian School

#### WORTH NOTING

- Lettered three times in basketball at Montrose Christian School and one year at James River High School
- Joined the Virginia program as a walk-on after going through a tryout during the 2009-10 preseason practice period

#### HIGH SCHOOL

- Played one year of basketball and was a starting guard for head coach Joe Amado at James River High School before attending Montrose Christian School
- Lettered three times in basketball for head coach Stu Vetter at Montrose Christian School
- Earned Scholar-Athlete honors
- Inducted into the National Society of High School Scholars in 2008
- Vice-president of the student body as a senior at Montrose Christian School during the 2008-09 academic year

#### PERSONAL

- Douglas Reid Browman, Jr.
- Born April 9, 1991, in Richmond, Va.
- Parents are Barbara and Doug Browman
- Has an older sister, Andrea
- Enjoys golf

#### #10 TOM JONKE

6-0 • 170 • G • Sr.  
Commack, N.Y. • Commack

#### WORTH NOTING

- Honored as the Male Athlete of the Year at Commack High School as a senior in 2005-06
- Earned two letters each in volleyball, basketball and track and field at Commack High School
- Joined the Virginia program as a walk-on after going through a tryout during the 2009-10 preseason practice period

#### AT VIRGINIA

- Served as a men's basketball team manager the last three years

#### HIGH SCHOOL

- Lettered twice in basketball for head coach Mike Schmitz at Commack H.S.
- Earned Academic All-Suffolk County honors twice
- Also lettered twice in volleyball as an outside hitter and twice in track and field as a competitor in the pentathlon
- Two-time All-Division selection in volleyball and the team captain as a senior
- Earned All-League honors in track and field as a junior and All-Division honors as a senior when he was the Division I Pentathlon Champion
- Captain of the track and field team as a senior
- President of the National Honor Society, vice-president of the Boys' Leaders Corps and a member of the Math and Italian honor societies
- Four-year High Honor Roll student
- Earned an International Baccalaureate Diploma

#### PERSONAL

- Thomas John Jonke
- Born Aug. 2, 1988, in Commack, N.Y.
- Parents are Kitty and John Jonke
- Has an older brother, Daniel, and a younger brother, Michael
- Has volunteered for the March of Dimes
- Economics major

### **DOUBLE TIME**

#### **DOUBLE-DOUBLES**

	2009-10	Career
Mike Scott	3	13
Sylvan Landesberg	1	1

#### **DOUBLE-FIGURE SCORING GAMES**

	2009-10	Career
Sylvan Landesberg	19	42
Mike Scott	13	33
Calvin Baker	–	26
Sammy Zeglinski	13	23
Jeff Jones	7	18
Mustapha Farrakhan	8	12
Jerome Meyinsse	1	3
Will Sherrill	1	1
Solomon Tat	–	1

#### **20-POINT SCORING GAMES**

	2009-10	Career
Sylvan Landesberg	7	19
Mike Scott	2	3
Jeff Jones	–	1
Sammy Zeglinski	–	1

#### **30-POINT SCORING GAMES**

	2009-10	Career
Sylvan Landesberg	–	1

#### **DOUBLE-FIGURE REBOUNDING GAMES**

	2009-10	Career
Mike Scott	3	17
Assane Sene	1	4
Sylvan Landesberg	1	2

### **THEY CALL THEM FREE THROWS FOR A REASON:**

- Virginia ranks second in the ACC and 18th nationally in free throw percentage at 74.6 percent (259-347)
- UVa is shooting 76.3 percent from the line (90-118) in ACC play
- From the 12:57 mark of the second half at NC State (1/9) to the 5:56 mark of the first half vs. Georgia Tech (1/13), the Cavaliers made 22 consecutive free throws as a team
- Four different Cavaliers have had a free throw streak of at least 10 makes this season

### **70 IS A MAGIC NUMBER:**

- Scoring 70 points has been the magic number for the Cavaliers this season
- Virginia is 11-1 this season when scoring at least 70 points and 2-5 this season when scoring less than 70 points

### **INCREASED SCORING:**

- Five Cavalier players are scoring at least 2.3 pts more per game than they did last season
- Will Sherrill, who is scoring 3.4 ppg more than last season, leads the group

<b>'Hoos Scoring More:</b>			
Player	'09 PPG	'10 PPG	Diff
Sherrill	0.1	3.5	+3.4
Meyinsse	1.7	4.9	+3.2
Scott	10.3	13.1	+2.8
Zeglinski	7.8	10.5	+2.7
Farrakhan	4.3	6.6	+2.3

### **ON TARGET FROM 3-POINT RANGE:**

- Virginia ranks first in the ACC and 19th nationally in 3-point percentage at 39.6 percent (120-303)
- Last season, the Cavaliers ranked 242nd nationally at 31.6 percent (156-494)
- Sammy Zeglinski leads the ACC in 3-point percentage at 46.9% (45-96)
- Zeglinski already has more 3-pointers this season with 45 than last season when he led the team with 33 3-pointers
- Jeff Jones is shooting 42.4% (25-59) from 3-point range overall and 47.4% (9-19) during ACC play
- Forward Mike Scott is 2-2 this season from 3-point range

### **LONG RANGE FIRING:**

- Against both Penn State and Cleveland State, the Cavaliers shot over 50.0 percent from 3-point range
- Against Penn State, Virginia shot 53.3 percent (8-15) from 3-point range
- Against Cleveland State, Virginia shot 58.8 percent (10-17) from 3-point range
- It was the first time the Cavaliers shot over 50.0 percent from long range in consecutive games since doing it against Ohio and Tennessee in 2000-01
- Virginia also shot over 50.0 percent from 3-point range vs. Texas-Pan American (7-12, 58.3 percent)

### **DEFENSE!!! ... DEFENSE!!! ... DEFENSE!!!:**

- Virginia ranks third in the ACC and 41st nationally in points allowed per game at 61.6 ppg
- It is a 10.9 ppg improvement from last season when UVa allowed 72.5 ppg, which ranked 294th nationally

### **HITTING THE GLASS:**

- One reason for Virginia's defensive success this season has been rebounding
- The Cavaliers are allowing just 9.1 offensive rebounds and 9.1 second chance points per game
- Virginia's 72.9% defensive rebounding percentage ranks first in the ACC and 11th nationally



### **SHARP SHOOTING 'HOOS:**

- At North Carolina the Cavaliers shot 51.9 percent from the floor, the seventh time this season they have shot at least 50.0 percent from the field
- Last season, UVa shot 50.0 percent just four times all season (28 games)

### **'HOOS HONORED BY ANDY KATZ:**

- Virginia was honored as the ESPN.com Weekly Watch Team of the Week on Jan. 18 in Andy Katz's weekly column
- The Cavaliers defeated #20 Georgia Tech and #23 Miami the previous week

### **LANDESBERG A CONSISTENT SCORER:**

- Sylvan Landesberg has scored in double figures every game this season
- He is the only player in the ACC to accomplish the feat
- Landesberg is the only player to score at least 18 points in every ACC game this season
- He is the first Cavalier to score 18 or more points in six consecutive ACC games since J.R. Reynolds had a seven-game streak of 18 or better in 2006-07
- Landesberg has scored 20 or more points seven times this season

### **SCOTT DOUBLING IT UP:**

- Mike Scott had a double-double (17 pts, 11 rebs) vs. Penn State, his third of the season and his 13th career double-double
- His 13 double-doubles rank 20th in school history

### **EVANS STEPS UP:**

- Jontel Evans has raised his play over the last 12 games, compared to the first seven games of the season
- He has increased his scoring, rebounding, assist, steal and minutes averages

<b>Jontel Evans' Averages</b>		
	1st 7 Gms	Last 12 Gms
Points	0.9	3.9
Rebounds	0.4	2.1
Assists	0.4	3.2
Steals	0.3	1.5
Minutes	7.4	20.9

### **MEYINSSE SHINES:**

- Jerome Meyinsse has developed into a strong inside presence for the Cavaliers over the past seven games
- Over the last seven games, he has averaged 7.6 points and 4.4 rebounds per game
- In ACC play, he is averaging 6.5 points and 4.7 rebounds per game this season, after averaging 0.9 point and 1.0 rebound per game in ACC play over his first three seasons

### **BAKER TAKING CARE OF THE BALL:**

- Calvin Baker has 35 assists this season to just 13 turnovers
- That 2.7 assist-to-turnover ratio would rank second in the ACC and in the top 10 nationally if he met the 3.0 assists/per game minimum (Baker is at 2.2)
- Baker has had 24 assists in the last eight games he has played in

### **TRI-CAPTAINS NAMED:**

- The three senior members of the team, Calvin Baker, Jerome Meyinsse and Solomon Tat, were named the team's tri-captains by head coach Tony Bennett
- Bennett announced his decision to the team on Jan. 8, the day before the Cavaliers' first ACC game of the season at NC State on Jan. 9.

### **ON THE LINE**

#### **CONSECUTIVE MADE FREE THROWS**

	Current	Season High	Career High
Scott	12	12	12
Landesberg	7	27	27
Zeglinski	7	16	16
Meyinsse	4	7	7
Baker	2	6	25
Evans	2	2	2
Sene	-	3	5
Tat	-	1	9
Farrakhan	-	11	19
Jones	-	6	13
Sherrill	-	3	4
Spurlock	-	1	1

#### **VIRGINIA'S CONSECUTIVE FREE THROW STREAKS OF 10 OR MORE THIS SEASON**

Sylvan Landesberg	27 (1/9-1/18)
Sammy Zeglinski	16 (11/21-1/23)
Sylvan Landesberg	13 (11/16-11/24)
Sylvan Landesberg	12 (12/7-12/30)
Mike Scott	12* (1/5-1/31)
Mustapha Farrakhan	11 (1/9-1/16)

\* active

#### **AND ONES\***

	2009-10	Career
Landesberg	7	24
Meyinsse	3	5
Farrakhan	2	3
Jones	1	7 (1)
Zeglinski	1 (1)	2 (1)
Scott	-	6
Baker	-	2
Tat	-	1

(#) - number of four-point plays

\* Times making a basket when fouled and making the ensuing free throw too

### **HEAD COACH TONY BENNETT**

#### **FIRST SEASON AT VIRGINIA**

Alma Mater: Wisc.-Green Bay '92  
 Hometown: Green Bay, Wisc.  
 Born: June 1, 1969



#### **CAREER RECORD**

at Virginia	13-6	1 season
at Washington State	69-33	3 seasons
CAREER	82-39	4 seasons

#### **VS. RANKED OPPONENTS (AP)**

at Virginia	3-0
at Washington State	11-13
CAREER	14-13

#### **AT VIRGINIA**

- First coach in Uva history to win his first three ACC games

#### **AT WASHINGTON STATE**

- 2007 National Coach of the Year
- Led the Cougars to the 2007 and 2008 NCAA Tournaments
- 2008 NCAA Sweet Sixteen
- Led WSU to the highest ranking in school history (No. 4)

#### **PLAYING CAREER**

- Played for his father, Dick Bennett, at UWGB
- Two-time Mid-Continent Conference Player of the Year
- Finished career as the all-time leading scorer in conference history with 2,285 points
- Still the NCAA career 3-point percentage leader at 49.7 percent
- 1992 Frances Pomeroy Naismith Award (best senior player under six-feet tall)
- 1992 GTE Academic All-American of the Year
- Played three seasons in the NBA with Charlotte Hornets (1992-95)

#### **DEFENSE SHINES AGAINST NJIT:**

- The UVA defense put up a strong performance in the 68-37 win over NJIT
- NJIT's 37 points were the fewest allowed by the Cavaliers since 1996-97 (34 vs. UMBC) and is tied for the second fewest allowed in the shot clock era
- NJIT's 13 made FGs is tied for the fourth lowest total allowed by the Cavaliers since 1953
- NJIT's 27.1% shooting (13-48) was the lowest percentage allowed by the Cavaliers since Longwood shot 25.8% (16-62) against the Cavaliers on Feb. 13, 2007

#### **SHERRILL EN FUEGO SOUTH OF THE BORDER:**

- Against Cleveland State in Cancun, junior forward Will Sherrill had his career game
- He set career highs with 18 points, seven FGs, four 3FGs, two assists, three steals and tied a career high with six rebounds
- Prior to the game, Sherrill had scored just 15 points in his career, and his career high in a game was three points

#### **CAVALIERS SHOOT WELL AGAINST LONGWOOD:**

- The Cavaliers shot 60.0% (30-50) from the field vs. Longwood
- It marked the first time Virginia shot 60.0% or higher since shooting 61.0% (36-59) against Long Island on Nov. 17, 2000

#### **AT JOHN PAUL JONES ARENA:**

- Virginia is 48-18 all-time at John Paul Jones Arena
- The Cavaliers are 10-2 at JPJA this season

#### **JPJA RECOGNIZED:**

- John Paul Jones Arena was named the best new college basketball arena of the decade by SI.com
- The arena was recognized in Seth Davis' story about the highlights of the decade

#### **CAVALIERS 11TH IN ACC POLL:**

- Virginia was picked 11th in the ACC preseason poll of media attending ACC Operation Basketball on Oct. 25
- Duke and North Carolina tied for first in the poll, followed by Clemson, Georgia Tech, Maryland, Wake Forest, Florida State, Virginia Tech, Boston College, Miami, Virginia and NC State

#### **FIVE SIGN WITH VIRGINIA:**

- Virginia signed five players to National Letters of Intent in November for the 2010 recruiting class
- The five players are 6-4 guard K.T. Harrell of Montgomery, Ala.; 6-6 guard Joe Harris from Chelan, Wash.; 6-9 forward James Johnson of Wildomar, Calif.; 6-7 wing Akil Mitchell of Charlotte, N.C.; and 6-8 forward Will Regan of Williamsville, N.Y.

#### **UP NEXT:**

- The Cavaliers host Wake Forest Saturday at John Paul Jones Arena
- Game time is set for noon and the game will be televised by Raycom

### THE LAST TIME ...

#### **VIRGINIA INDIVIDUALS**

- **Scored 30 points:** Sylvan Landesberg (32) vs. Boston College (2/4/09)
- **Scored 40 points:** Sean Singletary (41) at Miami (3/1/08)
- **Two players with 20 points:** Mike Scott (22) and Sylvan Landesberg (20) vs. UT-Pan American (1/5/10)
- **Three players with 20 points:** Chris Williams (27), Roger Mason, Jr. (22) and Donald Hand (20) vs. Duke (1/5/00)
- **Four players with 20 points:** Chris Williams (23), Donald Hand (22), Adam Hall (21), and Travis Watson (20) vs. Georgetown (3/15/00)
- **A player with back-to-back 25-point games:** Sylvan Landesberg, 26 at Georgia Tech (12/28/08), 25 vs. Xavier (1/3/09)
- **One player scored in double figures:** Sylvan Landesberg (14) at USF (11/16/09)
- **Five players scored in double figures:** Sylvan Landesberg (20), Will Sherrill (18), Mike Scott (15), Mustapha Farrakhan (11), Sammy Zeglinski (10), vs. Cleveland State (11/25/09)
- **Six players scored in double figures:** Sean Singletary (27), Adrian Joseph (13), Jamil Tucker (13), Mamadi Diane (12), Calvin Baker (11), Laurynas Mikalauskas (11), vs. Maryland (3/9/08)
- **Seven players scored in double figures:** Cornel Parker (20), Junior Burrough (15), Ted Jeffries (14), Cory Alexander (13), Jason Williford (12), Yuri Barnes (11) and Doug Smith (11) vs. Clemson (1/13/93)
- **Had 15 rebounds:** Mike Scott (15) vs. Hampton (12/23/08)
- **Had 20 rebounds:** Travis Watson (20) vs. Wofford (1/2/03)
- **Had 25 rebounds:** Bob Mortell (25) vs. Washington & Lee (2/27/60)
- **Two players with 10 rebounds:** Sylvan Landesberg (11) and Mike Scott (10) at Maryland (1/20/09)
- **Three players with 10 rebounds:** Yuri Barnes (13), Jason Williford (12) and Junior Burrough (11) vs. Rice (12/4/93)
- **Double-Double:** Sylvan Landesberg (14 pts, 12 rebs) vs. Hampton (12/23/09)
- **Two players had a double-double:** Adrian Joseph (23 pts, 11 rebs) and Mike Scott (10 pts, 13 rebs) at Penn (11/23/07)
- **Three players had a double-double:** Jason Williford (10 pts, 15 rebs), Ted Jeffries (23 pts, 10 rebs), and Cornel Parker (11 pts, 11 rebs) at William & Mary (1/25/93)
- **Double-Double with points and assists:** Sean Singletary (22 pts, 10 assts) vs. Old Dominion (3/24/08)
- **Triple-Double:** Ralph Sampson (15 pts, 22 rebs, 10 blks) vs. Old Dominion (12/29/79)
- **Four Double-Doubles in a row:** Travis Watson (29 pts, 12 rebs) at NC State (2/6/02), (20 pts, 10 rebs) vs. Clemson (2/10/02), (17 pts, 10 rebs) vs. UNC (2/12/02), (13 pts, 12 rebs) at Wake (2/17/02)
- **20 points and 20 rebounds:** Travis Watson (21 pts, 20 rebs) vs. Wofford (1/2/03)
- **10 assists:** Sean Singletary (10) vs. Old Dominion (3/24/08)
- **5 Blocked Shots:** Assane Sene (5) vs. Hampton (12/23/09)
- **5 Steals:** Sammy Zeglinski (5) vs. Florida State (1/24/09)
- **Led UVA in Points, Rebounds and Assists:** Sylvan Landesberg (22 pts, 6 rebs, 5 assts) vs. Georgia Tech (1/13/10)
- **Hit a last second shot to win a game:** Sean Singletary vs. Duke (2/1/07) [jumper with one second in OT]; J.R. Reynolds vs. Loyola Marymount (12/23/04) [layup with 1.5 seconds in regulation]
- **Played every minute:** Sylvan Landesberg (45) vs. Clemson (2/15/09)
- **Played 40 or more minutes:** Sammy Zeglinski (40) and Mike Scott (40) vs. Virginia Tech (1/28/10)

#### **VIRGINIA TEAM**

- **Won in Overtime:** vs. Clemson, 85-81 (2/15/09)
- **Lost in Overtime:** vs. Virginia Tech, 71-76 (1/28/10)
- **Played Two Overtimes:** vs. Maryland, L 89-92 (2/19/05)
- **Played Three Overtimes:** vs. Georgetown, L 111-115 (3/15/00)
- **Shot 70 percent for a Half:** 72.2% (13-18) vs. Wake Forest 2nd Half (2/24/96)
- **Shot 60 percent in a Game:** 60.0% (30-50) vs. Longwood (11/13/09)
- **Shot less than 30 percent in a Game:** 27.9% (17-61) vs. North Carolina (3/10/06)
- **Shot 90 percent from the free throw line:** 95.0% (19-20) at NC State (1/9/10)
- **Shot 50 percent from 3-point line:** 58.3% (7-12) vs. UT-Pan American (1/5/10)
- **Shot less than 30 percent in a half:** 20.7% (6-29) in 1st Half at Wake Forest (1/23/10)
- **Shot less than 20 percent in a half:** 13.6% (3-22) in 1st Half vs. Florida State (1/24/09)
- **Shot 55 percent or better and lost:** 56.9% (29-51) vs. Duke (3/14/03)
- **Attempted 50 FTs:** 52 (made 34) vs. Howard (12/12/94)
- **Made 30 FTs:** 31 (36 att.) vs. Tennessee (3/18/07)
- **Made 10 3-pt FGs:** 11 vs. Hampton (12/23/09)
- **Failed to make a 3-pt FG:** at Georgia Tech (12/4/05)
- **Had 50 rebounds:** 50 vs. North Carolina (1/15/09)
- **Had 25 assists:** 27 vs. Howard (11/21/01)
- **Had 15 steals:** 16 vs. NC State (2/24/08)
- **Had 10 blocks:** 10 at Virginia Tech (1/10/09)
- **Scored 50 pts in a half:** 50 vs. Liberty, 2nd half (11/25/08)
- **Scored 60 pts in a half:** 60 vs. Gonzaga, 1st half (1/3/07)
- **Scored 70 pts in a half:** 70 vs. Coastal Carolina, 2nd half (11/20/00)
- **Scored 100 pts (ACC):** 103 vs. Maryland (1/16/07)
- **Scored 100 pts (non-conf):** 107 vs. VMI (11/16/08)
- **Scored under 20 pts in 1st half:** 15 at Wake (1/23/10)
- **Scored under 20 pts in 2nd half:** 12 vs. UNC (2/11/98)
- **Scored under 50 pts in a game:** 49 at USF (11/16/09)

#### **OPPONENT INDIVIDUALS**

- **Scored 30 points:** Talor Battle (32), Penn State (11/30/09)
- **Scored 35 points:** J.J. Redick (40), Duke (1/28/06)
- **Scored 40 points:** J.J. Redick (40), Duke (1/28/06)
- **Scored 50 points:** Len Chappell (50), Wake (2/12/62)
- **Two players with 20 points:** Tyrese Rice (20) and Rakim Sanders (20), Boston College (2/4/09)
- **Three players with 20 points:** Seth Curry (26), Kyle Ohman (26), Anthony Smith (21), Liberty (11/25/08)
- **Two players with 30 points:** Trevor Powell (31) and Tony Smith (31), Marquette (2/3/90)
- **Five players scored in double figures:** Zachery Peacock (19), Iman Shumpert (15), Derrick Favors (12), Gani Lawal (12), Mfon Udofia (10), Georgia Tech (1/13/10)
- **Six players scored in double figures:** Chris Paul (21), Justin Gray (17), Eric Williams (15), Jamaal Levy (12), Taron Downey (11) and Vyatas Danelius (10), Wake Forest (1/2/05)
- **Seven players scored in double figures:** Stanley Burrell (15), Drew Lavender (13), C.J. Anderson (12), B.J. Raymond (12), Josh Duncan (11), Charles Bronson (11), and Jason Love (10), at Xavier (1/3/08)
- **Double-Double:** Al-Farouq Aminu (10 pts, 10 rebs), at Wake Forest (1/23/10)
- **Double-Double with points and assists:** Eric Hayes (10 pts, 11 assts), at Maryland (1/20/09)

- **Two players had a double-double:** Donte Green (20 pts, 10 rebs) and Paul Harris (10 pts, 14 rebs), Syracuse (12/5/07)
- **Had 15 rebounds:** Trevor Booker (15), at Clemson (3/3/09)
- **Had 20 rebounds:** Tim Duncan (23), Wake (2/22/97)
- **Had 10 assists:** Eric Hayes (11), at Maryland (1/20/09)
- **5 Blocked Shots:** Michael Freeman (5), Hampton (12/23/08)
- **5 Steals:** Al Nolen (5), Minnesota (12/2/08)
- **Hit a last second shot to win a game:** Deron Washington of Virginia Tech (1/16/08) [0.0 seconds in overtime]

#### **OPPONENT TEAM**

- **Shot less than 30 percent in a Game:** 27.1% (13-48) NJIT (12/21/09)
- **Shot less than 30 percent in a Game (ACC):** 29.0% (20-69), Wake Forest (2/24/96)
- **Shot 60 percent in a Game:** 63.8% (37-58), at Xavier (1/3/08)
- **Shot 55 percent or better and lost:** 55.3% (26-47), Cleveland State (11/25/09)
- **Scored 100 pts:** 108, at Xavier (1/3/08)
- **Scored 60 pts in a half:** 60, at Miami, 2nd half (3/1/08)
- **Scored under 20 pts in 1st half:** 19, NJIT (12/21/09)
- **Scored under 20 pts in 2nd half:** 18, NJIT (12/21/09)
- **Scored under 50 pts in a game:** 37, NJIT (12/21/09)
- **Had 25 assists:** 27, at Xavier (1/3/08)
- **Had 15 steals:** 15, VMI (11/16/08)
- **Had 10 blocks:** 10 vs. North Carolina (1/15/09)
- **Failed to make a 3-pt FG:** vs. Arizona State (11/27/99)

### JOHN PAUL JONES ARENA RECORDS

#### **VIRGINIA PLAYERS**

Points: 40, J.R. Reynolds  
vs. Wake Forest, 1/21/07

Most 1st Half Points: 23, Sean Singletary  
vs. Virginia Tech, 1/16/08

Most 2nd Half Points: 26, Sylvan Landesberg  
vs. Boston College, 2/4/09

Rebounds: 18, Mike Scott  
vs. VMI, 11/16/08

Field Goals: 13, Sylvan Landesberg  
vs. Boston College, 2/4/09

Field Goal Attempts: 23, Sylvan Landesberg  
vs. Boston College, 2/4/09

Field Goal Pct.: 1.000 (6-6), Sammy Zeglinski  
vs. Clemson, 2/15/09

3-Point Field Goals: 7, Sean Singletary  
vs. Gonzaga, 1/3/07

3-Point FG Attempts: 12, Sean Singletary  
vs. Gonzaga, 1/3/07

3-Point FG Pct.: 1.000 (3-3), Sammy Zeglinski  
vs. Georgia Tech, 2/24/07

Free Throws Made: 14, Sean Singletary  
vs. Hampton, 12/16/06

Free Throw Attempts: 14, Sylvan Landesberg  
vs. Florida State, 1/24/09

FT Pct.: 1.000 (14-14), Sylvan Landesberg  
vs. Florida State, 1/24/09

Assists: 10, three times by Sean Singletary  
last vs. Old Dominion, 3/24/08

Steals: 7, Sean Singletary  
vs. NC State, 2/24/08

Blocks: 5, Assane Sene  
vs. Hampton, 12/23/09

#### **VIRGINIA TEAM**

Most Points: 108 vs. Gonzaga, 1/3/07

Fewest Points: 51 vs. Clemson, 2/7/08

Most 1st Half: 60 vs. Gonzaga, 1/3/07

Fewest 1st Half: 16, vs. Florida State, 1/24/09

Most 2nd Half: 57 vs. Arizona, 11/12/06

Fewest 2nd Half: 25 vs. Va. Tech, 1/16/08  
vs. UNC, 1/15/09

Rebounds: 54 vs. UMES, 11/26/06

Field Goals: 43 vs. VMI, 11/16/08

Field Goal Attps.: 82 vs. UNC, 1/15/09

Field Goal Pct.: .600 (30-50)  
vs. Longwood, 11/13/09

3-Pt. FG: 18 vs. Gonzaga, 1/3/07

3-Pt. FG Attempts: 36 vs. Georgia Tech,  
1/27/08

3-Point FG Pct.: .625 (10-16)  
vs. Virginia Tech, 3/1/07

Free Throws: 39 vs. Maryland, 1/16/07

FT Attempted: 49 vs. Maryland, 1/16/07

Free Throw Pct.: 1.000 (8-8)  
vs. Wake Forest, 2/28/09

Assists: 24 vs. Howard, 11/14/07

24 vs. VMI, 11/16/08

Steals: 16 vs. NC State, 2/24/08

Blocks: 12 vs. Longwood, 2/13/07

Most Turnovers: 21 vs. Longwood, 12/7/07

21 vs. Hampton, 12/19/07

Fewest Turnovers: 6 vs. Boston Coll., 1/19/08

#### **OPPONENT PLAYERS**

Points: 32, K.C. Rivers  
Clemson, 2/7/08

32, Talor Battle  
Penn State, 11/30/09

Most 1st Half Points: 17, four times  
Last by Elijah Millsap  
UAB, 12/30/09

Most 2nd Half Points: 28, Talor Battle  
Penn State, 11/30/09

Rebounds: 16, Al Thornton  
Florida State, 2/17/07

Field Goals: 13, Elijah Millsap  
UAB, 12/30/09

Field Goal Attempts: 24, Malcolm Delaney  
Virginia Tech, 1/28/10

Field Goal Pct.: .875 (7-8), Ahmed Grant  
UNC Wilmington, (1/18/10)

3-Point Field Goals: 8, K.C. Rivers  
Clemson, 2/7/08

3-Pt. FG Attempts: 12, Jeremy Crouch  
Bradley, 3/26/08

3-Pt. FG Pct.: 1.000 (3-3), Ty Lawson  
North Carolina, 1/15/09

1.000 (3-3), Dorenzo Hudson  
Virginia Tech, 1/28/10

Free Throws Made: 15, Tyler Hansbrough  
North Carolina, 1/15/09

FT Attempted: 17, Tyler Hansbrough  
North Carolina, 1/15/09

FT Pct.: 1.000 (8-8), Tyrese Rice  
Boston College, 2/4/09

Assists: 11, Cliff Hammonds  
Clemson, 2/7/08

Steals: 4, seven times  
Last by Chad Tomko  
UNC Wilmington, 1/18/10

Blocks: 6, Eric Hall  
Radford, 11/21/08

#### **OPPONENT TEAM**

Most Points: 97, VMI, 11/16/08

Fewest Points: 37, NJIT, 12/21/09

Most 1st Half: 50, North Carolina, 1/15/09

Fewest 1st Half: 18, NC State, 2/24/08

Most 2nd Half: 61, Gonzaga, 1/3/07

Fewest 2nd Half: 18, NJIT, 12/21/09

Rebounds: 47, Virginia Tech, 1/16/08  
North Carolina, 1/15/09

Field Goals: 37, VMI, 11/16/08

Field Goal Attps.: 79, VMI, 11/16/08

Field Goal Pct.: .566 (30-53)  
Liberty, 11/25/08

3-Pt. FG: 16, Clemson, 2/7/08

3-Pt. FG Attempts: 39, Hartford, 12/30/07

3-Point FG Pct.: .615 (16-26)  
Clemson, (2/7/08)

Free Throws: 26, Boston College, 2/4/09

FT Attempted: 31, Boston College, 2/4/09

Free Throw Pct.: .944 (17-18)  
American, 12/28/06

Assists: 22, Clemson, 2/7/08

Steals: 15, VMI, 11/16/08

Blocks: 10, Radford, 11/21/08  
North Carolina, 1/15/09

Most Turnovers: 25, NC State, 2/24/08

Fewest Turnovers: 6, Miami, 2/3/07

#### **RECORD AT JPJA**

2006-07 to present 66 games..... 48-18

#### **LONGEST WIN STREAK**

**12 games**  
from 1/16/07 vs. Maryland  
through 11/27/07 vs. Northwestern

#### **LONGEST LOSING STREAK**

**3 games**  
from 1/27/08 vs. Georgia Tech  
through 2/12/08 vs. North Carolina

from 1/15/09 vs. North Carolina  
through 2/4/09 vs. Boston College

#### **MISCELLANEOUS**

**Biggest Comeback:** 19 points  
vs. Arizona, 11/12/06

**Biggest Lead Given up in a Loss:** 14 points  
vs. Bradley, 3/26/08

**Largest Lead:** 45 points  
vs. Northwestern, 11/27/07

**Biggest Deficit:** 38 points  
vs. Clemson, 2/7/08

**Largest Margin of Victory:** 42 points,  
vs. Northwestern, 11/27/07

**Largest Margin of Defeat:** 31 points,  
vs. Clemson, 2/7/08

**Overtime Games (Record):** 5 (2-3)  
Last: 71-76 loss vs. Virginia Tech, 1/28/10





# CALVIN BAKER

# #4

Senior • Guard • 6-2 • 190 • Newport News, Va. • Woodside

## 2009-10 SEASON:

- Team Tri-Captain
- Missed season opener after having arthroscopic surgery on Oct. 27 to remove a loose piece of cartilage in his right knee.
- Made season debut at USF and had five points
- Had eight points vs. Rider
- Had nine points vs. NJIT in his first start of the season
- Had five points and a season-high four assists vs. Hampton
- Had eight points and six assists vs. #24 UAB
- Had five points and tied a career high with seven assists vs. UTPA
- Has 24 assists and just seven turnovers in the last eight games in which he's played

## SINGLE GAME BESTS (at Virginia)

### POINTS

Season: 9 vs. NJIT (12/21/09)  
 Career: 18 at Clemson (3/3/09)  
 ACC: 18 at Clemson (3/3/09)

### REBOUNDS

Season: 3 vs. UT-Pan American (1/5/10)  
 Career: 8 vs. Howard (11/14/07)  
 ACC: 7 at Georgia Tech (3/3/08)

### FG MADE

Season: 4 vs. NJIT (12/21/09)  
 Career: 7 on three occasions  
 ACC: 7 on three occasions

### FG ATTEMPTS

Season: 8 vs. NJIT (12/21/09), vs. UAB (12/30/09)  
 Career: 15 vs. Duke (3/5/08)  
 ACC: 15 vs. Duke (3/5/08)

### 3 PT FG MADE

Season: 1 on six occasions  
 Career: 4 vs. Northwestern (11/27/07)  
 ACC: 3 on three occasions

### 3 PT FG ATTEMPTS

Season: 5 vs. UAB (12/30/09)  
 Career: 7 vs. Syracuse (12/5/07), vs. Ga Tech (1/27/08)  
 ACC: 7 vs. Georgia Tech (1/27/08)

### FT MADE

Season: 4 vs. Rider (11/19/09)  
 Career: 6 vs. Virginia Tech (2/18/09)  
 ACC: 6 vs. Virginia Tech (2/18/09)

### FT ATTEMPTS

Season: 4 vs. Rider (11/19/09), vs. Miami (1/16/10)  
 Career: 6 on four occasions  
 ACC: 6 on three occasions

### ASSISTS

Season: 7 vs. UT-Pan American (1/5/10)  
 Career: 7 vs. VMI (11/16/08), vs. UTPA (1/5/10)  
 ACC: 6 vs. Maryland (3/7/09)

### TURNOVERS

Season: 3 at North Carolina (1/31/10)  
 Career: 5 on five occasions  
 ACC: 5 on four occasions

### BLOCKS

Season: --  
 Career: 2 vs. UNC (2/12/08), vs. BC (2/4/09)  
 ACC: 2 vs. UNC (2/12/08), vs. BC (2/4/09)

### STEALS

Season: 1 on eight occasions  
 Career: 4 on three occasions  
 ACC: 4 at Georgia Tech (3/3/08)

### MINUTES

Season: 26 vs. UT-Pan American (1/5/10)  
 Career: 35 at Clemson (3/3/09)  
 ACC: 35 at Clemson (3/3/09)


## 2009-10 GAME-BY-GAME:

Opponent	GP-GS	FG-FGA	3FG-3FGA	FT-FTA	Off-Def	Total	A	TO	Blk	Stl	PF	Min	Pts
Longwood	DNP												
at USF	1-0	2-4	1-1	0-0	1-1	2	1	0	0	0	2	15	5
Rider	2-0	2-5	0-1	4-4	0-2	2	2	2	0	1	2	18	8
Oral Roberts	3-0	1-5	0-2	2-2	0-0	0	2	0	0	1	0	18	4
vs. Stanford	4-0	0-3	0-1	1-2	0-1	1	1	1	0	1	2	18	1
vs. Cleveland St	5-0	0-2	0-0	0-1	0-0	0	1	0	0	0	0	9	0
Penn State	6-0	1-3	0-0	0-0	0-1	1	2	0	0	1	3	20	2
at Auburn	7-0	1-3	0-2	0-0	1-0	1	1	1	0	0	2	10	2
NJIT	8-1	4-8	1-2	0-0	0-2	2	1	1	0	1	1	22	9
Hampton	9-2	2-4	1-2	0-0	2-0	2	4	0	0	0	0	18	5
UAB	10-3	3-8	1-5	1-2	0-2	2	6	2	0	1	2	24	8
UTPA	11-4	2-4	1-2	0-0	0-3	3	7	1	0	1	0	26	5
at NC State	12-5	1-4	0-2	0-0	1-1	2	3	0	0	0	1	15	2
Georgia Tech	13-6	1-2	0-0	0-0	0-1	1	0	2	0	0	1	11	2
Miami	14-6	1-2	0-1	2-4	0-1	1	2	0	0	0	1	15	4
UNCW	15-6	0-2	0-1	0-0	1-0	1	1	0	0	1	0	7	0
at Wake	DNP												
Virginia Tech	DNP												
at UNC	16-6	1-2	1-1	0-0	1-0	1	1	3	0	0	1	18	3

## CAREER STATISTICS (at Virginia)

Year	G-GS	Min-Avg.	FG-FGA	Pct.	3FG-3FGA	Pct.	FT-FTA	Pct.	Off-Def.	Reb-Avg.	PF-DQ	Ast	TO	Blk	Stl	Pts-Avg
2006-07																
ACC																
2007-08	33-8	835-25.3	103-247	.417	41-110	.373	37-55	.673	19-67	86-2.6	62-0	79	57	5	29	284-8.6
ACC	16-8	448-28.0	55-133	.414	20-53	.377	24-32	.750	9-37	46-2.9	30-0	34	29	4	19	154-9.6
2008-09	28-22	697-24.9	83-212	.392	21-71	.296	48-55	.873	7-56	63-2.3	57-3	78	70	5	32	235-8.4
ACC	16-11	411-25.7	53-122	.434	15-39	.385	28-30	.933	5-26	31-1.9	33-0	39	43	4	18	149-9.3
2009-10	16-6	265-16.6	22-61	.361	6-23	.261	10-15	.667	7-15	22-1.4	18-0	35	13	0	8	60-3.8
ACC	4-2	59-14.8	4-10	.400	1-4	.250	2-4	.500	2-3	5-1.3	4-0	6	5	0	0	11-2.8
<b>CAREER</b>	<b>77-36</b>	<b>1797-23.3</b>	<b>208-520</b>	<b>.400</b>	<b>68-204</b>	<b>.333</b>	<b>95-125</b>	<b>.760</b>	<b>33-138</b>	<b>171-2.2</b>	<b>137-3</b>	<b>192</b>	<b>140</b>	<b>10</b>	<b>69</b>	<b>579-7.5</b>
ACC	36-21	918-25.5	112-265	.423	36-96	.375	54-66	.818	16-66	82-2.3	67-0	79	77	8	37	314-8.7

Did not play after transferring



# JONTEL EVANS

#1

Freshman • Guard • 5-11 • 185 • Hampton, Va. • Bethel

## 2009-10 SEASON:

- Made collegiate debut vs. Longwood and had four points
- Had two assists vs. Rider
- Had four points, five assists and three steals at Auburn
- Had seven points, five rebounds and three assists vs. NJIT
- Had four points and three assists vs. Hampton
- Had nine points (career high), three assists and two steals vs. #24 UAB
- Had five points, three assists and two steals vs. UTPA
- Had three assists vs. #20 Georgia Tech
- Made first career start vs. #23 Miami and had four points, seven rebounds (career high) and four assists
- Had four points, three assists and three steals vs. UNC Wilmington
- Had four points and a career-high six assists at North Carolina in a career-high 31 minutes
- Shooting 46.7 percent (21-45) from the field with 38 assists, 18 steals and just 11 turnovers in the last 12 games

## 2009-10 GAME-BY-GAME:

Opponent	GP-GS	FG-FGA	3FG-3FGA	FT-FTA	Off-Def	Total	A	TO	Blk	Stl	PF	Min	Pts
Longwood	1-0	2-2	0-0	0-0	0-2	2	1	3	0	1	3	20	4
at USF	2-0	1-1	0-0	0-0	0-0	0	0	4	0	1	1	13	2
Rider	3-0	0-0	0-0	0-0	0-1	1	2	1	0	0	0	11	0
Oral Roberts	4-0	0-0	0-0	0-0	0-0	0	0	0	0	0	0	1	0
vs. Stanford	5-0	0-1	0-1	0-0	0-0	0	0	0	0	0	0	6	0
vs. Cleveland St	6-0	0-0	0-0	0-0	0-0	0	0	0	0	0	0	0+	0
Penn State	7-0	0-0	0-0	0-0	0-0	0	0	0	0	0	4	1	0
at Auburn	8-0	2-5	0-0	0-0	0-2	2	5	0	0	3	3	18	4
NJIT	9-0	3-4	0-0	1-2	0-5	5	3	0	0	2	1	23	7
Hampton	10-0	2-2	0-0	0-0	0-3	3	3	3	0	0	1	17	4
UAB	11-0	3-4	1-1	2-2	0-0	0	3	0	0	2	2	21	9
UTPA	12-0	2-3	1-2	0-0	0-1	1	3	1	0	2	1	21	5
at NC State	13-0	1-3	0-1	0-0	0-1	1	2	1	0	2	2	10	2
Georgia Tech	14-0	0-4	0-2	0-0	0-0	0	3	0	0	0	0	12	0
Miami	15-1	2-5	0-0	0-0	0-7	7	4	0	0	1	2	24	4
UNCW	16-2	2-4	0-1	0-0	0-2	2	3	0	0	3	1	30	4
at Wake	17-3	2-4	0-2	0-0	0-1	1	2	0	0	2	5	28	4
Virginia Tech	18-4	0-3	0-0	0-0	0-1	1	1	2	0	1	4	16	0
at UNC	19-5	2-4	0-1	0-0	0-2	2	6	4	0	0	2	31	4

## SINGLE GAME BESTS

### POINTS

Season: 9 vs. UAB (12/30/09)  
 Career: 9 vs. UAB (12/30/09)  
 ACC: 4 on three occasions

### REBOUNDS

Season: 7 vs. Miami (1/16/10)  
 Career: 7 vs. Miami (1/16/10)  
 ACC: 7 vs. Miami (1/16/10)

### FG MADE

Season: 3 vs. NJIT (12/21/09), vs. UAB (12/30/09)  
 Career: 3 vs. NJIT (12/21/09), vs. UAB (12/30/09)  
 ACC: 2 on three occasions

### FG ATTEMPTS

Season: 5 at Auburn (12/7/09), vs. Miami (1/16/10)  
 Career: 5 at Auburn (12/7/09), vs. Miami (1/16/10)  
 ACC: 5 vs. Miami (1/16/10)

### 3 PT FG MADE

Season: 1 vs. UAB (12/30/09), vs. UTPA (1/5/10)  
 Career: 1 vs. UAB (12/30/09), vs. UTPA (1/5/10)  
 ACC: --

### 3 PT FG ATTEMPTS

Season: 2 on three occasions  
 Career: 2 on three occasions  
 ACC: 2 vs. GT (1/13/10), at Wake (1/23/10)

### FT MADE

Season: 2 vs. UAB (12/30/09)  
 Career: 2 vs. UAB (12/30/09)  
 ACC: --

### FT ATTEMPTS

Season: 2 vs. NJIT (12/21/09), vs. UAB (12/30/09)  
 Career: 2 vs. NJIT (12/21/09), vs. UAB (12/30/09)  
 ACC: --

### ASSISTS

Season: 6 at North Carolina (1/31/10)  
 Career: 6 at North Carolina (1/31/10)  
 ACC: 6 at North Carolina (1/31/10)

### TURNOVERS

Season: 4 at USF (11/16/09), at UNC (1/31/10)  
 Career: 4 at USF (11/16/09), at UNC (1/31/10)  
 ACC: 4 at North Carolina (1/31/10)

### BLOCKS

Season: --  
 Career: --  
 ACC: --

### STEALS


Season: 3 at Auburn (12/7/09), vs. UNCW (1/18/10)  
 Career: 3 at Auburn (12/7/09), vs. UNCW (1/18/10)  
 ACC: 2 at NC State (1/9/10), at Wake (1/23/10)

### MINUTES

Season: 31 at North Carolina (1/31/10)  
 Career: 31 at North Carolina (1/31/10)  
 ACC: 31 at North Carolina (1/31/10)

## CAREER STATISTICS

Year	G-GS	Min-Avg.	FG-FGA	Pct.	3FG-3FGA	Pct.	FT-FTA	Pct.	Off-Def.	Reb-Avg.	PF-DQ	Ast	TO	Blk	Stl	Pts-Avg
2009-10	19-5	303-15.9	24-49	.490	2-11	.182	3-4	.750	0-28	28-1.5	32-1	41	19	0	20	53-2.8
ACC	6-4	121-20.2	7-23	.304	0-6	.000	0-0	.000	0-12	12-2.0	15-1	18	7	0	6	14-2.3
<b>CAREER</b>	<b>19-5</b>	<b>303-15.9</b>	<b>24-49</b>	<b>.490</b>	<b>2-11</b>	<b>.182</b>	<b>3-4</b>	<b>.750</b>	<b>0-28</b>	<b>28-1.5</b>	<b>32-1</b>	<b>41</b>	<b>19</b>	<b>0</b>	<b>20</b>	<b>53-2.8</b>
ACC	6-4	121-20.2	7-23	.304	0-6	.000	0-0	.000	0-12	12-2.0	15-1	18	7	0	6	14-2.3



# MUSTAPHA FARRAKHAN

# #2

Junior • Guard • 6-4 • 175 • Harvey, Ill. • Thornton Township

## 2009-10 SEASON:

- Tied career highs with 17 points and four assists and set a career high with five rebounds vs. Longwood
- Had eight points vs. Rider
- Had 13 points and tied a career high with four assists vs. Oral Roberts
- Had 11 points in a career-high 33 minutes vs. Cleveland State in Cancun
- Had 10 points and two assists vs. Hampton
- Had 10 points, two assists and tied a career high with two blocks vs. #24 UAB
- Had 15 points, matched a career high with four assists and had a career-high three steals vs. #20 Georgia Tech
- Had 13 points (4-5 FG) vs. #23 Miami
- Had 10 points and three rebounds at Wake Forest

## SINGLE GAME BESTS

### POINTS

Season: 17 vs. Longwood (11/13/09)  
 Career: 17 at VT (1/10/09), vs. Longwood (11/13/09)  
 ACC: 17 at Virginia Tech (1/10/09)

### REBOUNDS

Season: 5 vs. Longwood (11/13/09)  
 Career: 5 vs. Longwood (11/13/09)  
 ACC: 4 at Maryland (1/30/08)

### FG MADE

Season: 5 vs. Longwood (11/13/09)  
 Career: 5 at VT (1/10/09), vs. Longwood (11/13/09)  
 ACC: 5 at Virginia Tech (1/10/09)

### FG ATTEMPTS

Season: 11 at Wake Forest (1/23/10)  
 Career: 15 vs. North Carolina (1/15/09)  
 ACC: 15 vs. North Carolina (1/15/09)

### 3 PT FG MADE

Season: 3 vs. Cleveland State (11/25/09)  
 Career: 4 at Virginia Tech (1/10/09)  
 ACC: 4 at Virginia Tech (1/10/09)

### 3 PT FG ATTEMPTS

Season: 5 vs. Rider (11/19/09), vs. Cleveland St (11/25/09)  
 Career: 7 vs. North Carolina (1/15/09)  
 ACC: 7 vs. North Carolina (1/15/09)

### FT MADE

Season: 6 vs. Longwood (11/13/09), vs. GT (1/13/10)  
 Career: 6 vs. Longwood (11/13/09), vs. GT (1/13/10)  
 ACC: 6 vs. Georgia Tech (1/13/10)

### FT ATTEMPTS

Season: 6 on three occasions  
 Career: 6 on three occasions  
 ACC: 6 vs. GT (1/13/10), vs. Miami (1/16/10)

### ASSISTS

Season: 4 on three occasions  
 Career: 4 on four occasions  
 ACC: 4 vs. UNC (1/15/09), vs. GT (1/13/10)

### TURNOVERS

Season: 4 vs. Cleveland State (11/25/09)  
 Career: 4 vs. BC (3/12/09), vs. Cleveland St (11/25/09)  
 ACC: 2 on six occasions

### BLOCKS

Season: 2 vs. UAB (12/30/09), vs. VT (1/28/10)  
 Career: 2 on three occasions  
 ACC: 2 vs. UNC (1/15/09), vs. VT (1/28/10)

### STEALS

Season: 3 vs. Georgia Tech (1/13/10)  
 Career: 3 vs. Georgia Tech (1/13/10)  
 ACC: 3 vs. Georgia Tech (1/13/10)

### MINUTES


Season: 33 vs. Cleveland State (11/25/09)  
 Career: 33 vs. Cleveland State (11/25/09)  
 ACC: 27 vs. North Carolina (1/15/09)

## 2009-10 GAME-BY-GAME:

Opponent	GP-GS	FG-FGA	3FG-3FGA	FT-FTA	Off-Def	Total	A	TO	Blk	Stl	PF	Min	Pts
Longwood	1-1	5-8	1-4	6-6	0-5	5	4	3	0	1	2	31	17
at USF	2-2	1-9	0-2	1-1	0-1	1	2	1	0	0	1	29	3
Rider	3-3	2-6	2-5	2-2	0-1	1	2	1	0	1	1	22	8
Oral Roberts	4-4	4-8	2-3	3-4	1-1	2	4	2	0	1	0	32	13
vs. Stanford	5-4	0-2	0-2	3-4	1-0	1	1	3	0	1	2	11	3
vs. Cleveland St	6-5	4-7	3-5	0-0	0-1	1	2	4	1	0	1	33	11
Penn State	7-6	2-6	1-1	0-0	0-0	0	2	1	0	0	3	24	5
at Auburn	8-7	0-3	0-2	0-0	1-0	1	1	2	0	0	2	9	0
NJIT	9-7	0-5	0-1	0-0	0-2	2	2	0	0	0	0	16	0
Hampton	10-7	3-5	2-2	2-2	1-0	1	2	0	0	0	1	16	10
UAB	11-7	3-5	2-3	2-2	0-2	2	2	0	2	1	0	21	10
UTPA	12-7	0-2	0-0	0-0	0-2	2	1	0	0	0	2	16	0
at NC State	13-7	0-4	0-3	3-4	0-3	3	1	2	0	1	2	21	3
Georgia Tech	14-7	4-8	1-2	6-6	1-0	1	4	0	0	3	0	23	15
Miami	15-7	4-5	1-1	4-6	0-3	3	2	2	1	0	2	19	13
UNCW	16-7	0-4	0-1	3-4	1-1	2	0	2	0	1	0	12	3
at Wake	17-7	4-11	1-3	1-4	2-1	3	2	2	0	1	3	22	10
Virginia Tech	18-7	1-3	0-1	0-0	0-3	3	0	1	2	0	0	15	2
at UNC	19-7	0-3	0-3	0-0	0-1	1	1	1	0	0	2	9	0

## CAREER STATISTICS

Year	G-GS	Min-Avg.	FG-FGA	Pct.	3FG-3FGA	Pct.	FT-FTA	Pct.	Off-Def.	Reb-Avg.	PF-DQ	Ast	TO	Blk	Stl	Pts-Avg
2007-08	19-0	115-6.1	7-38	.184	2-16	.125	1-5	.200	4-11	15-0.8	9-0	5	12	0	2	17-0.9
ACC	6-0	43-7.2	1-13	.077	1-7	.143	1-3	.333	2-4	6-1.0	3-0	1	3	0	0	4-0.7
2008-09	23-2	239-10.4	33-95	.347	14-41	.341	18-20	.900	4-12	16-0.7	28-1	14	21	2	4	98-4.3
ACC	12-0	135-11.3	17-54	.315	8-26	.308	9-9	1.000	2-6	8-0.7	16-1	8	9	2	2	51-4.3
2009-10	19-7	381-20.1	37-104	.356	16-44	.364	36-45	.800	8-27	35-1.8	24-0	35	27	6	11	126-6.6
ACC	6-0	109-18.2	13-34	.382	3-13	.231	14-20	.700	3-11	14-2.3	9-0	10	8	3	5	43-7.2
<b>CAREER</b>	<b>61-9</b>	<b>735-12.0</b>	<b>77-237</b>	<b>.325</b>	<b>32-101</b>	<b>.317</b>	<b>55-70</b>	<b>.786</b>	<b>16-50</b>	<b>66-1.1</b>	<b>61-1</b>	<b>54</b>	<b>60</b>	<b>8</b>	<b>17</b>	<b>241-4.0</b>
ACC	24-0	287-12.0	31-101	.307	12-46	.261	24-32	.750	7-21	28-1.2	28-1	19	20	5	7	98-4.1



# JEFF JONES

# #23

Junior • Guard • 6-4 • 190 • Chester, Pa. • Monsignor Bonner

## 2009-10 SEASON:

- Had 10 points in season opener vs. Longwood
- Had seven points and five rebounds at USF
- Had 11 points vs. Rider
- Had a season-high 17 points (4-7 3FG) vs. Stanford in Cancun
- Had 16 points (6-8 FG, 4-4 3FG) at Auburn
- Had a team-high 11 points vs. NJIT
- Had eight points (3-3 FG, 2-2 3FG) at NC State
- Had nine points vs. #20 Georgia Tech
- Had nine points (3-3 3FG) vs. #23 Miami
- Had 10 points and tied a career high with three steals at Wake Forest
- Had 12 points vs. Virginia Tech
- Shooting 47.4 percent (9-19) from 3-point range in ACC play and 48.6 percent (17-35) from 3-point range in the last 12 games

## SINGLE GAME BESTS

### POINTS

Season: 17 vs. Stanford (11/24/09)  
 Career: 26 vs. Bradley (3/26/08)  
 ACC: 19 at North Carolina (2/7/09)

### REBOUNDS

Season: 5 at USF (11/16/09)  
 Career: 6 vs. Vermont (11/11/07)  
 ACC: 5 at Duke (2/1/09), vs. BC (2/4/09)

### FG MADE

Season: 6 at Auburn (12/7/09)  
 Career: 9 vs. Bradley (3/26/08)  
 ACC: 7 at North Carolina (2/7/09)

### FG ATTEMPTS

Season: 10 at USF (11/16/09), at Wake (1/23/10)  
 Career: 14 vs. Bradley (3/26/08)  
 ACC: 12 at UNC (2/7/09), vs. Miami (2/26/09)

### 3 PT FG MADE

Season: 4 vs. Stanford (11/24/09), at Auburn (12/7/09)  
 Career: 6 vs. Bradley (3/26/08)  
 ACC: 3 at UNC (2/7/09), vs. Miami (1/16/10)

### 3 PT FG ATTEMPTS

Season: 7 at USF (11/16/09), vs. Stanford (11/24/09)  
 Career: 8 vs. Bradley (3/26/08), vs. Liberty (11/25/08)  
 ACC: 7 at Florida State (2/10/09)

### FT MADE

Season: 5 vs. Virginia Tech (1/28/10)  
 Career: 5 vs. BC (2/4/09), vs. VT (1/28/10)  
 ACC: 5 vs. BC (2/4/09), vs. VT (1/28/10)

### FT ATTEMPTS

Season: 8 vs. Virginia Tech (1/28/10)  
 Career: 8 vs. Virginia Tech (1/28/10)  
 ACC: 8 vs. Virginia Tech (1/28/10)

### ASSISTS

Season: 2 vs. Virginia Tech (1/28/10)  
 Career: 5 at North Carolina (2/7/09)  
 ACC: 5 at North Carolina (2/7/09)

### TURNOVERS

Season: 2 vs. Oral Roberts (11/21/09)  
 Career: 4 vs. Longwood (12/7/07), vs. Clem. (2/15/09)  
 ACC: 4 vs. Clemson (2/15/09)

### BLOCKS

Season: 1 vs. Rider (11/19/09), vs. Hampton (12/23/09)  
 Career: 1 on nine occasions  
 ACC: 1 on three occasions

### STEALS

Season: 3 at Wake Forest (1/23/10)  
 Career: 3 on three occasions  
 ACC: 3 vs. BC (2/4/09), at Wake (1/23/10)

### MINUTES

Season: 34 vs. Stanford (11/24/09)  
 Career: 37 at North Carolina (2/7/09)  
 ACC: 37 at North Carolina (2/7/09)


## 2009-10 GAME-BY-GAME:

Opponent	GP-GS	FG-FGA	3FG-3FGA	FT-FTA	Off-Def	Total	A	TO	Blk	Stl	PF	Min	Pts
Longwood	1-1	3-6	0-2	4-4	0-1	1	1	1	0	1	0	24	10
at USF	2-2	3-10	1-7	0-0	1-4	5	0	0	0	1	0	28	7
Rider	3-2	4-7	2-5	1-1	0-1	1	0	0	1	1	0	19	11
Oral Roberts	4-2	0-3	0-1	2-4	0-0	0	0	2	0	1	0	13	2
vs. Stanford	5-3	5-9	4-7	3-4	0-1	1	0	1	0	2	0	34	17
vs. Cleveland St	6-3	0-1	0-1	0-0	0-2	2	0	0	0	0	0	5	0
Penn State	7-3	1-5	1-1	0-0	0-0	0	0	1	0	0	1	16	3
at Auburn	8-3	6-8	4-4	0-0	0-2	2	0	0	0	1	0	29	16
NJIT	9-3	3-9	2-6	3-4	0-2	2	0	0	0	0	0	14	11
Hampton	10-3	3-6	2-3	0-0	1-0	1	1	0	1	0	1	18	8
UAB	11-3	0-2	0-0	0-0	0-0	0	0	1	0	0	0	6	0
UTPA	12-3	0-3	0-1	1-2	0-1	1	0	0	0	0	0	11	1
at NC State	13-3	3-3	2-2	0-0	0-1	1	0	0	0	1	0	18	8
Georgia Tech	14-3	2-5	1-2	4-4	0-2	2	1	0	0	1	1	15	9
Miami	15-3	3-4	3-3	0-0	0-0	0	0	0	0	0	0	14	9
UNCW	16-3	1-3	0-2	0-1	0-0	0	1	0	0	0	0	10	2
at Wake	17-3	4-10	2-6	0-0	2-1	3	0	0	0	3	1	25	10
Virginia Tech	18-3	3-9	1-5	5-8	0-2	2	2	1	0	0	1	28	12
at UNC	19-3	0-1	0-1	0-0	0-0	0	0	0	0	0	0	3	0

## CAREER STATISTICS

Year	G-GS	Min-Avg.	FG-FGA	Pct.	3FG-3FGA	Pct.	FT-FTA	Pct.	Off-Def.	Reb-Avg.	PF-DQ	Ast	TO	Blk	Stl	Pts-Avg
2007-08	33-25	494-15.0	55-151	.364	16-51	.314	33-47	.702	15-45	60-1.8	46-0	17	41	4	10	159-4.8
ACC	16-8	193-12.1	12-51	.235	2-14	.143	10-14	.714	6-14	20-1.3	20-0	8	16	1	5	36-2.3
2008-09	26-9	493-19.0	60-174	.345	27-93	.290	22-26	.846	7-42	49-1.9	30-0	24	15	3	13	169-6.5
ACC	15-9	311-20.7	42-112	.375	17-57	.298	17-20	.850	5-27	32-2.1	20-0	14	10	2	9	118-7.9
2009-10	19-3	330-17.4	44-104	.423	25-59	.424	23-32	.719	4-20	24-1.3	5-0	6	7	2	12	136-7.2
ACC	6-0	103-17.2	15-32	.469	9-19	.474	9-12	.750	2-6	8-1.3	3-0	3	1	0	5	48-8.0
<b>CAREER</b>	<b>78-37</b>	<b>1317-16.9</b>	<b>159-429</b>	<b>.371</b>	<b>68-203</b>	<b>.335</b>	<b>78-105</b>	<b>.743</b>	<b>26-107</b>	<b>133-1.7</b>	<b>81-0</b>	<b>47</b>	<b>63</b>	<b>9</b>	<b>35</b>	<b>464-5.9</b>
ACC	37-17	607-16.4	69-195	.354	28-90	.311	36-46	.783	13-47	60-1.6	43-0	25	27	3	19	202-5.5





# SYLVAN LANDESBERG

# #15

Sophomore • Guard • 6-6 • 207 • Flushing, N.Y. • Holy Cross

## 2009-10 SEASON:

- Two-time ACC Player of the Week (1/18, 2/1)
- Only player in the ACC to score in double figures every game this season
- Named to the preseason Wooden Award and Naismith Award watch lists
- Had a game-high 23 points vs. Longwood
- Had 16 points vs. Stanford in Cancun
- Had 20 points, five rebounds and five assists vs. Cleveland State in Cancun in a season-high 38 minutes
- Had 18 points vs. Penn State
- Had 20 points at Auburn
- Had his first career double-double (14 pts, career-high 12 rebs) along with a season-high six assists vs. Hampton
- Had 19 points, six rebounds and four assists vs. #24 UAB
- Had 20 points vs UTPA
- Had 23 points at NC State
- Had 22 points (9-9 FTs), six rebounds and five assists vs. #20 Georgia Tech
- Had 18 points vs. #23 Miami
- Had 19 points vs. UNC Wilmington, including the game-winning shot with 2.2 seconds left
- Had 18 points at Wake Forest
- Had 18 points vs. Virginia Tech
- Had a season-high 29 points at North Carolina (his 19th career 20-point game)

## 2009-10 GAME-BY-GAME:

Opponent	GP-GS	FG-FGA	3FG-3FGA	FT-FTA	Off-Def	Total	A	TO	Blk	Stl	PF	Min	Pts
Longwood	1-1	8-13	1-1	6-8	1-5	6	4	3	0	1	2	34	23
at USF	2-2	5-14	0-1	4-4	1-1	2	2	0	0	0	1	33	14
Rider	3-3	4-8	0-0	2-2	2-2	4	1	1	0	0	2	20	10
Oral Roberts	4-4	4-10	0-2	6-6	0-7	7	3	4	2	1	1	33	14
vs. Stanford	5-5	7-12	0-4	2-4	1-3	4	2	3	1	1	3	30	16
vs. Cleveland St	6-6	6-13	1-1	7-9	0-5	5	5	1	0	1	2	38	20
Penn State	7-7	6-13	2-2	4-8	3-2	5	2	1	1	0	5	33	18
at Auburn	8-8	8-20	0-1	4-5	0-3	3	1	2	0	0	1	35	20
NJIT	9-9	3-11	0-0	4-4	1-4	5	1	2	0	3	0	23	10
Hampton	10-10	5-13	1-2	3-3	7-5	12	6	1	0	1	0	28	14
UAB	11-11	6-16	0-0	7-10	2-4	6	4	2	1	0	3	34	19
UTPA	12-12	9-15	1-2	1-2	0-6	6	3	3	0	0	2	33	20
at NC State	13-13	7-14	1-1	8-8	1-4	5	0	2	1	1	3	32	23
Georgia Tech	14-14	6-17	1-3	9-9	2-4	6	5	3	1	0	3	34	22
Miami	15-15	8-14	0-1	2-2	2-0	2	3	4	0	1	2	31	18
UNCW	16-16	5-13	0-0	9-10	2-3	5	0	1	0	1	1	33	19
at Wake	17-17	6-13	1-2	5-6	1-3	4	0	3	0	2	5	25	18
Virginia Tech	18-18	8-16	2-5	0-2	2-2	4	5	6	0	1	4	37	18
at UNC	19-19	11-18	0-1	7-8	0-5	5	2	2	1	2	0	34	29

## SINGLE GAME BESTS

### POINTS

Season: 29 at North Carolina (1/31/10)  
 Career: 32 vs. Boston College (2/4/09)  
 ACC: 32 vs. Boston College (2/4/09)

### REBOUNDS

Season: 12 vs. Hampton (12/23/09)  
 Career: 12 vs. Hampton (12/23/09)  
 ACC: 11 at Maryland (1/20/09)

### FG MADE

Season: 11 at North Carolina (1/31/10)  
 Career: 13 vs. Boston College (2/4/09)  
 ACC: 13 vs. Boston College (2/4/09)

### FG ATTEMPTS

Season: 20 at Auburn (12/7/09)  
 Career: 23 vs. Boston College (2/4/09)  
 ACC: 23 vs. Boston College (2/4/09)

### 3 PT FG MADE

Season: 2 vs. Penn St (11/30/09), vs. VT (1/28/10)  
 Career: 3 vs. Miami (2/26/09)  
 ACC: 3 vs. Miami (2/26/09)

### 3 PT FG ATTEMPTS

Season: 5 vs. Virginia Tech (1/28/10)  
 Career: 5 vs. Miami (2/26/09), vs. VT (1/28/10)  
 ACC: 5 vs. Miami (2/26/09), vs. VT (1/28/10)

### FT MADE

Season: 9 vs. GT (1/13/10), vs. UNCW (1/18/10)  
 Career: 14 vs. Florida State (1/24/09)  
 ACC: 14 vs. Florida State (1/24/09)

### FT ATTEMPTS

Season: 10 vs. UAB (12/30/09), vs. UNCW (1/18/10)  
 Career: 14 vs. Auburn (12/20/08), vs. FSU (1/24/09)  
 ACC: 14 vs. Florida State (1/24/09)

### ASSISTS

Season: 6 vs. Hampton (12/23/09)  
 Career: 8 vs. VMI (11/16/08)  
 ACC: 6 vs. VT (2/18/09), at NCSU (2/21/09)

### TURNOVERS

Season: 6 vs. Virginia Tech (1/28/10)  
 Career: 6 on four occasions  
 ACC: 6 on three occasions

### BLOCKS

Season: 2 vs. Oral Roberts (11/21/09)  
 Career: 2 vs. Oral Roberts (11/21/09)  
 ACC: 1 on four occasions

### STEALS


Season: 3 vs. NJIT (12/21/09)  
 Career: 3 on five occasions  
 ACC: 3 vs. BC (2/4/09), vs. Clemson (2/15/09)

### MINUTES

Season: 38 vs. Cleveland State (11/25/09)  
 Career: 45 vs. Clemson (2/15/09)  
 ACC: 45 vs. Clemson (2/15/09)

## CAREER STATISTICS

Year	G-GS	Min-Avg.	FG-FGA	Pct.	3FG-3FGA	Pct.	FT-FTA	Pct.	Off-Def.	Reb-Avg.	PF-DQ	Ast	TO	Blk	Stl	Pts-Avg
2008-09	28-27	957-34.2	150-344	.436	16-51	.314	148-186	.796	47-122	169-6.0	49-1	78	77	3	28	464-16.6
ACC	16-16	570-35.6	88-210	.419	10-32	.313	73-91	.802	26-72	98-6.1	28-0	49	50	1	16	259-16.2
2009-10	19-19	600-31.6	122-263	.464	11-29	.379	90-110	.818	28-68	96-5.1	40-2	49	44	8	16	345-18.2
ACC	6-6	193-32.2	46-92	.500	5-13	.385	31-35	.886	8-18	26-4.3	17-1	15	20	3	7	128-21.3
<b>CAREER</b>	<b>47-46</b>	<b>1557-33.1</b>	<b>272-607</b>	<b>.448</b>	<b>27-80</b>	<b>.338</b>	<b>238-296</b>	<b>.804</b>	<b>75-190</b>	<b>265-5.6</b>	<b>89-3</b>	<b>127</b>	<b>121</b>	<b>11</b>	<b>44</b>	<b>809-17.2</b>
ACC	22-22	763-34.7	134-302	.444	15-45	.333	104-126	.825	34-90	124-5.6	45-1	64	70	4	23	387-17.6



# JEROME MEYNSSE

# #55

Senior • Forward/Center • 6-9 • 233 • Baton Rouge, La. • McKinley

## 2009-10 SEASON:

- Team Tri-Captain
- Had five points and two rebounds vs. Longwood
- Had four points and four rebounds at USF
- Had four points and a career-high two assists vs. Rider in first start of the season
- Had two points and six rebounds vs. Oral Roberts
- Had four points and a season-high eight rebounds vs. Stanford in Cancun
- Had five points and six rebounds vs. Penn State
- Had six points (3-3 FG) and three rebounds vs. #24 UAB
- Had six points and five rebounds at NC State
- Had eight points and an ACC career-high six rebounds vs. #20 Georgia Tech
- Had six points and four rebounds vs. #23 Miami in 22 minutes
- Had a career-high 14 points (3-6 FG, 8-9 FT) vs. UNC Wilmington
- Had an ACC career-high nine points vs. Virginia Tech, playing a career-high 34 minutes
- Had seven points, five rebounds and a career-high three blocks at North Carolina

## 2009-10 GAME-BY-GAME:

Opponent	GP-GS	FG-FGA	3FG-3FGA	FT-FTA	Off-Def	Total	A	TO	Blk	Stl	PF	Min	Pts
Longwood	1-0	2-2	0-0	1-2	1-1	2	0	0	0	0	0	20	5
at USF	2-0	0-1	0-0	4-6	2-2	4	0	0	0	1	3	27	4
Rider	3-1	1-3	0-0	2-3	1-1	2	2	1	2	0	3	22	4
Oral Roberts	4-2	1-3	0-0	0-1	1-5	6	0	0	0	0	3	22	2
vs. Stanford	5-3	1-2	0-0	2-2	2-6	8	0	0	1	1	1	16	4
vs. Cleveland St	6-4	1-2	0-0	0-0	1-1	2	0	0	0	0	3	11	2
Penn State	7-5	2-4	0-0	1-1	3-3	6	0	1	1	1	1	23	5
at Auburn	8-6	1-1	0-0	0-0	1-2	3	0	1	1	1	4	20	2
NJIT	9-6	1-3	0-0	2-2	3-2	5	1	0	1	2	1	10	4
Hampton	10-6	0-0	0-0	0-0	0-1	1	0	0	0	0	4	13	0
UAB	11-6	3-3	0-0	0-0	1-2	3	0	0	1	0	1	14	6
UTPA	12-6	1-1	0-0	0-0	0-1	1	0	1	1	0	1	5	2
at NC State	13-6	3-6	0-0	0-0	3-2	5	0	1	2	0	3	18	6
Georgia Tech	14-7	3-5	0-0	2-3	4-2	6	2	0	0	0	4	20	8
Miami	15-8	3-4	0-0	0-0	1-3	4	0	0	0	0	2	22	6
UNCW	16-9	3-6	0-0	8-9	2-1	3	0	1	0	1	3	27	14
at Wake	17-10	1-2	0-0	1-3	1-3	4	0	1	0	1	1	23	3
Virginia Tech	18-11	3-3	0-0	3-4	0-4	4	0	0	2	1	3	34	9
at UNC	19-12	3-4	0-0	1-1	2-3	5	0	1	3	0	4	22	7

## SINGLE GAME BESTS

### POINTS

Season: 14 vs. UNC Wilmington (1/18/10)  
 Career: 14 vs. UNC Wilmington (1/18/10)  
 ACC: 9 vs. Virginia Tech (1/28/10)

### REBOUNDS

Season: 8 vs. Stanford (11/24/09)  
 Career: 9 vs. Hampton (12/19/07)  
 ACC: 6 vs. Georgia Tech (1/13/10)

### FG MADE

Season: 3 on seven occasions  
 Career: 5 vs. Elon (12/22/07)  
 ACC: 3 on five occasions

### FG ATTEMPTS

Season: 6 at NC State (1/19/10), vs. UNCW (1/18/10)  
 Career: 7 vs. Hampton (12/19/07), at Syracuse (11/28/08)  
 ACC: 6 at NC State (1/19/10)

### 3 PT FG MADE

Season: --  
 Career: --  
 ACC: --

### 3 PT FG ATTEMPTS

Season: --  
 Career: --  
 ACC: --

### FT MADE

Season: 8 vs. UNC Wilmington (1/18/10)  
 Career: 8 vs. UNC Wilmington (1/18/10)  
 ACC: 3 vs. Virginia Tech (1/28/10)

### FT ATTEMPTS

Season: 9 vs. UNC Wilmington (1/18/10)  
 Career: 9 vs. UNC Wilmington (1/18/10)  
 ACC: 4 vs. Virginia Tech (1/28/10)

### ASSISTS

Season: 2 vs. Rider (11/19/09), vs. GT (1/13/10)  
 Career: 2 vs. Rider (11/19/09), vs. GT (1/13/10)  
 ACC: 2 vs. Georgia Tech (1/13/10)

### TURNOVERS

Season: 1 on eight occasions  
 Career: 2 on five occasions  
 ACC: 1 on three occasions

### BLOCKS

Season: 3 at North Carolina (1/31/10)  
 Career: 3 at North Carolina (1/31/10)  
 ACC: 3 at North Carolina (1/31/10)

### STEALS


Season: 2 vs. NJIT (12/21/09)  
 Career: 2 vs. PR-Mayaguez (12/21/06), vs. NJIT (12/21/09)  
 ACC: 1 on four occasions

### MINUTES

Season: 34 vs. Virginia Tech (1/28/10)  
 Career: 34 vs. Virginia Tech (1/28/10)  
 ACC: 34 vs. Virginia Tech (1/28/10)

## CAREER STATISTICS

Year	G-GS	Min-Avg.	FG-FGA	Pct.	3FG-3FGA	Pct.	FT-FTA	Pct.	Off-Def.	Reb-Avg.	PF-DQ	Ast	TO	Blk	Stl	Pts-Avg
2006-07	15-0	100-6.7	4-11	.364	0-0	.000	9-13	.692	3-17	20-1.3	15-0	1	4	2	2	17-1.1
ACC	4-0	8-2.0	0-1	.000	0-0	.000	0-0	.000	0-0	0-0.0	3-0	0	0	0	0	0-0.0
2007-08	26-0	188-7.2	23-33	.697	0-0	.000	4-12	.333	18-31	49-1.9	36-0	2	7	3	3	50-1.9
ACC	13-0	77-5.9	7-11	.636	0-0	.000	0-2	.000	5-12	17-1.3	21-0	0	0	0	1	14-1.1
2008-09	17-1	149-8.8	8-20	.400	0-0	.000	13-22	.591	13-14	27-1.6	17-0	1	8	7	1	29-1.7
ACC	7-0	58-8.3	2-6	.333	0-0	.000	4-6	.667	3-5	8-1.1	10-0	0	0	3	1	8-1.1
2009-10	19-12	369-19.4	33-55	.600	0-0	.000	27-37	.730	29-45	74-3.9	45-0	5	8	15	9	93-4.9
ACC	6-5	139-23.2	16-24	.667	0-0	.000	7-11	.636	11-17	28-4.7	17-0	2	3	7	2	39-6.5
<b>CAREER</b>	<b>77-13</b>	<b>806-10.5</b>	<b>68-119</b>	<b>.571</b>	<b>0-0</b>	<b>.000</b>	<b>53-84</b>	<b>.631</b>	<b>63-107</b>	<b>170-2.2</b>	<b>113-0</b>	<b>9</b>	<b>27</b>	<b>27</b>	<b>15</b>	<b>189-2.5</b>
ACC	30-5	282-9.4	25-42	.595	0-0	.000	11-19	.579	19-34	53-1.8	51-0	2	3	10	4	61-2.0



# MIKE SCOTT

# #32

Junior • Forward • 6-8 • 239 • Chesapeake, Va. • Hargrave Military Academy

## 2009-10 SEASON:

- Had 12 points and 13 rebounds vs. Longwood
- Had nine points and five rebounds at USF
- Had 17 points (8-9 FG) and nine rebounds vs. Rider
- Had 15 points and 10 rebounds vs. Oral Roberts
- Had 15 points and eight rebounds vs. Cleveland State in Cancun
- Had 17 points and 11 rebounds vs. Penn State for his 13th career double-double
- Missed three games (Auburn, NJIT, Hampton) due to an ankle injury (first games of his career he has missed)
- Had 10 points and seven rebounds vs. #24 UAB in his first game in a month, returning from an ankle injury
- Had a season-high 22 points (10-15 FG) vs. UTPA
- Had 14 points and seven rebounds at NC State
- Had 12 points and six rebounds vs. #20 Georgia Tech
- Had 10 points vs. #23 Miami
- Had 12 points vs. UNC Wilmington
- Had an ACC career-high 21 points, along with eight rebounds vs. Virginia Tech
- Had 11 points, five rebounds and three assists at North Carolina

## 2009-10 GAME-BY-GAME:

Opponent	GP-GS	FG-FGA	3FG-3FGA	FT-FTA	Off-Def	Total	A	TO	Blk	Stl	PF	Min	Pts
Longwood	1-1	5-8	0-0	2-2	3-10	13	0	1	2	1	3	31	12
at USF	2-2	4-9	0-0	1-2	1-4	5	0	0	0	0	5	16	9
Rider	3-3	8-9	0-0	1-2	3-6	9	3	1	0	0	1	28	17
Oral Roberts	4-4	6-12	0-0	3-4	4-6	10	2	2	0	1	2	32	15
vs. Stanford	5-5	2-6	0-0	3-6	2-7	9	3	4	1	0	4	29	7
vs. Cleveland St	6-6	6-10	0-0	3-4	4-4	8	3	2	0	0	0	36	15
Penn State	7-7	8-14	0-0	1-2	1-10	11	1	1	0	0	3	34	17
at Auburn	DNP												
NJIT	DNP												
Hampton	DNP												
UAB	8-7	4-7	0-0	2-2	1-6	7	0	1	0	0	3	23	10
UTPA	9-8	10-15	0-0	2-3	2-5	7	1	2	1	1	3	29	22
at NC State	10-9	5-11	0-0	4-4	1-6	7	2	3	0	0	3	30	14
Georgia Tech	11-10	6-9	0-0	0-0	1-5	6	1	1	0	1	0	32	12
Miami	12-11	5-11	0-0	0-0	2-2	4	2	2	0	0	1	28	10
UNCW	13-12	6-10	0-0	0-0	1-2	3	2	4	0	2	2	25	12
at Wake	14-13	3-10	0-0	0-0	0-2	2	0	3	0	1	2	18	6
Virginia Tech	15-14	8-16	1-1	4-4	2-6	8	0	1	1	2	3	40	21
at UNC	16-15	4-8	1-1	2-2	2-3	5	3	0	1	2	1	27	11

## SINGLE GAME BESTS

### POINTS

Season: 22 vs. UT-Pan American (1/5/10)  
 Career: 26 vs. VMI (11/16/08)  
 ACC: 21 vs. Virginia Tech (1/28/10)

### REBOUNDS

Season: 13 vs. Longwood (11/13/09)  
 Career: 18 vs. VMI (11/16/08)  
 ACC: 12 at Md (1/30/08), at BC (2/17/08)

### FG MADE

Season: 10 vs. UT-Pan American (1/5/10)  
 Career: 11 vs. VMI (11/16/08)  
 ACC: 8 vs. Clemson (2/15/09), vs. VT (1/28/10)

### FG ATTEMPTS

Season: 16 vs. Virginia Tech (1/28/10)  
 Career: 16 vs. Virginia Tech (1/28/10)  
 ACC: 16 vs. Virginia Tech (1/28/10)

### 3 PT FG MADE

Season: 1 vs. VT (1/28/10), at UNC (1/31/10)  
 Career: 2 vs. Georgia Tech (3/13/08)  
 ACC: 2 vs. Georgia Tech (3/13/08)

### 3 PT FG ATTEMPTS

Season: 1 vs. VT (1/28/10), at UNC (1/31/10)  
 Career: 2 at BC (2/17/08), vs. GT (3/13/08)  
 ACC: 2 at BC (2/17/08), vs. GT (3/13/08)

### FT MADE

Season: 4 at NC State (1/9/10), vs. VT (1/28/10)  
 Career: 2 at Maryland (1/20/09)  
 ACC: 10 at Maryland (1/20/09)

### FT ATTEMPTS

Season: 6 vs. Stanford (11/24/09)  
 Career: 10 at Maryland (1/20/09)  
 ACC: 10 at Maryland (1/20/09)

### ASSISTS

Season: 3 on four occasions  
 Career: 4 at Syracuse (11/28/08)  
 ACC: 3 vs. Clem (2/15/09), at UNC (1/31/10)

### TURNOVERS

Season: 4 vs. Stanford (11/24/09), vs. UNCW (1/18/10)  
 Career: 4 on five occasions  
 ACC: 4 vs. Maryland (3/7/09)

### BLOCKS

Season: 2 vs. Longwood (11/13/09)  
 Career: 3 vs. Duke (3/5/08), vs. Richmond (3/18/08)  
 ACC: 3 vs. Duke (3/5/08)

### STEALS

Season: 2 on three occasions  
 Career: 3 on four occasions  
 ACC: 3 vs. FSU (1/24/09), vs. Clemson (2/15/09)

### MINUTES

Season: 40 vs. Virginia Tech (1/28/10)  
 Career: 40 vs. Clemson (2/15/09), vs. VT (1/28/10)  
 ACC: 40 vs. Clemson (2/15/09), vs. VT (1/28/10)

## CAREER STATISTICS

Year	G-GS	Min-Avg.	FG-FGA	Pct.	3FG-3FGA	Pct.	FT-FTA	Pct.	Off-Def.	Reb-Avg.	PF-DQ	Ast	TO	Blk	Stl	Pts-Avg
2007-08	32-21	579-18.1	63-143	.441	4-10	.400	52-74	.703	67-101	168-5.3	69-1	15	25	12	20	182-5.7
ACC	16-14	310-19.4	30-77	.390	1-4	.250	20-33	.606	30-50	80-5.0	39-1	6	15	5	8	81-5.1
2008-09	28-19	774-27.6	111-204	.544	2-6	.333	63-85	.741	95-113	208-7.4	68-2	21	49	9	24	287-10.3
ACC	16-7	431-26.9	59-110	.536	2-2	1.000	39-52	.750	45-50	95-5.9	41-1	11	30	5	14	159-9.9
2009-10	16-15	458-28.6	90-165	.545	2-2	1.000	28-37	.757	30-84	114-7.1	36-1	23	28	6	11	210-13.1
ACC	6-6	175-29.2	31-65	.477	2-2	1.000	10-10	1.000	8-24	32-5.3	10-0	8	10	2	6	74-12.3
<b>CAREER</b>	<b>76-55</b>	<b>1811-23.8</b>	<b>264-512</b>	<b>.516</b>	<b>8-18</b>	<b>.444</b>	<b>143-196</b>	<b>.730</b>	<b>192-298</b>	<b>490-6.4</b>	<b>173-4</b>	<b>59</b>	<b>102</b>	<b>27</b>	<b>55</b>	<b>679-8.9</b>
ACC	38-27	916-24.1	120-252	.476	5-8	.625	69-95	.726	83-124	207-5.4	90-2	25	55	12	28	314-8.3



# ASSANE SENE

#5

Sophomore • Center • 7-0 • 234 • Saint-Louis, Senegal • South Kent

## 2009-10 SEASON:

- Suspended for the first three games of the season (Longwood, at South Florida, Rider) for conduct detrimental to the team
- Made season debut vs. Oral Roberts and had a career-high eight points and seven rebounds
- Had two points, three rebounds and three blocks at Auburn
- Had four points and 11 rebounds vs. NJIT in his first start of the season
- Had eight points, eight rebounds and a career-high five blocks vs. Hampton
- Had two points and six rebounds vs. #20 Georgia Tech

## SINGLE GAME BESTS

### POINTS

Season: 8 vs. ORU (11/21/09), vs. Hampton (12/23/09)  
 Career: 8 vs. ORU (11/21/09), vs. Hampton (12/23/09)  
 ACC: 6 at Virginia Tech (1/10/09)

### REBOUNDS

Season: 11 vs. NJIT (12/21/09)  
 Career: 13 vs. Boston College (2/4/09)  
 ACC: 13 vs. Boston College (2/4/09)

### FG MADE

Season: 3 vs. ORU (11/21/09), vs. Hampton (12/23/09)  
 Career: 3 on five occasions  
 ACC: 3 at Virginia Tech (1/10/09)

### FG ATTEMPTS

Season: 6 vs. Hampton (12/23/09)  
 Career: 8 vs. Xavier (1/3/09)  
 ACC: 6 vs. Boston College (2/4/09)

### 3 PT FG MADE

Season: --  
 Career: --  
 ACC: --

### 3 PT FG ATTEMPTS

Season: --  
 Career: --  
 ACC: --

### FT MADE

Season: 2 on four occasions  
 Career: 2 on six occasions  
 ACC: 2 vs. Georgia Tech (1/13/10)

### FT ATTEMPTS

Season: 4 vs. Oral Roberts (11/21/09)  
 Career: 4 vs. Brown (1/6/09), vs. ORU (11/21/09)  
 ACC: 3 at Duke (2/1/09)

### ASSISTS

Season: 1 vs. NJIT (12/21/09), vs. Hampton (12/23/09)  
 Career: 2 vs. Auburn (12/20/08)  
 ACC: --

### TURNOVERS

Season: 2 vs. Hampton (12/23/09)  
 Career: 2 on six occasions  
 ACC: 2 on three occasions

### BLOCKS

Season: 5 vs. Hampton (12/23/09)  
 Career: 5 vs. Hampton (12/23/09)  
 ACC: 4 at Virginia Tech (1/10/09)

### STEALS

Season: 1 on three occasions  
 Career: 1 on three occasions  
 ACC: 1 vs. Miami (1/16/10)

### MINUTES

Season: 28 vs. NJIT (12/21/09)  
 Career: 33 vs. Xavier (1/3/09)  
 ACC: 28 vs. Boston College (2/4/09)

## 2009-10 GAME-BY-GAME:

Opponent	GP-GS	FG-FGA	3FG-3FGA	FT-FTA	Off-Def	Total	A	TO	Blk	Stl	PF	Min	Pts
Longwood	DNP												
at USF	DNP												
Rider	DNP												
Oral Roberts	1-0	3-5	0-0	2-4	2-5	7	0	0	1	0	5	13	8
vs. Stanford	2-0	1-3	0-0	0-2	0-3	3	0	0	0	0	1	13	2
vs. Cleveland St	3-0	0-2	0-0	0-0	1-0	1	0	0	0	0	0	6	0
Penn State	DNP												
at Auburn	4-0	1-1	0-0	0-0	1-2	3	0	1	3	0	3	20	2
NJIT	5-1	1-5	0-0	2-3	4-7	11	1	0	2	1	2	28	4
Hampton	6-2	3-6	0-0	2-2	2-6	8	1	2	5	1	3	25	8
UAB	7-3	0-1	0-0	1-2	2-0	2	0	0	2	0	0	7	1
UTPA	8-3	0-2	0-0	0-0	1-4	5	0	0	1	0	1	10	0
at NC State	DNP												
Georgia Tech	9-3	0-1	0-0	2-2	4-2	6	0	0	0	0	1	15	2
Miami	10-3	0-1	0-0	0-0	2-0	2	0	1	0	1	1	10	0
UNCW	11-3	1-1	0-0	0-0	0-2	2	0	0	0	0	1	12	2
at Wake	12-3	0-1	0-0	0-0	1-2	3	0	0	0	0	3	12	0
Virginia Tech	DNP												
at UNC	13-3	0-1	0-0	0-1	0-2	2	0	0	0	0	1	7	0

## CAREER STATISTICS

Year	G-GS	Min-Avg.	FG-FGA	Pct.	3FG-3FGA	Pct.	FT-FTA	Pct.	Off-Def.	Reb-Avg.	PF-DQ	Ast	TO	Blk	Stl	Pts-Avg
2008-09	22-16	381-17.3	25-65	.385	0-0	.000	6-21	.286	36-65	101-4.6	61-2	6	18	35	0	56-2.5
ACC	14-12	245-17.5	15-42	.357	0-0	.000	1-8	.125	24-36	60-4.3	35-1	0	12	20	0	31-2.2
2009-10	13-3	178-13.7	10-30	.333	0-0	.000	9-16	.563	20-35	55-4.2	22-1	2	4	14	3	29-2.2
ACC	4-0	44-11.0	0-4	.000	0-0	.000	2-3	.667	7-6	13-3.3	6-0	0	1	0	1	2-0.5
<b>CAREER</b>	<b>35-19</b>	<b>559-16.0</b>	<b>35-95</b>	<b>.368</b>	<b>0-0</b>	<b>.000</b>	<b>15-37</b>	<b>.405</b>	<b>56-100</b>	<b>156-4.5</b>	<b>83-3</b>	<b>8</b>	<b>22</b>	<b>49</b>	<b>3</b>	<b>85-2.4</b>
ACC	18-12	289-16.1	15-46	.326	0-0	.000	3-11	.273	31-42	73-4.1	41-1	0	13	20	1	33-1.8





# WILL SHERRILL

# #22

Junior • Forward • 6-9 • 217 • New York, N.Y. • Phillips Academy Andover

## 2009-10 SEASON:

- Made season debut at USF and had two points (2-2 FT) and one rebound
- Had two points and set a career high with six rebounds vs. Rider
- Had three points and three rebounds vs. Oral Roberts
- Set career highs with 18 points, seven FGs, four 3FGs, two assists and three steals, and tied a career high with six rebounds vs. Cleveland State in Cancun
- Made his first career start at Auburn and had three points and four rebounds
- Had eight points, four rebounds and two assists vs. NJIT
- Had nine points, four rebounds and two assists vs. Hampton
- Had four points and four rebounds vs. UTPA
- Had two points and four rebounds at NC State in first career ACC start
- Had an ACC career-high five points and tied his ACC career high with four rebounds at Wake
- Had two points and four rebounds at North Carolina

## SINGLE GAME BESTS

### POINTS

Season: 18 vs. Cleveland State (11/25/09)  
 Career: 18 vs. Cleveland State (11/25/09)  
 ACC: 5 at Wake Forest (1/23/10)

### REBOUNDS

Season: 6 vs. Rider (11/19/09), vs. Cleveland St (11/25/09)  
 Career: 6 vs. Rider (11/19/09), vs. Cleveland St (11/25/09)  
 ACC: 4 on four occasions

### FG MADE

Season: 7 vs. Cleveland State (11/25/09)  
 Career: 7 vs. Cleveland State (11/25/09)  
 ACC: 2 at Wake Forest (1/23/10)

### FG ATTEMPTS

Season: 9 vs. Cleveland St (11/25/09), at Wake (1/23/10)  
 Career: 9 vs. Cleveland St (11/25/09), at Wake (1/23/10)  
 ACC: 9 at Wake Forest (1/23/10)

### 3 PT FG MADE

Season: 4 vs. Cleveland State (11/25/09)  
 Career: 4 vs. Cleveland State (11/25/09)  
 ACC: 1 at Wake Forest (1/23/10)

### 3 PT FG ATTEMPTS

Season: 5 vs. Cleveland St (11/25/09), at Wake (1/23/10)  
 Career: 5 vs. Cleveland St (11/25/09), at Wake (1/23/10)  
 ACC: 5 at Wake Forest (1/23/10)

### FT MADE

Season: 2 at USF (11/16/09)  
 Career: 2 at USF (11/16/09)  
 ACC: 1 at Clemson (3/3/09)

### FT ATTEMPTS

Season: 2 on four occasions  
 Career: 2 on five occasions  
 ACC: 2 at Clemson (3/3/09), vs. GT (1/13/10)

### ASSISTS

Season: 2 on three occasions  
 Career: 2 on three occasions  
 ACC: 1 at North Carolina (1/31/10)

### TURNOVERS

Season: 2 vs. Rider (11/19/09)  
 Career: 2 vs. Rider (11/19/09)  
 ACC: 1 at WF (1/23/10), vs. VT (1/28/10)

### BLOCKS

Season: 1 on three occasions  
 Career: 1 on three occasions  
 ACC: 1 at NC State (1/9/10)

### STEALS

Season: 3 vs. Cleveland State (11/25/09)  
 Career: 3 vs. Cleveland State (11/25/09)  
 ACC: 2 on three occasions

### MINUTES

Season: 26 vs. Hampton (12/23/09)  
 Career: 26 vs. Hampton (12/23/09)  
 ACC: 20 at NC State (1/9/10)

## 2009-10 GAME-BY-GAME:

Opponent	GP-GS	FG-FGA	3FG-3FGA	FT-FTA	Off-Def	Total	A	TO	Blk	Stl	PF	Min	Pts
Longwood	DNP												
at USF	1-0	0-0	0-0	2-2	0-1	1	0	0	0	0	0	4	2
Rider	2-0	1-4	0-0	0-0	2-4	6	1	2	0	1	1	16	2
Oral Roberts	3-0	1-1	1-1	0-0	1-2	3	0	0	0	0	4	11	3
vs. Stanford	4-0	0-2	0-1	0-0	1-0	1	0	0	1	1	1	9	0
vs. Cleveland St	5-0	7-9	4-5	0-0	2-4	6	2	0	1	3	3	24	18
Penn State	6-0	0-2	0-2	0-0	0-4	4	1	0	0	0	2	20	0
at Auburn	7-1	1-6	0-4	1-2	2-2	4	1	1	0	0	3	25	3
NJIT	8-2	3-6	2-4	0-0	2-2	4	2	1	0	0	0	22	8
Hampton	9-3	4-8	1-4	0-0	2-2	4	2	1	0	1	1	26	9
UAB	10-4	0-0	0-0	0-0	1-4	5	0	1	0	0	3	24	0
UTPA	11-5	1-1	1-1	1-2	4-0	4	1	1	0	0	3	18	4
at NC State	12-6	1-5	0-0	0-0	2-2	4	0	0	1	1	0	20	2
Georgia Tech	13-6	1-1	0-0	0-2	0-1	1	0	0	0	0	3	11	2
Miami	14-6	0-2	0-2	0-0	0-2	2	0	0	0	2	2	9	0
UNCW	15-6	1-1	1-1	0-0	0-0	0	0	0	0	1	0	14	3
at Wake	16-6	2-9	1-5	0-0	3-1	4	0	1	0	2	3	17	5
Virginia Tech	17-6	0-0	0-0	0-0	3-1	4	0	1	0	2	5	15	0
at UNC	18-6	1-2	0-1	0-0	1-3	4	1	0	0	0	3	17	2

## CAREER STATISTICS

Year	G-GS	Min-Avg.	FG-FGA	Pct.	3FG-3FGA	Pct.	FT-FTA	Pct.	Off-Def.	Reb-Avg.	PF-DQ	Ast	TO	Blk	Stl	Pts-Avg
2007-08	7-0	12-1.7	3-3	1.000	1-1	1.000	0-0	.000	1-2	3-0.4	3-0	1	0	0	1	7-1.0
ACC	1-0	1-1.0	0-0	.000	0-0	.000	0-0	.000	0-0	0-0.0	0-0	0	0	0	0	0-0.0
2008-09	10-0	19-1.9	0-3	.000	0-1	.000	1-2	.500	2-1	3-0.3	2-0	1	2	0	0	1-0.1
ACC	5-0	5-1.0	0-1	.000	0-1	.000	1-2	.500	0-0	0-0.0	1-0	0	0	0	0	1-0.2
2009-10	18-6	302-16.8	24-59	.407	11-31	.355	4-8	.500	26-35	61-3.4	37-1	11	9	3	14	63-3.5
ACC	6-1	89-14.8	5-19	.263	1-8	.125	0-2	.000	9-10	19-3.2	16-1	1	2	1	7	11-1.8
<b>CAREER</b>	<b>35-6</b>	<b>333-9.5</b>	<b>27-65</b>	<b>.415</b>	<b>12-33</b>	<b>.364</b>	<b>5-10</b>	<b>.500</b>	<b>29-38</b>	<b>67-1.9</b>	<b>42-1</b>	<b>13</b>	<b>11</b>	<b>3</b>	<b>15</b>	<b>71-2.0</b>
ACC	12-1	95-7.9	5-20	.250	1-9	.111	1-4	.250	9-10	19-1.6	17-1	1	2	1	7	12-1.0



# TRISTAN SPURLOCK

# #24

Fr. • G/F • 6-8 • 217 • Woodbridge, Va. • Word of Life Christian Academy

## 2009-10 SEASON:

- Made collegiate debut vs. Longwood
- Scored first collegiate point at USF
- Had three points and two rebounds vs. Rider
- Had six points vs. NJIT
- Had five points and two rebounds vs. Hampton

## SINGLE GAME BESTS

### POINTS

Season: 6 vs. NJIT (12/21/09)  
 Career: 6 vs. NJIT (12/21/09)  
 ACC: --

### REBOUNDS

Season: 2 vs. Rider (11/19/09), vs. Hampton (12/23/09)  
 Career: 2 vs. Rider (11/19/09), vs. Hampton (12/23/09)  
 ACC: --

### FG MADE

Season: 3 vs. NJIT (12/21/09)  
 Career: 3 vs. NJIT (12/21/09)  
 ACC: --

### FG ATTEMPTS

Season: 5 vs. NJIT (12/21/09), vs. Hampton (12/23/09)  
 Career: 5 vs. NJIT (12/21/09), vs. Hampton (12/23/09)  
 ACC: --

### 3 PT FG MADE

Season: 1 vs. Rider (11/19/09), vs. Hampton (12/23/09)  
 Career: 1 vs. Rider (11/19/09), vs. Hampton (12/23/09)  
 ACC: --

### 3 PT FG ATTEMPTS

Season: 3 vs. Rider (11/19/09)  
 Career: 3 vs. Rider (11/19/09)  
 ACC: --

### FT MADE

Season: 1 at USF (11/16/09)  
 Career: 1 at USF (11/16/09)  
 ACC: --

### FT ATTEMPTS

Season: 2 at USF (11/16/09)  
 Career: 2 at USF (11/16/09)  
 ACC: --

### ASSISTS

Season: 1 vs. Hampton (12/23/09)  
 Career: 1 vs. Hampton (12/23/09)  
 ACC: --

### TURNOVERS

Season: 2 at USF (11/16/09)  
 Career: 2 at USF (11/16/09)  
 ACC: --

### BLOCKS

Season: --  
 Career: --  
 ACC: --

### STEALS

Season: 1 vs. NJIT (12/21/09), vs. Hampton (12/23/09)  
 Career: 1 vs. NJIT (12/21/09), vs. Hampton (12/23/09)  
 ACC: --

### MINUTES

Season: 9 at USF (11/16/09), vs. Hampton (12/23/09)  
 Career: 9 at USF (11/16/09), vs. Hampton (12/23/09)  
 ACC: 1 vs. Miami (1/16/10), at UNC (1/31/10)

## 2009-10 GAME-BY-GAME:

Opponent	GP-GS	FG-FGA	3FG-3FGA	FT-FTA	Off-Def	Total	A	TO	Blk	Stl	PF	Min	Pts
Longwood	1-0	0-1	0-0	0-0	0-0	0	0	0	0	0	1	3	0
at USF	2-0	0-0	0-0	1-2	1-0	1	0	2	0	0	0	9	1
Rider	3-0	1-4	1-3	0-0	0-2	2	0	0	0	0	2	8	3
Oral Roberts	4-0	1-1	0-0	0-0	0-0	0	0	0	0	0	0	1	2
vs. Stanford	DNP												
vs. Cleveland St	DNP												
Penn State	DNP												
at Auburn	DNP												
NJIT	5-0	3-5	0-2	0-0	0-1	1	0	0	0	1	0	5	6
Hampton	6-0	2-5	1-2	0-1	1-1	2	1	1	0	1	0	9	5
UAB	DNP												
UTPA	7-0	0-0	0-0	0-0	0-1	1	0	0	0	0	0	1	0
at NC State	DNP												
Georgia Tech	DNP												
Miami	8-0	0-0	0-0	0-0	0-0	0	0	0	0	0	1	1	0
UNCW	DNP												
at Wake	DNP												
Virginia Tech	DNP												
at UNC	9-0	0-0	0-0	0-0	0-0	0	0	0	0	0	0	1	0

## CAREER STATISTICS

Year	G-GS	Min-Avg.	FG-FGA	Pct.	3FG-3FGA	Pct.	FT-FTA	Pct.	Off-Def.	Reb-Avg.	PF-DQ	Ast	TO	Blk	Stl	Pts-Avg
2009-10	9-0	38-4.2	7-16	.438	2-7	.286	1-3	.333	2-5	7-0.8	4-0	1	3	0	2	17-1.9
ACC	2-0	2-1.0	0-0	.000	0-0	.000	0-0	.000	0-0	0-0.0	1-0	0	0	0	0	0-0.0
<b>CAREER</b>	<b>9-0</b>	<b>38-4.2</b>	<b>7-16</b>	<b>.438</b>	<b>2-7</b>	<b>.286</b>	<b>1-3</b>	<b>.333</b>	<b>2-5</b>	<b>7-0.8</b>	<b>4-0</b>	<b>1</b>	<b>3</b>	<b>0</b>	<b>2</b>	<b>17-1.9</b>
ACC	2-0	2-1.0	0-0	.000	0-0	.000	0-0	.000	0-0	0-0.0	1-0	0	0	0	0	0-0.0



# SOLOMON TAT

# #45

Sr. • G/F • 6-5 • 217 • Jos Plateau, Nigeria • Community Christian School

## 2009-10 SEASON:

- Team Tri-Captain
- Made season debut at USF
- Had four points and four rebounds vs. Rider
- Had one point and two rebounds vs. NJIT
- Had four points vs. Hampton
- Had one point vs. #23 Miami

## SINGLE GAME BESTS

### POINTS

Season: 4 vs. Rider (11/19/09), vs. Hampton (12/23/09)  
 Career: 12 at Xavier (1/3/08)  
 ACC: 8 at Virginia Tech (2/10/07)

### REBOUNDS

Season: 4 vs. Rider (11/19/09)  
 Career: 6 at Virginia Tech (2/10/07)  
 ACC: 6 at Virginia Tech (2/10/07)

### FG MADE

Season: 2 vs. Rider (11/19/09), vs. Hampton (12/23/09)  
 Career: 3 at Virginia Tech (2/10/07), at Xavier (1/3/08)  
 ACC: 3 at Virginia Tech (2/10/07)

### FG ATTEMPTS

Season: 3 vs. Rider (11/19/09)  
 Career: 9 at Virginia Tech (2/10/07)  
 ACC: 9 at Virginia Tech (2/10/07)

### 3 PT FG MADE

Season: --  
 Career: --  
 ACC: --

### 3 PT FG ATTEMPTS

Season: --  
 Career: 1 on five occasions  
 ACC: 1 on three occasions

### FT MADE

Season: 1 vs. NJIT (12/21/09), vs. Miami (1/16/10)  
 Career: 6 at Xavier (1/3/08)  
 ACC: 2 on four occasions

### FT ATTEMPTS

Season: 2 on three occasions  
 Career: 9 at Xavier (1/3/08)  
 ACC: 2 on eight occasions

### ASSISTS

Season: --  
 Career: 5 vs. Gonzaga (1/3/07)  
 ACC: 2 at Clemson (1/28/07), at Wake (3/3/07)

### TURNOVERS

Season: 1 vs. NJIT (12/21/09), vs. Hampton (12/23/09)  
 Career: 2 on eight occasions  
 ACC: 2 on six occasions

### BLOCKS

Season: --  
 Career: 1 vs. Longwood (2/13/07)  
 ACC: --

### STEALS

Season: 1 at North Carolina (1/31/10)  
 Career: 2 vs. Stanford (1/7/07), vs. Md. (1/16/07)  
 ACC: 2 vs. Maryland (1/16/07)

### MINUTES


Season: 5 vs. NJIT (12/21/09)  
 Career: 23 at Virginia Tech (2/10/07)  
 ACC: 23 at Virginia Tech (2/10/07)

## 2009-10 GAME-BY-GAME:

Opponent	GP-GS	FG-FGA	3FG-3FGA	FT-FTA	Off-Def	Total	A	TO	Blk	Stl	PF	Min	Pts
Longwood	DNP												
at USF	1-0	0-0	0-0	0-0	0-0	0	0	0	0	0	0	2	0
Rider	2-0	2-3	0-0	0-1	1-3	4	0	0	0	0	0	4	4
Oral Roberts	3-0	0-0	0-0	0-0	0-0	0	0	0	0	0	0	1	0
vs. Stanford	DNP												
vs. Cleveland St	DNP												
Penn State	DNP												
at Auburn	DNP												
NJIT	4-0	0-0	0-0	1-2	1-1	2	0	1	0	0	1	5	1
Hampton	5-0	2-2	0-0	0-0	0-1	1	0	1	0	0	0	3	4
UAB	DNP												
UTPA	6-0	0-0	0-0	0-0	0-0	0	0	0	0	0	0	1	0
at NC State	DNP												
Georgia Tech	DNP												
Miami	7-0	0-0	0-0	1-2	0-0	0	0	0	0	0	1	1	1
UNCW	DNP												
at Wake	8-0	0-0	0-0	0-0	0-0	0	0	0	0	0	0	2	0
Virginia Tech	DNP												
at UNC	9-0	0-0	0-0	0-2	0-0	0	0	0	0	1	0	1	0

## CAREER STATISTICS

Year	G-GS	Min-Avg.	FG-FGA	Pct.	3FG-3FGA	Pct.	FT-FTA	Pct.	Off-Def.	Reb-Avg.	PF-DQ	Ast	TO	Blk	Stl	Pts-Avg
2006-07	20-0	165-8.3	14-40	.350	0-3	.000	12-19	.632	7-25	32-1.6	24-0	13	8	1	8	40-2.0
ACC	13-0	107-8.2	8-25	.320	0-1	.000	5-5	1.000	5-16	21-1.6	17-0	6	4	0	5	21-1.6
2007-08	15-0	100-6.7	11-24	.458	0-2	.000	13-17	.765	4-16	20-1.3	6-0	5	6	0	3	35-2.3
ACC	9-0	68-7.6	7-15	.467	0-2	.000	5-6	.833	1-12	13-1.4	4-0	3	4	0	3	19-2.1
2008-09	17-8	119-7.0	4-15	.267	0-0	.000	3-4	.750	6-10	16-0.9	17-1	5	10	0	3	11-0.6
ACC	12-8	101-8.4	3-14	.214	0-0	.000	1-2	.500	6-7	13-1.1	13-1	3	9	0	2	7-0.6
2009-10	9-0	20-2.2	4-5	.800	0-0	.000	2-7	.286	2-5	7-0.8	2-0	0	2	0	1	10-1.1
ACC	3-0	4-1.3	0-0	.000	0-0	.000	1-4	.250	0-0	0-0.0	1-0	0	0	0	1	1-0.3
<b>CAREER</b>	<b>61-8</b>	<b>404-6.6</b>	<b>33-84</b>	<b>.393</b>	<b>0-5</b>	<b>.000</b>	<b>30-47</b>	<b>.638</b>	<b>19-56</b>	<b>75-1.2</b>	<b>49-1</b>	<b>23</b>	<b>26</b>	<b>1</b>	<b>15</b>	<b>96-1.6</b>
ACC	37-8	280-7.6	18-54	.333	0-3	.000	12-17	.706	12-35	47-1.3	35-1	12	17	0	11	48-1.3



# SAMMY ZEGLINSKI

# #13

So. • G • 6-0 • 182 • Philadelphia, Pa. • The William Penn Charter School

## 2009-10 SEASON:

- Had 14 points and six rebounds vs. Longwood
- Had 12 points vs. Rider
- Had 13 points vs. Oral Roberts
- Had 10 points and four assists vs. Cleveland State in Cancun
- Had 16 points vs. Penn State
- Had 18 points and four assists at Auburn
- Had eight points, four rebounds and a career-high two blocks vs. NJIT
- Had 13 points vs. Hampton
- Had nine points and two steals vs. #24 UAB
- Had 13 points, and season-high totals of six assists and four steals vs. UTPA
- Had 10 points and a career-high eight rebounds at NC State
- Had 10 points vs. #20 Georgia Tech
- Had 10 points, seven rebounds and six assists vs. #23 Miami
- Had 10 points, tied a career high with eight rebounds and had five assists vs. UNC Wilmington
- Scored nine points vs. Virginia Tech, including a 3-pointer with 1.3 seconds remaining to send the game into overtime
- Had a season-high and ACC career-high 19 points at North Carolina
- Has already made more 3-pointers (45) this season than his team-leading total (33) last season

## 2009-10 GAME-BY-GAME:

Opponent	GP-GS	FG-FGA	3FG-3FGA	FT-FTA	Off-Def	Total	A	TO	Blk	Stl	PF	Min	Pts
Longwood	1-1	5-10	4-7	0-2	0-6	6	4	5	0	1	3	37	14
at USF	2-2	1-4	0-1	0-0	0-0	0	2	2	1	2	4	24	2
Rider	3-3	4-5	2-2	2-4	0-4	4	2	1	0	1	1	25	12
Oral Roberts	4-4	4-7	3-6	2-2	1-2	3	1	0	0	0	2	23	13
vs. Stanford	5-5	1-5	0-2	0-0	0-6	6	3	1	0	1	4	33	2
vs. Cleveland St	6-6	4-7	2-5	0-0	0-3	3	4	3	0	2	1	38	10
Penn State	7-7	5-14	4-9	2-2	0-1	1	2	3	1	2	3	29	16
at Auburn	8-8	5-11	5-9	3-3	0-5	5	4	1	0	1	3	34	18
NJIT	9-9	3-5	2-4	0-0	2-2	4	0	1	2	0	2	23	8
Hampton	10-10	4-9	3-8	2-2	0-1	1	2	0	1	2	0	21	13
UAB	11-11	3-6	2-4	1-1	0-1	1	0	5	0	2	3	26	9
UTPA	12-12	5-7	3-4	0-0	0-2	2	6	2	0	4	1	29	13
at NC State	13-13	2-4	2-2	4-4	1-7	8	3	1	0	0	2	36	10
Georgia Tech	14-14	4-9	2-5	0-0	0-3	3	1	1	0	1	1	27	10
Miami	15-15	3-8	2-6	2-2	0-7	7	6	0	0	1	2	26	10
UNCW	16-16	4-10	2-4	0-0	1-7	8	5	3	0	2	1	30	10
at Wake	17-17	0-5	0-3	1-3	1-1	2	2	2	0	0	2	28	1
Virginia Tech	18-18	2-7	2-7	3-4	1-4	5	4	4	2	0	3	40	9
at UNC	19-19	5-9	5-8	4-4	0-2	2	4	3	0	4	2	27	19

## SINGLE GAME BESTS

### POINTS

Season: 19 at North Carolina (1/31/10)  
 Career: 24 vs. Liberty (11/25/08)  
 ACC: 19 at North Carolina (1/31/10)

### REBOUNDS

Season: 8 at NC State (1/9/10), vs. UNCW (1/18/10)  
 Career: 8 at NC State (1/9/10), vs. UNCW (1/18/10)  
 ACC: 8 at NC State (1/9/10)

### FG MADE

Season: 5 on five occasions  
 Career: 8 vs. Liberty (11/25/08)  
 ACC: 6 vs. Clemson (2/15/09)

### FG ATTEMPTS

Season: 14 vs. Penn State (11/30/09)  
 Career: 14 vs. Auburn (12/20/08), vs. Penn St (11/30/09)  
 ACC: 11 at North Carolina (2/7/09)

### 3 PT FG MADE

Season: 5 at Auburn (12/7/09), at UNC (1/31/10)  
 Career: 6 vs. Liberty (11/25/08)  
 ACC: 5 at North Carolina (1/31/10)

### 3 PT FG ATTEMPTS

Season: 9 vs. Penn St (11/30/09), at Auburn (12/7/09)  
 Career: 10 vs. Liberty (11/25/08)  
 ACC: 9 at Georgia Tech (12/28/08)

### FT MADE

Season: 4 at NC State (1/9/10), at UNC (1/31/10)  
 Career: 4 on four occasions  
 ACC: 4 on three occasions

### FT ATTEMPTS

Season: 4 on four occasions  
 Career: 8 vs. Florida State (1/24/09)  
 ACC: 8 vs. Florida State (1/24/09)

### ASSISTS

Season: 6 vs. UTPA (1/5/10), Miami (1/16/10)  
 Career: 8 at Virginia Tech (1/10/09)  
 ACC: 8 at Virginia Tech (1/10/09)

### TURNOVERS

Season: 5 vs. Longwood (11/13/09), vs. UAB (12/30/09)  
 Career: 6 vs. Clemson (2/15/09)  
 ACC: 6 vs. Clemson (2/15/09)

### BLOCKS

Season: 2 vs. NJIT (12/21/09), vs. VT (1/28/10)  
 Career: 2 vs. NJIT (12/21/09), vs. VT (1/28/10)  
 ACC: 2 vs. Virginia Tech (1/28/10)

### STEALS

Season: 4 vs. UTPA (1/5/10), at UNC (1/31/10)  
 Career: 5 vs. Florida State (1/24/09)  
 ACC: 5 vs. Florida State (1/24/09)

### MINUTES

Season: 40 vs. Virginia Tech (1/28/10)  
 Career: 40 vs. Virginia Tech (1/28/10)  
 ACC: 40 vs. Virginia Tech (1/28/10)

## CAREER STATISTICS

Year	G-GS	Min-Avg.	FG-FGA	Pct.	3FG-3FGA	Pct.	FT-FTA	Pct.	Off-Def.	Reb-Avg.	PF-DQ	Ast	TO	Blk	Stl	Pts-Avg
2007-08	8-0	62-7.8	3-12	.250	1-7	.143	0-2	.000	3-6	9-1.1	8-0	15	9	1	3	7-0.9
ACC	0-0															
2008-09	28-15	669-23.9	82-213	.385	33-105	.314	20-35	.571	9-57	66-2.4	68-2	84	70	2	36	217-7.8
ACC	16-7	362-22.6	32-101	.317	12-56	.214	6-16	.375	6-27	33-2.1	33-0	44	37	0	18	82-5.1
2009-10	19-19	556-29.3	64-142	.451	45-96	.469	26-33	.788	7-64	71-3.7	40-0	55	38	7	26	199-10.5
ACC	6-6	184-30.7	16-42	.381	13-31	.419	14-17	.824	3-24	27-4.5	12-0	20	11	2	6	59-9.8
<b>CAREER</b>	<b>55-34</b>	<b>1287-23.4</b>	<b>149-367</b>	<b>.406</b>	<b>79-208</b>	<b>.380</b>	<b>46-70</b>	<b>.657</b>	<b>19-127</b>	<b>146-2.7</b>	<b>116-2</b>	<b>154</b>	<b>117</b>	<b>10</b>	<b>65</b>	<b>423-7.7</b>
ACC	22-13	546-24.8	48-143	.336	25-87	.287	20-33	.606	9-51	60-2.7	45-0	64	48	2	24	141-6.4







**VIRGINIA** 68 December 21, 2009  
**NJIT** 37 John Paul Jones Arena • Charlottesville, Va.

**NJIT (3-8)**

Player	FG	3FG	FT	O-D	Reb	PF	Pts	A	TO	Blk	Stl	Min
Regis (F)	2-9	0-0	1-2	1-4	5	3	5	0	0	2	0	28
Flores (G)	2-7	0-3	0-0	0-1	1	1	4	1	4	0	1	32
Wilson (G)	3-11	2-5	3-6	2-2	4	1	11	1	1	0	0	24
Wilkerson (G)	3-7	2-3	1-2	0-6	6	2	9	2	2	0	1	31
Scott (G)	1-4	1-2	0-0	0-4	4	1	3	2	1	0	0	28
Lopez	0-1	0-0	0-0	2-3	5	1	0	0	0	0	0	9
Schickel, S.	1-5	1-4	0-0	0-1	1	0	3	1	1	0	0	22
Schickel, T.	1-2	0-0	0-0	0-1	1	1	2	0	2	0	1	12
Darnell	0-0	0-0	0-0	0-0	0	0	0	0	0	0	1	2
McCarthy	0-2	0-0	0-0	0-3	3	5	0	0	2	0	0	12
				0-1	1							
<b>TOTALS</b>	<b>13-48</b>	<b>6-17</b>	<b>5-10</b>	<b>5-26</b>	<b>31</b>	<b>15</b>	<b>37</b>	<b>8</b>	<b>14</b>	<b>2</b>	<b>4</b>	<b>200</b>
	.271	.353	.500									

**VIRGINIA (5-4)**

Player	FG	3FG	FT	O-D	Reb	PF	Pts	A	TO	Blk	Stl	Min
Sherrill (F)	3-6	2-4	0-0	2-2	4	0	8	2	1	0	0	22
Sene (C)	1-5	0-0	2-3	4-7	11	2	4	1	0	2	1	28
Baker (G)	4-8	1-2	0-0	0-2	2	1	9	1	1	0	1	22
Zeglinski (G)	3-5	2-4	0-0	2-2	4	2	8	0	1	2	0	23
Landesberg (G)	3-11	0-0	4-4	1-4	5	0	10	1	2	0	3	23
Browman	0-0	0-0	0-0	0-1	1	1	0	0	0	0	0	3
Evans	3-4	0-0	1-2	0-5	5	1	7	3	0	0	2	23
Farrakhan	0-5	0-1	0-0	0-2	2	0	0	2	0	0	0	16
Jonke	0-1	0-1	0-0	0-0	0	0	0	0	1	0	0	4
Kody	0-0	0-0	0-0	0-0	0	0	0	1	0	0	1	2
Jones	3-9	2-6	3-4	0-2	2	0	11	0	0	0	0	14
Spurlock	3-5	0-2	0-0	0-1	1	0	6	0	0	0	1	5
Tat	0-0	0-0	1-2	1-1	2	1	1	0	1	0	0	5
Meyinsse	1-3	0-0	2-2	3-2	5	1	4	1	0	1	2	10
				2-0	2							
<b>TOTALS</b>	<b>24-62</b>	<b>7-20</b>	<b>13-17</b>	<b>15-31</b>	<b>46</b>	<b>9</b>	<b>68</b>	<b>12</b>	<b>7</b>	<b>5</b>	<b>11</b>	<b>200</b>
	.387	.350	.765									

<b>NJIT</b>	19	18	37
<b>VIRGINIA</b>	32	36	68

Officials: Mike Wood, Mike Eades, Jose Carrion  
 Technicals: none • Attendance: 7,264

**VIRGINIA** 72 December 30, 2009  
**#24 UAB** 63 John Paul Jones Arena • Charlottesville, Va.

**UAB (11-2)**

Player	FG	3FG	FT	O-D	Reb	PF	Pts	A	TO	Blk	Stl	Min
Crawford (F)	5-9	0-1	4-6	0-2	2	5	14	1	1	0	0	26
Johnson (G)	2-7	0-0	1-4	1-3	4	3	5	5	2	0	1	39
Sanders (G)	2-9	1-6	0-1	3-3	6	1	5	0	1	1	0	35
Millsap (G)	13-22	1-2	0-0	4-7	11	3	27	1	4	0	1	34
Drake (G)	1-4	0-3	0-0	0-2	2	3	2	0	3	0	0	37
Cooper	2-2	0-0	0-4	1-1	2	2	4	0	2	0	1	16
Moore	1-1	0-0	0-0	0-0	0	0	2	0	0	0	0	4
Fields	1-3	0-2	0-0	0-0	0	0	2	0	0	0	0	5
Soko	1-2	0-0	0-0	2-0	2	1	2	0	0	0	0	4
				2-2	4							
<b>TOTALS</b>	<b>28-59</b>	<b>2-14</b>	<b>5-15</b>	<b>13-20</b>	<b>33</b>	<b>18</b>	<b>63</b>	<b>7</b>	<b>13</b>	<b>1</b>	<b>3</b>	<b>200</b>
	.475	.143	.333									

**VIRGINIA (7-4)**

Player	FG	3FG	FT	O-D	Reb	PF	Pts	A	TO	Blk	Stl	Min
Sherrill (F)	0-0	0-0	0-0	1-4	5	3	0	0	1	0	0	24
Sene (C)	0-1	0-0	1-2	2-0	2	0	1	0	0	2	0	7
Baker (G)	3-8	1-5	1-2	0-2	2	2	8	6	2	0	1	24
Zeglinski (G)	3-6	2-4	1-1	0-1	1	3	9	0	5	0	2	26
Landesberg (G)	6-16	0-0	7-10	2-4	6	3	19	4	2	1	0	34
Evans	3-4	1-1	2-2	0-0	0	2	9	3	0	0	2	21
Farrakhan	3-5	2-3	2-2	0-2	2	0	10	2	0	2	1	21
Jones	0-2	0-0	0-0	0-0	0	0	0	0	1	0	0	6
Scott	4-7	0-0	2-2	1-6	7	3	10	0	1	0	0	23
Meyinsse	3-3	0-0	0-0	1-2	3	1	6	0	0	1	0	14
				2-2	4							
<b>TOTALS</b>	<b>25-52</b>	<b>6-13</b>	<b>16-21</b>	<b>9-23</b>	<b>32</b>	<b>17</b>	<b>72</b>	<b>15</b>	<b>12</b>	<b>6</b>	<b>6</b>	<b>200</b>
	.481	.462	.762									

<b>UAB</b>	35	28	63
<b>VIRGINIA</b>	30	42	72

Officials: Raymond Styons, Brent Hampton, Patrick Adams  
 Technicals: none  
 Attendance: 9,444

**VIRGINIA** 80 December 23, 2009  
**HAMPTON** 54 John Paul Jones Arena • Charlottesville, Va.

**HAMPTON (2-10)**

Player	FG	3FG	FT	O-D	Reb	PF	Pts	A	TO	Blk	Stl	Min
Funches (F)	3-9	0-1	4-4	6-4	10	1	10	1	3	2	2	33
Freeman (F)	3-7	0-0	2-4	1-0	1	3	8	0	2	1	1	31
Lola-Charles (C)	0-3	0-0	0-0	2-1	3	3	0	0	1	1	0	14
Pellum (G)	1-5	0-3	0-0	0-1	1	0	2	0	2	0	0	22
Simpson (G)	2-7	1-5	0-0	0-2	2	1	5	1	3	0	0	19
Brooks	0-1	0-1	0-2	0-0	0	1	0	5	1	0	0	17
Tunnell	0-1	0-0	0-0	0-0	0	0	0	0	0	0	0	7
Tolson	3-6	1-4	0-0	0-2	2	1	7	0	0	0	1	17
Morgan	6-12	4-7	2-2	1-0	1	1	18	0	1	0	1	26
Ntoko	1-2	0-0	0-0	0-1	1	0	2	0	0	0	1	2
Reed	1-1	0-0	0-0	0-1	1	0	2	0	0	0	0	10
Taylor	0-0	0-0	0-0	0-0	0	1	0	0	0	0	0	2
				2-2	4							
<b>TOTALS</b>	<b>20-54</b>	<b>6-21</b>	<b>8-12</b>	<b>12-14</b>	<b>26</b>	<b>12</b>	<b>54</b>	<b>7</b>	<b>13</b>	<b>4</b>	<b>6</b>	<b>200</b>
	.370	.286	.667									

**VIRGINIA (6-4)**

Player	FG	3FG	FT	O-D	Reb	PF	Pts	A	TO	Blk	Stl	Min
Sherrill (F)	4-8	1-4	0-0	2-2	4	1	9	2	1	0	1	26
Sene (C)	3-6	0-0	2-2	2-6	8	3	8	1	2	5	1	25
Baker (G)	2-4	1-2	0-0	2-0	2	0	5	4	0	0	0	18
Zeglinski (G)	4-9	3-8	2-2	0-1	1	0	13	2	0	1	2	21
Landesberg (G)	5-13	1-2	3-3	7-5	12	0	14	6	1	0	1	28
Browman	0-0	0-0	0-0	0-0	0	1	0	0	1	0	0	2
Evans	2-2	0-0	0-0	0-3	3	1	4	3	3	0	0	17
Farrakhan	3-5	2-2	2-2	1-0	1	1	10	2	0	0	0	16
Jonke	0-0	0-0	0-0	0-1	1	0	0	0	1	0	0	2
Kody	0-0	0-0	0-0	0-0	0	0	0	0	0	0	0	2
Jones	3-6	2-3	0-0	1-0	1	1	8	1	0	1	0	18
Spurlock	2-5	1-2	0-1	1-1	2	0	5	1	1	0	1	9
Tat	2-2	0-0	0-0	0-1	1	0	4	0	1	0	0	3
Meyinsse	0-0	0-0	0-0	0-1	1	4	0	0	0	0	0	13
				1-3	4							
<b>TOTALS</b>	<b>30-60</b>	<b>11-23</b>	<b>9-10</b>	<b>17-24</b>	<b>41</b>	<b>12</b>	<b>80</b>	<b>22</b>	<b>11</b>	<b>7</b>	<b>6</b>	<b>200</b>
	.500	.478	.900									

<b>HAMPTON</b>	28	26	54
<b>VIRGINIA</b>	48	32	80

Officials: Les Jones, Tim Nestor, John Gaffney  
 Technicals: none • Attendance: 7,803

**VIRGINIA** 72 January 5, 2010  
**UTPA** 53 John Paul Jones Arena • Charlottesville, Va.

**TEXAS-PAN AMERICAN (1-15)**

Player	FG	3FG	FT	O-D	Reb	PF	Pts	A	TO	Blk	Stl	Min
Valera (F)	4-7	0-0	3-4	1-5	6	2	11	1	1	1	0	25
Urbanus (G)	2-4	2-2	0-0	0-1	1	1	6	1	2	0	0	29
Hearn (G)	1-3	0-1	1-3	0-3	3	1	3	1	2	0	0	24
Maree (G)	5-10	0-1	4-5	1-3	4	2	14	1	1	0</		

**VIRGINIA** 70 January 9, 2010  
**NC STATE** 62 RBC Center • Raleigh, N.C.

**VIRGINIA (9-4, 1-0)**

Player	FG	3FG	FT	O-D	Reb	PF	Pts	A	TO	Blk	Stl	Min
Sherrill (F)	1-5	0-0	0-0	2-2	4	0	2	0	0	1	1	20
Scott (F)	5-11	0-0	4-4	1-6	7	3	14	2	3	0	0	30
Baker (G)	1-4	0-2	0-0	1-1	2	1	2	3	0	0	0	15
Zeglinski (G)	2-4	2-2	4-4	1-7	8	2	10	3	1	0	0	36
Landesberg (G)	7-14	1-1	8-8	1-4	5	3	23	0	2	1	1	32
Evans	1-3	0-1	0-0	0-1	1	2	2	2	1	0	2	10
Farrakhan	0-4	0-3	3-4	0-3	3	2	3	1	2	0	1	21
Jones	3-3	2-2	0-0	0-1	1	0	8	0	0	0	1	18
Meynsse	3-6	0-0	0-0	3-2	5	3	6	0	1	2	0	18
				0-0	0							
<b>TOTALS</b>	<b>23-54</b>	<b>5-11</b>	<b>19-20</b>	<b>9-27</b>	<b>36</b>	<b>16</b>	<b>70</b>	<b>11</b>	<b>10</b>	<b>4</b>	<b>6</b>	<b>200</b>
	<i>.426</i>	<i>.455</i>	<i>.950</i>									

**NC STATE (11-5, 0-2)**

Player	FG	3FG	FT	O-D	Reb	PF	Pts	A	TO	Blk	Stl	Min
Smith (F)	6-12	0-0	6-10	3-6	9	2	18	2	2	0	0	33
Horner (F)	5-10	0-2	2-3	0-2	2	5	12	1	1	0	1	29
Gonzalez (G)	2-9	0-3	2-3	1-4	5	1	6	3	1	0	1	31
Wood (G)	2-5	2-4	0-0	1-0	1	2	6	1	0	0	0	32
Williams (G)	2-4	1-1	0-0	0-2	2	3	5	4	2	1	0	25
Howell	2-3	0-0	1-2	0-3	3	1	5	0	1	0	0	10
Degand	1-2	1-2	2-4	1-2	3	5	5	1	1	0	0	15
Vandenberg	1-2	0-0	0-0	0-1	1	0	2	0	0	1	0	7
Davis	0-3	0-0	0-0	2-0	2	0	0	0	0	0	0	9
Mays	0-2	0-2	3-4	0-0	0	0	3	2	1	0	0	9
				0-2	2							
<b>TOTALS</b>	<b>21-52</b>	<b>4-14</b>	<b>16-26</b>	<b>8-22</b>	<b>30</b>	<b>19</b>	<b>62</b>	<b>14</b>	<b>9</b>	<b>2</b>	<b>2</b>	<b>200</b>
	<i>.404</i>	<i>.286</i>	<i>.615</i>									

<b>VIRGINIA</b>	26	44	70	Officials:	Mike Wood, Bernard Clinton, Mike Eades
<b>NC STATE</b>	30	32	62	Technical:	none
				Attendance:	16,289

**VIRGINIA** 82 January 13, 2010  
**#20 GA TECH** 75 John Paul Jones Arena • Charlottesville, Va.

**GEORGIA TECH (12-4, 1-2)**

Player	FG	3FG	FT	O-D	Reb	PF	Pts	A	TO	Blk	Stl	Min
Favors (F)	6-8	0-0	0-2	4-7	11	1	12	0	1	0	0	30
Lawal (F)	5-12	0-0	2-6	1-3	4	2	12	0	0	2	0	26
Udofia (G)	4-10	1-5	1-2	2-1	3	2	10	5	0	0	1	30
Shumpert (G)	7-14	1-5	0-0	3-2	5	2	15	6	2	0	2	35
Bell (G)	2-4	0-0	0-0	0-1	1	4	4	1	1	1	1	24
Foreman	1-2	1-2	0-0	0-0	0	5	3	1	2	1	0	15
Oliver	0-1	0-1	0-0	0-2	2	0	0	0	1	0	0	12
Peacock	8-12	3-4	0-1	2-5	7	3	19	2	1	1	0	23
Rice	0-1	0-0	0-0	0-0	0	0	0	0	3	0	0	5
				0-0	0							
<b>TOTALS</b>	<b>33-64</b>	<b>6-17</b>	<b>3-11</b>	<b>12-21</b>	<b>33</b>	<b>19</b>	<b>75</b>	<b>15</b>	<b>11</b>	<b>5</b>	<b>4</b>	<b>200</b>
	<i>.516</i>	<i>.353</i>	<i>.273</i>									

**VIRGINIA (10-4, 2-0)**

Player	FG	3FG	FT	O-D	Reb	PF	Pts	A	TO	Blk	Stl	Min
Scott (F)	6-9	0-0	0-0	1-5	6	0	12	1	1	0	1	32
Meynsse (F)	3-5	0-0	2-3	4-2	6	4	8	2	0	0	0	20
Baker (G)	1-2	0-0	0-0	0-1	1	1	2	0	2	0	0	11
Zeglinski (G)	4-9	2-5	0-0	0-3	3	1	10	1	1	0	1	27
Landesberg (G)	6-17	1-3	9-9	2-4	6	3	22	5	3	1	0	34
Evans	0-4	0-2	0-0	0-0	0	0	0	0	0	0	0	12
Farrakhan	4-8	1-2	6-6	1-0	1	0	15	4	0	0	3	23
Sene	0-1	0-0	2-2	4-2	6	1	2	0	0	0	0	15
Sherrill	1-1	0-0	0-2	0-1	1	3	2	0	0	0	0	11
Jones	2-5	1-2	4-4	0-2	2	1	9	1	0	0	1	15
				3-1	4							
<b>TOTALS</b>	<b>27-61</b>	<b>5-14</b>	<b>23-26</b>	<b>15-21</b>	<b>36</b>	<b>14</b>	<b>82</b>	<b>17</b>	<b>7</b>	<b>1</b>	<b>6</b>	<b>200</b>
	<i>.443</i>	<i>.357</i>	<i>.885</i>									

<b>GEORGIA TECH</b>	39	36	75	Officials:	Gary Maxwell, Karl Hess, Ray Natili
<b>VIRGINIA</b>	38	44	82	Technical:	none
				Attendance:	8,924

**VIRGINIA** 75 January 16, 2010  
**#23 MIAMI** 57 John Paul Jones Arena • Charlottesville, Va.

**MIAMI (15-3, 1-3)**

Player	FG	3FG	FT	O-D	Reb	PF	Pts	A	TO	Blk	Stl	Min
Collins (F)	3-7	0-0	5-10	4-5	9	4	11	1	4	0	1	26
Jones (F)	1-3	0-0	0-0	0-0	0	0	2	0	2	0	0	6
Johnson (C)	1-4	0-0	4-4	1-7	8	4	6	1	1	0	0	25
Scott (G)	3-5	0-0	1-2	0-1	1	0	7	0	0	0	0	20
Dews (G)	3-11	1-4	6-6	0-1	1	3	13	0	1	1	1	32
Grant	2-11	0-5	3-4	0-3	3	0	7	5	0	0	1	29
Allen	1-2	1-1	0-0	0-0	0	1	3	0	0	0	0	6
McGowan	0-1	0-1	0-0	0-0	0	2	0	0	2	1	0	7
Adams	0-2	0-2	0-0	0-1	1	0	0	0	0	0	0	9
Thomas	3-7	2-6	0-0	3-2	5	3	8	1	0	0	2	30
Gamble	0-1	0-0	0-0	0-0	0	2	0	0	2	2	0	10
				4-2	6							
<b>TOTALS</b>	<b>17-54</b>	<b>4-19</b>	<b>19-26</b>	<b>12-22</b>	<b>34</b>	<b>19</b>	<b>57</b>	<b>8</b>	<b>12</b>	<b>4</b>	<b>5</b>	<b>200</b>
	<i>.315</i>	<i>.211</i>	<i>.731</i>									

**VIRGINIA (11-4, 3-0)**

Player	FG	3FG	FT	O-D	Reb	PF	Pts	A	TO	Blk	Stl	Min
Scott (F)	5-11	0-0	0-0	2-2	4	1	10	2	2	0	0	28
Meynsse (F)	3-4	0-0	0-0	1-3	4	2	6	0	0	0	0	22
Evans (G)	2-5	0-0	0-0	0-7	7	2	4	4	0	0	1	24
Zeglinski (G)	3-8	2-6	2-2	0-7	7	2	10	6	0	0	1	26
Landesberg (G)	8-14	0-1	2-2	2-0	2	2	18	3	4	0	1	31
Farrakhan	4-5	1-1	4-6	0-3	3	2	13	2	2	1	0	19
Baker	1-2	0-1	2-4	0-1	1	1	4	2	0	0	0	15
Sene	0-1	0-0	0-0	2-0	2	1	0	0	1	0	1	10
Sherrill	0-2	0-2	0-0	0-2	2	2	0	0	0	0	2	9
Jones	3-4	3-3	0-0	0-0	0	0	9	0	0	0	0	14
Spurlock	0-0	0-0	0-0	0-0	0	1	0	0	0	0	0	1
Tat	0-0	0-0	1-2	0-0	0	1	1	0	0	0	0	1
				0-2	2							
<b>TOTALS</b>	<b>29-56</b>	<b>6-14</b>	<b>11-16</b>	<b>7-27</b>	<b>34</b>	<b>17</b>	<b>75</b>	<b>19</b>	<b>9</b>	<b>1</b>	<b>6</b>	<b>200</b>
	<i>.518</i>	<i>.429</i>	<i>.688</i>									

<b>MIAMI</b>	21	36	57	Officials:	Bryan Kersey, Les Jones, Brian Dorsey
<b>VIRGINIA</b>	33	42	75	Technical:	none
				Attendance:	11,413

**VIRGINIA** 69 January 18, 2010  
**UNCW** 67 John Paul Jones Arena • Charlottesville, Va.

**UNC WILMINGTON (6-12)**

Player	FG	3FG	FT	O-D	Reb	PF	Pts	A	TO	Blk	Stl	Min
Wilson (F)	2-3	0-0	0-0	1-0	1	3	4	1	0	0	0	18
Fields (F)	1-6	0-0	0-1	1-6	7	4	2	1	1	2	0	32
Jeralds (G)	2-2	0-0	0-0	0-0	0	4	4	1	2	0	0	16
Tomko (G)	7-15	3-7	0-0	0-3	3	2	17	8	4	0	4	39
Wolf (G)	2-5	1-3	2-2	1-0	1	0	7	2	0	0	0	22
Rendleman	1-1	0-0	0-0	0-3	3	1	2	0	0	1	0	18
Basnight	2-7	2-7	0-0	0-1	1	0	6	0	1	1	0	11
Felder	1-3	0-1	0-0	0-4	4	0	2	3	2	0	0	10
Grant	7-8	5-6	0-0	0-4	4	2	19	0	5	0	0	22
Mercer	1-1	0-0	2-2	0-1	1	0	4	0	1	0	0	12
				0-0	0							
<b>TOTALS</b>	<b>26-51</b>	<b>11-24</b>	<b>4-5</b>	<b>3-22</b>	<b>25</b>	<b>16</b>	<b>67</b>	<b>16</b>	<b>16</b>	<b>4</b>	<b>4</b>	<b>200</b>
	<i>.510</i>	<i>.458</i>	<i>.800</i>									

**VIRGINIA (12-4)**

Player	FG	3FG	FT	O-D	Reb	PF	Pts	A	TO	Blk	Stl	Min
Scott (F)	6-10	0-0	0-0	1-2	3	2	12	2	4	0	2	25
Meynsse (F)	3-6	0-0	8-9	2-1	3	3	14	0	1	0	1	27
Evans (G)	2-4	0-1	0-0	0-2	2	1	4	3	0	0	3	30
Zeglinski (G)	4-10	2-4	0-0	1-7	8	1	10	5	3	0	2	30
Landesberg (G)	5-13	0-0	9-10	2-3	5	1	19	0	1	0	1	33
Farrakhan	0-4	0-1	3-4	1-1	2	0	3	0	2	0	1	12
Baker	0-2	0-1	0-0	1-0	1	0	0	1	0	0	1	7
Sene	1-1	0-0	0-0	0-2	2	1	2	0	0	0	0	12
Sherrill	1-1	1-1	0-0	0-0	0	0	3	0	0	0	1	14

**WAKE FOREST 69** January 23, 2010  
**VIRGINIA 57** Joel Coliseum • Winston-Salem, N.C.

**VIRGINIA (12-5, 3-1)**

Player	FG	3FG	FT	O-D	Reb	PF	Pts	A	TO	Blk	Stl	Min
Scott (F)	3-10	0-0	0-0	0-2	2	2	6	0	3	0	1	18
Meyinsse (F)	1-2	0-0	1-3	1-3	4	1	3	0	1	0	1	23
Evans (G)	2-4	0-2	0-0	0-1	1	5	4	2	0	0	2	28
Zeglinski (G)	0-5	0-3	1-3	1-1	2	2	1	2	2	0	0	28
Landesberg (G)	6-13	1-2	5-6	1-3	4	5	18	0	3	0	2	25
Farrakhan	4-11	1-3	1-4	2-1	3	3	10	2	2	0	1	22
Sene	0-1	0-0	0-0	1-2	3	3	0	0	0	0	0	12
Sherrill	2-9	1-5	0-0	3-1	4	3	5	0	1	0	2	17
Jones	4-10	2-6	0-0	2-1	3	1	10	0	0	0	3	25
Tat	0-0	0-0	0-0	0-0	0	0	0	0	0	0	0	2
				3-0	3							
<b>TOTALS</b>	<b>22-65</b>	<b>5-21</b>	<b>8-16</b>	<b>14-15</b>	<b>29</b>	<b>25</b>	<b>57</b>	<b>6</b>	<b>12</b>	<b>0</b>	<b>12</b>	<b>200</b>
	<b>.338</b>	<b>.238</b>	<b>.500</b>									

**WAKE FOREST (14-4, 4-2)**

Player	FG	3FG	FT	O-D	Reb	PF	Pts	A	TO	Blk	Stl	Min
Aminu (F)	3-8	0-0	4-5	4-6	10	2	10	4	5	1	2	29
McFarland (C)	7-9	0-0	2-4	1-5	6	4	16	1	2	0	0	28
Smith (G)	7-10	0-1	7-10	1-6	7	1	21	6	2	2	0	38
Harris (G)	1-3	1-3	4-4	0-0	0	3	7	0	2	0	0	24
Williams (G)	1-1	0-0	2-4	1-5	6	0	4	1	6	1	1	30
Clark	1-3	1-3	0-0	0-1	1	1	3	0	0	0	0	13
Stewart	1-8	1-3	0-0	1-3	4	1	3	0	5	0	0	15
Weaver	0-0	0-0	0-0	0-2	2	1	0	1	1	0	0	12
Woods	2-2	0-0	1-2	1-5	6	1	5	0	1	1	0	11
				0-0	0							
<b>TOTALS</b>	<b>23-44</b>	<b>3-10</b>	<b>20-29</b>	<b>9-33</b>	<b>42</b>	<b>14</b>	<b>69</b>	<b>13</b>	<b>24</b>	<b>5</b>	<b>3</b>	<b>200</b>
	<b>.523</b>	<b>.300</b>	<b>.690</b>									

<b>VIRGINIA</b>	15	42	57
<b>WAKE FOREST</b>	34	35	69

Officials: Les Jones, Tim Nestor, Sean Hull  
 Technicals: none  
 Attendance: 13,831

**VIRGINIA TECH 76** January 28, 2010  
**VIRGINIA 71 OT** John Paul Jones Arena • Charlottesville, Va.

**VIRGINIA TECH (16-3, 3-2)**

Player	FG	3FG	FT	O-D	Reb	PF	Pts	A	TO	Blk	Stl	Min
Allen (F)	2-7	0-1	0-0	2-5	7	3	4	0	3	1	2	17
Davila (F)	3-4	0-0	0-0	1-2	3	3	6	0	3	0	0	38
Bell (G)	0-2	0-0	1-2	0-5	5	2	1	1	0	0	1	25
Hudson (G)	7-14	3-3	1-2	0-2	2	3	18	3	4	0	2	42
Delaney (G)	9-24	0-6	9-10	1-5	6	3	27	2	3	0	2	43
Raines	0-0	0-0	0-0	0-0	0	0	0	0	0	0	0	2
Green	1-2	1-2	0-0	0-1	1	0	3	4	0	0	2	22
Witcher	0-0	0-0	0-0	0-0	0	0	0	0	0	0	0	3
Boggs	0-0	0-0	0-0	0-0	0	1	0	0	1	0	1	4
Thompson	6-9	0-0	5-6	3-4	7	2	17	2	0	0	1	29
				5-3	8							
<b>TOTALS</b>	<b>28-62</b>	<b>4-12</b>	<b>16-20</b>	<b>12-27</b>	<b>39</b>	<b>17</b>	<b>76</b>	<b>12</b>	<b>14</b>	<b>1</b>	<b>11</b>	<b>225</b>
	<b>.452</b>	<b>.333</b>	<b>.800</b>									

**VIRGINIA (12-6, 3-2)**

Player	FG	3FG	FT	O-D	Reb	PF	Pts	A	TO	Blk	Stl	Min
Scott (F)	8-16	1-1	4-4	2-6	8	3	21	0	1	1	2	40
Meyinsse (F)	3-3	0-0	3-4	0-4	4	3	9	0	0	2	1	34
Evans (G)	0-3	0-0	0-0	0-1	1	4	0	1	2	0	1	16
Zeglinski (G)	2-7	2-7	3-4	1-4	5	3	9	4	4	2	0	40
Landesberg (G)	8-16	2-5	0-2	2-2	4	4	18	5	6	0	1	37
Farrakhan	1-3	0-1	0-0	0-3	3	0	2	0	1	2	0	15
Sherrill	0-0	0-0	0-0	3-1	4	5	0	0	1	0	2	15
Jones	3-9	1-5	5-8	0-2	2	1	12	2	1	0	0	28
				1-2	3							
<b>TOTALS</b>	<b>25-57</b>	<b>6-19</b>	<b>15-22</b>	<b>9-25</b>	<b>34</b>	<b>23</b>	<b>71</b>	<b>12</b>	<b>16</b>	<b>7</b>	<b>7</b>	<b>225</b>
	<b>.439</b>	<b>.316</b>	<b>.682</b>									

<b>VIRGINIA TECH</b>	28	37	11	76
<b>VIRGINIA</b>	27	38	6	71

Officials: Karl Hess, Gary Maxwell, Roger Ayers  
 Technicals: none  
 Ejections: Allen (VT) @ 13:41 (II)  
 Attendance: 13,449

**VIRGINIA 75** January 31, 2010  
**N. CAROLINA 60** Dean E. Smith Center • Chapel Hill, N.C.

**VIRGINIA (13-6, 4-2)**

Player	FG	3FG	FT	O-D	Reb	PF	Pts	A	TO	Blk	Stl	Min
Scott (F)	4-8	1-1	2-2	2-3	5	1	11	3	0	1	2	27
Meyinsse (F)	3-4	0-0	1-1	2-3	5	4	7	0	1	3	0	22
Evans (G)	2-4	0-1	0-0	0-2	2	2	4	6	4	0	0	31
Zeglinski (G)	5-9	5-8	4-4	0-2	2	2	19	4	3	0	4	27
Landesberg (G)	11-18	0-1	7-8	0-5	5	0	29	2	2	1	2	34
Browman	0-0	0-0	0-0	0-0	0	0	0	0	0	0	0	1
Farrakhan	0-3	0-3	0-0	0-1	1	2	0	1	1	0	0	9
Baker	1-2	1-1	0-0	1-0	1	1	3	1	3	0	0	18
Sene	0-1	0-0	0-1	0-2	2	1	0	0	0	0	0	7
Jonke	0-0	0-0	0-0	0-0	0	0	0	0	0	0	0	1
Kody	0-0	0-0	0-0	0-0	0	0	0	0	1	0	0	1
Sherrill	1-2	0-1	0-0	1-3	4	3	2	1	0	0	0	17
Jones	0-1	0-1	0-0	0-0	0	0	0	0	0	0	0	3
Spurlack	0-0	0-0	0-0	0-0	0	0	0	0	0	0	0	1
Tat	0-0	0-0	0-2	0-0	0	0	0	0	0	0	1	1
				2-1	3							
<b>TOTALS</b>	<b>27-52</b>	<b>7-17</b>	<b>14-18</b>	<b>8-22</b>	<b>30</b>	<b>16</b>	<b>75</b>	<b>18</b>	<b>16</b>	<b>5</b>	<b>9</b>	<b>200</b>
	<b>.519</b>	<b>.412</b>	<b>.778</b>									

**NORTH CAROLINA (13-8, 2-4)**

Player	FG	3FG	FT	O-D	Reb	PF	Pts	A	TO	Blk	Stl	Min
Graves (F)	5-15	4-9	1-2	3-2	5	0	15	1	1	0	1	31
Thompson (F)	2-7	0-0	3-6	2-2	4	1	7	1	4	0	4	29
Davis (F)	1-3	0-0	2-6	2-5	7	3	4	0	3	1	0	21
Ginyard (G)	0-3	0-2	2-4	1-3	4	2	2	3	2	0	0	28
Drew (G)	5-13	4-8	1-2	1-1	2	4	15	3	3	0	0	31
Campbell	0-0	0-0	0-0	0-0	0	0	0	0	0	0	1	1
Strickland	1-2	0-1	2-2	0-1	1	2	4	2	1	0	0	20
Petree	2-3	0-0	0-0	1-1	2	0	4	0	0	0	0	1
McDonald	1-2	1-1	0-0	0-0	0	1	3	0	0	0	0	8
Watts	0-0	0-0	0-0	0-0	0	0	0	1	1	0	0	1
Thornton	0-0	0-0	0-0	0-0	0	1	0	0	0	0	0	1
Henson	1-3	0-0	0-0	1-0	1	0	2	0	0	0	0	5
Wear, D.	0-0	0-0	0-0	0-0	0	0	0	0	0	0	0	6
Gallagher	0-0	0-0	0-0	0-0	0	0	0	0	0	0	0	1
Wear, T.	2-5	0-1	0-0	4-2	6	2	4	0	2	0	2	16
				1-2	3							
<b>TOTALS</b>	<b>20-56</b>	<b>9-22</b>	<b>11-22</b>	<b>16-19</b>	<b>35</b>	<b>16</b>	<b>60</b>	<b>11</b>	<b>17</b>	<b>1</b>	<b>8</b>	<b>200</b>
	<b>.357</b>	<b>.409</b>	<b>.500</b>									

<b>VIRGINIA</b>	35	40	75
<b>NORTH CAROLINA</b>	30	30	60

Officials: Mike Eades, Bernard Clinton, Brian Dorsey  
 Technicals: none • Attendance: 14,437



### VIRGINIA TEAM AND INDIVIDUAL HIGHS FOR THE 2009-10 SEASON

Team		Individual	
<b>Points:</b>	85 vs. Longwood (85-72)	<b>Points:</b>	29 Sylven Landesberg at North Carolina
<b>FG Att:</b>	65 at Wake (22-65)	<b>FG Att:</b>	20 Sylven Landesberg (8-20) at Auburn
<b>FG Made:</b>	30 on three occasions	<b>FG Made:</b>	11 Sylven Landesberg (11-18) at North Carolina
<b>FG %:</b>	60.0 vs. Longwood (30-50)	<b>FG %:<sup>(1)</sup></b>	88.9 Mike Scott (8-9) vs. Rider
<b>3-FG Att:</b>	23 vs. Hampton (11-23)	<b>3-FG Att:</b>	9 Sammy Zeglinski (4-9) vs. Penn State; Zeglinski (5-9) at Auburn
<b>3-FG Made:</b>	11 vs. Hampton (11-23)	<b>3-FG Made:</b>	5 Sammy Zeglinski (5-9) at Auburn
			Sammy Zeglinski (5-8) at North Carolina
<b>3-FG %:</b>	58.8 vs. Cleveland State (10-17)	<b>3-FG %:<sup>(2)</sup></b>	100.0 Jeff Jones (4-4) at Auburn
<b>FT Att:</b>	27 vs. Oral Roberts (20-27)	<b>FT Att:</b>	10 Sylven Landesberg (7-10) vs. UAB
			Sylven Landesberg (9-10) vs. UNC Wilmington
<b>FT Made:</b>	23 vs. Georgia Tech (23-26)	<b>FT Made:</b>	9 Sylven Landesberg (9-9) vs. Georgia Tech
			Sylven Landesberg (9-10) vs. UNC Wilmington
<b>FT %:</b>	95.0 at NC State (19-20)	<b>FT %:<sup>(1)</sup></b>	100.0 Sylven Landesberg (9-9) vs. Georgia Tech
<b>Rebounds:</b>	46 vs. NJIT	<b>Rebounds:</b>	13 Mike Scott vs. Longwood
<b>Assists:</b>	22 vs. Hampton	<b>Assists:</b>	7 Calvin Baker vs. UT-Pan American
	vs. UT-Pan American		
<b>Turnovers:</b>	16 on three occasions	<b>Turnovers:</b>	6 Sylven Landesberg vs. Virginia Tech
<b>Blocks:</b>	7 vs. Hampton, vs. Virginia Tech	<b>Blocks:</b>	5 Assane Sene vs. Hampton
<b>Steals:</b>	12 vs. UNCW, at Wake	<b>Steals:</b>	4 Sammy Zeglinski vs. UT-Pan American, at North Carolina
<b>Fouls:</b>	25 vs. Penn State, at Wake		

### OPPONENT TEAM AND INDIVIDUAL HIGHS FOR THE 2009-10 SEASON

Team		Individual	
<b>Points:</b>	76 by Virginia Tech (71-76 ot)	<b>Points:</b>	32 Talor Battle (Penn State)
<b>FG Att:</b>	64 by Georgia Tech (33-64)	<b>FG Att:</b>	24 Malcolm Delaney (9-24, Virginia Tech)
<b>FG Made:</b>	33 by Georgia Tech (33-64)	<b>FG Made:</b>	13 Elijah Millsap (13-22, UAB)
<b>FG %:</b>	55.3 by Cleveland State (26-47)	<b>FG %:<sup>(1)</sup></b>	100.0 Aaron Pogue (5-5, Cleveland State)
			Brendon Knox (5-5, Auburn)
<b>3-FG Att:</b>	26 by Auburn (10-26)	<b>3-FG Att:</b>	9 Talor Battle (5-9, Penn State)
			Frankie Sullivan (4-9, Auburn)
<b>3-FG Made:</b>	11 by UNC Wilmington (11-24)	<b>3-FG Made:</b>	5 Will Graves (4-9, North Carolina)
			Talor Battle (5-9, Penn State)
<b>3-FG %:</b>	50.0 by Stanford (8-16)	<b>3-FG %:<sup>(2)</sup></b>	100.0 Ahmad Grant (5-6, UNCW)
			Justin Leemow (3-3, USF)
<b>FT Att:</b>	29 by Wake Forest (20-29)	<b>FT Att:</b>	13 Dorenzo Hudson (3-3, Virginia Tech)
<b>FT Made:</b>	20 by Wake Forest (20-29)	<b>FT Made:</b>	9 Talor Battle (9-13, Penn State)
			Talor Battle (9-13, Penn State)
<b>FT %:</b>	80.0 by UNC Wilmington (4-5)	<b>FT %:<sup>(1)</sup></b>	100.0 Malcolm Delaney (9-10, Virginia Tech)
	by Virginia Tech (16-20)		Augustus Gilchrist (7-7, USF)
<b>Rebounds:</b>	42 by Wake Forest	<b>Rebounds:</b>	13 Landry Fields (Stanford)
<b>Assists:</b>	16 by UNC Wilmington	<b>Assists:</b>	8 Chad Tomko (UNC Wilmington)
<b>Turnovers:</b>	24 by Wake Forest	<b>Turnovers:</b>	6 Augustus Gilchrist (USF), L.D. Williams (Wake)
<b>Blocks:</b>	5 by three teams	<b>Blocks:</b>	3 Augustus Gilchrist (USF)
<b>Steals:</b>	11 by Virginia Tech	<b>Steals:</b>	4 Dominique Jones (USF)
<b>Fouls:</b>	20 by Oral Roberts		Chad Tomko (UNC Wilmington)
			Deon Thompson (North Carolina)

### VIRGINIA AND OPPONENT TEAM LOWS FOR THE 2009-10 SEASON

Virginia		Opponent	
<b>Points:</b>	49 at USF (49-66)	<b>Points:</b>	37 by NJIT (37-68)
<b>FG Att:</b>	45 vs. Stanford (17-45)	<b>FG Att:</b>	44 by Wake (23-44)
<b>FG Made:</b>	17 at USF (17-52)	<b>FG Made:</b>	13 by NJIT (13-48)
	vs. Stanford (17-45)		
<b>FG %:</b>	32.7 at USF (17-52)	<b>FG %:</b>	27.1 by NJIT (13-48)
<b>3-FG Att:</b>	10 vs. UNC Wilmington (3-10)	<b>3-FG Att:</b>	10 by Wake (3-10)
<b>3-FG Made:</b>	2 at USF (2-12)	<b>3-FG Made:</b>	2 by UAB (2-14)
<b>3-FG %:</b>	16.7 at USF (2-12)	<b>3-FG %:</b>	14.3 by UAB (2-14)
<b>FT Att:</b>	9 vs. UT-Pan American (5-9)	<b>FT Att:</b>	5 by UNC Wilmington (4-5)
<b>FT Made:</b>	5 vs. UT-Pan American (5-9)	<b>FT Made:</b>	3 by Georgia Tech (3-11)
<b>FT %:</b>	50.0 at Wake (8-16)	<b>FT %:</b>	27.3 by Georgia Tech (3-11)
<b>Rebounds:</b>	24 at USF	<b>Rebounds:</b>	18 by Cleveland State
<b>Assists:</b>	6 at Wake	<b>Assists:</b>	5 by UT-Pan American
<b>Turnovers:</b>	7 vs. NJIT, vs. Georgia Tech	<b>Turnovers:</b>	9 by NC State
<b>Blocks:</b>	0 vs. UNC Wilmington, at Wake	<b>Blocks:</b>	1 on five occasions
<b>Steals:</b>	4 vs. Penn State	<b>Steals:</b>	2 by NC State
<b>Fouls:</b>	9 vs. NJIT, vs. UNC Wilmington	<b>Fouls:</b>	12 by Hampton

(1) Min. 5 made; (2) Min. 3 made

### **THE CAVALIERS' RECORD IN 2009-10 WHEN UVa:**

leads at halftime.....	9-3
trails at halftime.....	4-3
tied at halftime.....	0-0
goes into overtime.....	0-0
leads by 10 or more points.....	11-3
trails by 10 or more points.....	3-3
shoots 50% or better.....	7-0
shoots less than 50%.....	6-6
shoots less than 45%.....	4-6
shoots less than 40%.....	1-3
opponent shoots 50% or better.....	3-2
opponent shoots less than 50%.....	10-4
opponent shoots less than 45%.....	8-2
opponent shoots less than 40%.....	6-1
has higher FG% than opponent.....	10-0
has lower FG% than opponent.....	3-6
has same FG% as opponent.....	0-0
outrounds its opponent.....	10-0
is outrebounded by opponent.....	2-6
has same rebounds as opponent.....	1-0
has more offensive rebounds than opponent.....	10-3
has fewer offensive rebounds than opponent.....	3-3
has same offensive rebounds as opponent.....	0-0
has fewer turnovers than opponent.....	10-4
has more turnovers than opponent.....	2-2
has same turnovers as opponent.....	1-0
has fewer than 10 turnovers.....	3-3
opponent has fewer than 10 turnovers.....	1-0
shoots more FTs than opponent.....	8-2
shoots fewer FTs than opponent.....	5-4
shoots the same FTs as opponent.....	0-0
has game decided by 10 points or less.....	4-4
has game decided by 5 points or less.....	1-4
scores <60 points.....	0-3
scores 60-69 points.....	2-2
scores 70-79 points.....	8-1
scores 80-89 points.....	3-0
scores 90+ points.....	0-0
allows <60 points.....	6-1
allows 60-69 points.....	5-4
allows 70-79 points.....	2-1
allows 80-89 points.....	0-0
allows 90+ points.....	0-0
wins the tip.....	5-2
loses the tip.....	8-4

### **VIRGINIA IN ITS 13 WINS:**

UVa's FG percentage.....	48.7 (350-718)
UVa's FT percentage.....	78.8 (193-245)
UVa's 3FG percentage.....	43.9 (86-196)
UVa's offensive rebounds /game.....	10.7 (139)
UVa's rebounds/game.....	36.5 (474)
UVa's rebound margin/game.....	+7.8 (36.5-28.7)
UVa's assists/game.....	15.8 (206)
UVa's turnovers/game.....	10.8 (140)
UVa's points/game.....	75.3 (979)
Opponent's FG percentage.....	41.1 (288-701)
Opponent's points/game.....	58.9 (766)
Opponent's turnovers/game.....	12.9 (168)
Opponent's FT attempts/game.....	14.6 (190)

### **VIRGINIA IN ITS 6 LOSSES:**

UVa's FG percentage.....	38.6 (131-338)
UVa's FT percentage.....	64.7 (66-102)
UVa's 3FG percentage.....	31.8 (34-107)
UVa's offensive rebounds /game.....	10.2 (61)
UVa's rebounds/game.....	31.3 (188)
UVa's rebound margin/game.....	-6.2 (31.3-37.5)
UVa's assists/game.....	9.7 (58)
UVa's turnovers/game.....	11.2 (67)
UVa's points/game.....	60.3 (362)
Opponent's FG percentage.....	46.5 (144-310)
Opponent's points/game.....	67.5 (405)
Opponent's turnovers/game.....	14.0 (84)
Opponent's FT attempts/game.....	20.7 (124)

### **ADDITIONAL TEAM INFORMATION ...**

Largest halftime lead:  
 Largest halftime deficit:  
 Largest halftime deficit overcome in a victory:  
 Largest halftime lead surrendered in a loss:  
 Largest deficit overcome in a victory:

Largest lead surrendered in a loss:  
 Largest deficit at any time:  
 Largest lead at any time:  
 Most consecutive points scored:  
 Most consecutive points allowed:

22 vs. Longwood, Nov. 13 (49-27)  
 19 at Wake Forest, Jan. 23 (15-34)  
 7 vs. Cleveland State, Nov. 25 (27-34)  
 6 vs. Penn State, Nov. 30 (27-21)  
 10 vs. Cleveland State, Nov. 25 (down 29-39 @ 17:33, 2nd Half)  
 10 at NC State, Jan. 9 (down 33-43 @ 12:35, 2nd Half)  
 10 vs. UNCW, Jan. 18 (down 14-24 @ 10:45, 1st Half)  
 12 vs Virginia Tech, Jan. 28 (led 22-10 @ 5:28, 1st Half)  
 24 at Wake, Jan. 23 (31-55 @ 8:08 2nd Half)  
 33, vs. Rider, Nov. 19, (73-40 @ 4:28 2nd Half)  
 20 vs. UNC Wilmington, Jan. 18  
 16 at Wake Forest, Jan. 23

**VIRGINIA'S LEADING PERFORMERS IN 2009-10 ...**

OPPONENT	SCORE	POINTS	REBOUNDS	ASSISTS
Longwood	85-72	Syven Landesberg (23)	Mike Scott (13)	Three players (4)
at USF	49-66	Syven Landesberg (14)	Jeff Jones (5), Mike Scott (5)	Three players (2)
Rider	79-46	Mike Scott (17)	Mike Scott (9)	Mike Scott (3)
Oral Roberts	76-55	Mike Scott (15)	Mike Scott (10)	Mustapha Farrakhan (4)
vs. Stanford	52-57	Jeff Jones (17)	Mike Scott (9)	Scott (3), Zeglinski (3)
vs. Cleveland State	76-65	Syven Landesberg (20)	Mike Scott (8)	Syven Landesberg (5)
Penn State	66-69	Syven Landesberg (18)	Mike Scott (11)	Four players (2)
at Auburn	67-68	Syven Landesberg (20)	Sammy Zeglinski (5)	Jontel Evans (5)
NJIT	68-37	Jeff Jones (11)	Assane Sene (11)	Jontel Evans (3)
Hampton	80-54	Syven Landesberg (14)	Syven Landesberg (12)	Syven Landesberg (6)
#24 UAB	72-63	Syven Landesberg (19)	Mike Scott (7)	Calvin Baker (6)
Texas-Pan American	72-53	Mike Scott (22)	Mike Scott (7)	Calvin Baker (7)
at NC State	70-62	Syven Landesberg (23)	Sammy Zeglinski (8)	Baker (3), Zeglinski (3)
#20 Georgia Tech	82-75	Syven Landesberg (22)	Four players (6)	Syven Landesberg (5)
#23 Miami	75-57	Syven Landesberg (18)	Zeglinski (7), Evans (7)	Sammy Zeglinski (6)
UNC Wilmington	69-67	Syven Landesberg (19)	Sammy Zeglinski (8)	Sammy Zeglinski (5)
at Wake Forest	57-69	Syven Landesberg (18)	Three players (4)	Three players (2)
Virginia Tech	71-76 (ot)	Mike Scott (21)	Mike Scott (8)	Syven Landesberg (5)
at North Carolina	75-60	Syven Landesberg (29)	Three players (5)	Jontel Evans (6)

**LED VIRGINIA IN...**
**SCORING**

	'10	'09	'08	'07	Career
Landesberg	13	16			29
Scott	4	2	-		6
Jones	2	2	1		5
Baker	-	2	1		3
Zeglinski	-	1	-		1

**REBOUNDING**

	'10	'09	'08	'07	Career
Scott	12	13	8		33
Landesberg	4	9			13
Zeglinski	4	1	-		5
Meyinsse	3	-	1	-	4
Sene	2	5			7
Jones	1	1	-		2
Evans	1				1
Sherrill	1	-	-		1
Baker	-	-	3		3
Tat	-	-	-	1	1

**ASSISTS**

	'10	'09	'08	'07	Career
Zeglinski	8	13	-		21
Landesberg	7	8			15
Farrakhan	5	2	-		7
Baker	4	11	5		20
Evans	4				4
Scott	2	3	-		5
Tat	-	-	-	2	2
Jones	-	1	-		1

**The Automated ScoreBook**  
**Virginia Season Schedule/Results & Leaders (as of Jan 31, 2010)**  
**All games**

<b>RECORD:</b>	<b>OVERALL</b>	<b>HOME</b>	<b>AWAY</b>	<b>NEUTRAL</b>
ALL GAMES	13-6	10-2	2-3	1-1
CONFERENCE	4-2	2-1	2-1	0-0
NON-CONFERENCE	9-4	8-1	0-2	1-1

<b>Date</b>	<b>Opponent</b>	<b>Score</b>	<b>Att.</b>	<b>High Points</b>	<b>High Rebounds</b>
11/13/09	LONGWOOD	W 85-72	10787	(23)Sylvan Landesberg	(13)Mike Scott
11/16/09	at USF	L 49-66	4193	(14)Sylvan Landesberg	(5)Mike Scott (5)Jeff Jones
11/19/09	RIDER	W 79-46	8061	(17)Mike Scott	(9)Mike Scott
11/21/09	ORAL ROBERTS	W 76-55	8829	(15)Mike Scott	(10)Mike Scott
11/24/09	#vs Stanford	L 52-57	200	(17)Jeff Jones	(9)Mike Scott
11/25/09	#vs Cleveland State	W 76-65		(20)Sylvan Landesberg	(8)Mike Scott
11/30/09	PENN STATE	L 66-69	8898	(18)Sylvan Landesberg	(11)Mike Scott
12/07/09	at Auburn	L 67-68	5493	(20)Sylvan Landesberg	(5)Sammy Zeglinski
12/21/09	NJIT	W 68-37	7264	(11)Jeff Jones	(11)Assane Sene
12/23/09	HAMPTON	W 80-54	7803	(14)Sylvan Landesberg	(12)Sylvan Landesberg
12/30/09	UAB	W 72-63	9444	(19)Sylvan Landesberg	(7)Mike Scott
01/05/10	TEXAS-PANAMERICAN	W 72-53	7574	(22)Mike Scott	(7)Mike Scott
1/9/10	*at NC State	W 70-62	16289	(23)Sylvan Landesberg	(8)Sammy Zeglinski
01/13/10	*GEORGIA TECH	W 82-75	8924	(22)Sylvan Landesberg	(6)Sylvan Landesberg (6)Mike Scott (6)Jerome Meyinsse
01/16/10	*MIAMI	W 75-57	11413	(18)Sylvan Landesberg	(7)Sammy Zeglinski (7)Jontel Evans
01/18/10	UNC WILMINGTON	W 69-67	10420	(19)Sylvan Landesberg	(8)Sammy Zeglinski
01/23/10	*at Wake Forest	L 57-69	13831	(18)Sylvan Landesberg	(4)Jerome Meyinsse (4)Will Sherrill (4)Sylvan Landesberg
01/28/10	*VIRGINIA TECH	71-76	13449	(21)Mike Scott	(8)Mike Scott
01/31/10	*at North Carolina	W 75-60	14437	(29)Sylvan Landesberg	(5)Jerome Meyinsse (5)Sylvan Landesberg (5)Mike Scott

\* = Conference game

# = Cancun, Mexico

<b>Attendance Summary</b>	<b>Games</b>	<b>Attend</b>	<b>Avg/Game</b>
Home	12	112866	9406
Away	5	54243	10849
Neutral	2	200	100
Total	19	167309	8806

**The Automated ScoreBook**  
**Virginia Points-Rebounds-Assists (as of Jan 31, 2010)**  
**All games**

Opponent	Date	Score		01	02	04	05	13	15	22
				EVANS,JONT	FARRAKHAN	BAKER,CALV	SENE,ASSAN	ZEGLINSKI,	LANDESBER	SHERRILL,W
LONGWOOD	11/13/09	85-72	w	4-2-1	17-5-4	DNP	DNP	14-6-4	23-6-4	DNP
at USF	11/16/09	49-66	L	2-0-0	3-1-2	5-2-1	DNP	2-0-2	14-2-2	2-1-0
RIDER	11/19/09	79-46	w	0-1-2	8-1-2	8-2-2	DNP	12-4-2	10-4-1	2-6-1
ORAL ROBERTS	11/21/09	76-55	w	0-0-0	13-2-4	4-0-2	8-7-0	13-3-1	14-7-3	3-3-0
vs Stanford	11/24/09	52-57	L	0-0-0	3-1-1	1-1-1	2-3-0	2-6-3	16-4-2	0-1-0
vs Cleveland State	11/25/09	76-65	w	0-0-0	11-1-2	0-0-1	0-1-0	10-3-4	20-5-5	18-6-2
PENN STATE	11/30/09	66-69	L	0-0-0	5-0-2	2-1-2	DNP	16-1-2	18-5-2	0-4-1
at Auburn	12/07/09	67-68	L	4-2-5	0-1-1	2-1-1	2-3-0	18-5-4	20-3-1	3-4-1
NJIT	12/21/09	68-37	w	7-5-3	0-2-2	9-2-1	4-11-1	8-4-0	10-5-1	8-4-2
HAMPTON	12/23/09	80-54	w	4-3-3	10-1-2	5-2-4	8-8-1	13-1-2	14-12-6	9-4-2
UAB	12/30/09	72-63	w	9-0-3	10-2-2	8-2-6	1-2-0	9-1-0	19-6-4	0-5-0
TEXAS-PAN AMERICAN	01/05/10	72-53	w	5-1-3	0-2-1	5-3-7	0-5-0	13-2-6	20-6-3	4-4-1
at NC State	1/9/10	70-62	w	2-1-2	3-3-1	2-2-3	DNP	10-8-3	23-5-0	2-4-0
GEORGIA TECH	01/13/10	82-75	w	0-0-3	15-1-4	2-1-0	2-6-0	10-3-1	22-6-5	2-1-0
MIAMI	01/16/10	75-57	w	4-7-4	13-3-2	4-1-2	0-2-0	10-7-6	18-2-3	0-2-0
UNC WILMINGTON	01/18/10	69-67	w	4-2-3	3-2-0	0-1-1	2-2-0	10-8-5	19-5-0	3-0-0
at Wake Forest	01/23/10	57-69	L	4-1-2	10-3-2	DNP	0-3-0	1-2-2	18-4-0	5-4-0
VIRGINIA TECH	01/28/10	71-76	L	0-1-1	2-3-0	DNP	DNP	9-5-4	18-4-5	0-4-0
at North Carolina	01/31/10	75-60	w	4-2-6	0-1-1	3-1-1	0-2-0	19-2-4	29-5-2	2-4-1

Opponent	Date	Score		23	24	32	45	55
				JONES,JEFF	SPURLOCK,T	SCOTT,MIKE	TAT,SOLOMO	MEYINSSE,J
LONGWOOD	11/13/09	85-72	w	10-1-1	0-0-0	12-13-0	DNP	5-2-0
at USF	11/16/09	49-66	L	7-5-0	1-1-0	9-5-0	0-0-0	4-4-0
RIDER	11/19/09	79-46	w	11-1-0	3-2-0	17-9-3	4-4-0	4-2-2
ORAL ROBERTS	11/21/09	76-55	w	2-0-0	2-0-0	15-10-2	0-0-0	2-6-0
vs Stanford	11/24/09	52-57	L	17-1-0	DNP	7-9-3	DNP	4-8-0
vs Cleveland State	11/25/09	76-65	w	0-2-0	DNP	15-8-3	DNP	2-2-0
PENN STATE	11/30/09	66-69	L	3-0-0	DNP	17-11-1	DNP	5-6-0
at Auburn	12/07/09	67-68	L	16-2-0	DNP	DNP	DNP	2-3-0
NJIT	12/21/09	68-37	w	11-2-0	6-1-0	DNP	1-2-0	4-5-1
HAMPTON	12/23/09	80-54	w	8-1-1	5-2-1	DNP	4-1-0	0-1-0
UAB	12/30/09	72-63	w	0-0-0	DNP	10-7-0	DNP	6-3-0
TEXAS-PAN AMERICAN	01/05/10	72-53	w	1-1-0	0-1-0	22-7-1	0-0-0	2-1-0
at NC State	1/9/10	70-62	w	8-1-0	DNP	14-7-2	DNP	6-5-0
GEORGIA TECH	01/13/10	82-75	w	9-2-1	DNP	12-6-1	DNP	8-6-2
MIAMI	01/16/10	75-57	w	9-0-0	0-0-0	10-4-2	1-0-0	6-4-0
UNC WILMINGTON	01/18/10	69-67	w	2-0-1	DNP	12-3-2	DNP	14-3-0
at Wake Forest	01/23/10	57-69	L	10-3-0	DNP	6-2-0	0-0-0	3-4-0
VIRGINIA TECH	01/28/10	71-76	L	12-2-2	DNP	21-8-0	DNP	9-4-0
at North Carolina	01/31/10	75-60	w	0-0-0	0-0-0	11-5-3	0-0-0	7-5-0



**The Automated ScoreBook**  
**Virginia Team Game-by-Game Comparison (as of Jan 31, 2010)**  
**All games**

Opponent	1st	2nd	Score	Mar	Total FG	FG Pct	3-Pointers	3FG Pct	Free Throws	FT Pct	Rebounds	Assist	T/Over	Block	Steal	Fouls
LONGWOOD	49/27	36/45	85-72	+13	30-50/29-61	.600/.475	6-14/8-22	.429/.364	19-24/6-10	.792/.600	36/21 +15	14/12	16/11	2/1	6/9	14/19
USF	27/31	22/35	49-66	(17)	17-52/24-45	.327/.533	2-12/5-11	.167/.455	13-17/13-18	.765/.722	24/35 (11)	7/11	9/14	1/4	5/6	17/17
RIDER	36/22	43/24	79-46	+33	29-56/17-51	.518/.333	7-16/7-23	.438/.304	14-19/5-12	.737/.417	42/27 +15	15/10	10/14	3/5	5/3	14/16
ORAL ROBERTS	41/35	35/20	76-55	+21	25-55/18-56	.455/.321	6-15/7-17	.400/.412	20-27/12-20	.741/.600	44/35 +9	12/7	10/14	3/3	5/4	17/20
Stanford	31/30	21/27	52-57	(5)	17-45/21-54	.378/.389	4-18/8-16	.222/.500	14-24/7-15	.583/.467	35/36 (1)	10/11	13/10	4/1	8/5	18/18
Cleveland State	27/34	49/31	76-65	+11	28-53/26-47	.528/.553	10-17/9-21	.588/.429	10-14/4-8	.714/.500	32/18 +14	17/14	10/10	2/3	6/7	10/16
PENN STATE	27/21	39/48	66-69	(3)	25-61/23-52	.410/.442	8-15/6-17	.533/.353	8-13/17-25	.615/.680	35/38 (3)	10/12	8/10	3/3	4/4	25/17
Auburn	34/32	33/36	67-68	(1)	25-58/25-53	.431/.472	9-22/10-26	.409/.385	8-10/8-17	.800/.471	31/35 (4)	13/12	9/12	4/3	6/4	21/15
NJIT	32/19	36/18	68-37	+31	24-62/13-48	.387/.271	7-20/6-17	.350/.353	13-17/5-10	.765/.500	46/31 +15	12/8	7/14	5/2	11/4	9/15
HAMPTON	48/28	32/26	80-54	+26	30-60/20-54	.500/.370	11-23/6-21	.478/.286	9-10/8-12	.900/.667	41/26 +15	22/7	11/13	7/4	6/6	12/12
UAB	30/35	42/28	72-63	+9	25-52/28-59	.481/.475	6-13/2-14	.462/.143	16-21/5-15	.762/.333	32/33 (1)	15/7	12/13	6/1	6/3	17/18
TEXAS-PAN AMERICAN	40/23	32/30	72-53	+19	30-53/20-48	.566/.417	7-12/4-14	.583/.286	5-9/9-13	.556/.692	33/25 +8	22/5	11/14	3/2	8/4	14/13
NC State	26/30	44/32	70-62	+8	23-54/21-52	.426/.404	5-11/4-14	.455/.286	19-20/16-26	.950/.615	36/30 +6	11/14	10/9	4/2	6/2	16/19
GEORGIA TECH	38/39	44/36	82-75	+7	27-61/33-64	.443/.516	5-14/6-17	.357/.353	23-26/3-11	.885/.273	36/33 +3	17/15	7/11	1/5	6/4	14/19
MIAMI	33/21	42/36	75-57	+18	29-56/17-54	.518/.315	6-14/4-19	.429/.211	11-16/19-26	.688/.731	34/34 -	19/8	9/12	1/4	6/5	17/19
UNC WILMINGTON	34/27	35/40	69-67	+2	23-54/26-51	.426/.510	3-10/11-24	.300/.458	20-24/4-5	.833/.800	32/25 +7	12/16	11/16	0/4	12/4	9/16
Wake Forest	15/34	42/35	57-69	(12)	22-65/23-44	.338/.523	5-21/3-10	.238/.300	8-16/20-29	.500/.690	29/42 (13)	6/13	12/24	0/5	12/3	25/14
VIRGINIA TECH	27/28	38/37	71-76	(5)	25-57/28-62	.439/.452	6-19/4-12	.316/.333	15-22/16-20	.682/.800	34/39 (5)	12/12	16/14	7/1	7/11	23/17
North Carolina	35/30	40/30	75-60	+15	27-52/20-56	.519/.357	7-17/9-22	.412/.409	14-18/11-22	.778/.500	30/35 (5)	18/11	16/17	5/1	9/8	16/16

Note: Game totals are displayed in the format TEAM/OPPONENT for each category

**The Automated ScoreBook**  
**Virginia Game-by-Game Highs (as of Jan 31, 2010)**  
**All games**

Opponent	Date	Score	Points	Rebounds	Assists	Steals	Blocked shots
LONGWOOD	11/13/09	85-72	23-Sylden Landesberg	13-Mike Scott	4-Sylden Landesberg Mustapha Farrakhan Sammy Zeglinski	1-Mike Scott Jontel Evans Jeff Jones Sylden Landesberg Mustapha Farrakhan Sammy Zeglinski	2-Mike Scott
at USF	11/16/09	49-66	14-Sylden Landesberg	5-Jeff Jones Mike Scott	2-Sammy Zeglinski Mustapha Farrakhan Sylden Landesberg	2-Sammy Zeglinski	1-Sammy Zeglinski
RIDER	11/19/09	79-46	17-Mike Scott	9-Mike Scott	3-Mike Scott	1-Calvin Baker Jeff Jones Will Sherrill Sammy Zeglinski Mustapha Farrakhan	2-Jerome Meyinsse
ORAL ROBERTS	11/21/09	76-55	15-Mike Scott	10-Mike Scott	4-Mustapha Farrakhan	1-Calvin Baker Sylden Landesberg Jeff Jones Mike Scott Mustapha Farrakhan	2-Sylden Landesberg
vs Stanford	11/24/09	52-57	17-Jeff Jones	9-Mike Scott	3-Sammy Zeglinski Mike Scott	2-Jeff Jones	1-Will Sherrill Mike Scott Sylden Landesberg Jerome Meyinsse
vs Cleveland State	11/25/09	76-65	20-Sylden Landesberg	8-Mike Scott	5-Sylden Landesberg	3-Will Sherrill	1-Will Sherrill Mustapha Farrakhan
PENN STATE	11/30/09	66-69	18-Sylden Landesberg	11-Mike Scott	2-Sylden Landesberg Calvin Baker Mustapha Farrakhan Sammy Zeglinski	2-Sammy Zeglinski	1-Sylden Landesberg Jerome Meyinsse Sammy Zeglinski
at Auburn	12/07/09	67-68	20-Sylden Landesberg	5-Sammy Zeglinski	5-Jontel Evans	3-Jontel Evans	3-Assane Sene
NJIT	12/21/09	68-37	11-Jeff Jones	11-Assane Sene	3-Jontel Evans	3-Sylden Landesberg	2-Sammy Zeglinski Assane Sene
HAMPTON	12/23/09	80-54	14-Sylden Landesberg	12-Sylden Landesberg	6-Sylden Landesberg	2-Sammy Zeglinski	5-Assane Sene
UAB	12/30/09	72-63	19-Sylden Landesberg	7-Mike Scott	6-Calvin Baker	2-Jontel Evans Sammy Zeglinski	2-Mustapha Farrakhan Assane Sene
TEXAS-PAN AMERICAN	01/05/10	72-53	22-Mike Scott	7-Mike Scott	7-Calvin Baker	4-Sammy Zeglinski	1-Assane Sene Mike Scott Jerome Meyinsse
at NC State	1/9/10	70-62	23-Sylden Landesberg	8-Sammy Zeglinski	3-Sammy Zeglinski Calvin Baker	2-Jontel Evans	2-Jerome Meyinsse
GEORGIA TECH	01/13/10	82-75	22-Sylden Landesberg	6-Assane Sene Jerome Meyinsse Mike Scott Sylden Landesberg	5-Sylden Landesberg	3-Mustapha Farrakhan	1-Sylden Landesberg
MIAMI	01/16/10	75-57	18-Sylden Landesberg	7-Jontel Evans Sammy Zeglinski	6-Sammy Zeglinski	2-Will Sherrill	1-Mustapha Farrakhan
UNC WILMINGTON	01/18/10	69-67	19-Sylden Landesberg	8-Sammy Zeglinski	5-Sammy Zeglinski	3-Jontel Evans	None
at Wake Forest	01/23/10	57-69	18-Sylden Landesberg	4-Sylden Landesberg Will Sherrill Jerome Meyinsse	2-Sammy Zeglinski Jontel Evans Mustapha Farrakhan	3-Jeff Jones	None
VIRGINIA TECH	01/28/10	71-76	21-Mike Scott	8-Mike Scott	5-Sylden Landesberg	2-Will Sherrill Mike Scott	2-Jerome Meyinsse Sammy Zeglinski Mustapha Farrakhan

The Automated ScoreBook  
Virginia Game-by-Game Highs (as of Jan 31, 2010)  
All games

<u>Opponent</u>	<u>Date</u>	<u>Score</u>	<u>Points</u>	<u>Rebounds</u>	<u>Assists</u>	<u>Steals</u>	<u>Blocked shots</u>
at North Carolina	01/31/10	75-60	29-Syven Landesberg	5-Mike Scott Syven Landesberg Jerome Meyinsse	6-Jontel Evans	4-Sammy Zeglinski	3-Jerome Meyinsse

**The Automated ScoreBook**  
**Virginia Team Game-by-Game (as of Jan 31, 2010)**  
**All games**

TEAM STATISTICS

Opponent	Date	Score		Total		3-Pointers		Free throws		Rebounds				pf	a	t/o	blk	stl	pts	avg
				fg-fga	pct	3fg-fga	pct	ft-fga	pct	off	def	tot	avg							
LONGWOOD	11/13/09	85-72	W	30-50	.600	6-14	.429	19-24	.792	5	31	36	36.0	14	14	16	2	6	85	85.0
at USF	11/16/09	49-66	L	17-52	.327	2-12	.167	13-17	.765	9	15	24	30.0	17	7	9	1	5	49	67.0
RIDER	11/19/09	79-46	W	29-56	.518	7-16	.438	14-19	.737	11	31	42	34.0	14	15	10	3	5	79	71.0
ORAL ROBERTS	11/21/09	76-55	W	25-55	.455	6-15	.400	20-27	.741	13	31	44	36.5	17	12	10	3	5	76	72.2
vs Stanford	11/24/09	52-57	L	17-45	.378	4-18	.222	14-24	.583	8	27	35	36.2	18	10	13	4	8	52	68.2
vs Cleveland State	11/25/09	76-65	W	28-53	.528	10-17	.588	10-14	.714	12	20	32	35.5	10	17	10	2	6	76	69.5
PENN STATE	11/30/09	66-69	L	25-61	.410	8-15	.533	8-13	.615	11	24	35	35.4	25	10	8	3	4	66	69.0
at Auburn	12/07/09	67-68	L	25-58	.431	9-22	.409	8-10	.800	10	21	31	34.9	21	13	9	4	6	67	68.8
NJIT	12/21/09	68-37	W	24-62	.387	7-20	.350	13-17	.765	15	31	46	36.1	9	12	7	5	11	68	68.7
HAMPTON	12/23/09	80-54	W	30-60	.500	11-23	.478	9-10	.900	17	24	41	36.6	12	22	11	7	6	80	69.8
UAB	12/30/09	72-63	W	25-52	.481	6-13	.462	16-21	.762	9	23	32	36.2	17	15	12	6	6	72	70.0
TEXAS-PAN AMERICAN	01/05/10	72-53	W	30-53	.566	7-12	.583	5-9	.556	7	26	33	35.9	14	22	11	3	8	72	70.2
at NC State	1/9/10	70-62	W	23-54	.426	5-11	.455	19-20	.950	9	27	36	35.9	16	11	10	4	6	70	70.2
GEORGIA TECH	01/13/10	82-75	W	27-61	.443	5-14	.357	23-26	.885	15	21	36	35.9	14	17	7	1	6	82	71.0
MIAMI	01/16/10	75-57	W	29-56	.518	6-14	.429	11-16	.688	7	27	34	35.8	17	19	9	1	6	75	71.3
UNC WILMINGTON	01/18/10	69-67	W	23-54	.426	3-10	.300	20-24	.833	11	21	32	35.6	9	12	11	0	12	69	71.1
at Wake Forest	01/23/10	57-69	L	22-65	.338	5-21	.238	8-16	.500	14	15	29	35.2	25	6	12	0	12	57	70.3
VIRGINIA TECH	01/28/10	71-76	Lot	25-57	.439	6-19	.316	15-22	.682	9	25	34	35.1	23	12	16	7	7	71	70.3
at North Carolina	01/31/10	75-60	W	27-52	.519	7-17	.412	14-18	.778	8	22	30	34.8	16	18	16	5	9	75	70.6
Virginia		1341		481-1056	.455	120-303	.396	259-347	.746	200	462	662	34.8	308	264	207	61	134	1341	70.6
Opponents		1171		432-1011	.427	119-337	.353	188-314	.599	172	426	598	31.5	316	205	252	54	96	1171	61.6

Games played: 19  
Points/game: 70.6  
FG Pct: 45.5  
3FG Pct: 39.6  
FT Pct: 74.6

Rebounds/game: 34.8  
Assists/game: 13.9  
Turnovers/game: 10.9  
Assist/turnover ratio: 1.3  
Steals/game: 7.1  
Blocks/game: 3.2

**The Automated ScoreBook**  
**Virginia Overall Team Statistics (as of Jan 31, 2010)**  
**All games**

<b>TEAM STATISTICS</b>	<b>VA</b>	<b>OPP</b>
<b>SCORING</b>	1341	1171
Points per game	70.6	61.6
Scoring margin	+8.9	-
<b>FIELD GOALS-ATT</b>	481-1056	432-1011
Field goal pct	.455	.427
<b>3 POINT FG-ATT</b>	120-303	119-337
3-point FG pct	.396	.353
3-pt FG made per game	6.3	6.3
<b>FREE THROWS-ATT</b>	259-347	188-314
Free throw pct	.746	.599
F-Throws made per game	13.6	9.9
<b>REBOUNDS</b>	662	598
Rebounds per game	34.8	31.5
Rebounding margin	+3.4	-
<b>ASSISTS</b>	264	205
Assists per game	13.9	10.8
<b>TURNOVERS</b>	207	252
Turnovers per game	10.9	13.3
Turnover margin	+2.4	-
Assist/turnover ratio	1.3	0.8
<b>STEALS</b>	134	96
Steals per game	7.1	5.1
<b>BLOCKS</b>	61	54
Blocks per game	3.2	2.8
<b>WINNING STREAK</b>	1	-
Home win streak	0	-
<b>ATTENDANCE</b>	112866	54443
Home games-Avg/Game	12-9406	5-10849
Neutral site-Avg/Game	-	2-100

<b>Score by Periods</b>	<b>1st</b>	<b>2nd</b>	<b>OT</b>	<b>Totals</b>
Virginia	630	705	6	1341
Opponents	546	614	11	1171



**The Automated ScoreBook**  
**Virginia Season Box Score (as of Jan 31, 2010)**  
**All games**

<b>RECORD:</b>	<b>OVERALL</b>	<b>HOME</b>	<b>AWAY</b>	<b>NEUTRAL</b>
ALL GAMES	13-6	10-2	2-3	1-1
CONFERENCE	4-2	2-1	2-1	0-0
NON-CONFERENCE	9-4	8-1	0-2	1-1

##	Player	gp-gs	min	Total			3-Point		F-Throw		Rebounds								pts	avg		
				avg	fg-fga	fg%	3fg-fga	3fg%	ft-fa	ft%	off	def	tot	avg	pf	dq	a	to			blk	stl
15	Sylvan Landesberg	19-19	600	31.6	122-263	.464	11-29	.379	90-110	.818	28	68	96	5.1	40	2	49	44	8	16	345	18.2
	Conference-Only...	6-6	193	32.2	46-92	.500	5-13	.385	31-35	.886	8	18	26	4.3	17	1	15	20	3	7	128	21.3
32	Mike Scott	16-15	458	28.6	90-165	.545	2-2	1.000	28-37	.757	30	84	114	7.1	36	1	23	28	6	11	210	13.1
	Conference-Only...	6-6	175	29.2	31-65	.477	2-2	1.000	10-10	1.000	8	24	32	5.3	10	0	8	10	2	6	74	12.3
13	Sammy Zeglinski	19-19	556	29.3	64-142	.451	45-96	.469	26-33	.788	7	64	71	3.7	40	0	55	38	7	26	199	10.5
	Conference-Only...	6-6	184	30.7	16-42	.381	13-31	.419	14-17	.824	3	24	27	4.5	12	0	20	11	2	6	59	9.8
23	Jeff Jones	19-3	330	17.4	44-104	.423	25-59	.424	23-32	.719	4	20	24	1.3	5	0	6	7	2	12	136	7.2
	Conference-Only...	6-0	103	17.2	15-32	.469	9-19	.474	9-12	.750	2	6	8	1.3	3	0	3	1	0	5	48	8.0
02	Mustapha Farrakhan	19-7	381	20.1	37-104	.356	16-44	.364	36-45	.800	8	27	35	1.8	24	0	35	27	6	11	126	6.6
	Conference-Only...	6-0	109	18.2	13-34	.382	3-13	.231	14-20	.700	3	11	14	2.3	9	0	10	8	3	5	43	7.2
55	Jerome Meyinsse	19-12	369	19.4	33-55	.600	0-0	.000	27-37	.730	29	45	74	3.9	45	0	5	8	15	9	93	4.9
	Conference-Only...	6-5	139	23.2	16-24	.667	0-0	.000	7-11	.636	11	17	28	4.7	17	0	2	3	7	2	39	6.5
04	Calvin Baker	16-6	265	16.6	22-61	.361	6-23	.261	10-15	.667	7	15	22	1.4	18	0	35	13	0	8	60	3.8
	Conference-Only...	4-2	59	14.8	4-10	.400	1-4	.250	2-4	.500	2	3	5	1.3	4	0	6	5	0	0	11	2.8
22	Will Sherrill	18-6	302	16.8	24-59	.407	11-31	.355	4-8	.500	26	35	61	3.4	37	1	11	9	3	14	63	3.5
	Conference-Only...	6-1	89	14.8	5-19	.263	1-8	.125	0-2	.000	9	10	19	3.2	16	1	1	2	1	7	11	1.8
01	Jontel Evans	19-5	303	15.9	24-49	.490	2-11	.182	3-4	.750	0	28	28	1.5	32	1	41	19	0	20	53	2.8
	Conference-Only...	6-4	121	20.2	7-23	.304	0-6	.000	0-0	.000	0	12	12	2.0	15	1	18	7	0	6	14	2.3
05	Assane Sene	13-3	178	13.7	10-30	.333	0-0	.000	9-16	.563	20	35	55	4.2	22	1	2	4	14	3	29	2.2
	Conference-Only...	4-0	44	11.0	0-4	.000	0-0	.000	2-3	.667	7	6	13	3.3	6	0	0	1	0	1	2	0.5
24	Tristan Spurlock	9-0	38	4.2	7-16	.438	2-7	.286	1-3	.333	2	5	7	0.8	4	0	1	3	0	2	17	1.9
	Conference-Only...	2-0	2	1.0	0-0	.000	0-0	.000	0-0	.000	0	0	0	0.0	1	0	0	0	0	0	0	0.0
45	Solomon Tat	9-0	20	2.2	4-5	.800	0-0	.000	2-7	.286	2	5	7	0.8	2	0	0	2	0	1	10	1.1
	Conference-Only...	3-0	4	1.3	0-0	.000	0-0	.000	1-4	.250	0	0	0	0.0	1	0	0	0	0	1	1	0.3
10	Tom Jonke	4-0	10	2.5	0-1	.000	0-1	.000	0-0	.000	0	2	2	0.5	0	0	0	2	0	0	0	0.0
	Conference-Only...	1-0	1	1.0	0-0	.000	0-0	.000	0-0	.000	0	0	0	0.0	0	0	0	0	0	0	0	0.0
00	Doug Browman	4-0	7	1.8	0-0	.000	0-0	.000	0-0	.000	0	1	1	0.3	2	0	0	1	0	0	0	0.0
	Conference-Only...	1-0	1	1.0	0-0	.000	0-0	.000	0-0	.000	0	0	0	0.0	0	0	0	0	0	0	0	0.0
11	Thomas Kody	4-0	8	2.0	0-2	.000	0-0	.000	0-0	.000	1	0	1	0.3	1	0	1	1	0	1	0	0.0
	Conference-Only...	1-0	1	1.0	0-0	.000	0-0	.000	0-0	.000	0	0	0	0.0	0	0	0	1	0	0	0	0.0
	Team										36	28	64				1					
	Team										9	6	15				1					
	Total.....	19	3825		481-1056	.455	120-303	.396	259-347	.746	200	462	662	34.8	308	6	264	207	61	134	1341	70.6
	Conference-Only...	6	1225		153-345	.443	34-96	.354	90-118	.763	62	137	199	33.2	111	3	83	70	18	46	430	71.7
	Opponents.....	19	3825		432-1011	.427	119-337	.353	188-314	.599	172	426	598	31.5	316	-	205	252	54	96	1171	61.6
	Conference-Only...	6	1225		142-332	.428	30-94	.319	85-134	.634	69	144	213	35.5	104	3	73	87	18	33	399	66.5

<b>Score by Periods</b>	<b>1st</b>	<b>2nd</b>	<b>OT</b>	<b>Totals</b>
Virginia	630	705	6	1341
Opponents	546	614	11	1171