

# VIRGINIA

## 2009-10 Men's Basketball Game Notes



### Virginia Cavaliers

8-4 (0-0 ACC)

at



### NC State Wolfpack

11-4 (0-1 ACC)

**Game #13**  
**January 9**  
**RBC Center**  
**Raleigh, N.C.**

- **Television:** Raycom  
(Tim Brant, Mike Gminski)
- **Radio:** Virginia Sports Network  
(Dave Koehn and Cory Alexander)

### 2009-10 SCHEDULE/RESULTS

<b>11/13</b>	<b>LONGWOOD</b>		<b>W 85-72</b>
11/16	at USF	BHSN	L 49-66
<b>11/19</b>	<b>RIDER</b> (Cancun Challenge)		<b>W 79-46</b>
<b>11/21</b>	<b>ORAL ROBERTS</b> (Cancun Challenge)		<b>W 76-55</b>
11/24	vs. Stanford #	CBS CS	L 52-57
11/25	vs. Cleveland State #	CBS CS	W 76-65
<b>11/30</b>	<b>PENN STATE</b> ^	<b>ESPN2</b>	<b>L 66-69</b>
12/7	at Auburn	CSN+/CSS	L 67-68
<b>12/19</b>	<b>UNC WILMINGTON</b>	<b>CSN</b>	<b>ppd.</b>
<b>12/21</b>	<b>NJIT</b>		<b>W 68-37</b>
<b>12/23</b>	<b>HAMPTON</b>		<b>W 80-54</b>
<b>12/30</b>	<b>#24 UAB</b>		<b>W 72-63</b>
<b>1/5</b>	<b>TEXAS-PAN AMERICAN</b>		<b>W 72-53</b>
1/9	at NC State *	Raycom	12:00 pm
<b>1/13</b>	<b>GEORGIA TECH *</b>		<b>7:00 pm</b>
<b>1/16</b>	<b>MIAMI *</b>	<b>ESPN2</b>	<b>8:00 pm</b>
<b>1/18</b>	<b>UNC WILMINGTON</b>		<b>TBA</b>
1/23	at Wake Forest *	Raycom	4:00 pm
<b>1/28</b>	<b>VIRGINIA TECH *</b>	<b>CSN</b>	<b>7:00 pm</b>
1/31	at North Carolina *	FSN	7:45 pm
<b>2/3</b>	<b>NC STATE *</b>	<b>ESPN2</b>	<b>7:00 pm</b>
<b>2/6</b>	<b>WAKE FOREST *</b>	<b>Raycom</b>	<b>12:00 pm</b>
2/10	at Maryland *	ESPN2	7:00 pm
2/13	at Virginia Tech *	Raycom (Split)	8:00 pm
<b>2/17</b>	<b>FLORIDA STATE *</b>	<b>ESPN2</b>	<b>7:00 pm</b>
2/20	at Clemson *	RSN	4:00 pm
2/23	at Miami *	RSN	7:00 pm
<b>2/28</b>	<b>DUKE *</b>	<b>FSN</b>	<b>7:45 pm</b>
3/3	at Boston College *	ESPN2	9:00 pm
<b>3/6</b>	<b>MARYLAND *</b>	<b>Raycom</b>	<b>1:30 pm</b>
3-11-14	at ACC Tournament (Greensboro, N.C.)		

All Times are ET and subject to change

# Cancun Challenge (Moon Palace Resort, Cancun, Mexico)

^ Big Ten/ACC Challenge

\* ACC Game

BHSN Bright House Sports Network (also on ESPN360 and Full Court)

CBS CS CBS College Sports

CSN Comcast SportsNet

CSN+ Comcast SportsNet Plus

CSS Comcast/Charter Sports Southeast

FSN Fox Sports Net (ACC Sunday Night Hoops)

RSN Regional Sports Networks

### TODAY'S GAME:

- Virginia opens ACC play this afternoon as it visits NC State
- It marks the third consecutive season and the sixth time in the past eight seasons Virginia has opened its conference schedule on the road

### SERIES HISTORY:

- NC State leads 80-54 (NCSU leads 51-18 in Raleigh, including 7-2 at the RBC Center)
- Last season the Wolfpack won the only meeting between the schools, 72-67 at the RBC Center
- Today's game is the first of two regular season meetings this year between the schools (The teams will also meet Feb. 3 in Charlottesville)

### ACC OPENERS:

- Virginia has won two of its last three ACC openers, but are 2-12 in conference openers over the past 14 seasons
- Last season the Cavaliers won their ACC opener 88-84 (OT) at Georgia Tech
- This season marks the third consecutive season and the sixth time in the past eight seasons Virginia has opened its conference schedule on the road

### LAST TIME OUT:

- Virginia defeated Texas-Pan American 72-53 on Tuesday at JPJA
- Mike Scott had 22 points and Sylven Landesberg had 20 points
- It marked the first time since the 2008-09 season opener that the Cavaliers had two 20-point scorers (also Scott and Landesberg, vs. VMI)
- Calvin Baker tied a career high with seven assists

### POSSIBLE STARTING LINEUP

<b>G</b>	<b>4</b>	<b>Calvin Baker</b>	<b>Sr.</b>	<b>4.5 ppg</b>	<b>1.5 rbg</b>	<b>2.5 apg</b>
• Has 28 assists this season to just eight turnovers						
<b>G</b>	<b>13</b>	<b>Sammy Zeglinski</b>	<b>So.</b>	<b>10.8 ppg</b>	<b>3.0 rbg</b>	<b>2.5 apg</b>
• 49.2% (30-61) from 3-point range this season						
<b>G</b>	<b>15</b>	<b>Sylven Landesberg</b>	<b>So.</b>	<b>16.5 ppg</b>	<b>5.4 rbg</b>	<b>2.8 apg</b>
• Scored in double figures every game this season						
<b>F</b>	<b>22</b>	<b>Will Sherrill</b>	<b>Jr.</b>	<b>4.5 ppg</b>	<b>3.8 rbg</b>	<b>0.9 apg</b>
• Made first career start at Auburn and has started the last five games						
<b>F</b>	<b>32</b>	<b>Mike Scott</b>	<b>Jr.</b>	<b>13.8 ppg</b>	<b>8.8 rbg</b>	<b>1.4 apg</b>
• Has 13 career double-doubles						

Virginia Athletics Media Relations • 154 John Paul Jones Arena, PO Box 400853, Charlottesville, VA 22904 • Office: (434) 982-5500 • Fax: (434) 982-5525

**Rich Murray** (Primary Men's Basketball Contact)  
**Steve Kirkland** (Secondary Men's Basketball Contact)

Office: (434) 982-5530  
Office: (434) 982-5535

Cell: (434) 981-4942  
Cell: (434) 825-5241

Email: rmurray@virginia.edu  
Email: skirkland@virginia.edu

### ASSOCIATED PRESS POLL (1/4)

1.	Kansas	13-0
2.	Texas	13-0
3.	Kentucky	15-0
4.	Purdue	13-0
5.	<b>Duke</b>	<b>12-1</b>
6.	Villanova	12-1
7.	Syracuse	13-1
8.	West Virginia	11-1
9.	<b>North Carolina</b>	<b>11-3</b>
10.	Michigan State	11-3
11.	Kansas State	13-1
12.	Georgetown	11-1
13.	Connecticut	10-3
14.	Mississippi	11-2
15.	New Mexico	14-1
16.	Tennessee	10-2
17.	Wisconsin	12-2
18.	<b>Florida State</b>	<b>12-2</b>
19.	Gonzaga	11-3
20.	<b>Georgia Tech</b>	<b>11-2</b>
21.	Temple	11-3
22.	Texas Tech	12-2
23.	Pittsburgh	12-2
24.	Washington	10-3
25.	BYU	14-1

Receiving Votes: **Clemson**, Texas A&M, Cincinnati, Florida, Baylor, **Miami (Fla)**, Rhode Island, USC, Dayton, Ohio State, **Wake Forest**, William & Mary, Northern Iowa, **UAB**, Mississippi State, **Virginia Tech**, Oklahoma State, California, UNLV, Cornell, Butler, VCU, Oregon, Minnesota, Vanderbilt.

### ESPN/USA TODAY COACHES POLL (1/4)

1.	Kansas	13-0
2.	Texas	13-0
3.	Kentucky	15-0
4.	Purdue	13-0
5.	<b>Duke</b>	<b>12-1</b>
6.	Villanova	12-1
7.	Syracuse	13-1
8.	West Virginia	11-1
9.	<b>North Carolina</b>	<b>11-3</b>
10.	Kansas State	13-1
11.	Michigan State	11-3
12.	Georgetown	11-1
13.	Connecticut	10-3
14.	New Mexico	14-1
15.	Tennessee	10-2
16.	Mississippi	11-2
17.	<b>Georgia Tech</b>	<b>11-2</b>
18.	Gonzaga	11-3
19.	<b>Florida State</b>	<b>12-2</b>
20.	Wisconsin	12-2
21.	<b>Clemson</b>	<b>12-3</b>
22.	Washington	10-3
23.	BYU	14-1
24.	Butler	10-4
25.	Temple	11-3

Receiving Votes: Pittsburgh, Texas Tech, Ohio State, UNLV, **Wake Forest**, Northern Iowa, Baylor, Florida, Cincinnati, William & Mary, Saint Mary's, Cornell, California, Texas A&M, Rhode Island, **UAB**, **Virginia Tech**, Oklahoma State, Dayton, USC, Mississippi State.

2009-10 opponents in bold

### HEAD COACH TONY BENNETT:

- Head coach Tony Bennett is in his first season at Virginia (8-4 record)
- In his fourth season as a head coach, he has a career record of 77-37
- Bennett was the 2007 National Coach of the Year at Washington State

### AT JOHN PAUL JONES ARENA:

- Virginia is 45-17 all-time at John Paul Jones Arena
- The Cavaliers are 7-1 at JPJA this season

### JPJA RECOGNIZED:

- John Paul Jones Arena was named the best new college basketball arena of the decade by SI.com
- The arena was recognized in Seth Davis' story about the highlights of the decade

### BIG WINS, CLOSE LOSSES:

- Seven of Virginia's eight wins this season have been by double digits  
*(The Cavaliers had just five double-digit wins all of last season)*
- Three of Virginia's four losses this season have been by five points or less

### TAKING CARE OF THE BALL:

- Virginia currently ranks seventh nationally in fewest turnovers a game at 10.5 turnovers per game
- Last season, the Cavaliers averaged 14.8 tpg, ranking 242nd nationally
- Virginia has had 10 or fewer turnovers in seven games this season
- UVa has had fewer turnovers than its opponent in six consecutive games

### INCREASED SCORING:

- Five Cavalier players are scoring at least 1.5 pts more per game than they did last season
- Will Sherrill, who is scoring 4.4 ppg more than last season, leads the group
- Three of the five players are scoring at least 3.0 ppg better than last season

<b>'Hoos Scoring More:</b>			
Player	'09 PPG	'10 PPG	Diff
Sherrill	0.1	4.5	+4.4
Farrakhan	4.3	6.7	+2.4
Zeglinski	7.8	10.8	+3.0
Scott	10.3	13.8	+3.5
Meynisse	1.7	3.3	+1.6

### SHARP SHOOTING 'HOOS:

- Against Texas-Pan American the Cavaliers shot 56.6 percent from the floor, the fifth time this season they have shot at least 50.0 percent from the field
- Last season, UVa shot 50.0 percent just four times all season (28 games)

### CAVALIERS DEFEAT UAB:

- Virginia posted its first win of the season over a ranked opponent on Dec. 30 with a 72-63 win over then-No. 24 UAB at John Paul Jones Arena
- The Blazers are the only ranked team the Cavaliers have played this season

## THE NEXT SEVEN DAYS

Sun. Jan. 10	Mon. Jan. 11	Tue. Jan. 12	Wed. Jan. 13	Thurs. Jan. 14	Fri. Jan. 15	Sat. Jan. 16
	<b>ACC Teleconference</b> Tony Bennett - noon		<b>GAMEDAY</b>			<b>GAMEDAY</b>
	<b>Radio Show</b> Virginia Sports Network - 7:06 pm		Georgia Tech 7:00 pm			Miami 8:00 pm

This is a tentative schedule of media opportunities. The schedule is subject to change.

### 2009-10 VIRGINIA CAVALIERS

No.	Player	Pos.	Yr.	Ht.	Hometown	PPG	RBG	Other	Minutes
0	<b>Doug Browman</b> ( <i>Brow-man</i> ) • Joined the program as a walk-on	G	Fr.	5-11	Midlothian, Va.	0.0	0.3	--	2.0
1	<b>Jontel Evans</b> • 2008-09 Newport News Daily Press Male Athlete of the Year	G	Fr.	5-11	Hampton, Va.	2.9	1.2	1.7 apg	12.7
2	<b>Mustapha Farrakhan</b> ( <i>Moo-sta-fa Fair-uh-con</i> ) • Tied a career high with 17 points vs. Longwood	G	Jr.	6-4	Harvey, Ill.	6.7	1.6	2.1 apg	21.7
4	<b>Calvin Baker</b> • Has 28 assists this season to just eight turnovers	G	Sr.	6-2	Newport News, Va.	4.5	1.5	2.5 apg	18.1
5	<b>Assane Sene</b> ( <i>Uh-Sahn Sen</i> ) • Career-high five blocks vs. Hampton	C	So.	7-0	Saint-Louis, Senegal	3.1	5.0	1.8 blk	15.3
10	<b>Tom Jonke</b> ( <i>Yonk-ee</i> ) • Joined the program as a walk-on	G	Sr.	6-0	Commack, N.Y.	0.0	0.7	--	3.0
11	<b>Thomas Kody</b> • Joined the program as a walk-on	G	Fr.	6-3	McLean, Va.	0.0	0.3	0.3 apg	2.3
13	<b>Sammy Zeglinski</b> ( <i>Zuh-glin-ski</i> ) • 49.2% (30-61) from 3-point range this season	G	So.	6-0	Philadelphia, Pa.	10.8	3.0	2.5 apg	28.5
15	<b>Syven Landesberg</b> ( <i>Sill-ven Lan-des-berg</i> ) • Scored in double figures every game this season	G	So.	6-6	Flushing, N.Y.	16.5	5.4	2.8 apg	31.2
22	<b>Will Sherrill</b> • Career-high 18 points vs. Cleveland State in Cancun	F	Jr.	6-9	New York, N.Y.	4.5	3.8	0.9 apg	18.1
23	<b>Jeff Jones</b> • 17 points vs. Stanford in Cancun	G	Jr.	6-4	Chester, Pa.	7.2	1.3	0.2 apg	18.1
24	<b>Tristan Spurlock</b> • 2008-09 Virginia Mr. Basketball by the Roanoke Times	G/F	Fr.	6-8	Woodbridge, Va.	2.4	1.0	0.1 apg	5.1
32	<b>Mike Scott</b> • 13 career double-doubles	F	Jr.	6-8	Chesapeake, Va.	13.8	8.8	1.4 apg	28.7
45	<b>Solomon Tat</b> • Four points and four rebounds vs. Rider	G/F	Sr.	6-5	Jos Plateau, Nigeria	1.5	1.2	--	2.7
55	<b>Jerome Meyinsse</b> ( <i>Me-yin-see</i> ) • Two-time ACC All-Academic Team selection	F/C	Sr.	6-9	Baton Rouge, La.	3.3	3.6	0.7 blk	16.9

### BIOS NOT IN THE MEDIA GUIDE

#### #0 DOUG BROWMAN

5-11 • 182 • G • Fr.  
Midlothian, Va. • Montrose Christian School

#### WORTH NOTING

- Lettered three times in basketball at Montrose Christian School and one year at James River High School
- Joined the Virginia program as a walk-on after going through a tryout during the 2009-10 preseason practice period

#### HIGH SCHOOL

- Played one year of basketball and was a starting guard for head coach Joe Amado at James River High School before attending Montrose Christian School
- Lettered three times in basketball for head coach Stu Vetter at Montrose Christian School
- Earned Scholar-Athlete honors
- Inducted into the National Society of High School Scholars in 2008
- Vice-president of the student body as a senior at Montrose Christian School during the 2008-09 academic year

#### PERSONAL

- Douglas Reid Browman, Jr.
- Born April 9, 1991, in Richmond, Va.
- Parents are Barbara and Doug Browman
- Has an older sister, Andrea
- Enjoys golf

#### #10 TOM JONKE

6-0 • 170 • G • Sr.  
Commack, N.Y. • Commack

#### WORTH NOTING

- Honored as the Male Athlete of the Year at Commack High School as a senior in 2005-06
- Earned two letters each in volleyball, basketball and track and field at Commack High School
- Joined the Virginia program as a walk-on after going through a tryout during the 2009-10 preseason practice period

#### AT VIRGINIA

- Served as a men's basketball team manager the last three years

#### HIGH SCHOOL

- Lettered twice in basketball for head coach Mike Schmitz at Commack H.S.
- Earned Academic All-Suffolk County honors twice
- Also lettered twice in volleyball as an outside hitter and twice in track and field as a competitor in the pentathlon
- Two-time All-Division selection in volleyball and the team captain as a senior
- Earned All-League honors in track and field as a junior and All-Division honors as a senior when he was the Division I Pentathlon Champion
- Captain of the track and field team as a senior
- President of the National Honor Society, vice-president of the Boys' Leaders Corps and a member of the Math and Italian honor societies
- Four-year High Honor Roll student
- Earned an International Baccalaureate Diploma

#### PERSONAL

- Thomas John Jonke
- Born Aug. 2, 1988, in Commack, N.Y.
- Parents are Kitty and John Jonke
- Has an older brother, Daniel, and a younger brother, Michael
- Has volunteered for the March of Dimes
- Economics major

### **DOUBLE TIME**

#### **DOUBLE-DOUBLES**

	2009-10	Career
Mike Scott	3	13
Sylvan Landesberg	1	1

#### **DOUBLE-FIGURE SCORING GAMES**

	2009-10	Career
Sylvan Landesberg	12	35
Mike Scott	7	27
Calvin Baker	–	26
Sammy Zeglinski	8	18
Jeff Jones	5	16
Mustapha Farrakhan	5	9
Jerome Meyinsse	–	2
Will Sherrill	1	1
Solomon Tat	–	1

#### **20-POINT SCORING GAMES**

	2009-10	Career
Sylvan Landesberg	4	16
Mike Scott	1	2
Jeff Jones	–	1
Sammy Zeglinski	–	1

#### **30-POINT SCORING GAMES**

	2009-10	Career
Sylvan Landesberg	–	1

#### **DOUBLE-FIGURE REBOUNDING GAMES**

	2009-10	Career
Mike Scott	3	17
Assane Sene	1	4
Sylvan Landesberg	1	2

### **DEFENSE SHINES AGAINST NJIT:**

- The UVa defense put up a strong performance in the 68-37 win over NJIT
- NJIT's 37 points were the fewest allowed by the Cavaliers since 1996-97 (34 vs. UMBC) and is tied for the second fewest allowed in the shot clock era
- NJIT's 13 made FGs is tied for the fourth lowest total allowed by the Cavaliers since 1953
- NJIT's 27.1% shooting (13-48) was the lowest percentage allowed by the Cavaliers since Longwood shot 25.8% (16-62) against the Cavaliers on Feb. 13, 2007

### **LONG RANGE FIRING:**

- Against both Penn State and Cleveland State, the Cavaliers shot over 50.0 percent from 3-point range
- Against Penn State, Virginia shot 53.3 percent (8-15) from 3-point range
- Against Cleveland State, Virginia shot 58.8 percent (10-17) from 3-point range
- It was the first time the Cavaliers shot over 50.0 percent from long range in consecutive games since doing it against Ohio and Tennessee in 2000-01
- Virginia also shot over 50.0 percent from 3-point range vs. Texas-Pan American (7-12, 58.3 percent)

### **BAKER TAKING CARE OF THE BALL:**

- Calvin Baker has 28 assists this season to just eight turnovers
- That 3.5 assist-to-turnover ratio would rank second in the ACC and in the top five nationally if he met the 3.0 assists/per game minimum (Baker is at 2.5)
- Baker has had 17 assists in the last three games

### **RETURN TO SENE-DER:**

- Assane Sene had a career-high five blocks vs. Hampton on Dec. 23
- Sene leads the Cavaliers at 1.8 blocks per game

### **SCOTT DOUBLING IT UP:**

- Mike Scott had a double-double (17 pts, 11 rebs) vs. Penn State, his third of the season and his 13th career double-double
- His 13 double-doubles rank 20th in school history
- Scott's 13 career double-doubles are tied for the sixth highest total in the ACC among active players

### **SHERRILL EN FUEGO SOUTH OF THE BORDER:**

- Against Cleveland State in Cancun, junior forward Will Sherrill had his career game
- He set career highs with 18 points, seven FGs, four 3FGs, two assists, three steals and tied a career high with six rebounds
- Prior to the game, Sherrill had scored just 15 points in his career, and his career high in a game was three points

### **BENNETT VICTORIOUS IN DEBUT:**

- Head coach Tony Bennett won his UVa debut, 85-72 vs. Longwood
- Of the 11 Virginia head coaches, he became the eighth to win his debut  
*(Wins by Henry Lannigan, Gus Tebell, Evan "Bus" Male, Terry Holland, Jeff Jones, Pete Gillen, Dave Leitao and Tony Bennett)*

### **CAREER HIGHS IN SEASON OPENER:**

- Two Cavaliers had career highs in the season opener vs. Longwood
- Mustapha Farrakhan tied career highs with 17 points and four assists, while having a career-high five rebounds
- Sammy Zeglinski tied a career high with six rebounds

### **CAVALIERS SHOOT WELL AGAINST LONGWOOD:**

- The Cavaliers shot 60.0% (30-50) from the field vs. Longwood
- It marked the first time Virginia shot 60.0% or higher since shooting 61.0% (36-59) against Long Island on Nov. 17, 2000

### **CHALLENGING SCHEDULE:**

- Four of Virginia's opponents this season (Duke, North Carolina, Florida State, Georgia Tech) are currently ranked in the AP poll (1/4)
- Five other opponents (Clemson, Miami, Wake Forest, UAB, Virginia Tech) are receiving votes

### **CAVALIERS 11TH IN ACC POLL:**

- Virginia was picked 11th in the ACC preseason poll of media attending ACC Operation Basketball on Oct. 25

### **FIVE SIGN WITH VIRGINIA:**

- Virginia signed five players to National Letters of Intent in November for the 2010 recruiting class
- The five players are 6-4 guard K.T. Harrell of Montgomery, Ala.; 6-6 guard Joe Harris from Chelan, Wash.; 6-9 forward James Johnson of Wildomar, Calif.; 6-7 wing Akil Mitchell of Charlotte, N.C.; and 6-8 forward Will Regan of Williamsville, N.Y.

### **UNCW GAME RESCHEDULED:**

- The Virginia-UNC Wilmington game has been rescheduled for Jan. 18
- The game was originally scheduled for Dec. 19 but had to be postponed due to snow
- A game time will not be set until after it's determined whether the game will be televised

### **UP NEXT:**

- The Cavaliers will open their ACC home schedule on Wednesday when they host No. 20 Georgia Tech
- Game time at John Paul Jones Arena is 7 p.m.

### **ON THE LINE**

#### **CONSECUTIVE MADE FREE THROWS**

	Current	Season High	Career High
Zeglinski	10	10	10
Meyinsse	8	8	8
Farrakhan	6	9	19
Scott	2	4	12
Evans	2	2	2
Baker	1	6	25
Sherrill	1	3	4
Tat	1	1	9
Landesberg	-	13	26
Jones	-	6	13
Sene	-	3	5
Spurlock	-	1	1

*\* Streak began at the end of last season*

#### **VIRGINIA'S CONSECUTIVE FREE THROW STREAKS OF 10 OR MORE THIS SEASON**

Syven Landesberg	13 (11/16-11/24)
Syven Landesberg	12 (12/7-12/30)
Sammy Zeglinski	10* (11/21-12/30)

*\* active*

#### **AND ONES\***

	2009-10	Career
Landesberg	5	22
Jones	1	7 (1)
Meyinsse	1	3
Farrakhan	1	2
Zeglinski	1 (1)	2 (1)
Scott	-	6
Baker	-	2
Tat	-	1

*(#) - number of four-point plays*

*\* Times making a basket when fouled and making the ensuing free throw too*



### THE LAST TIME ...

#### **VIRGINIA INDIVIDUALS**

- **Scored 30 points:** Sylvan Landesberg (32) vs. Boston College (2/4/09)
- **Scored 40 points:** Sean Singletary (41) at Miami (3/1/08)
- **Two players with 20 points:** Mike Scott (22) and Sylvan Landesberg (20) vs. UT-Pan American (1/5/10)
- **Three players with 20 points:** Chris Williams (27), Roger Mason, Jr. (22) and Donald Hand (20) vs. Duke (1/5/00)
- **Four players with 20 points:** Chris Williams (23), Donald Hand (22), Adam Hall (21), and Travis Watson (20) vs. Georgetown (3/15/00)
- **A player with back-to-back 25-point games:** Sylvan Landesberg, 26 at Georgia Tech (12/28/08), 25 vs. Xavier (1/3/09)
- **One player scored in double figures:** Sylvan Landesberg (14) at USF (11/16/09)
- **Five players scored in double figures:** Sylvan Landesberg (20), Will Sherrill (18), Mike Scott (15), Mustapha Farrakhan (11), Sammy Zeglinski (10), vs. Cleveland State (11/25/09)
- **Six players scored in double figures:** Sean Singletary (27), Adrian Joseph (13), Jamil Tucker (13), Mamadi Diane (12), Calvin Baker (11), Laurynas Mikalauskas (11), vs. Maryland (3/9/08)
- **Seven players scored in double figures:** Cornel Parker (20), Junior Burrough (15), Ted Jeffries (14), Cory Alexander (13), Jason Williford (12), Yuri Barnes (11) and Doug Smith (11) vs. Clemson (1/13/93)
- **Had 15 rebounds:** Mike Scott (15) vs. Hampton (12/23/08)
- **Had 20 rebounds:** Travis Watson (20) vs. Wofford (1/2/03)
- **Had 25 rebounds:** Bob Mortell (25) vs. Washington & Lee (2/27/60)
- **Two players with 10 rebounds:** Sylvan Landesberg (11) and Mike Scott (10) at Maryland (1/20/09)
- **Three players with 10 rebounds:** Yuri Barnes (13), Jason Williford (12) and Junior Burrough (11) vs. Rice (12/4/93)
- **Double-Double:** Sylvan Landesberg (14 pts, 12 rebs) vs. Hampton (12/23/09)
- **Two players had a double-double:** Adrian Joseph (23 pts, 11 rebs) and Mike Scott (10 pts, 13 rebs) at Penn (11/23/07)
- **Three players had a double-double:** Jason Williford (10 pts, 15 rebs), Ted Jeffries (23 pts, 10 rebs), and Cornel Parker (11 pts, 11 rebs) at William & Mary (1/25/93)
- **Double-Double with points and assists:** Sean Singletary (22 pts, 10 assts) vs. Old Dominion (3/24/08)
- **Triple-Double:** Ralph Sampson (15 pts, 22 rebs, 10 blks) vs. Old Dominion (12/29/79)
- **Four Double-Doubles in a row:** Travis Watson (29 pts, 12 rebs) at NC State (2/6/02), (20 pts, 10 rebs) vs. Clemson (2/10/02), (17 pts, 10 rebs) vs. UNC (2/12/02), (13 pts, 12 rebs) at Wake (2/17/02)
- **20 points and 20 rebounds:** Travis Watson (21 pts, 20 rebs) vs. Wofford (1/2/03)
- **10 assists:** Sean Singletary (10) vs. Old Dominion (3/24/08)
- **5 Blocked Shots:** Assane Sene (5) vs. Hampton (12/23/09)
- **5 Steals:** Sammy Zeglinski (5) vs. Florida State (1/24/09)
- **Led UVA in Points, Rebounds and Assists:** Sylvan Landesberg (14 pts, 12 rebs, 6 assts) vs. Hampton (12/23/09)
- **Hit a last second shot to win a game:** Sean Singletary vs. Duke (2/1/07) [jumper with one second in OT]; J.R. Reynolds vs. Loyola Marymount (12/23/04) [layup with 1.5 seconds in regulation]
- **Played every minute:** Sylvan Landesberg (45) vs. Clemson (2/15/09)
- **Played 40 or more minutes:** Sylvan Landesberg (45) and Mike Scott (40) vs. Clemson (2/15/09)

#### **VIRGINIA TEAM**

- **Won in Overtime:** vs. Clemson, 85-81 (2/15/09)
- **Lost in Overtime:** at Virginia Tech, 65-72 (2/2/08)
- **Played Two Overtimes:** vs. Maryland, L 89-92 (2/19/05)
- **Played Three Overtimes:** vs. Georgetown, L 111-115 (3/15/00)
- **Shot 70 percent for a Half:** 72.2% (13-18) vs. Wake Forest 2nd Half (2/24/96)
- **Shot 60 percent in a Game:** 60.0% (30-50) vs. Longwood (11/13/09)
- **Shot less than 30 percent in a Game:** 27.9% (17-61) vs. North Carolina (3/10/06)
- **Shot 90 percent from the free throw line:** 90.0% (9-10) vs. Hampton (12/23/09)
- **Shot 50 percent from 3-point line:** 58.3% (7-12) vs. UT-Pan American (1/5/10)
- **Shot less than 30 percent in a half:** 28.6% (6-21) in 2nd Half vs. Stanford (11/24/09)
- **Shot less than 20 percent in a half:** 13.6% (3-22) in 1st Half vs. Florida State (1/24/09)
- **Shot 55 percent or better and lost:** 56.9% (29-51) vs. Duke (3/14/03)
- **Attempted 50 FTs:** 52 (made 34) vs. Howard (12/12/94)
- **Made 30 FTs:** 31 (36 att.) vs. Tennessee (3/18/07)
- **Made 10 3-pt FGs:** 11 vs. Hampton (12/23/09)
- **Failed to make a 3-pt FG:** at Georgia Tech (12/4/05)
- **Had 50 rebounds:** 50 vs. North Carolina (1/15/09)
- **Had 25 assists:** 27 vs. Howard (11/21/01)
- **Had 15 steals:** 16 vs. NC State (2/24/08)
- **Had 10 blocks:** 10 at Virginia Tech (1/10/09)
- **Scored 50 pts in a half:** 50 vs. Liberty, 2nd half (11/25/08)
- **Scored 60 pts in a half:** 60 vs. Gonzaga, 1st half (1/3/07)
- **Scored 70 pts in a half:** 70 vs. Coastal Carolina, 2nd half (11/20/00)
- **Scored 100 pts (ACC):** 103 vs. Maryland (1/16/07)
- **Scored 100 pts (non-conf):** 107 vs. VMI (11/16/08)
- **Scored under 20 pts in 1st half:** 16 vs. FSU (1/24/09)
- **Scored under 20 pts in 2nd half:** 12 vs. UNC (2/11/98)
- **Scored under 50 pts in a game:** 49 at USF (11/16/09)

#### **OPPONENT INDIVIDUALS**

- **Scored 30 points:** Talor Battle (32), Penn State (11/30/09)
- **Scored 35 points:** J.J. Redick (40), Duke (1/28/06)
- **Scored 40 points:** J.J. Redick (40), Duke (1/28/06)
- **Scored 50 points:** Len Chappell (50), Wake (2/12/62)
- **Two players with 20 points:** Tyrese Rice (20) and Rakim Sanders (20), Boston College (2/4/09)
- **Three players with 20 points:** Seth Curry (26), Kyle Ohman (26), Anthony Smith (21), Liberty (11/25/08)
- **Two players with 30 points:** Trevor Powell (31) and Tony Smith (31), Marquette (2/3/90)
- **Five players scored in double figures:** DeWayne Reed (18), Lucas Hargrove (13), Frankie Sullivan (12), Brendon Knox (11), Tay Waller (10), Auburn (12/7/09)
- **Six players scored in double figures:** Chris Paul (21), Justin Gray (17), Eric Williams (15), Jamaal Levy (12), Taron Downey (11) and Vyatas Danelius (10), Wake Forest (1/2/05)
- **Seven players scored in double figures:** Stanley Burrell (15), Drew Lavender (13), C.J. Anderson (12), B.J. Raymond (12), Josh Duncan (11), Charles Bronson (11), and Jason Love (10), at Xavier (1/3/08)
- **Double-Double:** Elijah Millsap (27 pts, 11 rebs), UAB (12/30/09)
- **Double-Double with points and assists:** Eric Hayes (10 pts, 11 assts), at Maryland (1/20/09)

- **Two players had a double-double:** Donte Green (20 pts, 10 rebs) and Paul Harris (10 pts, 14 rebs), Syracuse (12/5/07)
- **Had 15 rebounds:** Trevor Booker (15), at Clemson (3/3/09)
- **Had 20 rebounds:** Tim Duncan (23), Wake (2/22/97)
- **Had 10 assists:** Eric Hayes (11), at Maryland (1/20/09)
- **5 Blocked Shots:** Michael Freeman (5), Hampton (12/23/08)
- **5 Steals:** Al Nolen (5), Minnesota (12/2/08)
- **Hit a last second shot to win a game:** Deron Washington of Virginia Tech (1/16/08) [0.0 seconds in overtime]

#### **OPPONENT TEAM**

- **Shot less than 30 percent in a Game:** 27.1% (13-48) NJIT (12/21/09)
- **Shot less than 30 percent in a Game (ACC):** 29.0% (20-69), Wake Forest (2/24/96)
- **Shot 60 percent in a Game:** 63.8% (37-58), at Xavier (1/3/08)
- **Shot 55 percent or better and lost:** 55.3% (26-47), Cleveland State (11/25/09)
- **Scored 100 pts:** 108, at Xavier (1/3/08)
- **Scored 60 pts in a half:** 60, at Miami, 2nd half (3/1/08)
- **Scored under 20 pts in 1st half:** 19, NJIT (12/21/09)
- **Scored under 20 pts in 2nd half:** 18, NJIT (12/21/09)
- **Scored under 50 pts in a game:** 37, NJIT (12/21/09)
- **Had 25 assists:** 27, at Xavier (1/3/08)
- **Had 15 steals:** 15, VMI (11/16/08)
- **Had 10 blocks:** 10 vs. North Carolina (1/15/09)
- **Failed to make a 3-pt FG:** vs. Arizona State (11/27/99)





# CALVIN BAKER

# #4

Senior • Guard • 6-2 • 190 • Newport News, Va. • Woodside

## 2009-10 SEASON:

- Missed season opener after having arthroscopic surgery on Oct. 27 to remove a loose piece of cartilage in his right knee.
- Made season debut at USF and had five points
- Had eight points vs. Rider
- Had nine points vs. NJIT in his first start of the season
- Had five points and a season-high four assists vs. Hampton
- Had eight points and six assists vs. #24 UAB
- Had five points and tied a career high with seven assists vs. UTPA
- Has 17 assists and just two turnovers in the last three games

## SINGLE GAME BESTS (at Virginia)

### POINTS

Season: 9 vs. NJIT (12/21/09)  
 Career: 18 at Clemson (3/3/09)  
 ACC: 18 at Clemson (3/3/09)

### REBOUNDS

Season: 3 vs. UT-Pan American (1/5/10)  
 Career: 8 vs. Howard (11/14/07)  
 ACC: 7 at Georgia Tech (3/3/08)

### FG MADE

Season: 4 vs. NJIT (12/21/09)  
 Career: 7 on three occasions  
 ACC: 7 on three occasions

### FG ATTEMPTS

Season: 8 vs. NJIT (12/21/09), vs. UAB (12/30/09)  
 Career: 15 vs. Duke (3/5/08)  
 ACC: 15 vs. Duke (3/5/08)

### 3 PT FG MADE

Season: 1 on five occasions  
 Career: 4 vs. Northwestern (11/27/07)  
 ACC: 3 on three occasions

### 3 PT FG ATTEMPTS

Season: 5 vs. UAB (12/30/09)  
 Career: 7 vs. Syracuse (12/5/07), vs. Ga Tech (1/27/08)  
 ACC: 7 vs. Georgia Tech (1/27/08)

### FT MADE

Season: 4 vs. Rider (11/19/09)  
 Career: 6 vs. Virginia Tech (2/18/09)  
 ACC: 6 vs. Virginia Tech (2/18/09)

### FT ATTEMPTS

Season: 4 vs. Rider (11/19/09)  
 Career: 6 on four occasions  
 ACC: 6 on three occasions

### ASSISTS

Season: 7 vs. UT-Pan American (1/5/10)  
 Career: 7 vs. VMI (11/16/08), vs. UTPA (1/5/10)  
 ACC: 6 vs. Maryland (3/7/09)

### TURNOVERS

Season: 2 vs. Rider (11/19/09), vs. UAB (12/30/09)  
 Career: 5 on five occasions  
 ACC: 5 on four occasions

### BLOCKS

Season: --  
 Career: 2 vs. UNC (2/12/08), vs. BC (2/4/09)  
 ACC: 2 vs. UNC (2/12/08), vs. BC (2/4/09)

### STEALS

Season: 1 on seven occasions  
 Career: 4 on three occasions  
 ACC: 4 at Georgia Tech (3/3/08)

### MINUTES

Season: 26 vs. UT-Pan American (1/5/10)  
 Career: 35 at Clemson (3/3/09)  
 ACC: 35 at Clemson (3/3/09)

## 2009-10 GAME-BY-GAME:

Opponent	GP-GS	FG-FGA	3FG-3FGA	FT-FTA	Off-Def	Total	A	TO	Blk	Stl	PF	Min	Pts
Longwood	DNP												
at USF	1-0	2-4	1-1	0-0	1-1	2	1	0	0	0	2	15	5
Rider	2-0	2-5	0-1	4-4	0-2	2	2	2	0	1	2	18	8
Oral Roberts	3-0	1-5	0-2	2-2	0-0	0	2	0	0	1	0	18	4
vs. Stanford	4-0	0-3	0-1	1-2	0-1	1	1	1	0	1	2	18	1
vs. Cleveland St	5-0	0-2	0-0	0-1	0-0	0	1	0	0	0	0	9	0
Penn State	6-0	1-3	0-0	0-0	0-1	1	2	0	0	1	3	20	2
at Auburn	7-0	1-3	0-2	0-0	1-0	1	1	1	0	0	2	10	2
NJIT	8-1	4-8	1-2	0-0	0-2	2	1	1	0	1	1	22	9
Hampton	9-2	2-4	1-2	0-0	2-0	2	4	0	0	0	0	18	5
UAB	10-3	3-8	1-5	1-2	0-2	2	6	2	0	1	2	24	8
UTPA	11-4	2-4	1-2	0-0	0-3	3	7	1	0	1	0	26	5


## CAREER STATISTICS (at Virginia)

Year	G-GS	Min-Avg.	FG-FGA	Pct.	3FG-3FGA	Pct.	FT-FTA	Pct.	Off-Def.	Reb-Avg.	PF-DQ	Ast	TO	Blk	Stl	Pts-Avg
2006-07																
ACC																
2007-08	33-8	835-25.3	103-247	.417	41-110	.373	37-55	.673	19-67	86-2.6	62-0	79	57	5	29	284-8.6
ACC	16-8	448-28.0	55-133	.414	20-53	.377	24-32	.750	9-37	46-2.9	30-0	34	29	4	19	154-9.6
2008-09	28-22	697-24.9	83-212	.392	21-71	.296	48-55	.873	7-56	63-2.3	57-3	78	70	5	32	235-8.4
ACC	16-11	411-25.7	53-122	.434	15-39	.385	28-30	.933	5-26	31-1.9	33-0	39	43	4	18	149-9.3
2009-10	11-4	199-18.1	18-49	.367	5-18	.278	8-11	.727	4-12	16-1.5	14-0	28	8	0	7	49-4.5
ACC																
<b>CAREER</b>	<b>72-34</b>	<b>1731-24.0</b>	<b>204-508</b>	<b>.402</b>	<b>67-199</b>	<b>.337</b>	<b>93-121</b>	<b>.769</b>	<b>30-135</b>	<b>165-2.3</b>	<b>133-3</b>	<b>185</b>	<b>135</b>	<b>10</b>	<b>68</b>	<b>568-7.9</b>
ACC	32-19	859-26.8	108-255	.424	35-92	.380	52-62	.839	14-63	77-2.4	63-0	73	72	8	37	303-9.5

Did not play after transferring







# MUSTAPHA FARRAKHAN

# #2

Junior • Guard • 6-4 • 175 • Harvey, Ill. • Thornton Township

## 2009-10 SEASON:

- Tied career highs with 17 points and four assists and set a career high with five rebounds vs. Longwood
- Had eight points vs. Rider
- Had 13 points and tied a career high with four assists vs. Oral Roberts
- Had 11 points in a career-high 33 minutes vs. Cleveland State in Cancun
- Had 10 points and two assists vs. Hampton
- Had 10 points, two assists and tied a career high with two blocks vs. #24 UAB

## SINGLE GAME BESTS

### POINTS

Season: 17 vs. Longwood (11/13/09)  
 Career: 17 at VT (1/10/09), vs. Longwood (11/13/09)  
 ACC: 17 at Virginia Tech (1/10/09)

### REBOUNDS

Season: 5 vs. Longwood (11/13/09)  
 Career: 5 vs. Longwood (11/13/09)  
 ACC: 4 at Maryland (1/30/08)

### FG MADE

Season: 5 vs. Longwood (11/13/09)  
 Career: 5 at VT (1/10/09), vs. Longwood (11/13/09)  
 ACC: 5 at Virginia Tech (1/10/09)

### FG ATTEMPTS

Season: 9 at USF (11/16/09)  
 Career: 15 vs. North Carolina (1/15/09)  
 ACC: 15 vs. North Carolina (1/15/09)

### 3 PT FG MADE

Season: 3 vs. Cleveland State (11/25/09)  
 Career: 4 at Virginia Tech (1/10/09)  
 ACC: 4 at Virginia Tech (1/10/09)

### 3 PT FG ATTEMPTS

Season: 5 vs. Rider (11/19/09), vs. Cleveland St (11/25/09)  
 Career: 7 vs. North Carolina (1/15/09)  
 ACC: 7 vs. North Carolina (1/15/09)

### FT MADE

Season: 6 vs. Longwood (11/13/09)  
 Career: 6 vs. Longwood (11/13/09)  
 ACC: 4 at Georgia Tech (12/28/08)

### FT ATTEMPTS

Season: 6 vs. Longwood (11/13/09)  
 Career: 6 vs. Longwood (11/13/09)  
 ACC: 4 at Georgia Tech (12/28/08)

### ASSISTS

Season: 4 vs. Longwood (11/13/09), vs. ORU (11/21/09)  
 Career: 4 on three occasions  
 ACC: 4 vs. North Carolina (1/15/09)

### TURNOVERS

Season: 4 vs. Cleveland State (11/25/09)  
 Career: 4 vs. BC (3/12/09), vs. Cleveland St (11/25/09)  
 ACC: 2 on three occasions

### BLOCKS

Season: 2 vs. UAB (12/30/09)  
 Career: 2 vs. UNC (1/15/09), vs. UAB (12/30/09)  
 ACC: 2 vs. North Carolina (1/15/09)

### STEALS

Season: 1 on five occasions  
 Career: 2 at Minnesota (12/2/08)  
 ACC: 1 vs. UNC (1/15/09), vs. Md. (3/7/09)

### MINUTES


Season: 33 vs. Cleveland State (11/25/09)  
 Career: 33 vs. Cleveland State (11/25/09)  
 ACC: 27 vs. North Carolina (1/15/09)

## 2009-10 GAME-BY-GAME:

Opponent	GP-GS	FG-FGA	3FG-3FGA	FT-FTA	Off-Def	Total	A	TO	Blk	Stl	PF	Min	Pts
Longwood	1-1	5-8	1-4	6-6	0-5	5	4	3	0	1	2	31	17
at USF	2-2	1-9	0-2	1-1	0-1	1	2	1	0	0	1	29	3
Rider	3-3	2-6	2-5	2-2	0-1	1	2	1	0	1	1	22	8
Oral Roberts	4-4	4-8	2-3	3-4	1-1	2	4	2	0	1	0	32	13
vs. Stanford	5-4	0-2	0-2	3-4	1-0	1	1	3	0	1	2	11	3
vs. Cleveland St	6-5	4-7	3-5	0-0	0-1	1	2	4	1	0	1	33	11
Penn State	7-6	2-6	1-1	0-0	0-0	0	2	1	0	0	3	24	5
at Auburn	8-7	0-3	0-2	0-0	1-0	1	1	2	0	0	2	9	0
NJIT	9-7	0-5	0-1	0-0	0-2	2	2	0	0	0	0	16	0
Hampton	10-7	3-5	2-2	2-2	1-0	1	2	0	0	0	1	16	10
UAB	11-7	3-5	2-3	2-2	0-2	2	2	0	2	1	0	21	10
UTPA	12-7	0-2	0-0	0-0	0-2	2	1	0	0	0	2	16	0

## CAREER STATISTICS

Year	G-GS	Min-Avg.	FG-FGA	Pct.	3FG-3FGA	Pct.	FT-FTA	Pct.	Off-Def.	Reb-Avg.	PF-DQ	Ast	TO	Blk	Stl	Pts-Avg
2007-08	19-0	115-6.1	7-38	.184	2-16	.125	1-5	.200	4-11	15-0.8	9-0	5	12	0	2	17-0.9
ACC	6-0	43-7.2	1-13	.077	1-7	.143	1-3	.333	2-4	6-1.0	3-0	1	3	0	0	4-0.7
2008-09	23-2	239-10.4	33-95	.347	14-41	.341	18-20	.900	4-12	16-0.7	28-1	14	21	2	4	98-4.3
ACC	12-0	135-11.3	17-54	.315	8-26	.308	9-9	1.000	2-6	8-0.7	16-1	8	9	2	2	51-4.3
2009-10	12-7	260-21.7	24-66	.364	13-30	.433	19-21	.905	4-15	19-1.6	15-0	25	17	3	5	80-6.7
ACC																
<b>CAREER</b>	<b>54-9</b>	<b>614-11.4</b>	<b>64-199</b>	<b>.322</b>	<b>29-87</b>	<b>.333</b>	<b>38-46</b>	<b>.826</b>	<b>12-38</b>	<b>50-0.9</b>	<b>52-1</b>	<b>44</b>	<b>50</b>	<b>5</b>	<b>11</b>	<b>195-3.6</b>
ACC	18-0	178-9.9	18-67	.269	9-33	.273	10-12	.833	4-10	14-0.8	19-1	9	12	2	2	55-3.1



# JEFF JONES

# #23

Junior • Guard • 6-4 • 190 • Chester, Pa. • Monsignor Bonner

## 2009-10 SEASON:

- Had 10 points in season opener vs. Longwood
- Had seven points and five rebounds at USF
- Had 11 points vs. Rider
- Had a season-high 17 points (4-7 3FG) vs. Stanford in Cancun
- Had 16 points (6-8 FG, 4-4 3FG) at Auburn
- Had a team-high 11 points vs. NJIT
- Shooting 57.1 percent (8-14) from 3-point range in last five games

## SINGLE GAME BESTS

### POINTS

Season: 17 vs. Stanford (11/24/09)  
 Career: 26 vs. Bradley (3/26/08)  
 ACC: 19 at North Carolina (2/7/09)

### REBOUNDS

Season: 5 at USF (11/16/09)  
 Career: 6 vs. Vermont (11/11/07)  
 ACC: 5 at Duke (2/1/09), vs. BC (2/4/09)

### FG MADE

Season: 6 at Auburn (12/7/09)  
 Career: 9 vs. Bradley (3/26/08)  
 ACC: 7 at North Carolina (2/7/09)

### FG ATTEMPTS

Season: 10 at USF (11/16/09)  
 Career: 14 vs. Bradley (3/26/08)  
 ACC: 12 at UNC (2/7/09), vs. Miami (2/26/09)

### 3 PT FG MADE

Season: 4 vs. Stanford (11/24/09), at Auburn (12/7/09)  
 Career: 6 vs. Bradley (3/26/08)  
 ACC: 3 at North Carolina (2/7/09)

### 3 PT FG ATTEMPTS

Season: 7 at USF (11/16/09), vs. Stanford (11/24/09)  
 Career: 8 vs. Bradley (3/26/08), vs. Liberty (11/25/08)  
 ACC: 7 at Florida State (2/10/09)

### FT MADE

Season: 4 vs. Longwood (11/13/09)  
 Career: 5 vs. Boston College (2/4/09)  
 ACC: 5 vs. Boston College (2/4/09)

### FT ATTEMPTS

Season: 4 on four occasions  
 Career: 6 vs. BC (2/4/09), vs. Clemson (2/15/09)  
 ACC: 6 vs. BC (2/4/09), vs. Clemson (2/15/09)

### ASSISTS

Season: 1 vs. Longwood (11/13/09), vs. Hampton (12/23/09)  
 Career: 5 at North Carolina (2/7/09)  
 ACC: 5 at North Carolina (2/7/09)

### TURNOVERS

Season: 2 vs. Oral Roberts (11/21/09)  
 Career: 4 vs. Longwood (12/7/07), vs. Clem. (2/15/09)  
 ACC: 4 vs. Clemson (2/15/09)

### BLOCKS

Season: 1 vs. Rider (11/19/09), vs. Hampton (12/23/09)  
 Career: 1 on nine occasions  
 ACC: 1 on three occasions

### STEALS

Season: 2 vs. Stanford (11/24/09)  
 Career: 3 vs. Howard (11/14/07), vs. BC (2/4/09)  
 ACC: 3 vs. Boston College (2/4/09)

### MINUTES


Season: 34 vs. Stanford (11/24/09)  
 Career: 37 at North Carolina (2/7/09)  
 ACC: 37 at North Carolina (2/7/09)

## 2009-10 GAME-BY-GAME:

Opponent	GP-GS	FG-FGA	3FG-3FGA	FT-FTA	Off-Def	Total	A	TO	Blk	Stl	PF	Min	Pts
Longwood	1-1	3-6	0-2	4-4	0-1	1	1	1	0	1	0	24	10
at USF	2-2	3-10	1-7	0-0	1-4	5	0	0	0	1	0	28	7
Rider	3-2	4-7	2-5	1-1	0-1	1	0	0	1	1	0	19	11
Oral Roberts	4-2	0-3	0-1	2-4	0-0	0	0	2	0	1	0	13	2
vs. Stanford	5-3	5-9	4-7	3-4	0-1	1	0	1	0	2	0	34	17
vs. Cleveland St	6-3	0-1	0-1	0-0	0-2	2	0	0	0	0	0	5	0
Penn State	7-3	1-5	1-1	0-0	0-0	0	0	1	0	0	1	16	3
at Auburn	8-3	6-8	4-4	0-0	0-2	2	0	0	0	1	0	29	16
NJIT	9-3	3-9	2-6	3-4	0-2	2	0	0	0	0	0	14	11
Hampton	10-3	3-6	2-3	0-0	1-0	1	1	0	1	0	1	18	8
UAB	11-3	0-2	0-0	0-0	0-0	0	0	1	0	0	0	6	0
UTPA	12-3	0-3	0-1	1-2	0-1	1	0	0	0	0	0	11	1

## CAREER STATISTICS

Year	G-GS	Min-Avg.	FG-FGA	Pct.	3FG-3FGA	Pct.	FT-FTA	Pct.	Off-Def.	Reb-Avg.	PF-DQ	Ast	TO	Blk	Stl	Pts-Avg
2007-08	33-25	494-15.0	55-151	.364	16-51	.314	33-47	.702	15-45	60-1.8	46-0	17	41	4	10	159-4.8
ACC	16-8	193-12.1	12-51	.235	2-14	.143	10-14	.714	6-14	20-1.3	20-0	8	16	1	5	36-2.3
2008-09	26-9	493-19.0	60-174	.345	27-93	.290	22-26	.846	7-42	49-1.9	30-0	24	15	3	13	169-6.5
ACC	15-9	311-20.7	42-112	.375	17-57	.298	17-20	.850	5-27	32-2.1	20-0	14	10	2	9	118-7.9
2009-10	12-3	217-18.1	28-69	.406	16-38	.421	14-19	.737	2-14	16-1.3	2-0	2	6	2	7	86-7.2
ACC																
<b>CAREER</b>	<b>71-37</b>	<b>1204-17.0</b>	<b>143-394</b>	<b>.363</b>	<b>59-182</b>	<b>.324</b>	<b>69-92</b>	<b>.750</b>	<b>24-101</b>	<b>125-1.8</b>	<b>78-0</b>	<b>43</b>	<b>62</b>	<b>9</b>	<b>30</b>	<b>414-5.8</b>
ACC	31-17	504-16.3	54-163	.331	19-71	.268	27-34	.794	11-41	52-1.7	40-0	22	26	3	14	154-5.0



# SYLVAN LANDESBERG

# #15

Sophomore • Guard • 6-6 • 207 • Flushing, N.Y. • Holy Cross

## 2009-10 SEASON:

- Named to the preseason Wooden Award and Naismith Award watch lists
- Had a game-high 23 points vs. Longwood
- Had 14 points at USF, and scored his 500th career point in the game
- Had 10 points vs. Rider
- Had 14 points, seven rebounds and a career-high two blocks vs. Oral Roberts
- Had 16 points vs. Stanford in Cancun
- Had 20 points, five rebounds and five assists vs. Cleveland State in Cancun in a season-high 38 minutes
- Had 18 points vs. Penn State
- Had 20 points at Auburn
- Had 10 points vs. NJIT
- Had his first career double-double (14 pts, career-high 12 rebs) along with a season-high six assists vs. Hampton
- Had 19 points, six rebounds and four assists vs. #24 UAB
- Had 20 points (his 16th career 20-point game) vs UTPA

## 2009-10 GAME-BY-GAME:

Opponent	GP-GS	FG-FGA	3FG-3FGA	FT-FTA	Off-Def	Total	A	TO	Blk	Stl	PF	Min	Pts
Longwood	1-1	8-13	1-1	6-8	1-5	6	4	3	0	1	2	34	23
at USF	2-2	5-14	0-1	4-4	1-1	2	2	0	0	0	1	33	14
Rider	3-3	4-8	0-0	2-2	2-2	4	1	1	0	0	2	20	10
Oral Roberts	4-4	4-10	0-2	6-6	0-7	7	3	4	2	1	1	33	14
vs. Stanford	5-5	7-12	0-4	2-4	1-3	4	2	3	1	1	3	30	16
vs. Cleveland St	6-6	6-13	1-1	7-9	0-5	5	5	1	0	1	2	38	20
Penn State	7-7	6-13	2-2	4-8	3-2	5	2	1	1	0	5	33	18
at Auburn	8-8	8-20	0-1	4-5	0-3	3	1	2	0	0	1	35	20
NJIT	9-9	3-11	0-0	4-4	1-4	5	1	2	0	3	0	23	10
Hampton	10-10	5-13	1-2	3-3	7-5	12	6	1	0	1	0	28	14
UAB	11-11	6-16	0-0	7-10	2-4	6	4	2	1	0	3	34	19
UTPA	12-12	9-15	1-2	1-2	0-6	6	3	3	0	0	2	33	20

## SINGLE GAME BESTS

### POINTS

Season: 23 vs. Longwood (11/13/09)  
 Career: 32 vs. Boston College (2/4/09)  
 ACC: 32 vs. Boston College (2/4/09)

### REBOUNDS

Season: 12 vs. Hampton (12/23/09)  
 Career: 12 vs. Hampton (12/23/09)  
 ACC: 11 at Maryland (1/20/09)

### FG MADE

Season: 9 vs. UT-Pan American (1/5/10)  
 Career: 13 vs. Boston College (2/4/09)  
 ACC: 13 vs. Boston College (2/4/09)

### FG ATTEMPTS

Season: 20 at Auburn (12/7/09)  
 Career: 23 vs. Boston College (2/4/09)  
 ACC: 23 vs. Boston College (2/4/09)

### 3 PT FG MADE

Season: 2 vs. Penn State (11/30/09)  
 Career: 3 vs. Miami (2/26/09)  
 ACC: 3 vs. Miami (2/26/09)

### 3 PT FG ATTEMPTS

Season: 4 vs. Stanford (11/24/09)  
 Career: 5 vs. Miami (2/26/09)  
 ACC: 5 vs. Miami (2/26/09)

### FT MADE

Season: 7 vs. Cleveland St (11/25/09), vs. UAB (12/30/09)  
 Career: 14 vs. Florida State (1/24/09)  
 ACC: 14 vs. Florida State (1/24/09)

### FT ATTEMPTS

Season: 10 vs. UAB (12/30/09)  
 Career: 14 vs. Auburn (12/20/08), vs. FSU (1/24/09)  
 ACC: 14 vs. Florida State (1/24/09)

### ASSISTS

Season: 6 vs. Hampton (12/23/09)  
 Career: 8 vs. VMI (11/16/08)  
 ACC: 6 vs. VT (2/18/09), at NCSU (2/21/09)

### TURNOVERS

Season: 4 vs. Oral Roberts (11/21/09)  
 Career: 6 on three occasions  
 ACC: 6 at VT (1/10/09), vs. FSU (1/24/09)

### BLOCKS

Season: 2 vs. Oral Roberts (11/21/09)  
 Career: 2 vs. Oral Roberts (11/21/09)  
 ACC: 1 vs. Boston College (2/4/09)

### STEALS


Season: 3 vs. NJIT (12/21/09)  
 Career: 3 on five occasions  
 ACC: 3 vs. BC (2/4/09), vs. Clemson (2/15/09)

### MINUTES

Season: 38 vs. Cleveland State (11/25/09)  
 Career: 45 vs. Clemson (2/15/09)  
 ACC: 45 vs. Clemson (2/15/09)

## CAREER STATISTICS

Year	G-GS	Min-Avg.	FG-FGA	Pct.	3FG-3FGA	Pct.	FT-FTA	Pct.	Off-Def.	Reb-Avg.	PF-DQ	Ast	TO	Blk	Stl	Pts-Avg
2008-09	28-27	957-34.2	150-344	.436	16-51	.314	148-186	.796	47-122	169-6.0	49-1	78	77	3	28	464-16.6
ACC	16-16	570-35.6	88-210	.419	10-32	.313	73-91	.802	26-72	98-6.1	28-0	49	50	1	16	259-16.2
2009-10	12-12	374-31.2	71-158	.449	6-16	.375	50-65	.769	18-47	65-5.4	22-1	34	23	5	8	198-16.5
ACC																
CAREER	40-39	1331-33.3	221-502	.440	22-67	.328	198-251	.789	65-169	234-5.9	71-2	112	100	8	36	662-16.6
ACC	16-16	570-35.6	88-210	.419	10-32	.313	73-91	.802	26-72	98-6.1	28-0	49	50	1	16	259-16.2



# JEROME MEYINSSE

# #55

Senior • Forward/Center • 6-9 • 233 • Baton Rouge, La. • McKinley

## 2009-10 SEASON:

- Had five points and two rebounds vs. Longwood
- Had four points and four rebounds in a career-high 27 minutes at USF
- Had four points and a career-high two assists vs. Rider in first start of the season
- Had two points and six rebounds vs. Oral Roberts
- Had four points and a season-high eight rebounds vs. Stanford in Cancun
- Had five points and six rebounds vs. Penn State
- Had a season-high six points (3-3 FG) and three rebounds vs. #24 UAB

## SINGLE GAME BESTS

### POINTS

Season: 6 vs. UAB (12/30/09)  
 Career: 12 vs. Elon (12/22/07)  
 ACC: 4 at FSU (1/23/08), at Duke (2/1/09)

### REBOUNDS

Season: 8 vs. Stanford (11/24/09)  
 Career: 9 vs. Hampton (12/19/07)  
 ACC: 3 vs. BC (1/19/08), at FSU (1/23/08)

### FG MADE

Season: 3 vs. UAB (12/30/09)  
 Career: 5 vs. Elon (12/22/07)  
 ACC: 2 at Florida State (1/23/08)

### FG ATTEMPTS

Season: 4 vs. Penn State (11/30/09)  
 Career: 7 vs. Hampton (12/19/07), at Syracuse (11/28/08)  
 ACC: 3 vs. Clemson (2/7/08)

### 3 PT FG MADE

Season: --  
 Career: --  
 ACC: --

### 3 PT FG ATTEMPTS

Season: --  
 Career: --  
 ACC: --

### FT MADE

Season: 4 at USF (11/16/09)  
 Career: 5 vs. UMES (11/26/06)  
 ACC: 2 at Duke (2/1/09)

### FT ATTEMPTS

Season: 6 at USF (11/16/09)  
 Career: 6 vs. UMES (11/26/06), at USF (11/16/09)  
 ACC: 2 on four occasions

### ASSISTS

Season: 2 vs. Rider (11/19/09)  
 Career: 2 vs. Rider (11/19/09)  
 ACC: --

### TURNOVERS

Season: 1 on four occasions  
 Career: 2 on five occasions  
 ACC: --

### BLOCKS

Season: 2 vs. Rider (11/19/09)  
 Career: 2 on four occasions  
 ACC: 2 at Georgia Tech (12/28/08)

### STEALS

Season: 2 vs. NJIT (12/21/09)  
 Career: 2 vs. PR-Mayaguez (12/21/06), vs. NJIT (12/21/09)  
 ACC: 1 at FSU (1/23/08), at Va. Tech (1/10/09)

### MINUTES

Season: 27 at USF (11/16/09)  
 Career: 27 at USF (11/16/09)  
 ACC: 21 at Maryland (1/20/09)


## 2009-10 GAME-BY-GAME:

Opponent	GP-GS	FG-FGA	3FG-3FGA	FT-FTA	Off-Def	Total	A	TO	Blk	Stl	PF	Min	Pts
Longwood	1-0	2-2	0-0	1-2	1-1	2	0	0	0	0	0	20	5
at USF	2-0	0-1	0-0	4-6	2-2	4	0	0	0	1	3	27	4
Rider	3-1	1-3	0-0	2-3	1-1	2	2	1	2	0	3	22	4
Oral Roberts	4-2	1-3	0-0	0-1	1-5	6	0	0	0	0	3	22	2
vs. Stanford	5-3	1-2	0-0	2-2	2-6	8	0	0	1	1	1	16	4
vs. Cleveland St	6-4	1-2	0-0	0-0	1-1	2	0	0	0	0	3	11	2
Penn State	7-5	2-4	0-0	1-1	3-3	6	0	1	1	1	1	23	5
at Auburn	8-6	1-1	0-0	0-0	1-2	3	0	1	1	1	4	20	2
NJIT	9-6	1-3	0-0	2-2	3-2	5	1	0	1	2	1	10	4
Hampton	10-6	0-0	0-0	0-0	0-1	1	0	0	0	0	4	13	0
UAB	11-6	3-3	0-0	0-0	1-2	3	0	0	1	0	1	14	6
UTPA	12-6	1-1	0-0	0-0	0-1	1	0	1	1	0	1	5	2

## CAREER STATISTICS

Year	G-GS	Min-Avg.	FG-FGA	Pct.	3FG-3FGA	Pct.	FT-FTA	Pct.	Off-Def.	Reb-Avg.	PF-DQ	Ast	TO	Blk	Stl	Pts-Avg
2006-07	15-0	100-6.7	4-11	.364	0-0	.000	9-13	.692	3-17	20-1.3	15-0	1	4	2	2	17-1.1
ACC	4-0	8-2.0	0-1	.000	0-0	.000	0-0	.000	0-0	0-0.0	3-0	0	0	0	0	0-0.0
2007-08	26-0	188-7.2	23-33	.697	0-0	.000	4-12	.333	18-31	49-1.9	36-0	2	7	3	3	50-1.9
ACC	13-0	77-5.9	7-11	.636	0-0	.000	0-2	.000	5-12	17-1.3	21-0	0	0	0	1	14-1.1
2008-09	17-1	149-8.8	8-20	.400	0-0	.000	13-22	.591	13-14	27-1.6	17-0	1	8	7	1	29-1.7
ACC	7-0	58-8.3	2-6	.333	0-0	.000	4-6	.667	3-5	8-1.1	10-0	0	0	3	1	8-1.1
2009-10	12-6	203-16.9	14-25	.560	0-0	.000	12-17	.706	16-27	43-3.6	25-0	3	4	8	6	40-3.3
ACC																
<b>CAREER</b>	<b>70-7</b>	<b>640-9.1</b>	<b>49-89</b>	<b>.551</b>	<b>0-0</b>	<b>.000</b>	<b>38-64</b>	<b>.594</b>	<b>50-89</b>	<b>139-2.0</b>	<b>93-0</b>	<b>7</b>	<b>23</b>	<b>20</b>	<b>12</b>	<b>136-1.9</b>
ACC	24-0	143-6.0	9-18	.500	0-0	.000	4-8	.500	8-17	25-1.0	34-0	0	0	3	2	22-0.9





# MIKE SCOTT

# #32

Junior • Forward • 6-8 • 239 • Chesapeake, Va. • Hargrave Military Academy

## 2009-10 SEASON:

- Has led the team in rebounding in every game he has played in this season
- Had 12 points and 13 rebounds vs. Longwood
- Had nine points and five rebounds at USF
- Had 17 points (8-9 FG) and nine rebounds vs. Rider
- Had 15 points and 10 rebounds vs. Oral Roberts
- Had 15 points and eight rebounds vs. Cleveland State in Cancun
- Had 17 points and 11 rebounds vs. Penn State for his 13th career double-double
- Missed three games (Auburn, NJIT, Hampton) due to an ankle injury (first games of his career he has missed)
- Had 10 points and seven rebounds vs. #24 UAB in his first game in a month, returning from an ankle injury
- Had a season-high 22 points (10-15 FG) vs. UTPA
- Has led the team in rebounding in every game in which he's played this season

## 2009-10 GAME-BY-GAME:

Opponent	GP-GS	FG-FGA	3FG-3FGA	FT-FTA	Off-Def	Total	A	TO	Blk	Stl	PF	Min	Pts
Longwood	1-1	5-8	0-0	2-2	3-10	13	0	1	2	1	3	31	12
at USF	2-2	4-9	0-0	1-2	1-4	5	0	0	0	0	5	16	9
Rider	3-3	8-9	0-0	1-2	3-6	9	3	1	0	0	1	28	17
Oral Roberts	4-4	6-12	0-0	3-4	4-6	10	2	2	0	1	2	32	15
vs. Stanford	5-5	2-6	0-0	3-6	2-7	9	3	4	1	0	4	29	7
vs. Cleveland St	6-6	6-10	0-0	3-4	4-4	8	3	2	0	0	0	36	15
Penn State	7-7	8-14	0-0	1-2	1-10	11	1	1	0	0	3	34	17
at Auburn	DNP												
NJIT	DNP												
Hampton	DNP												
UAB	8-7	4-7	0-0	2-2	1-6	7	0	1	0	0	3	23	10
UTPA	9-8	10-15	0-0	2-3	2-5	7	1	2	1	1	3	29	22

## SINGLE GAME BESTS

### POINTS

Season: 22 vs. UT-Pan American (1/5/10)  
 Career: 26 vs. VMI (11/16/08)  
 ACC: 18 vs. Clemson (2/15/09)

### REBOUNDS

Season: 13 vs. Longwood (11/13/09)  
 Career: 18 vs. VMI (11/16/08)  
 ACC: 12 at Md (1/30/08), at BC (2/17/08)

### FG MADE

Season: 10 vs. UT-Pan American (1/5/10)  
 Career: 11 vs. VMI (11/16/08)  
 ACC: 8 vs. Clemson (2/15/09)

### FG ATTEMPTS

Season: 15 vs. UT-Pan American (1/5/10)  
 Career: 15 vs. UT-Pan American (1/5/10)  
 ACC: 12 vs. Clemson (2/15/09)

### 3 PT FG MADE

Season: --  
 Career: 2 vs. Georgia Tech (3/13/08)  
 ACC: 2 vs. Georgia Tech (3/13/08)

### 3 PT FG ATTEMPTS

Season: --  
 Career: 2 at BC (2/17/08), vs. GT (3/13/08)  
 ACC: 2 at BC (2/17/08), vs. GT (3/13/08)

### FT MADE

Season: 3 on three occasions  
 Career: 10 at Maryland (1/20/09)  
 ACC: 10 at Maryland (1/20/09)

### FT ATTEMPTS

Season: 6 vs. Stanford (11/24/09)  
 Career: 10 at Maryland (1/20/09)  
 ACC: 10 at Maryland (1/20/09)

### ASSISTS

Season: 3 on three occasions  
 Career: 4 at Syracuse (11/28/08)  
 ACC: 3 vs. Clemson (2/15/09)

### TURNOVERS

Season: 4 vs. Stanford (11/24/09)  
 Career: 4 on four occasions  
 ACC: 4 vs. Maryland (3/7/09)

### BLOCKS

Season: 2 vs. Longwood (11/13/09)  
 Career: 3 vs. Duke (3/5/08), vs. Richmond (3/18/08)  
 ACC: 3 vs. Duke (3/5/08)

### STEALS

Season: 1 on three occasions  
 Career: 3 on four occasions  
 ACC: 3 vs. FSU (1/24/09), vs. Clemson (2/15/09)

### MINUTES

Season: 36 vs. Cleveland State (11/25/09)  
 Career: 40 vs. Clemson (2/15/09)  
 ACC: 40 vs. Clemson (2/15/09)

## CAREER STATISTICS

Year	G-GS	Min-Avg.	FG-FGA	Pct.	3FG-3FGA	Pct.	FT-FTA	Pct.	Off-Def.	Reb-Avg.	PF-DQ	Ast	TO	Blk	Stl	Pts-Avg
2007-08	32-21	579-18.1	63-143	.441	4-10	.400	52-74	.703	67-101	168-5.3	69-1	15	25	12	20	182-5.7
ACC	16-14	310-19.4	30-77	.390	1-4	.250	20-33	.606	30-50	80-5.0	39-1	6	15	5	8	81-5.1
2008-09	28-19	774-27.6	111-204	.544	2-6	.333	63-85	.741	95-113	208-7.4	68-2	21	49	9	24	287-10.3
ACC	16-7	431-26.9	59-110	.536	2-2	1.000	39-52	.750	45-50	95-5.9	41-1	11	30	5	14	159-9.9
2009-10	9-8	258-28.7	53-90	.589	0-0	.000	18-27	.667	21-58	79-8.8	24-1	13	14	4	3	124-13.8
ACC																
<b>CAREER</b>	<b>69-48</b>	<b>1611-23.3</b>	<b>227-437</b>	<b>.519</b>	<b>6-16</b>	<b>.375</b>	<b>133-186</b>	<b>.715</b>	<b>183-272</b>	<b>455-6.6</b>	<b>161-4</b>	<b>49</b>	<b>88</b>	<b>25</b>	<b>47</b>	<b>593-8.6</b>
ACC	32-21	741-23.2	89-187	.476	3-6	.500	59-85	.694	75-100	175-5.5	80-2	17	45	10	22	240-7.5



# ASSANE SENE

#5

Sophomore • Center • 7-0 • 234 • Saint-Louis, Senegal • South Kent

## 2009-10 SEASON:

- Suspended for the first three games of the season (Longwood, at South Florida, Rider) for conduct detrimental to the team
- Made season debut vs. Oral Roberts and had a career-high eight points and seven rebounds
- Had two points, three rebounds and three blocks at Auburn
- Had four points and 11 rebounds vs. NJIT in his first start of the season
- Had eight points, eight rebounds and a career-high five blocks vs. Hampton
- Has blocked 13 shots in the last five games

## SINGLE GAME BESTS

### POINTS

Season: 8 vs. ORU (11/21/09), vs. Hampton (12/23/09)  
 Career: 8 vs. ORU (11/21/09), vs. Hampton (12/23/09)  
 ACC: 6 at Virginia Tech (1/10/09)

### REBOUNDS

Season: 11 vs. NJIT (12/21/09)  
 Career: 13 vs. Boston College (2/4/09)  
 ACC: 13 vs. Boston College (2/4/09)

### FG MADE

Season: 3 vs. ORU (11/21/09), vs. Hampton (12/23/09)  
 Career: 3 on five occasions  
 ACC: 3 at Virginia Tech (1/10/09)

### FG ATTEMPTS

Season: 6 vs. Hampton (12/23/09)  
 Career: 8 vs. Xavier (1/3/09)  
 ACC: 6 vs. Boston College (2/4/09)

### 3 PT FG MADE

Season: --  
 Career: --  
 ACC: --

### 3 PT FG ATTEMPTS

Season: --  
 Career: --  
 ACC: --

### FT MADE

Season: 2 on three occasions  
 Career: 2 on five occasions  
 ACC: 1 vs. Boston College (2/4/09)

### FT ATTEMPTS

Season: 4 vs. Oral Roberts (11/21/09)  
 Career: 4 vs. Brown (1/6/09), vs. ORU (11/21/09)  
 ACC: 3 at Duke (2/1/09)

### ASSISTS

Season: 1 vs. NJIT (12/21/09), vs. Hampton (12/23/09)  
 Career: 2 vs. Auburn (12/20/08)  
 ACC: --

### TURNOVERS

Season: 2 vs. Hampton (12/23/09)  
 Career: 2 on six occasions  
 ACC: 2 on three occasions

### BLOCKS

Season: 5 vs. Hampton (12/23/09)  
 Career: 5 vs. Hampton (12/23/09)  
 ACC: 4 at Virginia Tech (1/10/09)

### STEALS

Season: 1 vs. NJIT (12/21/09), vs. Hampton (12/23/09)  
 Career: 1 vs. NJIT (12/21/09), vs. Hampton (12/23/09)  
 ACC: --

### MINUTES

Season: 28 vs. NJIT (12/21/09)  
 Career: 33 vs. Xavier (1/3/09)  
 ACC: 28 vs. Boston College (2/4/09)

## 2009-10 GAME-BY-GAME:

Opponent	GP-GS	FG-FGA	3FG-3FGA	FT-FTA	Off-Def	Total	A	TO	Blk	Stl	PF	Min	Pts
Longwood	DNP												
at USF	DNP												
Rider	DNP												
Oral Roberts	1-0	3-5	0-0	2-4	2-5	7	0	0	1	0	5	13	8
vs. Stanford	2-0	1-3	0-0	0-2	0-3	3	0	0	0	0	1	13	2
vs. Cleveland St	3-0	0-2	0-0	0-0	1-0	1	0	0	0	0	0	6	0
Penn State	DNP												
at Auburn	4-0	1-1	0-0	0-0	1-2	3	0	1	3	0	3	20	2
NJIT	5-1	1-5	0-0	2-3	4-7	11	1	0	2	1	2	28	4
Hampton	6-2	3-6	0-0	2-2	2-6	8	1	2	5	1	3	25	8
UAB	7-3	0-1	0-0	1-2	2-0	2	0	0	2	0	0	7	1
UTPA	8-3	0-2	0-0	0-0	1-4	5	0	0	1	0	1	10	0

## CAREER STATISTICS

Year	G-GS	Min-Avg.	FG-FGA	Pct.	3FG-3FGA	Pct.	FT-FTA	Pct.	Off-Def.	Reb-Avg.	PF-DQ	Ast	TO	Blk	Stl	Pts-Avg
2008-09	22-16	381-17.3	25-65	.385	0-0	.000	6-21	.286	36-65	101-4.6	61-2	6	18	35	0	56-2.5
ACC	14-12	245-17.5	15-42	.357	0-0	.000	1-8	.125	24-36	60-4.3	35-1	0	12	20	0	31-2.2
2009-10	8-3	122-15.3	9-25	.360	0-0	.000	7-13	.538	13-27	40-5.0	15-1	2	3	14	2	25-3.1
ACC																
CAREER	30-19	503-16.8	34-90	.378	0-0	.000	13-34	.382	49-92	141-4.7	76-3	8	21	49	2	81-2.7
ACC	14-12	245-17.5	15-42	.357	0-0	.000	1-8	.125	24-36	60-4.3	35-1	0	12	20	0	31-2.2



# WILL SHERRILL

# #22

Junior • Forward • 6-9 • 217 • New York, N.Y. • Phillips Academy Andover

## 2009-10 SEASON:

- Made season debut at USF and had two points (2-2 FT) and one rebound
- Had two points and set a career-high with six rebounds vs. Rider
- Had three points and three rebounds vs. Oral Roberts
- Set career highs with 18 points, seven FGs, four 3FGs, two assists and three steals, and tied a career high with six rebounds vs. Cleveland State in Cancun
- Made his first career start at Auburn and had three points and four rebounds
- Had eight points, four rebounds and two assists vs. NJIT
- Had nine points, four rebounds and two assists vs. Hampton
- Had four points and four rebounds vs. UTPA

## 2009-10 GAME-BY-GAME:

Opponent	GP-GS	FG-FGA	3FG-3FGA	FT-FTA	Off-Def	Total	A	TO	Blk	Stl	PF	Min	Pts
Longwood	DNP												
at USF	1-0	0-0	0-0	2-2	0-1	1	0	0	0	0	0	4	2
Rider	2-0	1-4	0-0	0-0	2-4	6	1	2	0	1	1	16	2
Oral Roberts	3-0	1-1	1-1	0-0	1-2	3	0	0	0	0	4	11	3
vs. Stanford	4-0	0-2	0-1	0-0	1-0	1	0	0	1	1	1	9	0
vs. Cleveland St	5-0	7-9	4-5	0-0	2-4	6	2	0	1	3	3	24	18
Penn State	6-0	0-2	0-2	0-0	0-4	4	1	0	0	0	2	20	0
at Auburn	7-1	1-6	0-4	1-2	2-2	4	1	1	0	0	3	25	3
NJIT	8-2	3-6	2-4	0-0	2-2	4	2	1	0	0	0	22	8
Hampton	9-3	4-8	1-4	0-0	2-2	4	2	1	0	1	1	26	9
UAB	10-4	0-0	0-0	0-0	1-4	5	0	1	0	0	3	24	0
UTPA	11-5	1-1	1-1	1-2	4-0	4	1	1	0	0	3	18	4

## SINGLE GAME BESTS

### POINTS

Season: 18 vs. Cleveland State (11/25/09)  
 Career: 18 vs. Cleveland State (11/25/09)  
 ACC: 1 at Clemson (3/3/09)

### REBOUNDS

Season: 6 vs. Rider (11/19/09), vs. Cleveland St (11/25/09)  
 Career: 6 vs. Rider (11/19/09), vs. Cleveland St (11/25/09)  
 ACC: --

### FG MADE

Season: 7 vs. Cleveland State (11/25/09)  
 Career: 7 vs. Cleveland State (11/25/09)  
 ACC: --

### FG ATTEMPTS

Season: 9 vs. Cleveland State (11/25/09)  
 Career: 9 vs. Cleveland State (11/25/09)  
 ACC: 1 vs. North Carolina (1/15/09)

### 3 PT FG MADE

Season: 4 vs. Cleveland State (11/25/09)  
 Career: 4 vs. Cleveland State (11/25/09)  
 ACC: --

### 3 PT FG ATTEMPTS

Season: 5 vs. Cleveland State (11/25/09)  
 Career: 5 vs. Cleveland State (11/25/09)  
 ACC: 1 vs. North Carolina (1/15/09)

### FT MADE

Season: 2 at USF (11/16/09)  
 Career: 2 at USF (11/16/09)  
 ACC: 1 at Clemson (3/3/09)

### FT ATTEMPTS

Season: 2 on three occasions  
 Career: 2 on four occasions  
 ACC: 2 at Clemson (3/3/09)

### ASSISTS

Season: 2 on three occasions  
 Career: 2 on three occasions  
 ACC: --

### TURNOVERS

Season: 2 vs. Rider (11/19/09)  
 Career: 2 vs. Rider (11/19/09)  
 ACC: --

### BLOCKS

Season: 1 vs. Stanford (11/24/09), vs. Cleveland St (11/25/09)  
 Career: 1 vs. Stanford (11/24/09), vs. Cleveland St (11/25/09)  
 ACC: --

### STEALS

Season: 3 vs. Cleveland State (11/25/09)  
 Career: 3 vs. Cleveland State (11/25/09)  
 ACC: --

### MINUTES

Season: 26 vs. Hampton (12/23/09)  
 Career: 26 vs. Hampton (12/23/09)  
 ACC: 2 at North Carolina (2/7/09)

## CAREER STATISTICS

Year	G-GS	Min-Avg.	FG-FGA	Pct.	3FG-3FGA	Pct.	FT-FTA	Pct.	Off-Def.	Reb-Avg.	PF-DQ	Ast	TO	Blk	Stl	Pts-Avg
2007-08	7-0	12-1.7	3-3	1.000	1-1	1.000	0-0	.000	1-2	3-0.4	3-0	1	0	0	1	7-1.0
ACC	1-0	1-1.0	0-0	.000	0-0	.000	0-0	.000	0-0	0-0.0	0-0	0	0	0	0	0-0.0
2008-09	10-0	19-1.9	0-3	.000	0-1	.000	1-2	.500	2-1	3-0.3	2-0	1	2	0	0	1-0.1
ACC	5-0	5-1.0	0-1	.000	0-1	.000	1-2	.500	0-0	0-0.0	1-0	0	0	0	0	1-0.2
2009-10	11-5	199-18.1	18-39	.462	9-22	.409	4-6	.667	17-25	42-3.8	21-0	10	7	2	6	49-4.5
ACC																
<b>CAREER</b>	<b>28-5</b>	<b>230-8.2</b>	<b>21-45</b>	<b>.467</b>	<b>10-24</b>	<b>.417</b>	<b>5-8</b>	<b>.625</b>	<b>20-28</b>	<b>48-1.7</b>	<b>26-0</b>	<b>12</b>	<b>9</b>	<b>2</b>	<b>7</b>	<b>57-2.0</b>
ACC	6-0	6-1.0	0-1	.000	0-1	.000	1-2	.500	0-0	0-0.0	1-0	0	0	0	0	1-0.2





# SOLOMON TAT

# #45

Sr. • G/F • 6-5 • 217 • Jos Plateau, Nigeria • Community Christian School

## 2009-10 SEASON:

- Made season debut at USF
- Had four points and four rebounds vs. Rider
- Had one point and two rebounds vs. NJIT
- Had four points vs. Hampton

## SINGLE GAME BESTS

### POINTS

Season: 4 vs. Rider (11/19/09), vs. Hampton (12/23/09)  
 Career: 12 at Xavier (1/3/08)  
 ACC: 8 at Virginia Tech (2/10/07)

### REBOUNDS

Season: 4 vs. Rider (11/19/09)  
 Career: 6 at Virginia Tech (2/10/07)  
 ACC: 6 at Virginia Tech (2/10/07)

### FG MADE

Season: 2 vs. Rider (11/19/09), vs. Hampton (12/23/09)  
 Career: 3 at Virginia Tech (2/10/07), at Xavier (1/3/08)  
 ACC: 3 at Virginia Tech (2/10/07)

### FG ATTEMPTS

Season: 3 vs. Rider (11/19/09)  
 Career: 9 at Virginia Tech (2/10/07)  
 ACC: 9 at Virginia Tech (2/10/07)

### 3 PT FG MADE

Season: --  
 Career: --  
 ACC: --

### 3 PT FG ATTEMPTS

Season: --  
 Career: 1 on five occasions  
 ACC: 1 on three occasions

### FT MADE

Season: 1 vs. NJIT (12/21/09)  
 Career: 6 at Xavier (1/3/08)  
 ACC: 2 on four occasions

### FT ATTEMPTS

Season: 2 vs. NJIT (12/21/09)  
 Career: 9 at Xavier (1/3/08)  
 ACC: 2 on six occasions

### ASSISTS

Season: --  
 Career: 5 vs. Gonzaga (1/3/07)  
 ACC: 2 at Clemson (1/28/07), at Wake (3/3/07)

### TURNOVERS

Season: 1 vs. NJIT (12/21/09), vs. Hampton (12/23/09)  
 Career: 2 on eight occasions  
 ACC: 2 on six occasions

### BLOCKS

Season: --  
 Career: 1 vs. Longwood (2/13/07)  
 ACC: --

### STEALS

Season: --  
 Career: 2 vs. Stanford (1/7/07), vs. Md. (1/16/07)  
 ACC: 2 vs. Maryland (1/16/07)

### MINUTES

Season: 5 vs. NJIT (12/21/09)  
 Career: 23 at Virginia Tech (2/10/07)  
 ACC: 23 at Virginia Tech (2/10/07)


## 2009-10 GAME-BY-GAME:

Opponent	GP-GS	FG-FGA	3FG-3FGA	FT-FTA	Off-Def	Total	A	TO	Blk	Stl	PF	Min	Pts
Longwood	DNP												
at USF	1-0	0-0	0-0	0-0	0-0	0	0	0	0	0	0	2	0
Rider	2-0	2-3	0-0	0-1	1-3	4	0	0	0	0	0	4	4
Oral Roberts	3-0	0-0	0-0	0-0	0-0	0	0	0	0	0	0	1	0
vs. Stanford	DNP												
vs. Cleveland St	DNP												
Penn State	DNP												
at Auburn	DNP												
NJIT	4-0	0-0	0-0	1-2	1-1	2	0	1	0	0	1	5	1
Hampton	5-0	2-2	0-0	0-0	0-1	1	0	1	0	0	0	3	4
UAB	DNP												
UTPA	6-0	0-0	0-0	0-0	0-0	0	0	0	0	0	0	1	0

## CAREER STATISTICS

Year	G-GS	Min-Avg.	FG-FGA	Pct.	3FG-3FGA	Pct.	FT-FTA	Pct.	Off-Def.	Reb-Avg.	PF-DQ	Ast	TO	Blk	Stl	Pts-Avg
2006-07	20-0	165-8.3	14-40	.350	0-3	.000	12-19	.632	7-25	32-1.6	24-0	13	8	1	8	40-2.0
ACC	13-0	107-8.2	8-25	.320	0-1	.000	5-5	1.000	5-16	21-1.6	17-0	6	4	0	5	21-1.6
2007-08	15-0	100-6.7	11-24	.458	0-2	.000	13-17	.765	4-16	20-1.3	6-0	5	6	0	3	35-2.3
ACC	9-0	68-7.6	7-15	.467	0-2	.000	5-6	.833	1-12	13-1.4	4-0	3	4	0	3	19-2.1
2008-09	17-8	119-7.0	4-15	.267	0-0	.000	3-4	.750	6-10	16-0.9	17-1	5	10	0	3	11-0.6
ACC	12-8	101-8.4	3-14	.214	0-0	.000	1-2	.500	6-7	13-1.1	13-1	3	9	0	2	7-0.6
2009-10	6-0	16-2.7	4-5	.800	0-0	.000	1-3	.333	2-5	7-1.2	1-0	0	2	0	0	9-1.5
ACC																
<b>CAREER</b>	<b>58-8</b>	<b>400-6.9</b>	<b>33-84</b>	<b>.393</b>	<b>0-5</b>	<b>.000</b>	<b>29-43</b>	<b>.674</b>	<b>19-56</b>	<b>75-1.3</b>	<b>48-1</b>	<b>23</b>	<b>26</b>	<b>1</b>	<b>14</b>	<b>95-1.6</b>
ACC	34-8	276-8.1	18-54	.333	0-3	.000	11-13	.846	12-35	47-1.4	34-1	12	17	0	10	47-1.4





# SAMMY ZEGLINSKI

# #13

So. • G • 6-0 • 182 • Philadelphia, Pa. • The William Penn Charter School

## 2009-10 SEASON:

- Had 14 points and tied a career-high with six rebounds vs. Longwood
- Had 12 points vs. Rider
- Had 13 points vs. Oral Roberts
- Tied a career high with six rebounds vs. Stanford in Cancun
- Had 10 points and four assists vs. Cleveland State in Cancun
- Had 16 points vs. Penn State
- Had a season-high 18 points and four assists at Auburn
- Had eight points, four rebounds and a career-high two blocks vs. NJIT
- Had 13 points vs. Hampton
- Had nine points and two steals vs. #24 UAB
- Had 13 points, and season-high totals of six assists and four steals vs. UTPA
- Made at least two 3-pointers in each of the last seven games
- Is shooting 50 percent (19-38) from 3-point range in the last six games
- Is shooting 52.6 percent (20-38) from the field in the last five games

## SINGLE GAME BESTS

### POINTS

Season: 18 at Auburn (12/7/09)  
 Career: 24 vs. Liberty (11/25/08)  
 ACC: 15 vs. Clemson (2/15/09)

### REBOUNDS

Season: 6 vs. Longwood (11/13/09), vs. Stanford (11/24/09)  
 Career: 6 on three occasions  
 ACC: 6 at Georgia Tech (12/28/08)

### FG MADE

Season: 5 on four occasions  
 Career: 8 vs. Liberty (11/25/08)  
 ACC: 6 vs. Clemson (2/15/09)

### FG ATTEMPTS

Season: 14 vs. Penn State (11/30/09)  
 Career: 14 vs. Auburn (12/20/08), vs. Penn St (11/30/09)  
 ACC: 11 at North Carolina (2/7/09)

### 3 PT FG MADE

Season: 5 at Auburn (12/7/09)  
 Career: 6 vs. Liberty (11/25/08)  
 ACC: 3 at GT (12/28/08), vs. Clemson (2/15/09)

### 3 PT FG ATTEMPTS

Season: 9 vs. Penn St (11/30/09), at Auburn (12/7/09)  
 Career: 10 vs. Liberty (11/25/08)  
 ACC: 9 at Georgia Tech (12/28/08)

### FT MADE

Season: 3 at Auburn (12/7/09)  
 Career: 4 vs. USF (11/19/08), vs. FSU (1/24/09)  
 ACC: 4 vs. Florida State (1/24/09)

### FT ATTEMPTS

Season: 4 vs. Rider (11/19/09)  
 Career: 8 vs. Florida State (1/24/09)  
 ACC: 8 vs. Florida State (1/24/09)

### ASSISTS

Season: 6 vs. UT-Pan American (1/5/10)  
 Career: 8 at Virginia Tech (1/10/09)  
 ACC: 8 at Virginia Tech (1/10/09)

### TURNOVERS

Season: 5 vs. Longwood (11/13/09), vs. UAB (12/30/09)  
 Career: 6 vs. Clemson (2/15/09)  
 ACC: 6 vs. Clemson (2/15/09)

### BLOCKS

Season: 2 vs. NJIT (12/21/09)  
 Career: 2 vs. NJIT (12/21/09)  
 ACC: --

### STEALS

Season: 4 vs. UT-Pan American (1/5/10)  
 Career: 5 vs. Florida State (1/24/09)  
 ACC: 5 vs. Florida State (1/24/09)

### MINUTES

Season: 38 vs. Cleveland State (11/25/09)  
 Career: 39 at Georgia Tech (12/28/08)  
 ACC: 39 at Georgia Tech (12/28/08)

## 2009-10 GAME-BY-GAME:

Opponent	GP-GS	FG-FGA	3FG-3FGA	FT-FTA	Off-Def	Total	A	TO	Blk	Stl	PF	Min	Pts
Longwood	1-1	5-10	4-7	0-2	0-6	6	4	5	0	1	3	37	14
at USF	2-2	1-4	0-1	0-0	0-0	0	2	2	1	2	4	24	2
Rider	3-3	4-5	2-2	2-4	0-4	4	2	1	0	1	1	25	12
Oral Roberts	4-4	4-7	3-6	2-2	1-2	3	1	0	0	0	2	23	13
vs. Stanford	5-5	1-5	0-2	0-0	0-6	6	3	1	0	1	4	33	2
vs. Cleveland St	6-6	4-7	2-5	0-0	0-3	3	4	3	0	2	1	38	10
Penn State	7-7	5-14	4-9	2-2	0-1	1	2	3	1	2	3	29	16
at Auburn	8-8	5-11	5-9	3-3	0-5	5	4	1	0	1	3	34	18
NJIT	9-9	3-5	2-4	0-0	2-2	4	0	1	2	0	2	23	8
Hampton	10-10	4-9	3-8	2-2	0-1	1	2	0	1	2	0	21	13
UAB	11-11	3-6	2-4	1-1	0-1	1	0	5	0	2	3	26	9
UTPA	12-12	5-7	3-4	0-0	0-2	2	6	2	0	4	1	29	13

## CAREER STATISTICS

Year	G-GS	Min-Avg.	FG-FGA	Pct.	3FG-3FGA	Pct.	FT-FTA	Pct.	Off-Def.	Reb-Avg.	PF-DQ	Ast	TO	Blk	Stl	Pts-Avg
2007-08	8-0	62-7.8	3-12	.250	1-7	.143	0-2	.000	3-6	9-1.1	8-0	15	9	1	3	7-0.9
ACC	0-0															
2008-09	28-15	669-23.9	82-213	.385	33-105	.314	20-35	.571	9-57	66-2.4	68-2	84	70	2	36	217-7.8
ACC	16-7	362-22.6	32-101	.317	12-56	.214	6-16	.375	6-27	33-2.1	33-0	44	37	0	18	82-5.1
2009-10	12-12	342-28.5	44-90	.489	30-61	.492	12-16	.750	3-33	36-3.0	27-0	30	24	5	18	130-10.8
ACC																
<b>CAREER</b>	<b>48-27</b>	<b>1073-22.4</b>	<b>129-315</b>	<b>.410</b>	<b>64-173</b>	<b>.370</b>	<b>32-53</b>	<b>.604</b>	<b>15-96</b>	<b>111-2.3</b>	<b>103-2</b>	<b>129</b>	<b>103</b>	<b>8</b>	<b>57</b>	<b>354-7.4</b>
ACC	16-7	362-22.6	32-101	.317	12-56	.214	6-16	.375	6-27	33-2.1	33-0	44	37	0	18	82-5.1

**VIRGINIA** 85 November 13, 2009  
**LONGWOOD** 72 John Paul Jones Arena • Charlottesville, Va.

**LONGWOOD (0-1)**

Player	FG	3FG	FT	O-D	Reb	PF	Pts	A	TO	Blk	Stl	Min
Robinson (F)	6-8	0-0	1-2	1-4	5	3	13	1	0	0	3	20
Smith (F)	2-10	0-3	1-3	0-5	5	3	5	1	4	0	0	30
Dawson (G)	4-7	2-3	0-0	0-3	3	3	10	5	0	0	1	31
Mitchell (G)	1-5	1-3	0-0	0-1	1	4	3	2	1	1	0	26
Swecker (G)	4-11	2-5	0-0	0-0	0	2	10	0	0	0	2	29
Carter	8-10	0-0	2-3	0-1	1	3	18	0	2	0	3	24
Washington	4-9	3-7	0-0	0-1	1	0	11	3	3	0	0	24
Gee	0-0	0-0	2-2	1-2	3	0	2	0	0	0	0	10
Persaud	0-0	0-0	0-0	0-0	0	0	0	0	1	0	0	2
van der Kooij	0-1	0-1	0-0	0-0	0	1	0	0	0	0	0	4
				1-1	2							
<b>TOTALS</b>	<b>29-61</b>	<b>8-22</b>	<b>6-10</b>	<b>3-18</b>	<b>21</b>	<b>19</b>	<b>72</b>	<b>12</b>	<b>11</b>	<b>1</b>	<b>9</b>	<b>200</b>
	<i>.475</i>	<i>.364</i>	<i>.600</i>									

**VIRGINIA (1-0)**

Player	FG	3FG	FT	O-D	Reb	PF	Pts	A	TO	Blk	Stl	Min
Scott (F)	5-8	0-0	2-2	3-10	13	3	12	0	1	2	1	31
Farrakhan (G)	5-8	1-4	6-6	0-5	5	2	17	4	3	0	1	31
Zeglinski (G)	5-10	4-7	0-2	0-6	6	3	14	4	5	0	1	37
Landesberg (G)	8-13	1-1	6-8	1-5	6	2	23	4	3	0	1	34
Jones (G)	3-6	0-2	4-4	0-1	1	0	10	1	1	0	1	24
Evans	2-2	0-0	0-0	0-2	2	3	4	1	3	0	1	20
Spurlock	0-1	0-0	0-0	0-0	0	1	0	0	0	0	0	3
Meynsse	2-2	0-0	1-2	1-1	2	0	5	0	0	0	0	20
				0-1	1							
<b>TOTALS</b>	<b>30-50</b>	<b>6-14</b>	<b>19-24</b>	<b>5-31</b>	<b>36</b>	<b>14</b>	<b>85</b>	<b>14</b>	<b>16</b>	<b>2</b>	<b>6</b>	<b>200</b>
	<i>.600</i>	<i>.429</i>	<i>.792</i>									

<b>LONGWOOD</b>	27	45	72
<b>VIRGINIA</b>	49	36	85

Officials: Freddie Williams, Jose Carrion, Tim Comer  
 Technicals: none  
 Attendance: 10,787

**USF** 66 November 16, 2009  
**VIRGINIA** 49 The Sun Dome • Tampa, Fla.

**VIRGINIA (1-1)**

Player	FG	3FG	FT	O-D	Reb	PF	Pts	A	TO	Blk	Stl	Min
Scott (F)	4-9	0-0	1-2	1-4	5	5	9	0	0	0	0	16
Farrakhan (G)	1-9	0-2	1-1	0-1	1	1	3	2	1	0	0	29
Zeglinski (G)	1-4	0-1	0-0	0-0	0	4	2	2	2	1	2	24
Landesberg (G)	5-14	0-1	4-4	1-1	2	1	14	2	0	0	0	33
Jones (G)	3-10	1-7	0-0	1-4	5	0	7	0	0	0	1	28
Evans	1-1	0-0	0-0	0-0	0	1	2	0	4	0	1	13
Baker	2-4	1-1	0-0	1-1	2	2	5	1	0	0	0	15
Sherrill	0-0	0-0	2-2	0-1	1	0	2	0	0	0	0	4
Spurlock	0-0	0-0	1-2	1-0	1	0	1	0	2	0	0	9
Tat	0-0	0-0	0-0	0-0	0	0	0	0	0	0	0	2
Meynsse	0-1	0-0	4-6	2-2	4	3	4	0	0	0	1	27
				2-1	3							
<b>TOTALS</b>	<b>17-52</b>	<b>2-12</b>	<b>13-17</b>	<b>9-15</b>	<b>24</b>	<b>17</b>	<b>49</b>	<b>7</b>	<b>9</b>	<b>1</b>	<b>5</b>	<b>200</b>
	<i>.327</i>	<i>.167</i>	<i>.765</i>									

**USF (2-0)**

Player	FG	3FG	FT	O-D	Reb	PF	Pts	A	TO	Blk	Stl	Min
Gilchrist (F)	5-9	1-1	7-7	3-5	8	4	18	3	6	3	0	34
Famous (F)	4-4	0-0	4-7	1-7	8	4	12	2	1	1	0	30
Howard (G)	1-4	0-1	0-0	2-1	3	2	2	1	2	0	0	30
Jones (G)	10-18	1-4	1-1	1-6	7	3	22	4	1	0	4	38
Mercer (G)	1-3	0-1	1-2	0-4	4	0	3	0	2	0	0	23
Dumars	0-1	0-1	0-0	0-0	0	1	0	0	0	0	0	1
Leemow	3-4	3-3	0-1	0-2	2	0	9	1	0	0	1	28
Kardok	0-0	0-0	0-0	0-0	0	0	0	0	0	0	0	1
Noriega	0-0	0-0	0-0	0-0	0	0	0	0	0	0	0	2
Burwell	0-1	0-0	0-0	0-0	0	0	0	0	0	0	0	1
Fitzpatrick	0-1	0-0	0-0	0-1	1	3	0	0	1	0	1	12
				1-1	2							
<b>TOTALS</b>	<b>24-45</b>	<b>5-11</b>	<b>13-18</b>	<b>8-27</b>	<b>35</b>	<b>17</b>	<b>66</b>	<b>11</b>	<b>14</b>	<b>4</b>	<b>6</b>	<b>200</b>
	<i>.533</i>	<i>.455</i>	<i>.722</i>									

<b>VIRGINIA</b>	27	22	49
<b>USF</b>	31	35	66

Officials: Mike Stuart, Earl Walton, James Breeding  
 Technicals: none  
 Attendance: 4,193

**VIRGINIA** 79 November 19, 2009  
**RIDER** 46 John Paul Jones Arena • Charlottesville, Va.

**RIDER (2-1)**

Player	FG	3FG	FT	O-D	Reb	PF	Pts	A	TO	Blk	Stl	Min
Ringgold (F)	4-12	0-0	0-2	1-1	2	3	8	1	2	2	0	34
Gadson (F)	1-4	1-2	0-0	1-3	4	3	3	1	2	1	0	17
Jackson (F)	1-1	0-0	0-0	0-1	1	1	2	0	1	0	0	11
R. Thompson (G)	3-7	1-4	2-6	0-0	0	2	9	1	3	1	1	30
Robinson (G)	2-6	1-4	0-0	0-2	2	3	5	2	2	0	1	25
Youngblood	2-6	1-3	0-0	0-2	2	2	5	2	2	0	0	22
Johnson	0-0	0-0	1-2	0-0	0	0	1	0	0	0	0	5
J. Thompson	0-3	0-2	0-0	0-2	2	1	0	3	0	1	0	19
Mansell	1-3	1-3	0-0	0-0	0	0	3	0	0	0	0	13
Nd-Ezuma	0-2	0-0	0-0	1-1	2	0	0	0	0	0	1	1
Penn	3-7	2-5	2-2	2-5	7	1	10	0	2	0	0	21
Myers	0-0	0-0	0-0	0-0	0	0	0	0	0	0	0	2
				2-3	5							
<b>TOTALS</b>	<b>17-51</b>	<b>7-23</b>	<b>5-12</b>	<b>7-20</b>	<b>27</b>	<b>16</b>	<b>46</b>	<b>10</b>	<b>14</b>	<b>5</b>	<b>3</b>	<b>200</b>
	<i>.333</i>	<i>.304</i>	<i>.417</i>									

**VIRGINIA (2-1)**

Player	FG	3FG	FT	O-D	Reb	PF	Pts	A	TO	Blk	Stl	Min
Scott (F)	8-9	0-0	1-2	3-6	9	1	17	3	1	0	0	28
Meynsse (F)	1-3	0-0	2-3	1-1	2	3	4	2	1	2	0	22
Farrakhan (G)	2-6	2-5	2-2	0-1	1	1	8	2	1	0	1	22
Zeglinski (G)	4-5	2-2	2-4	0-4	4	1	12	2	1	0	1	25
Landesberg (G)	4-8	0-0	2-2	2-2	4	2	10	1	1	0	0	20
Browman	0-0	0-0	0-0	0-0	0	0	0	0	0	0	0	1
Evans	0-0	0-0	0-0	0-1	1	0	0	2	1	0	0	11
Baker	2-5	0-1	4-4	0-2	2	2	8	2	2	0	1	18
Jonke	0-0	0-0	0-0	0-1	1	0	0	0	0	0	0	3
Kody	0-2	0-0	0-0	1-0	1	1	0	0	0	0	0	3
Sherrill	1-4	0-0	0-0	2-4	6	1	2	1	2	0	1	16
Jones	4-7	2-5	1-1	0-1	1	0	11	0	0	1	1	19
Spurlock	1-4	1-3	0-0	0-2	2	2	3	0	0	0	0	8
Tat	2-3	0-0	0-1	1-3	4	0	4	0	0	0	0	4
				1-3	4							
<b>TOTALS</b>	<b>29-56</b>	<b>7-16</b>	<b>14-19</b>	<b>11-31</b>	<b>42</b>	<b>14</b>	<b>79</b>	<b>15</b>	<b>10</b>	<b>3</b>	<b>5</b>	<b>200</b>
	<i>.518</i>	<i>.438</i>	<i>.737</i>									

<b>RIDER</b>	22	24	46
<b>VIRGINIA</b>	36	43	79

Officials: Sean Hull, Ray Perone, Jeff Nichols  
 Technicals: none  
 Attendance: 8,061

**VIRGINIA** 76 November 21, 2009  
**ORAL ROBERTS** 55 John Paul Jones Arena • Charlottesville, Va.

**ORAL ROBERTS (2-2)**

Player	FG	3FG	FT	O-D	Reb	PF	Pts	A	TO	Blk	Stl	Min
Morrison (F)	3-15	1-5	0-0	0-2	2	4	7	0	2	0	0	31
Craion (F)	2-8	0-1	2-2	3-8	11	1	6	0	4	0	0	28
Ford (C)	6-9	0-0	4-8	5-5	10	2	16	2	3	2	1	31
Pearson (G)	1-4	1-1	0-0	0-1	1	1	3	2	2	0	2	12
Stokes (G)	4-8	4-5	1-2	1-1	2	2	13	2	1	0	0	31
Rogers	0-2	0-1	0-0	0-0	0	0	0	0	0	0	0	3
Holdman	0-2	0-0	1-2	2-1	3	4	1	1	0	0	1	20
Niles	1-4	1-3	1-2	0-1	1	2	4	0	1	0	0	23
Bell-Holter	1-4	0-1	3-4	1-0	1	4	5	0	1	1	0	19
Nasarre	0-0	0-0	0-0	0-0	0	0	0	0	0	0	0	2
				0-4	4							
<b>TOTALS</b>	<b>18-56</b>	<b>7-17</b>	<b>12-20</b>	<b>12-23</b>	<b>35</b>	<b>20</b>	<b>55</b>	<b>7</b>	<b>14</b>	<b>3</b>	<b>4</b>	<b>200</b>
	<i>.321</i>	<i>.412</i>	<i>.600</i>									

**VIRGINIA (3-1)**

Player	FG	3FG	FT	O-D	Reb	PF	Pts	A	TO	Blk	Stl	Min
Scott (F)	6-12	0-0	3-4	4-6	10	2	15	2	2	0	1	32
Meynsse (F)	1-3	0-0	0-1	1-5	6	3	2	0	0	0	0	22
Farrakhan (G)	4-8	2-3	3-4	1-1	2	0	13	4	2	0	1	32
Zeglinski (G)	4-7	3-6	2-2	1-2	3	2	13	1	0	0	0	23
Landesberg (G)	4-10	0-2	6-6	0-7	7	1	14	3	4	2	1	33
Evans	0-0	0-0										

**STANFORD** 57 November 24, 2009  
**VIRGINIA** 52 Moon Palace Resort • Cancun, Mexico

**VIRGINIA (3-2)**

Player	FG	3FG	FT	O-D	Reb	PF	Pts	A	TO	Blk	Stl	Min
Scott (F)	2-6	0-0	3-6	2-7	9	4	7	3	4	1	0	29
Meyinsse (F)	1-2	0-0	2-2	2-6	8	1	4	0	0	1	1	16
Zeglinski (G)	1-5	0-2	0-0	0-6	6	4	2	3	1	0	1	33
Landesberg (G)	7-12	0-4	2-4	1-3	4	3	16	2	3	1	1	30
Jones (G)	5-9	4-7	3-4	0-1	1	0	17	0	1	0	2	34
Evans	0-1	0-1	0-0	0-0	0	0	0	0	0	0	0	6
Farrakhan	0-2	0-2	3-4	1-0	1	2	3	1	3	0	1	11
Baker	0-3	0-1	1-2	0-1	1	2	1	1	1	0	1	19
Sene	1-3	0-0	0-2	0-3	3	1	2	0	0	0	0	13
Sherrill	0-2	0-1	0-0	1-0	1	1	0	0	0	1	1	9
				1-0	1							
<b>TOTALS</b>	<b>17-45</b>	<b>4-18</b>	<b>14-24</b>	<b>8-27</b>	<b>35</b>	<b>18</b>	<b>52</b>	<b>10</b>	<b>13</b>	<b>4</b>	<b>8</b>	<b>200</b>
	<i>.378</i>	<i>.222</i>	<i>.583</i>									

**STANFORD (3-2)**

Player	FG	3FG	FT	O-D	Reb	PF	Pts	A	TO	Blk	Stl	Min
Fields (F)	9-16	2-3	5-8	6-7	13	2	25	3	1	0	3	37
Zimmerman (F)	0-5	0-1	0-0	0-2	2	3	0	0	1	0	0	19
Trotter (F)	2-5	0-0	0-0	1-5	6	4	4	1	0	1	0	25
Mann (G)	2-5	1-1	2-7	1-3	4	3	7	5	2	0	0	37
Green (G)	4-14	2-6	0-0	1-2	3	3	10	0	1	0	1	29
Shiller	3-7	3-4	0-0	0-2	2	1	9	1	1	0	1	25
Igbinsosa	0-0	0-0	0-0	0-2	2	0	0	0	1	0	0	3
Dildy	1-2	0-1	0-0	0-1	1	0	2	0	1	0	0	12
Bullock	0-0	0-0	0-0	1-1	2	2	0	1	2	0	0	13
				0-1	1							
<b>TOTALS</b>	<b>21-54</b>	<b>8-16</b>	<b>7-15</b>	<b>10-26</b>	<b>36</b>	<b>18</b>	<b>57</b>	<b>11</b>	<b>10</b>	<b>1</b>	<b>5</b>	<b>200</b>
	<i>.389</i>	<i>.500</i>	<i>.467</i>									

<b>VIRGINIA</b>	31	21	52
<b>STANFORD</b>	30	27	57

Officials: Darron George, Tony Padilla, Mark Maslona  
 Technicals: none  
 Attendance: 200

**VIRGINIA** 76 November 25, 2009  
**CLEVELAND ST.** 65 Moon Palace Resort • Cancun, Mexico

**VIRGINIA (4-2)**

Player	FG	3FG	FT	O-D	Reb	PF	Pts	A	TO	Blk	Stl	Min
Scott (F)	6-10	0-0	3-4	4-4	8	0	15	3	2	0	0	36
Meyinsse (F)	1-2	0-0	0-0	1-1	2	3	2	0	0	0	0	11
Farrakhan (G)	4-7	3-5	0-0	0-1	1	1	11	2	4	1	0	33
Zeglinski (G)	4-7	2-5	0-0	0-3	3	1	10	4	3	0	2	38
Landesberg (G)	6-13	1-1	7-9	0-5	5	2	20	5	1	0	1	38
Evans	0-0	0-0	0-0	0-0	0	0	0	0	0	0	0	0+
Baker	0-2	0-0	0-1	0-0	0	0	0	1	0	0	0	9
Sene	0-2	0-0	0-0	1-0	1	0	0	0	0	0	0	6
Sherrill	7-9	4-5	0-0	2-4	6	3	18	2	0	1	3	24
Jones	0-1	0-1	0-0	0-2	2	0	0	0	0	0	0	5
				4-0	4							
<b>TOTALS</b>	<b>28-53</b>	<b>10-17</b>	<b>10-14</b>	<b>12-20</b>	<b>32</b>	<b>10</b>	<b>76</b>	<b>17</b>	<b>10</b>	<b>2</b>	<b>6</b>	<b>200</b>
	<i>.528</i>	<i>.588</i>	<i>.714</i>									

**CLEVELAND STATE (3-3)**

Player	FG	3FG	FT	O-D	Reb	PF	Pts	A	TO	Blk	Stl	Min
Cunningham (F)	2-5	2-4	0-0	0-4	4	1	6	0	0	0	0	24
Pogue (F)	5-5	0-0	3-6	0-4	4	2	13	4	1	2	1	37
Harmon (G)	3-9	1-7	0-0	0-2	2	0	7	1	3	0	1	24
Cole (G)	5-10	2-4	0-0	0-1	1	3	12	5	1	1	3	38
Brown (G)	2-4	0-1	0-0	2-1	3	5	4	4	2	0	1	36
James	0-0	0-0	0-0	0-0	0	1	0	0	0	0	0	3
Montgomery	5-8	3-4	1-1	0-1	1	1	14	0	0	0	0	20
Woods	0-0	0-0	0-0	0-0	0	0	0	0	0	0	0	0+
McCoy	0-0	0-0	0-0	0-0	0	0	0	0	0	0	0	0+
Ajere	3-4	0-0	0-1	0-2	2	2	6	0	2	0	1	8
Kamczyc	1-2	1-1	0-0	0-1	1	1	3	0	1	0	0	10
Latas	0-0	0-0	0-0	0-0	0	0	0	0	0	0	0	0+
				0-0	0							
<b>TOTALS</b>	<b>26-47</b>	<b>9-21</b>	<b>4-8</b>	<b>2-16</b>	<b>18</b>	<b>16</b>	<b>65</b>	<b>14</b>	<b>10</b>	<b>3</b>	<b>7</b>	<b>200</b>
	<i>.553</i>	<i>.429</i>	<i>.500</i>									

<b>VIRGINIA</b>	27	49	76
<b>CLEVELAND ST.</b>	34	31	65

Officials: Darryl Smith, Mark Maslona, Jeff Spedoske  
 Technicals: none  
 Attendance: 250

**PENN STATE** 69 November 30, 2009  
**VIRGINIA** 66 John Paul Jones Arena • Charlottesville, Va.

**PENN STATE (5-2)**

Player	FG	3FG	FT	O-D	Reb	PF	Pts	A	TO	Blk	Stl	Min
Jackson (F)	1-4	0-0	0-0	3-4	7	3	2	0	0	1	0	28
Jones (F)	3-7	0-0	0-0	3-4	7	4	6	0	0	1	0	24
Brooks (F)	3-7	1-2	1-1	2-7	9	2	8	1	0	1	1	32
Battle (G)	9-15	5-9	9-13	0-4	4	3	32	4	4	0	1	38
Frazier (G)	4-8	0-2	3-5	0-2	2	3	11	5	1	0	1	26
Babb	1-5	0-3	4-6	0-2	2	0	6	2	2	0	1	24
Edwards	2-5	0-1	0-0	0-1	1	1	4	0	3	0	0	16
Borovnjak	0-0	0-0	0-0	0-0	0	1	0	0	0	0	0	1
Ott	0-1	0-0	0-0	0-2	2	0	0	0	0	0	0	11
				2-2	4							
<b>TOTALS</b>	<b>23-52</b>	<b>6-17</b>	<b>17-25</b>	<b>10-28</b>	<b>38</b>	<b>17</b>	<b>69</b>	<b>12</b>	<b>10</b>	<b>3</b>	<b>4</b>	<b>200</b>
	<i>.442</i>	<i>.353</i>	<i>.680</i>									

**VIRGINIA (4-3)**

Player	FG	3FG	FT	O-D	Reb	PF	Pts	A	TO	Blk	Stl	Min
Scott (F)	8-14	0-0	1-2	1-10	11	3	17	1	1	0	0	34
Meyinsse (F)	2-4	0-0	1-1	3-3	6	1	5	0	1	1	1	23
Farrakhan (G)	2-6	1-1	0-0	0-0	0	3	5	2	1	0	0	24
Zeglinski (G)	5-14	4-9	2-2	0-1	1	3	16	2	3	1	2	29
Landesberg (G)	6-13	2-2	4-8	3-2	5	5	18	2	1	1	0	33
Evans	0-0	0-0	0-0	0-0	0	4	0	0	0	0	0	1
Baker	1-3	0-0	0-0	0-1	1	3	2	0	0	0	1	20
Sherrill	0-2	0-2	0-0	0-4	4	2	0	1	0	0	0	20
Jones	1-5	1-1	0-0	0-0	0	1	3	0	1	0	0	16
				4-3	7							
<b>TOTALS</b>	<b>25-61</b>	<b>8-15</b>	<b>8-13</b>	<b>11-24</b>	<b>35</b>	<b>25</b>	<b>66</b>	<b>10</b>	<b>8</b>	<b>3</b>	<b>4</b>	<b>200</b>
	<i>.410</i>	<i>.533</i>	<i>.615</i>									

<b>PENN STATE</b>	21	48	69
<b>VIRGINIA</b>	27	39	66

Officials: Karl Hess, Les Jones, Brian Dorsey  
 Technicals: none  
 Attendance: 8,898

**AUBURN** 68 December 7, 2009  
**VIRGINIA** 67 Beard-Eaves Coliseum • Auburn, Ala.

**VIRGINIA (4-4)**

Player	FG	3FG	FT	O-D	Reb	PF	Pts	A	TO	Blk	Stl	Min
Sherrill (F)	1-6	0-4	1-2	2-2	4	3	3	1	1	0	0	25
Meyinsse (F)	1-1	0-0	0-0	1-2	3	4	2	0	1	1	1	20
Farrakhan (G)	0-3	0-2	0-0	1-0	1	2	0	1	2	0	0	9
Zeglinski (G)	5-11	5-9	3-3	0-5	5	3	18	4	1	0	1	34
Landesberg (G)	8-20	0-1	4-5	0-3	3	1	20	1	2	0	0	35
Evans	2-5	0-0	0-0	0-2	2	3	4	5	0	0	3	18
Baker	1-3	0-2	0-0	1-0	1	2	2	1	1	0	0	10
Sene	1-1	0-0	0-0	1-2	3	3	2	0	1	3	0	20
Jones	6-8	4-4	0-0	0-2	2	0	16	0	0	0	1	29
				4-3	7							
<b>TOTALS</b>	<b>25-58</b>	<b>9-22</b>	<b>8-10</b>	<b>10-21</b>	<b>31</b>	<b>21</b>	<b>67</b>	<b>13</b>	<b>9</b>	<b>4</b>	<b>6</b>	<b>200</b>
	<i>.431</i>	<i>.409</i>	<i>.800</i>									

**AUBURN (5-4)**

Player	FG	3FG	FT	O-D	Reb	PF	Pts	A	TO
--------	----	-----	----	-----	-----	----	-----	---	----

**VIRGINIA** 68 December 21, 2009  
**NJIT** 37 John Paul Jones Arena • Charlottesville, Va.

**NJIT (3-8)**

Player	FG	3FG	FT	O-D	Reb	PF	Pts	A	TO	Blk	Stl	Min
Regis (F)	2-9	0-0	1-2	1-4	5	3	5	0	0	2	0	28
Flores (G)	2-7	0-3	0-0	0-1	1	1	4	1	4	0	1	32
Wilson (G)	3-11	2-5	3-6	2-2	4	1	11	1	1	0	0	24
Wilkerson (G)	3-7	2-3	1-2	0-6	6	2	9	2	2	0	1	31
Scott (G)	1-4	1-2	0-0	0-4	4	1	3	2	1	0	0	28
Lopez	0-1	0-0	0-0	2-3	5	1	0	0	0	0	0	9
Schickel, S.	1-5	1-4	0-0	0-1	1	0	3	1	1	0	0	22
Schickel, T.	1-2	0-0	0-0	0-1	1	1	2	0	2	0	1	12
Darnell	0-0	0-0	0-0	0-0	0	0	0	0	0	0	1	2
McCarthy	0-2	0-0	0-0	0-3	3	5	0	0	2	0	0	12
				0-1	1							
<b>TOTALS</b>	<b>13-48</b>	<b>6-17</b>	<b>5-10</b>	<b>5-26</b>	<b>31</b>	<b>15</b>	<b>37</b>	<b>8</b>	<b>14</b>	<b>2</b>	<b>4</b>	<b>200</b>
	.271	.353	.500									

**VIRGINIA (5-4)**

Player	FG	3FG	FT	O-D	Reb	PF	Pts	A	TO	Blk	Stl	Min
Sherrill (F)	3-6	2-4	0-0	2-2	4	0	8	2	1	0	0	22
Sene (C)	1-5	0-0	2-3	4-7	11	2	4	1	0	2	1	28
Baker (G)	4-8	1-2	0-0	0-2	2	1	9	1	1	0	1	22
Zeglinski (G)	3-5	2-4	0-0	2-2	4	2	8	0	1	2	0	23
Landesberg (G)	3-11	0-0	4-4	1-4	5	0	10	1	2	0	3	23
Browman	0-0	0-0	0-0	0-1	1	1	0	0	0	0	0	3
Evans	3-4	0-0	1-2	0-5	5	1	7	3	0	0	2	23
Farrakhan	0-5	0-1	0-0	0-2	2	0	0	2	0	0	0	16
Jonke	0-1	0-1	0-0	0-0	0	0	0	0	1	0	0	4
Kody	0-0	0-0	0-0	0-0	0	0	0	1	0	0	1	2
Jones	3-9	2-6	3-4	0-2	2	0	11	0	0	0	0	14
Spurlock	3-5	0-2	0-0	0-1	1	0	6	0	0	0	1	5
Tat	0-0	0-0	1-2	1-1	2	1	1	0	1	0	0	5
Meyinsse	1-3	0-0	2-2	3-2	5	1	4	1	0	1	2	10
				2-0	2							
<b>TOTALS</b>	<b>24-62</b>	<b>7-20</b>	<b>13-17</b>	<b>15-31</b>	<b>46</b>	<b>9</b>	<b>68</b>	<b>12</b>	<b>7</b>	<b>5</b>	<b>11</b>	<b>200</b>
	.387	.350	.765									

<b>NJIT</b>	19	18	37
<b>VIRGINIA</b>	32	36	68

Officials: Mike Wood, Mike Eades, Jose Carrion  
 Technicals: none • Attendance: 7,264

**VIRGINIA** 72 December 30, 2009  
**#24 UAB** 63 John Paul Jones Arena • Charlottesville, Va.

**UAB (11-2)**

Player	FG	3FG	FT	O-D	Reb	PF	Pts	A	TO	Blk	Stl	Min
Crawford (F)	5-9	0-1	4-6	0-2	2	5	14	1	1	0	0	26
Johnson (G)	2-7	0-0	1-4	1-3	4	3	5	5	2	0	1	39
Sanders (G)	2-9	1-6	0-1	3-3	6	1	5	0	1	1	0	35
Millsap (G)	13-22	1-2	0-0	4-7	11	3	27	1	4	0	1	34
Drake (G)	1-4	0-3	0-0	0-2	2	3	2	0	3	0	0	37
Cooper	2-2	0-0	0-4	1-1	2	2	4	0	2	0	1	16
Moore	1-1	0-0	0-0	0-0	0	0	2	0	0	0	0	4
Fields	1-3	0-2	0-0	0-0	0	0	2	0	0	0	0	5
Soko	1-2	0-0	0-0	2-0	2	1	2	0	0	0	0	4
				2-2	4							
<b>TOTALS</b>	<b>28-59</b>	<b>2-14</b>	<b>5-15</b>	<b>13-20</b>	<b>33</b>	<b>18</b>	<b>63</b>	<b>7</b>	<b>13</b>	<b>1</b>	<b>3</b>	<b>200</b>
	.475	.143	.333									

**VIRGINIA (7-4)**

Player	FG	3FG	FT	O-D	Reb	PF	Pts	A	TO	Blk	Stl	Min
Sherrill (F)	0-0	0-0	0-0	1-4	5	3	0	0	1	0	0	24
Sene (C)	0-1	0-0	1-2	2-0	2	0	1	0	0	2	0	7
Baker (G)	3-8	1-5	1-2	0-2	2	2	8	6	2	0	1	24
Zeglinski (G)	3-6	2-4	1-1	0-1	1	3	9	0	5	0	2	26
Landesberg (G)	6-16	0-0	7-10	2-4	6	3	19	4	2	1	0	34
Evans	3-4	1-1	2-2	0-0	0	2	9	3	0	0	2	21
Farrakhan	3-5	2-3	2-2	0-2	2	0	10	2	0	2	1	21
Jones	0-2	0-0	0-0	0-0	0	0	0	0	1	0	0	6
Scott	4-7	0-0	2-2	1-6	7	3	10	0	1	0	0	23
Meyinsse	3-3	0-0	0-0	1-2	3	1	6	0	0	1	0	14
				2-2	4							
<b>TOTALS</b>	<b>25-52</b>	<b>6-13</b>	<b>16-21</b>	<b>9-23</b>	<b>32</b>	<b>17</b>	<b>72</b>	<b>15</b>	<b>12</b>	<b>6</b>	<b>6</b>	<b>200</b>
	.481	.462	.762									

<b>UAB</b>	35	28	63
<b>VIRGINIA</b>	30	42	72

Officials: Raymond Styons, Brent Hampton, Patrick Adams  
 Technicals: none  
 Attendance: 9,444

**VIRGINIA** 80 December 23, 2009  
**HAMPTON** 54 John Paul Jones Arena • Charlottesville, Va.

**HAMPTON (2-10)**

Player	FG	3FG	FT	O-D	Reb	PF	Pts	A	TO	Blk	Stl	Min
Funches (F)	3-9	0-1	4-4	6-4	10	1	10	1	3	2	2	33
Freeman (F)	3-7	0-0	2-4	1-0	1	3	8	0	2	1	1	31
Lola-Charles (C)	0-3	0-0	0-0	2-1	3	3	0	0	1	1	0	14
Pellum (G)	1-5	0-3	0-0	0-1	1	0	2	0	2	0	0	22
Simpson (G)	2-7	1-5	0-0	0-2	2	1	5	1	3	0	0	19
Brooks	0-1	0-1	0-2	0-0	0	1	0	5	1	0	0	17
Tunnell	0-1	0-0	0-0	0-0	0	0	0	0	0	0	0	7
Tolson	3-6	1-4	0-0	0-2	2	1	7	0	0	0	1	17
Morgan	6-12	4-7	2-2	1-0	1	1	18	0	1	0	1	26
Ntoko	1-2	0-0	0-0	0-1	1	0	2	0	0	0	1	2
Reed	1-1	0-0	0-0	0-1	1	0	2	0	0	0	0	10
Taylor	0-0	0-0	0-0	0-0	0	1	0	0	0	0	0	2
				2-2	4							
<b>TOTALS</b>	<b>20-54</b>	<b>6-21</b>	<b>8-12</b>	<b>12-14</b>	<b>26</b>	<b>12</b>	<b>54</b>	<b>7</b>	<b>13</b>	<b>4</b>	<b>6</b>	<b>200</b>
	.370	.286	.667									

**VIRGINIA (6-4)**

Player	FG	3FG	FT	O-D	Reb	PF	Pts	A	TO	Blk	Stl	Min
Sherrill (F)	4-8	1-4	0-0	2-2	4	1	9	2	1	0	1	26
Sene (C)	3-6	0-0	2-2	2-6	8	3	8	1	2	5	1	25
Baker (G)	2-4	1-2	0-0	2-0	2	0	5	4	0	0	0	18
Zeglinski (G)	4-9	3-8	2-2	0-1	1	0	13	2	0	1	2	21
Landesberg (G)	5-13	1-2	3-3	7-5	12	0	14	6	1	0	1	28
Browman	0-0	0-0	0-0	0-0	0	1	0	0	1	0	0	2
Evans	2-2	0-0	0-0	0-3	3	1	4	3	3	0	0	17
Farrakhan	3-5	2-2	2-2	1-0	1	1	10	2	0	0	0	16
Jonke	0-0	0-0	0-0	0-1	1	0	0	0	1	0	0	2
Kody	0-0	0-0	0-0	0-0	0	0	0	0	0	0	0	2
Jones	3-6	2-3	0-0	1-0	1	1	8	1	0	1	0	18
Spurlock	2-5	1-2	0-1	1-1	2	0	5	1	1	0	1	9
Tat	2-2	0-0	0-0	0-1	1	0	4	0	1	0	0	3
Meyinsse	0-0	0-0	0-0	0-1	1	4	0	0	0	0	0	13
				1-3	4							
<b>TOTALS</b>	<b>30-60</b>	<b>11-23</b>	<b>9-10</b>	<b>17-24</b>	<b>41</b>	<b>12</b>	<b>80</b>	<b>22</b>	<b>11</b>	<b>7</b>	<b>6</b>	<b>200</b>
	.500	.478	.900									

<b>HAMPTON</b>	28	26	54
<b>VIRGINIA</b>	48	32	80

Officials: Les Jones, Tim Nestor, John Gaffney  
 Technicals: none • Attendance: 7,803

**VIRGINIA** 72 January 5, 2010  
**UTPA** 53 John Paul Jones Arena • Charlottesville, Va.

**TEXAS-PAN AMERICAN (1-15)**

Player	FG	3FG	FT	O-D	Reb	PF	Pts	A	TO	Blk	Stl	Min
Valera (F)	4-7	0-0	3-4	1-5	6	2	11	1	1	1	0	25
Urbanus (G)	2-4	2-2	0-0	0-1	1	1	6	1	2	0	0	29
Hearn (G)	1-3	0-1	1-3	0-3	3	1	3	1	2	0	0	24
Maree (G)	5-10	0-1	4-5	1-3	4	2	14	1	1	0		

### **VIRGINIA TEAM AND INDIVIDUAL HIGHS FOR THE 2009-10 SEASON**

Team		Individual	
<b>Points:</b>	85 vs. Longwood (85-72)	<b>Points:</b>	23 Sylven Landesberg vs. Longwood
<b>FG Att:</b>	62 vs. NJIT (24-62)	<b>FG Att:</b>	20 Sylven Landesberg (8-20) at Auburn
<b>FG Made:</b>	30 on three occasions	<b>FG Made:</b>	10 Mike Scott (10-15) vs. UT-Pan American
<b>FG %:</b>	60.0 vs. Longwood (30-50)	<b>FG %:<sup>(1)</sup></b>	88.9 Mike Scott (8-9) vs. Rider
<b>3-FG Att:</b>	23 vs. Hampton (11-23)	<b>3-FG Att:</b>	9 Sammy Zeglinski (4-9) vs. Penn State; Zeglinski (5-9) at Auburn
<b>3-FG Made:</b>	11 vs. Hampton (11-23)	<b>3-FG Made:</b>	5 Sammy Zeglinski (5-9) at Auburn
<b>3-FG %:</b>	58.8 vs. Cleveland State (10-17)	<b>3-FG %:<sup>(2)</sup></b>	100.0 Jeff Jones (4-4) at Auburn
<b>FT Att:</b>	27 vs. Oral Roberts (20-27)	<b>FT Att:</b>	10 Sylven Landesberg (7-10) vs. UAB
<b>FT Made:</b>	20 vs. Oral Roberts (20-27)	<b>FT Made:</b>	7 Sylven Landesberg (7-9) vs. Cleveland State Sylven Landesberg (7-10) vs. UAB
<b>FT %:</b>	90.0 vs. Hampton (9-10)	<b>FT %:<sup>(1)</sup></b>	100.0 Sylven Landesberg (6-6) vs. Oral Roberts 100.0 Mustapha Farrakhan (6-6) vs. Longwood
<b>Rebounds:</b>	46 vs. NJIT	<b>Rebounds:</b>	13 Mike Scott vs. Longwood
<b>Assists:</b>	22 vs. Hampton vs. UT-Pan American	<b>Assists:</b>	7 Calvin Baker vs. UT-Pan American
<b>Turnovers:</b>	16 vs. Longwood	<b>Turnovers:</b>	5 Sammy Zeglinski vs. Longwood; Zeglinski vs. UAB
<b>Blocks:</b>	7 vs. Hampton	<b>Blocks:</b>	5 Assane Sene vs. Hampton
<b>Steals:</b>	11 vs. NJIT	<b>Steals:</b>	4 Sammy Zeglinski vs. UT-Pan American
<b>Fouls:</b>	25 vs. Penn State		

### **OPPONENT TEAM AND INDIVIDUAL HIGHS FOR THE 2009-10 SEASON**

Team		Individual	
<b>Points:</b>	72 by Longwood (72-85)	<b>Points:</b>	32 Talor Battle (Penn State)
<b>FG Att:</b>	61 by Longwood (29-61)	<b>FG Att:</b>	22 Elijah Millsap (13-22, UAB)
<b>FG Made:</b>	29 by Longwood (29-61)	<b>FG Made:</b>	13 Elijah Millsap (13-22, UAB)
<b>FG%:</b>	55.3 by Cleveland State (26-47)	<b>FG %:<sup>(1)</sup></b>	100.0 Aaron Pogue (5-5, Cleveland State) Brendon Knox (5-5, Auburn)
<b>3-FG Att:</b>	26 by Auburn (10-26)	<b>3-FG Att:</b>	9 Talor Battle (5-9, Penn State) Frankie Sullivan (4-9, Auburn)
<b>3-FG Made:</b>	10 by Auburn (10-26)	<b>3-FG Made:</b>	5 Talor Battle (5-9, Penn State)
<b>3-FG %:</b>	50.0 by Stanford (8-16)	<b>3-FG %:<sup>(2)</sup></b>	100.0 Justin Leemow (3-3, USF)
<b>FT Att:</b>	25 by Penn State (17-25)	<b>FT Att:</b>	13 Talor Battle (9-13, Penn State)
<b>FT Made:</b>	17 by Penn State (17-25)	<b>FT Made:</b>	9 Talor Battle (9-13, Penn State)
<b>FT %:</b>	72.2 by USF (13-18)	<b>FT %:<sup>(1)</sup></b>	100.0 Augustus Gilchrist (7-7, USF)
<b>Rebounds:</b>	38 by Penn State	<b>Rebounds:</b>	13 Landry Fields (Stanford)
<b>Assists:</b>	14 by Cleveland State	<b>Assists:</b>	7 DeWayne Reed (Auburn)
<b>Turnovers:</b>	14 by five teams	<b>Turnovers:</b>	6 Augustus Gilchrist (USF)
<b>Blocks:</b>	5 by Rider	<b>Blocks:</b>	3 Augustus Gilchrist (USF)
<b>Steals:</b>	9 by Longwood	<b>Steals:</b>	4 Dominique Jones (USF)
<b>Fouls:</b>	20 by Oral Roberts		

### **VIRGINIA AND OPPONENT TEAM LWS FOR THE 2009-10 SEASON**

Virginia		Opponent	
<b>Points:</b>	49 at USF (49-66)	<b>Points:</b>	37 by NJIT (37-68)
<b>FG Att:</b>	45 vs. Stanford (17-45)	<b>FG Att:</b>	45 by USF (24-45)
<b>FG Made:</b>	17 at USF (17-52) vs. Stanford (17-45)	<b>FG Made:</b>	13 by NJIT (13-48)
<b>FG %:</b>	32.7 at USF (17-52)	<b>FG %:</b>	27.1 by NJIT (13-48)
<b>3-FG Att:</b>	12 at USF (2-12) vs. UT-Pan American (7-12)	<b>3-FG Att:</b>	11 by USF (5-11)
<b>3-FG Made:</b>	2 at USF (2-12)	<b>3-FG Made:</b>	2 by UAB (2-14)
<b>3-FG %:</b>	16.7 at USF (2-12)	<b>3-FG %:</b>	14.3 by UAB (2-14)
<b>FT Att:</b>	9 vs. UT-Pan American (5-9)	<b>FT Att:</b>	8 by Cleveland State (4-8)
<b>FT Made:</b>	5 vs. UT-Pan American (5-9)	<b>FT Made:</b>	4 by Cleveland State (4-8)
<b>FT %:</b>	55.6 vs. UT-Pan American (5-9)	<b>FT %:</b>	33.3 by UAB (5-15)
<b>Rebounds:</b>	24 at USF	<b>Rebounds:</b>	18 by Cleveland State
<b>Assists:</b>	7 at USF	<b>Assists:</b>	5 by UT-Pan American
<b>Turnovers:</b>	7 vs. NJIT	<b>Turnovers:</b>	10 on three occasions
<b>Blocks:</b>	1 at USF	<b>Blocks:</b>	1 on three occasions
<b>Steals:</b>	4 vs. Penn State	<b>Steals:</b>	3 by Rider, by UAB
<b>Fouls:</b>	9 vs. NJIT	<b>Fouls:</b>	12 by Hampton

(1) Min. 5 made; (2) Min. 3 made



### **THE CAVALIERS' RECORD IN 2009-10 WHEN UVa:**

leads at halftime.....	6-3
trails at halftime.....	2-1
tied at halftime.....	0-0
goes into overtime.....	0-0
leads by 10 or more points.....	7-2
trails by 10 or more points.....	1-2
shoots 50% or better.....	5-0
shoots less than 50%.....	3-4
shoots less than 45%.....	1-4
shoots less than 40%.....	1-2
opponent shoots 50% or better.....	1-1
opponent shoots less than 50%.....	7-3
opponent shoots less than 45%.....	5-2
opponent shoots less than 40%.....	4-1
has higher FG% than opponent.....	7-0
has lower FG% than opponent.....	1-4
has same FG% as opponent.....	0-0
outrounds its opponent.....	7-0
is outrebounded by opponent.....	1-4
has same rebounds as opponent.....	0-0
has more offensive rebounds than opponent.....	7-2
has fewer offensive rebounds than opponent.....	1-2
has same offensive rebounds as opponent.....	0-0
has fewer turnovers than opponent.....	6-3
has more turnovers than opponent.....	1-1
has same turnovers as opponent.....	1-0
has fewer than 10 turnovers.....	1-3
opponent has fewer than 10 turnovers.....	0-0
shoots more FTs than opponent.....	6-1
shoots fewer FTs than opponent.....	2-3
shoots the same FTs as opponent.....	0-0
has game decided by 10 points or less.....	1-3
has game decided by 5 points or less.....	0-3
scores <60 points.....	0-2
scores 60-69 points.....	1-2
scores 70-79 points.....	5-0
scores 80-89 points.....	2-0
scores 90+ points.....	0-0
allows <60 points.....	5-1
allows 60-69 points.....	2-3
allows 70-79 points.....	1-0
allows 80-89 points.....	0-0
allows 90+ points.....	0-0
wins the tip.....	4-2
loses the tip.....	4-2

### **VIRGINIA IN ITS 8 WINS:**

UVa's FG percentage.....	50.1 (221-441)
UVa's FT percentage.....	75.2 (106-141)
UVa's 3FG percentage.....	46.2 (60-130)
UVa's offensive rebounds /game.....	11.1 (89)
UVa's rebounds/game.....	38.2 (306)
UVa's rebound margin/game.....	+11.2 (38.2-27.0)
UVa's assists/game.....	16.1 (129)
UVa's turnovers/game.....	10.9 (87)
UVa's points/game.....	76.0 (608)
Opponent's FG percentage.....	40.3 (171-424)
Opponent's points/game.....	55.6 (445)
Opponent's turnovers/game.....	12.9 (103)
Opponent's FT attempts/game.....	12.5 (100)

### **VIRGINIA IN ITS 4 LOSSES:**

UVa's FG percentage.....	38.9 (84-216)
UVa's FT percentage.....	67.2 (43-64)
UVa's 3FG percentage.....	34.3 (23-67)
UVa's offensive rebounds /game.....	9.5 (38)
UVa's rebounds/game.....	31.3 (125)
UVa's rebound margin/game.....	-4.7 (31.3-36.0)
UVa's assists/game.....	10.0 (40)
UVa's turnovers/game.....	9.8 (39)
UVa's points/game.....	58.5 (234)
Opponent's FG percentage.....	45.6 (93-204)
Opponent's points/game.....	65.0 (260)
Opponent's turnovers/game.....	11.5 (46)
Opponent's FT attempts/game.....	18.8 (75)

### **ADDITIONAL TEAM INFORMATION ...**

Largest halftime lead:  
 Largest halftime deficit:  
 Largest halftime deficit overcome in a victory:  
 Largest halftime lead surrendered in a loss:  
 Largest deficit overcome in a victory:  
 Largest lead surrendered in a loss:  
 Largest deficit at any time:  
 Largest lead at any time:  
 Most consecutive points scored:  
 Most consecutive points allowed:

22 vs. Longwood, Nov. 13 (49-27)  
 7 vs. Cleveland State, Nov. 25 (27-34)  
 7 vs. Cleveland State, Nov. 25 (27-34)  
 6 vs. Penn State, Nov. 30 (27-21)  
 10 vs. Cleveland State, Nov. 25 (down 29-39 @ 17:33, 2nd Half)  
 11 at Auburn, Dec. 7 (led 25-14 @ 8:16, 1st Half)  
 21 at USF, Nov. 16 (45-66 @ 0:57 2nd Half)  
 33, vs. Rider, Nov. 19, (73-40 @ 4:28 2nd Half)  
 12 vs. Oral Roberts, Nov. 21; vs. Hampton, Dec. 23 (twice)  
 13 at USF, Nov. 16

**VIRGINIA'S LEADING PERFORMERS IN 2009-10 ...**

OPPONENT	SCORE	POINTS	REBOUNDS	ASSISTS
Longwood	85-72	Sylven Landesberg (23)	Mike Scott (13)	Three players (4)
at USF	49-66	Sylven Landesberg (14)	Jeff Jones (5), Mike Scott (5)	Three players (2)
Rider	79-46	Mike Scott (17)	Mike Scott (9)	Mike Scott (3)
Oral Roberts	76-55	Mike Scott (15)	Mike Scott (10)	Mustapha Farrakhan (4)
vs. Stanford	52-57	Jeff Jones (17)	Mike Scott (9)	Scott (3), Zeglinski (3)
vs. Cleveland State	76-65	Sylven Landesberg (20)	Mike Scott (8)	Sylven Landesberg (5)
Penn State	66-69	Sylven Landesberg (18)	Mike Scott (11)	Four players (2)
at Auburn	67-68	Sylven Landesberg (20)	Sammy Zeglinski (5)	Jontel Evans (5)
NJIT	68-37	Jeff Jones (11)	Assane Sene (11)	Jontel Evans (3)
Hampton	80-54	Sylven Landesberg (14)	Sylven Landesberg (12)	Sylven Landesberg (6)
#24 UAB	72-63	Sylven Landesberg (19)	Mike Scott (7)	Calvin Baker (6)
Texas-Pan American	72-53	Mike Scott (22)	Mike Scott (7)	Calvin Baker (7)

**LED VIRGINIA IN...**
**SCORING**

	'10	'09	'08	'07	Career
Landesberg	7	16			23
Scott	3	2	-		5
Jones	2	2	1		5
Baker	-	2	1		3
Zeglinski	-	1	-		1

**REBOUNDING**

	'10	'09	'08	'07	Career
Scott	9	13	8		30
Landesberg	1	9			10
Sene	1	5			6
Jones	1	1	-		2
Zeglinski	1	1	-		2
Baker	-	-	3		3
Meyinsse	-	-	1	-	1
Tat	-	-	-	1	1

**ASSISTS**

	'10	'09	'08	'07	Career
Landesberg	5	8			13
Zeglinski	4	13	-		17
Farrakhan	4	2	-		6
Baker	3	11	5		19
Scott	2	3	-		5
Evans	2				2
Tat	-	-	-	2	2
Jones	-	1	-		1

**The Automated ScoreBook**  
**Virginia Season Schedule/Results & Leaders (as of Jan 05, 2010)**  
**All games**

<b>RECORD:</b>	<b>OVERALL</b>	<b>HOME</b>	<b>AWAY</b>	<b>NEUTRAL</b>
ALL GAMES	8-4	7-1	0-2	1-1
CONFERENCE	0-0	0-0	0-0	0-0
NON-CONFERENCE	8-4	7-1	0-2	1-1

<b>Date</b>	<b>Opponent</b>	<b>Score</b>	<b>Att.</b>	<b>High Points</b>	<b>High Rebounds</b>
11/13/09	LONGWOOD	W 85-72	10787	(23)Sylvn Landesberg	(13)Mike Scott
11/16/09	at USF	L 49-66	4193	(14)Sylvn Landesberg	(5)Mike Scott (5)Jeff Jones
11/19/09	RIDER	W 79-46	8061	(17)Mike Scott	(9)Mike Scott
11/21/09	ORAL ROBERTS	W 76-55	8829	(15)Mike Scott	(10)Mike Scott
11/24/09	#vs Stanford	L 52-57	200	(17)Jeff Jones	(9)Mike Scott
11/25/09	#vs Cleveland State	W 76-65		(20)Sylvn Landesberg	(8)Mike Scott
11/30/09	PENN STATE	L 66-69	8898	(18)Sylvn Landesberg	(11)Mike Scott
12/07/09	at Auburn	L 67-68	5493	(20)Sylvn Landesberg	(5)Sammy Zeglinski
12/21/09	NJIT	W 68-37	7264	(11)Jeff Jones	(11)Assane Sene
12/23/09	HAMPTON	W 80-54	7803	(14)Sylvn Landesberg	(12)Sylvn Landesberg
12/30/09	UAB	W 72-63	9444	(19)Sylvn Landesberg	(7)Mike Scott
01/05/10	TEXAS-PANAMERICAN	W 72-53	7574	(22)Mike Scott	(7)Mike Scott

\* = Conference game

# = Cancun, Mexico

<b>Attendance Summary</b>	<b>Games</b>	<b>Attend</b>	<b>Avg/Game</b>
Home	8	68660	8582
Away	2	9686	4843
Neutral	2	200	100
Total	12	78546	6546

**The Automated ScoreBook**  
**Virginia Points-Rebounds-Assists (as of Jan 05, 2010)**  
**All games**

Opponent	Date	Score		00	01	02	04	05	10	11
				BROWMAN,D	EVANS,JONT	FARRAKHAN	BAKER,CALV	SENE,ASSAN	JONKE,TOM	KODY,THOMA
LONGWOOD	11/13/09	85-72	w	DNP	4-2-1	17-5-4	DNP	DNP	DNP	DNP
at USF	11/16/09	49-66	L	DNP	2-0-0	3-1-2	5-2-1	DNP	DNP	DNP
RIDER	11/19/09	79-46	w	0-0-0	0-1-2	8-1-2	8-2-2	DNP	0-1-0	0-1-0
ORAL ROBERTS	11/21/09	76-55	w	DNP	0-0-0	13-2-4	4-0-2	8-7-0	DNP	DNP
vs Stanford	11/24/09	52-57	L	DNP	0-0-0	3-1-1	1-1-1	2-3-0	DNP	DNP
vs Cleveland State	11/25/09	76-65	w	DNP	0-0-0	11-1-2	0-0-1	0-1-0	DNP	DNP
PENN STATE	11/30/09	66-69	L	DNP	0-0-0	5-0-2	2-1-2	DNP	DNP	DNP
at Auburn	12/07/09	67-68	L	DNP	4-2-5	0-1-1	2-1-1	2-3-0	DNP	DNP
NJIT	12/21/09	68-37	w	0-1-0	7-5-3	0-2-2	9-2-1	4-11-1	0-0-0	0-0-1
HAMPTON	12/23/09	80-54	w	0-0-0	4-3-3	10-1-2	5-2-4	8-8-1	0-1-0	0-0-0
UAB	12/30/09	72-63	w	DNP	9-0-3	10-2-2	8-2-6	1-2-0	DNP	DNP
TEXAS-PAN AMERICAN	01/05/10	72-53	w	DNP	5-1-3	0-2-1	5-3-7	0-5-0	DNP	DNP

Opponent	Date	Score		13	15	22	23	24	32	45
				ZEGLINSKI,	LANDESBER	SHERRILL,W	JONES,JEFF	SPURLOCK,T	SCOTT,MIKE	TAT,SOLOMO
LONGWOOD	11/13/09	85-72	w	14-6-4	23-6-4	DNP	10-1-1	0-0-0	12-13-0	DNP
at USF	11/16/09	49-66	L	2-0-2	14-2-2	2-1-0	7-5-0	1-1-0	9-5-0	0-0-0
RIDER	11/19/09	79-46	w	12-4-2	10-4-1	2-6-1	11-1-0	3-2-0	17-9-3	4-4-0
ORAL ROBERTS	11/21/09	76-55	w	13-3-1	14-7-3	3-3-0	2-0-0	2-0-0	15-10-2	0-0-0
vs Stanford	11/24/09	52-57	L	2-6-3	16-4-2	0-1-0	17-1-0	DNP	7-9-3	DNP
vs Cleveland State	11/25/09	76-65	w	10-3-4	20-5-5	18-6-2	0-2-0	DNP	15-8-3	DNP
PENN STATE	11/30/09	66-69	L	16-1-2	18-5-2	0-4-1	3-0-0	DNP	17-11-1	DNP
at Auburn	12/07/09	67-68	L	18-5-4	20-3-1	3-4-1	16-2-0	DNP	DNP	DNP
NJIT	12/21/09	68-37	w	8-4-0	10-5-1	8-4-2	11-2-0	6-1-0	DNP	1-2-0
HAMPTON	12/23/09	80-54	w	13-1-2	14-12-6	9-4-2	8-1-1	5-2-1	DNP	4-1-0
UAB	12/30/09	72-63	w	9-1-0	19-6-4	0-5-0	0-0-0	DNP	10-7-0	DNP
TEXAS-PAN AMERICAN	01/05/10	72-53	w	13-2-6	20-6-3	4-4-1	1-1-0	0-1-0	22-7-1	0-0-0

Opponent	Date	Score		55
				MEYINSSE,J
LONGWOOD	11/13/09	85-72	w	5-2-0
at USF	11/16/09	49-66	L	4-4-0
RIDER	11/19/09	79-46	w	4-2-2
ORAL ROBERTS	11/21/09	76-55	w	2-6-0
vs Stanford	11/24/09	52-57	L	4-8-0
vs Cleveland State	11/25/09	76-65	w	2-2-0
PENN STATE	11/30/09	66-69	L	5-6-0
at Auburn	12/07/09	67-68	L	2-3-0
NJIT	12/21/09	68-37	w	4-5-1
HAMPTON	12/23/09	80-54	w	0-1-0
UAB	12/30/09	72-63	w	6-3-0
TEXAS-PAN AMERICAN	01/05/10	72-53	w	2-1-0

**The Automated ScoreBook**  
**Virginia Team Game-by-Game Comparison (as of Jan 05, 2010)**  
**All games**

Opponent	1st	2nd	Score	Mar	Total FG	FG Pct	3-Pointers	3FG Pct	Free Throws	FT Pct	Rebounds	Assist	T/Over	Block	Steal	Fouls
LONGWOOD	49/27	36/45	85-72	+13	30-50/29-61	.600/.475	6-14/8-22	.429/.364	19-24/6-10	.792/.600	36/21 +15	14/12	16/11	2/1	6/9	14/19
USF	27/31	22/35	49-66	(17)	17-52/24-45	.327/.533	2-12/5-11	.167/.455	13-17/13-18	.765/.722	24/35 (11)	7/11	9/14	1/4	5/6	17/17
RIDER	36/22	43/24	79-46	+33	29-56/17-51	.518/.333	7-16/7-23	.438/.304	14-19/5-12	.737/.417	42/27 +15	15/10	10/14	3/5	5/3	14/16
ORAL ROBERTS	41/35	35/20	76-55	+21	25-55/18-56	.455/.321	6-15/7-17	.400/.412	20-27/12-20	.741/.600	44/35 +9	12/7	10/14	3/3	5/4	17/20
Stanford	31/30	21/27	52-57	(5)	17-45/21-54	.378/.389	4-18/8-16	.222/.500	14-24/7-15	.583/.467	35/36 (1)	10/11	13/10	4/1	8/5	18/18
Cleveland State	27/34	49/31	76-65	+11	28-53/26-47	.528/.553	10-17/9-21	.588/.429	10-14/4-8	.714/.500	32/18 +14	17/14	10/10	2/3	6/7	10/16
PENN STATE	27/21	39/48	66-69	(3)	25-61/23-52	.410/.442	8-15/6-17	.533/.353	8-13/17-25	.615/.680	35/38 (3)	10/12	8/10	3/3	4/4	25/17
Auburn	34/32	33/36	67-68	(1)	25-58/25-53	.431/.472	9-22/10-26	.409/.385	8-10/8-17	.800/.471	31/35 (4)	13/12	9/12	4/3	6/4	21/15
NJIT	32/19	36/18	68-37	+31	24-62/13-48	.387/.271	7-20/6-17	.350/.353	13-17/5-10	.765/.500	46/31 +15	12/8	7/14	5/2	11/4	9/15
HAMPTON	48/28	32/26	80-54	+26	30-60/20-54	.500/.370	11-23/6-21	.478/.286	9-10/8-12	.900/.667	41/26 +15	22/7	11/13	7/4	6/6	12/12
UAB	30/35	42/28	72-63	+9	25-52/28-59	.481/.475	6-13/2-14	.462/.143	16-21/5-15	.762/.333	32/33 (1)	15/7	12/13	6/1	6/3	17/18
TEXAS-PAN AMERICAN	40/23	32/30	72-53	+19	30-53/20-48	.566/.417	7-12/4-14	.583/.286	5-9/9-13	.556/.692	33/25 +8	22/5	11/14	3/2	8/4	14/13

Note: Game totals are displayed in the format TEAM/OPPONENT for each category



**The Automated ScoreBook**  
**Virginia Game-by-Game Highs (as of Jan 05, 2010)**  
**All games**

Opponent	Date	Score	Points	Rebounds	Assists	Steals	Blocked shots
LONGWOOD	11/13/09	85-72	23-Sylvan Landesberg	13-Mike Scott	4-Sylvan Landesberg Mustapha Farrakhan Sammy Zeglinski	1-Mike Scott Jontel Evans Jeff Jones Sylvan Landesberg Mustapha Farrakhan Sammy Zeglinski	2-Mike Scott
at USF	11/16/09	49-66	14-Sylvan Landesberg	5-Jeff Jones Mike Scott	2-Sammy Zeglinski Mustapha Farrakhan Sylvan Landesberg	2-Sammy Zeglinski	1-Sammy Zeglinski
RIDER	11/19/09	79-46	17-Mike Scott	9-Mike Scott	3-Mike Scott	1-Calvin Baker Jeff Jones Will Sherrill Sammy Zeglinski Mustapha Farrakhan	2-Jerome Meyinsse
ORAL ROBERTS	11/21/09	76-55	15-Mike Scott	10-Mike Scott	4-Mustapha Farrakhan	1-Calvin Baker Sylvan Landesberg Jeff Jones Mike Scott Mustapha Farrakhan	2-Sylvan Landesberg
vs Stanford	11/24/09	52-57	17-Jeff Jones	9-Mike Scott	3-Sammy Zeglinski Mike Scott	2-Jeff Jones	1-Will Sherrill Mike Scott Sylvan Landesberg Jerome Meyinsse
vs Cleveland State	11/25/09	76-65	20-Sylvan Landesberg	8-Mike Scott	5-Sylvan Landesberg	3-Will Sherrill	1-Will Sherrill Mustapha Farrakhan
PENN STATE	11/30/09	66-69	18-Sylvan Landesberg	11-Mike Scott	2-Sylvan Landesberg Calvin Baker Mustapha Farrakhan Sammy Zeglinski	2-Sammy Zeglinski	1-Sylvan Landesberg Jerome Meyinsse Sammy Zeglinski
at Auburn	12/07/09	67-68	20-Sylvan Landesberg	5-Sammy Zeglinski	5-Jontel Evans	3-Jontel Evans	3-Assane Sene
NJIT	12/21/09	68-37	11-Jeff Jones	11-Assane Sene	3-Jontel Evans	3-Sylvan Landesberg	2-Sammy Zeglinski Assane Sene
HAMPTON	12/23/09	80-54	14-Sylvan Landesberg	12-Sylvan Landesberg	6-Sylvan Landesberg	2-Sammy Zeglinski	5-Assane Sene
UAB	12/30/09	72-63	19-Sylvan Landesberg	7-Mike Scott	6-Calvin Baker	2-Jontel Evans Sammy Zeglinski	2-Mustapha Farrakhan Assane Sene
TEXAS-PAN AMERICAN	01/05/10	72-53	22-Mike Scott	7-Mike Scott	7-Calvin Baker	4-Sammy Zeglinski	1-Assane Sene Mike Scott Jerome Meyinsse

**The Automated ScoreBook**  
**Virginia Team Game-by-Game (as of Jan 05, 2010)**  
**All games**

TEAM STATISTICS

Opponent	Date	Score	W	Total		3-Pointers		Free throws		Rebounds				pf	a	t/o	blk	stl	pts	avg
				fg-fga	pct	3fg-fga	pct	ft-fa	pct	off	def	tot	avg							
LONGWOOD	11/13/09	85-72	W	30-50	.600	6-14	.429	19-24	.792	5	31	36	36.0	14	14	16	2	6	85	85.0
at USF	11/16/09	49-66	L	17-52	.327	2-12	.167	13-17	.765	9	15	24	30.0	17	7	9	1	5	49	67.0
RIDER	11/19/09	79-46	W	29-56	.518	7-16	.438	14-19	.737	11	31	42	34.0	14	15	10	3	5	79	71.0
ORAL ROBERTS	11/21/09	76-55	W	25-55	.455	6-15	.400	20-27	.741	13	31	44	36.5	17	12	10	3	5	76	72.2
vs Stanford	11/24/09	52-57	L	17-45	.378	4-18	.222	14-24	.583	8	27	35	36.2	18	10	13	4	8	52	68.2
vs Cleveland State	11/25/09	76-65	W	28-53	.528	10-17	.588	10-14	.714	12	20	32	35.5	10	17	10	2	6	76	69.5
PENN STATE	11/30/09	66-69	L	25-61	.410	8-15	.533	8-13	.615	11	24	35	35.4	25	10	8	3	4	66	69.0
at Auburn	12/07/09	67-68	L	25-58	.431	9-22	.409	8-10	.800	10	21	31	34.9	21	13	9	4	6	67	68.8
NJIT	12/21/09	68-37	W	24-62	.387	7-20	.350	13-17	.765	15	31	46	36.1	9	12	7	5	11	68	68.7
HAMPTON	12/23/09	80-54	W	30-60	.500	11-23	.478	9-10	.900	17	24	41	36.6	12	22	11	7	6	80	69.8
UAB	12/30/09	72-63	W	25-52	.481	6-13	.462	16-21	.762	9	23	32	36.2	17	15	12	6	6	72	70.0
TEXAS-PAN AMERICAN	01/05/10	72-53	W	30-53	.566	7-12	.583	5-9	.556	7	26	33	35.9	14	22	11	3	8	72	70.2
Virginia		842		305-657	.464	83-197	.421	149-205	.727	127	304	431	35.9	188	169	126	43	76	842	70.2
Opponents		705		264-628	.420	78-219	.356	99-175	.566	100	260	360	30.0	196	116	149	32	59	705	58.8

Games played: 12  
Points/game: 70.2  
FG Pct: 46.4  
3FG Pct: 42.1  
FT Pct: 72.7

Rebounds/game: 35.9  
Assists/game: 14.1  
Turnovers/game: 10.5  
Assist/turnover ratio: 1.3  
Steals/game: 6.3  
Blocks/game: 3.6

**The Automated ScoreBook**  
**Virginia Overall Team Statistics (as of Jan 05, 2010)**  
**All games**

<b>TEAM STATISTICS</b>	<b>VA</b>	<b>OPP</b>
<b>SCORING</b>	842	705
Points per game	70.2	58.8
Scoring margin	+11.4	-
<b>FIELD GOALS-ATT</b>	305-657	264-628
Field goal pct	.464	.420
<b>3 POINT FG-ATT</b>	83-197	78-219
3-point FG pct	.421	.356
3-pt FG made per game	6.9	6.5
<b>FREE THROWS-ATT</b>	149-205	99-175
Free throw pct	.727	.566
F-Throws made per game	12.4	8.3
<b>REBOUNDS</b>	431	360
Rebounds per game	35.9	30.0
Rebounding margin	+5.9	-
<b>ASSISTS</b>	169	116
Assists per game	14.1	9.7
<b>TURNOVERS</b>	126	149
Turnovers per game	10.5	12.4
Turnover margin	+1.9	-
Assist/turnover ratio	1.3	0.8
<b>STEALS</b>	76	59
Steals per game	6.3	4.9
<b>BLOCKS</b>	43	32
Blocks per game	3.6	2.7
<b>WINNING STREAK</b>	4	-
Home win streak	4	-
<b>ATTENDANCE</b>	68660	9886
Home games-Avg/Game	8-8582	2-4843
Neutral site-Avg/Game	-	2-100

<b>Score by Periods</b>	<b>1st</b>	<b>2nd</b>	<b>Totals</b>
Virginia	422	420	842
Opponents	337	368	705

**The Automated ScoreBook**  
**Virginia Season Box Score (as of Jan 05, 2010)**  
**All games**

<b>RECORD:</b>	<b>OVERALL</b>	<b>HOME</b>	<b>AWAY</b>	<b>NEUTRAL</b>
ALL GAMES	8-4	7-1	0-2	1-1
CONFERENCE	0-0	0-0	0-0	0-0
NON-CONFERENCE	8-4	7-1	0-2	1-1

##	Player	gp-gs	min	avg	Total			3-Point		F-Throw		Rebounds				pf	dq	a	to	blk	stl	pts	avg
					fg-fga	fg%	3fg-fga	3fg%	ft-fa	ft%	off	def	tot	avg									
15	Sylven Landesberg	12-12	374	31.2	71-158	.449	6-16	.375	50-65	.769	18	47	65	5.4	22	1	34	23	5	8	198	16.5	
32	Mike Scott	9-8	258	28.7	53-90	.589	0-0	.000	18-27	.667	21	58	79	8.8	24	1	13	14	4	3	124	13.8	
13	Sammy Zeglinski	12-12	342	28.5	44-90	.489	30-61	.492	12-16	.750	3	33	36	3.0	27	0	30	24	5	18	130	10.8	
23	Jeff Jones	12-3	217	18.1	28-69	.406	16-38	.421	14-19	.737	2	14	16	1.3	2	0	2	6	2	7	86	7.2	
02	Mustapha Farrakhan	12-7	260	21.7	24-66	.364	13-30	.433	19-21	.905	4	15	19	1.6	15	0	25	17	3	5	80	6.7	
22	Will Sherrill	11-5	199	18.1	18-39	.462	9-22	.409	4-6	.667	17	25	42	3.8	21	0	10	7	2	6	49	4.5	
04	Calvin Baker	11-4	199	18.1	18-49	.367	5-18	.278	8-11	.727	4	12	16	1.5	14	0	28	8	0	7	49	4.5	
55	Jerome Meyinsse	12-6	203	16.9	14-25	.560	0-0	.000	12-17	.706	16	27	43	3.6	25	0	3	4	8	6	40	3.3	
05	Assane Sene	8-3	122	15.3	9-25	.360	0-0	.000	7-13	.538	13	27	40	5.0	15	1	2	3	14	2	25	3.1	
01	Jontel Evans	12-0	152	12.7	15-22	.682	2-4	.500	3-4	.750	0	14	14	1.2	16	0	20	12	0	11	35	2.9	
24	Tristan Spurlock	7-0	36	5.1	7-16	.438	2-7	.286	1-3	.333	2	5	7	1.0	3	0	1	3	0	2	17	2.4	
45	Solomon Tat	6-0	16	2.7	4-5	.800	0-0	.000	1-3	.333	2	5	7	1.2	1	0	0	2	0	0	9	1.5	
11	Thomas Kody	3-0	7	2.3	0-2	.000	0-0	.000	0-0	.000	1	0	1	0.3	1	0	1	0	0	1	0	0.0	
00	Doug Browman	3-0	6	2.0	0-0	.000	0-0	.000	0-0	.000	0	1	1	0.3	2	0	0	1	0	0	0	0.0	
10	Tom Jonke	3-0	9	3.0	0-1	.000	0-1	.000	0-0	.000	0	2	2	0.7	0	0	0	2	0	0	0	0.0	
Team											24	19	43										
Total.....		12	2400		305-657	.464	83-197	.421	149-205	.727	127	304	431	35.9	188	3	169	126	43	76	842	70.2	
Opponents.....		12	2400		264-628	.420	78-219	.356	99-175	.566	100	260	360	30.0	196	-	116	149	32	59	705	58.8	

<b>Score by Periods</b>	<b>1st</b>	<b>2nd</b>	<b>Totals</b>
Virginia	422	420	842
Opponents	337	368	705