

# VIRGINIA

## 2009-10 Men's Basketball Game Notes



### Virginia Cavaliers

14-14 (5-10 ACC)

VS.



### #22 Maryland Terrapins

22-7 (12-3 ACC)

**Game #29**  
**March 6**  
**John Paul Jones Arena**  
**Charlottesville, Va.**

- **Television:** Raycom  
(Tim Brant, Eddie Fogler)
- **Radio:** Virginia Sports Network  
(Dave Koehn and Cory Alexander)

### 2009-10 SCHEDULE/RESULTS

<b>11/13</b>	<b>LONGWOOD</b>		<b>W 85-72</b>
11/16	at USF	BHSN	L 49-66
<b>11/19</b>	<b>RIDER</b> (Cancun Challenge)		<b>W 79-46</b>
<b>11/21</b>	<b>ORAL ROBERTS</b> (Cancun Challenge)		<b>W 76-55</b>
11/24	vs. Stanford #	CBS CS	L 52-57
11/25	vs. Cleveland State #	CBS CS	W 76-65
<b>11/30</b>	<b>PENN STATE</b> ^	<b>ESPN2</b>	<b>L 66-69</b>
12/7	at Auburn	CSN+/CSS	L 67-68
<b>12/21</b>	<b>NJIT</b>		<b>W 68-37</b>
<b>12/23</b>	<b>HAMPTON</b>		<b>W 80-54</b>
<b>12/30</b>	<b>#24 UAB</b>		<b>W 72-63</b>
<b>1/5</b>	<b>TEXAS-PAN AMERICAN</b>		<b>W 72-53</b>
1/9	at NC State *	Raycom	W 70-62
<b>1/13</b>	<b>#20 GEORGIA TECH *</b>		<b>W 82-75</b>
<b>1/16</b>	<b>#23 MIAMI *</b>	<b>ESPNU</b>	<b>W 75-57</b>
<b>1/18</b>	<b>UNC WILMINGTON</b>		<b>W 69-67</b>
1/23	at Wake Forest *	Raycom	L 57-69
<b>1/28</b>	<b>VIRGINIA TECH *</b>	<b>CSN</b>	<b>L 71-76 (ot)</b>
1/31	at North Carolina *	FSN	W 75-60
<b>2/3</b>	<b>NC STATE *</b>	<b>ESPNU</b>	<b>W 59-47</b>
<b>2/6</b>	<b>WAKE FOREST *</b>	<b>Raycom</b>	<b>L 61-64 ot</b>
2/13	at Virginia Tech *	Raycom (Split)	L 55-61
2/15	at Maryland *	ESPN360.com	L 66-85
<b>2/17</b>	<b>FLORIDA STATE *</b>	<b>ESPNU</b>	<b>L 50-69</b>
2/20	at Clemson *	RSN	L 49-72
2/23	at Miami *	RSN	L 62-74
<b>2/28</b>	<b>#5 DUKE *</b>	<b>FSN</b>	<b>L 49-67</b>
3/3	at Boston College *	ESPNU	L 55-68
<b>3/6</b>	<b>#22 MARYLAND *</b>	<b>Raycom</b>	<b>1:30 pm</b>
3-11-14	at ACC Tournament (Greensboro, N.C.)		

All Times are ET and subject to change

- # Cancun Challenge (Moon Palace Resort, Cancun, Mexico)
- ^ Big Ten/ACC Challenge
- \* ACC Game

BHSN Bright House Sports Network (also on ESPN360 and Full Court)  
 CBS CS CBS College Sports  
 CSN Comcast SportsNet  
 CSN+ Comcast SportsNet Plus  
 CSS Comcast/Charter Sports Southeast  
 FSN Fox Sports Net (ACC Sunday Night Hoops)  
 RSN Regional Sports Networks

### TODAY'S GAME:

- Virginia concludes its regular season schedule as it hosts Maryland
- This season marks the 36th time in the past 41 years Virginia has played Maryland in its regular season finale
- UVa is looking to snap an eight-game losing streak, its longest of the season

### SERIES HISTORY:

- Maryland leads 104-68 (UVa leads 43-39 in Charlottesville, 3-0 at JPJA)
- The home team has won the last five meetings
- This is the third consecutive season the teams have ended the regular season against each other at John Paul Jones Arena
- Maryland won the first meeting this season 85-66 on Feb. 15 in College Park

### AGAINST RANKED OPPONENTS:

- Maryland is Virginia's fifth opponent of the season to be ranked by the AP
- UVa is 3-1 this season vs. ranked opponents, with all four games played at home (def. #24 UAB 72-63 on Dec. 30, def. #20 Georgia Tech 82-75 on Jan. 13 and def. #23 Miami 75-57 on Jan. 16, lost to #5 Duke 67-49 on Feb. 28)
- The Cavaliers are 7-6 vs. ranked opponents at JPJA (5-5 vs. ACC)

### 70 IS A MAGIC NUMBER:

- Scoring 70 points has been the magic number for the Cavaliers this season
- Virginia is 11-1 this season when scoring at least 70 points and 3-13 this season when scoring less than 70 points

### LAST TIME OUT:

- UVa suffered a 68-55 loss at Boston College on Wednesday
- Mike Scott and Sylven Landesberg led Virginia with 13 points each

### POSSIBLE STARTING LINEUP

<b>G</b>	<b>1</b>	<b>Jontel Evans</b>	<b>Fr.</b>	<b>2.5 ppg</b>	<b>1.4 rbg</b>	<b>1.8 apg</b>
• Career-high six assists at North Carolina						
<b>C</b>	<b>5</b>	<b>Assane Sene</b>	<b>So.</b>	<b>1.8 ppg</b>	<b>3.9 rbg</b>	<b>0.9 blk</b>
• Career-high five blocks vs. Hampton						
<b>G</b>	<b>13</b>	<b>Sammy Zeglinski</b>	<b>So.</b>	<b>8.6 ppg</b>	<b>3.8 rbg</b>	<b>2.6 apg</b>
• Leads the team with 52 3-point field goals this season						
<b>G</b>	<b>15</b>	<b>Sylven Landesberg</b>	<b>So.</b>	<b>17.3 ppg</b>	<b>4.9 rbg</b>	<b>2.9 apg</b>
• Scored in double figures in 25 of 27 games played this season						
<b>F</b>	<b>55</b>	<b>Jerome Meynsse</b>	<b>Sr.</b>	<b>5.9 ppg</b>	<b>4.1 rbg</b>	<b>0.7 blk</b>
• Averaging 15.3 ppg and 6.3 rpg the last three games						

Virginia Athletics Media Relations • 154 John Paul Jones Arena, PO Box 400853, Charlottesville, VA 22904 • Office: (434) 982-5500 • Fax: (434) 982-5525

**Rich Murray** (Primary Men's Basketball Contact)  
**Steve Kirkland** (Secondary Men's Basketball Contact)

Office: (434) 982-5530  
Office: (434) 982-5535

Cell: (434) 981-4942  
Cell: (434) 825-5241

Email: rmurray@virginia.edu  
Email: skirkland@virginia.edu

### **ASSOCIATED PRESS POLL (3/1)**

1.	Syracuse	27-2
2.	Kansas	27-2
3.	Kentucky	27-2
<b>4.</b>	<b>Duke</b>	<b>25-4</b>
5.	Kansas State	24-4
6.	Ohio State	23-7
7.	Purdue	24-4
8.	New Mexico	27-3
9.	Villanova	23-5
10.	West Virginia	22-6
11.	Michigan State	22-7
12.	Butler	26-4
13.	Vanderbilt	22-6
14.	BYU	26-4
15.	Wisconsin	21-7
16.	Tennessee	21-7
17.	Pittsburgh	22-7
18.	Gonzaga	24-5
19.	Georgetown	19-8
20.	Temple	24-5
21.	Baylor	22-6
<b>22.</b>	<b>Maryland</b>	<b>21-7</b>
23.	Texas A&M	20-8
24.	UTEP	22-5
25.	Xavier	21-7

Receiving Votes: Texas, Richmond, Northern Iowa, Oklahoma State, Marquette, Missouri, Illinois, Utah State, **Virginia Tech**, Mississippi State, **UAB**, Cornell, Louisville, Notre Dame, Old Dominion.

### **ESPN/USA TODAY COACHES POLL (3/1)**

1.	Syracuse	27-2
2.	Kansas	27-2
3.	Kentucky	27-2
<b>4.</b>	<b>Duke</b>	<b>25-4</b>
5.	Kansas State	24-4
6.	Purdue	24-4
7.	Ohio State	23-7
8.	West Virginia	22-6
9.	Villanova	23-5
10.	New Mexico	27-3
11.	Butler	26-4
12.	Michigan State	22-7
13.	Tennessee	21-7
14.	Gonzaga	24-5
15.	BYU	26-4
16.	Temple	24-5
17.	Wisconsin	21-7
18.	Pittsburgh	22-7
19.	Vanderbilt	22-6
20.	Georgetown	19-8
21.	UTEP	22-5
22.	Baylor	22-6
<b>23.</b>	<b>Maryland</b>	<b>21-7</b>
24.	Texas A&M	20-8
25.	Texas	22-7

Receiving Votes: Northern Iowa, Xavier, Utah State, Cornell, **Clemson**, **Virginia Tech**, Richmond, Saint Mary's, UNLV, Oklahoma State, California, Marquette, Murray State.

**2009-10 opponents in bold**

### **SENIOR DAY:**

- Today's game is the final home game for four Cavalier seniors (Calvin Baker, Tom Jonke, Jerome Meynsse, Solomon Tat)
- Virginia has an 8-2 record on senior day since 1999-00
- The Cavaliers have played Maryland 20 times on senior day since 1954 and are 15-5 in those games

### **CAVALIERS SURPASS WIN TOTAL:**

- Through 28 games of the regular season, Virginia has surpassed its win total of 10 from last season with 14 this season
- UVa has five ACC wins this season, one more than last season (four)

### **MEYNSSE AND SHERRILL NAMED TO ALL-ACADEMIC TEAM:**

- Senior forward/center Jerome Meynsse and junior forward Will Sherrill were named to the All-ACC men's Basketball Academic Team
- It is the third consecutive year Meynsse has been named to the team
- Meynsse also was one of 36 ACC student-athletes to receive a Weaver-James-Corrigan scholarship

### **LANDESBERG EARNS ACC HONORS:**

- Sylvan Landesberg was named ACC Player of the Week on Feb. 1 for his play the week before against Virginia Tech and North Carolina
- It is the second time he has been honored this season (Jan. 18)

### **TAKING CARE OF THE BALL:**

- Virginia currently ranks 11th nationally in fewest turnovers a game at 10.8 turnovers per game
- Last season, the Cavaliers averaged 14.8 tpg, ranking 242nd nationally
- Virginia has had 10 or fewer turnovers in 14 games this season
- UVa ranks 39th nationally in assist-to-turnover ratio at 1.19
- Last season, UVa ranked 245th nationally with a 0.84 A/TO ratio

### **THEY CALL THEM FREE THROWS FOR A REASON:**

- Virginia ranks second in the ACC and 14th nationally in free throw percentage at 74.6 percent (356-477)
- UVa is shooting 75.4 percent from the line (187-248) in ACC play, best in the conference
- Virginia has shot at least 80 percent from the line in eight games this season and at least 90 percent in three games this season
- From the 12:57 mark of the second half at NC State (1/9) to the 5:56 mark of the first half vs. Georgia Tech (1/13), the Cavaliers made 22 consecutive free throws as a team
- Four different Cavaliers have had a free throw streak of at least 10 makes this season

### **THE NEXT SEVEN DAYS**

Sun. Mar. 7	Mon. Mar. 8	Tues. Mar. 9	Wed. Mar. 10	Thur. Mar. 11	Fri. Mar. 12	Sat. Mar. 13
	<b>ACC Teleconference</b> Tony Bennett - noon		<b>ACC Tournament</b>	<b>ACC Tournament</b>	<b>ACC Tournament</b>	<b>ACC Tournament</b>
	<b>Radio Show</b> Virginia Sports Network - 7:06 pm		Open Practice Day Virginia - TBA	1st Round	Quarterfinals	Semifinals

This is a tentative schedule of media opportunities. The schedule is subject to change.

### 2009-10 VIRGINIA CAVALIERS

No.	Player	Pos.	Yr.	Ht.	Hometown	PPG	RBG	Other	Minutes
0	Doug Browman ( <i>Brow-man</i> ) • Joined the program as a walk-on	G	Fr.	5-11	Midlothian, Va.	0.0	0.3	--	1.8
1	Jontel Evans • Career-high six assists at North Carolina	G	Fr.	5-11	Hampton, Va.	2.5	1.4	1.8 apg	16.0
2	Mustapha Farrakhan ( <i>Moo-sta-fa Fair-uh-con</i> ) • Tied a career high with 17 points vs. Longwood	G	Jr.	6-4	Harvey, Ill.	6.2	1.6	1.7 apg	19.9
4	Calvin Baker • Has 45 assists this season to just 20 turnovers	G	Sr.	6-2	Newport News, Va.	3.2	1.3	1.9 apg	16.5
5	Assane Sene ( <i>Uh-Sahn Sen</i> ) • Career-high five blocks vs. Hampton	C	So.	7-0	Saint-Louis, Senegal	1.8	3.9	0.9 blk	13.6
10	Tom Jonke ( <i>Yonk-ee</i> ) • Joined the program as a walk-on	G	Sr.	6-0	Commack, N.Y.	0.0	0.4	--	2.4
11	Thomas Kody • Joined the program as a walk-on	G	Fr.	6-3	McLean, Va.	0.0	0.3	0.3 apg	2.0
13	Sammy Zeglinski ( <i>Zuh-glin-ski</i> ) • Leads the team with 52 3-point field goals this season	G	So.	6-0	Philadelphia, Pa.	8.6	3.8	2.6 apg	28.7
15	Sylven Landesberg ( <i>Sill-ven Lan-des-berg</i> ) • Scored in double figures in 25 of 27 games played this season	G	So.	6-6	Flushing, N.Y.	17.3	4.9	2.9 apg	32.1
22	Will Sherrill • Career-high 18 points vs. Cleveland State in Cancun	F	Jr.	6-9	New York, N.Y.	3.0	3.1	0.5 apg	15.6
23	Jeff Jones • 40.3% (31-77) from 3-point range this season	G	Jr.	6-4	Chester, Pa.	6.5	1.2	0.4 apg	17.1
24	Tristan Spurlock • 2008-09 Virginia Mr. Basketball by the Roanoke Times	G/F	Fr.	6-8	Woodbridge, Va.	2.4	0.8	0.1 apg	4.6
32	Mike Scott • Six double-doubles this season	F	Jr.	6-8	Chesapeake, Va.	12.3	7.0	1.3 apg	27.4
45	Solomon Tat • Season-high five points at Boston College	G/F	Sr.	6-5	Jos Plateau, Nigeria	1.7	0.8	--	3.3
55	Jerome Meynsse ( <i>Me-yin-see</i> ) • Averaging 15.3 ppg and 6.3 rpg the last three games	F/C	Sr.	6-9	Baton Rouge, La.	5.9	4.1	0.7 blk	21.0

### BIOS NOT IN THE MEDIA GUIDE

#### #0 DOUG BROWMAN

5-11 • 182 • G • Fr.  
Midlothian, Va. • Montrose Christian School

#### WORTH NOTING

- Lettered three times in basketball at Montrose Christian School and one year at James River High School
- Joined the Virginia program as a walk-on after going through a tryout during the 2009-10 preseason practice period

#### HIGH SCHOOL

- Played one year of basketball and was a starting guard for head coach Joe Amado at James River High School before attending Montrose Christian School
- Lettered three times in basketball for head coach Stu Vetter at Montrose Christian School
- Earned Scholar-Athlete honors
- Inducted into the National Society of High School Scholars in 2008
- Vice-president of the student body as a senior at Montrose Christian School during the 2008-09 academic year

#### PERSONAL

- Douglas Reid Browman, Jr.
- Born April 9, 1991, in Richmond, Va.
- Parents are Barbara and Doug Browman
- Has an older sister, Andrea
- Enjoys golf

#### #10 TOM JONKE

6-0 • 170 • G • Sr.  
Commack, N.Y. • Commack

#### WORTH NOTING

- Honored as the Male Athlete of the Year at Commack High School as a senior in 2005-06
- Earned two letters each in volleyball, basketball and track and field at Commack High School
- Joined the Virginia program as a walk-on after going through a tryout during the 2009-10 preseason practice period

#### AT VIRGINIA

- Served as a men's basketball team manager the last three years

#### HIGH SCHOOL

- Lettered twice in basketball for head coach Mike Schmitz at Commack H.S.
- Earned Academic All-Suffolk County honors twice
- Also lettered twice in volleyball as an outside hitter and twice in track and field as a competitor in the pentathlon
- Two-time All-Division selection in volleyball and the team captain as a senior
- Earned All-League honors in track and field as a junior and All-Division honors as a senior when he was the Division I Pentathlon Champion
- Captain of the track and field team as a senior
- President of the National Honor Society, vice-president of the Boys' Leaders Corps and a member of the Math and Italian honor societies
- Four-year High Honor Roll student
- Earned an International Baccalaureate Diploma

#### PERSONAL

- Thomas John Jonke
- Born Aug. 2, 1988, in Commack, N.Y.
- Parents are Kitty and John Jonke
- Has an older brother, Daniel, and a younger brother, Michael
- Has volunteered for the March of Dimes
- Economics major

### **DOUBLE TIME**

#### **DOUBLE-DOUBLES**

	2009-10	Career
Mike Scott	6	16
Sylyen Landesberg	1	1

#### **DOUBLE-FIGURE SCORING GAMES**

	2009-10	Career
Sylyen Landesberg	25	48
Mike Scott	20	40
Calvin Baker	–	26
Sammy Zeglinski	14	24
Jeff Jones	10	21
Mustapha Farrakhan	9	13
Jerome Meyinsse	5	7
Will Sherrill	1	1
Solomon Tat	–	1

#### **20-POINT SCORING GAMES**

	2009-10	Career
Sylyen Landesberg	9	21
Mike Scott	3	4
Jerome Meyinsse	1	1
Jeff Jones	–	1
Sammy Zeglinski	–	1

#### **30-POINT SCORING GAMES**

	2009-10	Career
Sylyen Landesberg	–	1

#### **DOUBLE-FIGURE REBOUNDING GAMES**

	2009-10	Career
Mike Scott	6	20
Assane Sene	2	5
Sylyen Landesberg	1	2

### **AT JOHN PAUL JONES ARENA:**

- Virginia is 49-21 all-time at John Paul Jones Arena
- The Cavaliers are 11-5 at JPJA this season

### **DEFENSE!!! ... DEFENSE!!! ... DEFENSE!!!:**

- Virginia ranks third in the ACC and 51st nationally in points allowed per game at 63.5 ppg
- It is a 9.0 ppg improvement from last season when UVa allowed 72.5 ppg, which ranked 294th nationally

### **INCREASED SCORING:**

- Three Cavalier players are scoring at least 2.0 pts more per game than they did last season
- Jerome Meyinsse, who is scoring 4.2 ppg more than last season, leads the group

#### **'Hoos Scoring More:**

Player	'09 PPG	'10 PPG	Diff
Meyinsse	1.7	5.9	+4.2
Sherrill	0.1	3.0	+2.9
Scott	10.3	12.3	+2.0

### **LONG RANGE FIRING:**

- Against both Penn State and Cleveland State, the Cavaliers shot over 50.0 percent from 3-point range
- Against Penn State, Virginia shot 53.3 percent (8-15) from 3-point range
- Against Cleveland State, Virginia shot 58.8 percent (10-17) from 3-point range
- It was the first time the Cavaliers shot over 50.0 percent from long range in consecutive games since doing it against Ohio and Tennessee in 2000-01
- Virginia also shot over 50.0 percent from 3-point range vs. Texas-Pan American (7-12, 58.3 percent)

### **SHARP SHOOTING 'HOOS:**

- At North Carolina on Jan. 31 the Cavaliers shot 51.9 percent from the floor, the seventh time this season they have shot at least 50.0 percent from the field
- Last season, UVa shot 50.0 percent just four times all season (28 games)

### **PARTY LIKE IT'S 1995:**

- This season's team accomplished several feats that haven't been done at Virginia since the 1994-95 season
- Virginia's first 3-0 start in the ACC since 1994-95
- UVa was the last unbeaten team in ACC play for the first time since 1994-95
- The last time UVa had three ranked wins 15 games into a season was in 1994-95
- That 1994-95 team included UVa assistant coach Jason Williford, UVa strength and conditioning coach Mike Curtis and UVa radio analyst Cory Alexander

### **'HOOS HONORED BY ANDY KATZ:**

- Virginia was honored as the ESPN.com Weekly Watch Team of the Week on Jan. 18 in Andy Katz's weekly column
- The Cavaliers defeated #20 Georgia Tech and #23 Miami the previous week

### **HISTORIC NIGHT IN THE DEAN DOME:**

- Virginia set several marks in its 75-60 win at North Carolina on Jan. 31
- The 15-point margin was UVa's largest ever in Chapel Hill
- It was the most lopsided home loss of the Roy Williams' era at UNC

### **LANDESBERG CLIMBS SCORING LIST:**

- Sylvan Landesberg has scored 930 career points, which is fifth in school history for players through their sophomore season
- Bryant Stith, UVA's all-time leading scorer, had the most points by a Cavalier through his sophomore season with 1,179

#### **UVA Career Scoring Leaders Through Soph. Season**

1. Bryant Stith (1989-90)	1,179
2. Jeff Lamp (1978-79)	1,126
3. Ralph Sampson (1980-81)	1,093
4. Chris Williams (1999-00)	984
<b>5. Sylvan Landesberg (2009-10)</b>	<b>930</b>
6. Harold Deane (1994-95)	924
7. Junior Burrough (1992-93)	890

### **LANDESBERG IS THE TOP SCORER:**

- Sylvan Landesberg is the top active career scoring average leader in the ACC at 16.9 ppg for his career

### **LANDESBERG A CONSISTENT SCORER:**

- Sylvan Landesberg has scored in double figures in 25 of the 27 games he has played this season
- In one of the games he was held to single digits (7 vs. NC State), he contributed a career-high nine assists
- Landesberg has scored 20 or more points nine times this season

### **MEYINSSE'S BIG GAME AGAINST DUKE:**

- Jerome Meyinsse had a career-high 21 points vs. Duke on Feb. 28
- His 21 points were more than he had his entire freshman season (17)
- His 21 points were one shy of the 22 points he scored in ACC play during his first three seasons combined

### **MEYINSSE SHINES:**

- Jerome Meyinsse has developed into a strong inside presence for the Cavaliers in ACC play
- In ACC play, he is averaging 7.5 points and 4.7 rebounds per game this season, after averaging 0.9 point and 1.0 rebound per game in ACC play over his first three seasons
- He had a career-high 21 points and tied an ACC career high with seven rebounds vs. Duke on Feb. 28
- At Boston College on Mar. 3 he had 12 points on 6-6 FGs
- Meyinsse has scored in double figures in the last three games

### **SCOTT DOUBLING IT UP:**

- Mike Scott had a double-double (20 pts, 13 rebs) at Virginia Tech on Feb. 13, his sixth of the season and his 16th career double-double
- His 16 double-doubles rank 12th in school history

### **EVANS A PROTECTOR AND THIEF:**

- Jontel Evans has 33 steals this season to just 22 turnovers
- His +11 steals-to-turnovers comparison is best in the ACC this season
- He is the only player in the ACC with a minimum of 20 steals this season to have more steals than turnovers

### **TRI-CAPTAINS NAMED:**

- The three senior members of the team, Calvin Baker, Jerome Meyinsse and Solomon Tat, were named the team's tri-captains by head coach Tony Bennett
- Bennett announced his decision to the team on Jan. 8, the day before the Cavaliers' first ACC game of the season at NC State on Jan. 9.

### **ON THE LINE**

#### **CONSECUTIVE MADE FREE THROWS**

	Current	Season High	Career High
Zeglinski	8	16	16
Spurlock	4	4	4
Jones	2	8	13
Sene	2	3	5
Evans	2	2	2
Farrakhan	1	11	19
Meyinsse	1	7	7
Tat	1	3	9
Landesberg	-	27	27
Scott	-	14	14
Baker	-	6	25
Sherrill	-	3	4

#### **VIRGINIA'S CONSECUTIVE FREE THROW STREAKS OF 10 OR MORE THIS SEASON**

Sylvan Landesberg	27 (1/9-1/18)
Sylvan Landesberg	18 (1/31-2/6)
Sammy Zeglinski	16 (11/21-1/23)
Mike Scott	14 (1/5-2/3)
Sylvan Landesberg	13 (11/16-11/24)
Sylvan Landesberg	12 (12/7-12/30)
Mustapha Farrakhan	11 (1/9-1/16)

\* active

#### **AND ONES\***

	2009-10	Career
Landesberg	9	26
Meyinsse	8	10
Farrakhan	3	4
Scott	2	8
Jones	2	8 (1)
Spurlock	2	2
Zeglinski	2 (1)	3 (1)
Tat	1	2
Baker	-	2

(#) - number of four-point plays

\* Times making a basket when fouled and making the ensuing free throw too

### **HEAD COACH TONY BENNETT**

#### **FIRST SEASON AT VIRGINIA**

Alma Mater: Wisc.-Green Bay '92  
 Hometown: Green Bay, Wisc.  
 Born: June 1, 1969



#### **CAREER RECORD**

at Virginia	14-14	1 season
at Washington State	69-33	3 seasons
CAREER	83-47	4 seasons

#### **VS. RANKED OPPONENTS (AP)**

at Virginia	3-1
at Washington State	11-13
CAREER	14-14

#### **AT VIRGINIA**

- First coach in UVa history to win his first three ACC games

#### **AT WASHINGTON STATE**

- 2007 National Coach of the Year
- Led the Cougars to the 2007 and 2008 NCAA Tournaments
- 2008 NCAA Sweet Sixteen
- Led WSU to the highest ranking in school history (No. 4)

#### **PLAYING CAREER**

- Played for his father, Dick Bennett, at UWGB
- Two-time Mid-Continent Conference Player of the Year
- Finished career as the all-time leading scorer in conference history with 2,285 points
- Still the NCAA career 3-point percentage leader at 49.7 percent
- 1992 Frances Pomeroy Naismith Award (best senior player under six-feet tall)
- 1992 GTE Academic All-American of the Year
- Played three seasons in the NBA with Charlotte Hornets (1992-95)

#### **DEFENSE SHINES AGAINST NJIT:**

- The UVA defense put up a strong performance in the 68-37 win over NJIT
- NJIT's 37 points were the fewest allowed by the Cavaliers since 1996-97 (34 vs. UMBC) and is tied for the second fewest allowed in the shot clock era
- NJIT's 13 made FGs is tied for the fourth lowest total allowed by the Cavaliers since 1953
- NJIT's 27.1% shooting (13-48) was the lowest percentage allowed by the Cavaliers since Longwood shot 25.8% (16-62) against the Cavaliers on Feb. 13, 2007

#### **SHERRILL EN FUEGO SOUTH OF THE BORDER:**

- Against Cleveland State in Cancun, junior forward Will Sherrill had his career game
- He set career highs with 18 points, seven FGs, four 3FGs, two assists, three steals and tied a career high with six rebounds
- Prior to the game, Sherrill had scored just 15 points in his career, and his career high in a game was three points

#### **CAVALIERS SHOOT WELL AGAINST LONGWOOD:**

- The Cavaliers shot 60.0% (30-50) from the field vs. Longwood
- It marked the first time Virginia shot 60.0% or higher since shooting 61.0% (36-59) against Long Island on Nov. 17, 2000

#### **JPJA RECOGNIZED:**

- John Paul Jones Arena was named the best new college basketball arena of the decade by SI.com
- The arena was recognized in Seth Davis' story about the highlights of the decade

#### **CAVALIERS 11TH IN ACC POLL:**

- Virginia was picked 11th in the ACC preseason poll of media attending ACC Operation Basketball on Oct. 25
- Duke and North Carolina tied for first in the poll, followed by Clemson, Georgia Tech, Maryland, Wake Forest, Florida State, Virginia Tech, Boston College, Miami, Virginia and NC State

#### **FIVE SIGN WITH VIRGINIA:**

- Virginia signed five players to National Letters of Intent in November for the 2010 recruiting class
- The five players are 6-4 guard K.T. Harrell of Montgomery, Ala.; 6-6 guard Joe Harris from Chelan, Wash.; 6-9 forward James Johnson of Wildomar, Calif.; 6-7 wing Akil Mitchell of Charlotte, N.C.; and 6-8 forward Will Regan of Williamsville, N.Y.

#### **UP NEXT:**

- The Cavaliers travel to Greensboro next week for the 2010 ACC Tournament
- The tournament runs Thursday-Sunday at the Greensboro Coliseum

### THE LAST TIME ...

#### **VIRGINIA INDIVIDUALS**

- **Scored 30 points:** Sylvan Landesberg (32) vs. Boston College (2/4/09)
- **Scored 40 points:** Sean Singletary (41) at Miami (3/1/08)
- **Two players with 20 points:** Mike Scott (22) and Sylvan Landesberg (20) vs. UT-Pan American (1/5/10)
- **Three players with 20 points:** Chris Williams (27), Roger Mason, Jr. (22) and Donald Hand (20) vs. Duke (1/5/00)
- **Four players with 20 points:** Chris Williams (23), Donald Hand (22), Adam Hall (21), and Travis Watson (20) vs. Georgetown (3/15/00)
- **A player with back-to-back 25-point games:** Sylvan Landesberg, 26 at Georgia Tech (12/28/08), 25 vs. Xavier (1/3/09)
- **One player scored in double figures:** Jerome Meynsse (21) vs. Duke (2/28/10)
- **Five players scored in double figures:** Sylvan Landesberg (20), Will Sherrill (18), Mike Scott (15), Mustapha Farrakhan (11), Sammy Zeglinski (10), vs. Cleveland State (11/25/09)
- **Six players scored in double figures:** Sean Singletary (27), Adrian Joseph (13), Jamil Tucker (13), Mamadi Diane (12), Calvin Baker (11), Laurynas Mikalauskas (11), vs. Maryland (3/9/08)
- **Seven players scored in double figures:** Cornel Parker (20), Junior Burrough (15), Ted Jeffries (14), Cory Alexander (13), Jason Williford (12), Yuri Barnes (11) and Doug Smith (11) vs. Clemson (1/13/93)
- **Had 15 rebounds:** Mike Scott (15) vs. Hampton (12/23/08)
- **Had 20 rebounds:** Travis Watson (20) vs. Wofford (1/2/03)
- **Had 25 rebounds:** Bob Mortell (25) vs. Washington & Lee (2/27/60)
- **Two players with 10 rebounds:** Sylvan Landesberg (11) and Mike Scott (10) at Maryland (1/20/09)
- **Three players with 10 rebounds:** Yuri Barnes (13), Jason Williford (12) and Junior Burrough (11) vs. Rice (12/4/93)
- **Double-Double:** Mike Scott (20 pts, 13 rebs) at Virginia Tech (2/13/10)
- **Two players had a double-double:** Adrian Joseph (23 pts, 11 rebs) and Mike Scott (10 pts, 13 rebs) at Penn (11/23/07)
- **Three players had a double-double:** Jason Williford (10 pts, 15 rebs), Ted Jeffries (23 pts, 10 rebs), and Cornel Parker (11 pts, 11 rebs) at William & Mary (1/25/93)
- **Double-Double with points and assists:** Sean Singletary (22 pts, 10 assts) vs. Old Dominion (3/24/08)
- **Triple-Double:** Ralph Sampson (15 pts, 22 rebs, 10 blks) vs. Old Dominion (12/29/79)
- **Four Double-Doubles in a row:** Travis Watson (29 pts, 12 rebs) at NC State (2/6/02), (20 pts, 10 rebs) vs. Clemson (2/10/02), (17 pts, 10 rebs) vs. UNC (2/12/02), (13 pts, 12 rebs) at Wake (2/17/02)
- **20 points and 20 rebounds:** Travis Watson (21 pts, 20 rebs) vs. Wofford (1/2/03)
- **10 assists:** Sean Singletary (10) vs. Old Dominion (3/24/08)
- **5 Blocked Shots:** Assane Sene (5) vs. Hampton (12/23/09)
- **5 Steals:** Sammy Zeglinski (5) vs. Florida State (1/24/09)
- **Led UVA in Points, Rebounds and Assists:** Sylvan Landesberg (22 pts, 6 rebs, 5 assts) vs. Georgia Tech (1/13/10)
- **Hit a last second shot to win a game:** Sean Singletary vs. Duke (2/1/07) [jumper with one second in OT]; J.R. Reynolds vs. Loyola Marymount (12/23/04) [layup with 1.5 seconds in regulation]
- **Played every minute:** Sylvan Landesberg (45) vs. Clemson (2/15/09)
- **Played 40 or more minutes:** Sammy Zeglinski (40) and Mike Scott (40) vs. Virginia Tech (1/28/10)

#### **VIRGINIA TEAM**

- **Won in Overtime:** vs. Clemson, 85-81 (2/15/09)
- **Lost in Overtime:** vs. Wake Forest, 61-64 (2/6/10)
- **Played Two Overtimes:** vs. Maryland, L 89-92 (2/19/05)
- **Played Three Overtimes:** vs. Georgetown, L 111-115 (3/15/00)
- **Shot 70 percent for a Half:** 72.2% (13-18) vs. Wake Forest 2nd Half (2/24/96)
- **Shot 60 percent in a Game:** 60.0% (30-50) vs. Longwood (11/13/09)
- **Shot less than 30 percent in a Game:** 27.9% (17-61) vs. North Carolina (3/10/06)
- **Shot 90 percent from the free throw line:** 90.9% (20-22) at Maryland (2/15/10)
- **Shot 50 percent from 3-point line:** 58.3% (7-12) vs. UT-Pan American (1/5/10)
- **Shot less than 30 percent in a half:** 21.4% (6-28) in 2nd Half vs. Wake Forest (2/6/10)
- **Shot less than 20 percent in a half:** 13.6% (3-22) in 1st Half vs. Florida State (1/24/09)
- **Shot 55 percent or better and lost:** 56.9% (29-51) vs. Duke (3/14/03)
- **Attempted 50 FTs:** 52 (made 34) vs. Howard (12/12/94)
- **Made 30 FTs:** 31 (36 att.) vs. Tennessee (3/18/07)
- **Made 10 3-pt FGs:** 10 at Miami (2/23/10)
- **Failed to make a 3-pt FG:** at Georgia Tech (12/4/05)
- **Had 50 rebounds:** 50 vs. North Carolina (1/15/09)
- **Had 25 assists:** 27 vs. Howard (11/21/01)
- **Had 15 steals:** 16 vs. NC State (2/24/08)
- **Had 10 blocks:** 10 at Virginia Tech (1/10/09)
- **Scored 50 pts in a half:** 50 vs. Liberty, 2nd half (11/25/08)
- **Scored 60 pts in a half:** 60 vs. Gonzaga, 1st half (1/3/07)
- **Scored 70 pts in a half:** 70 vs. Coastal Carolina, 2nd half (11/20/00)
- **Scored 100 pts (ACC):** 103 vs. Maryland (1/16/07)
- **Scored 100 pts (non-conf):** 107 vs. VMI (11/16/08)
- **Scored under 20 pts in 1st half:** 15 at Wake (1/23/10)
- **Scored under 20 pts in 2nd half:** 12 vs. UNC (2/11/98)
- **Scored under 50 pts in a game:** 49 vs. Duke (2/28/10)

#### **OPPONENT INDIVIDUALS**

- **Scored 30 points:** Greivis Vasquez (30), Maryland (2/15/10)
- **Scored 35 points:** J.J. Redick (40), Duke (1/28/06)
- **Scored 40 points:** J.J. Redick (40), Duke (1/28/06)
- **Scored 50 points:** Len Chappell (50), Wake (2/12/62)
- **Two players with 20 points:** Kyle Singler (21) and Jon Scheyer (20), Duke (2/28/10)
- **Three players with 20 points:** Seth Curry (26), Kyle Ohman (26), Anthony Smith (21), Liberty (11/25/08)
- **Two players with 30 points:** Trevor Powell (31) and Tony Smith (31), Marquette (2/3/90)
- **Five players scored in double figures:** Zachery Peacock (19), Iman Shumpert (15), Derrick Favors (12), Gani Lawal (12), Mfon Udofia (10), Georgia Tech (1/13/10)
- **Six players scored in double figures:** Chris Paul (21), Justin Gray (17), Eric Williams (15), Jamaal Levy (12), Taron Downey (11) and Vyatas Danelius (10), Wake Forest (1/2/05)
- **Seven players scored in double figures:** Stanley Burrell (15), Drew Lavender (13), C.J. Anderson (12), B.J. Raymond (12), Josh Duncan (11), Charles Bronson (11), and Jason Love (10), at Xavier (1/3/08)
- **Double-Double:** Julian Gamble (13 pts, 12 rebs), at Miami (2/23/10)
- **Double-Double with points and assists:** Eric Hayes (10 pts, 11 assts), at Maryland (1/20/09)

- **Two players had a double-double:** Donte Green (20 pts, 10 rebs) and Paul Harris (10 pts, 14 rebs), Syracuse (12/5/07)
- **Had 15 rebounds:** Trevor Booker (15), at Clemson (3/3/09)
- **Had 20 rebounds:** Tim Duncan (23), Wake (2/22/97)
- **Had 10 assists:** Eric Hayes (11), at Maryland (1/20/09)
- **5 Blocked Shots:** Michael Freeman (5), Hampton (12/23/08)
- **5 Steals:** Jon Scheyer (5), Duke (2/28/10)
- **Hit a last second shot to win a game:** Deron Washington of Virginia Tech (1/16/08) [0.0 seconds in overtime]

#### **OPPONENT TEAM**

- **Shot less than 30 percent in a Game:** 27.1% (13-48) NJIT (12/21/09)
- **Shot less than 30 percent in a Game (ACC):** 29.0% (20-69), Wake Forest (2/24/96)
- **Shot 60 percent in a Game:** 63.8% (37-58), at Xavier (1/3/08)
- **Shot 55 percent or better and lost:** 55.3% (26-47), Cleveland State (11/25/09)
- **Scored 100 pts:** 108, at Xavier (1/3/08)
- **Scored 60 pts in a half:** 60, at Miami, 2nd half (3/1/08)
- **Scored under 20 pts in 1st half:** 19, NJIT (12/21/09)
- **Scored under 20 pts in 2nd half:** 19, NC State (2/3/10)
- **Scored under 50 pts in a game:** 47, NC State (2/3/10)
- **Had 25 assists:** 27, at Xavier (1/3/08)
- **Had 15 steals:** 15, VMI (11/16/08)
- **Had 10 blocks:** 10 vs. North Carolina (1/15/09)
- **Failed to make a 3-pt FG:** vs. Arizona State (11/27/99)

### JOHN PAUL JONES ARENA RECORDS

#### **VIRGINIA PLAYERS**

**Points:** 40, J.R. Reynolds vs. Wake Forest, 1/21/07  
**Most 1st Half Points:** 23, Sean Singletary vs. Virginia Tech, 1/16/08  
**Most 2nd Half Points:** 26, Sylvan Landesberg vs. Boston College, 2/4/09  
**Rebounds:** 18, Mike Scott vs. VMI, 11/16/08  
**Field Goals:** 13, Sylvan Landesberg vs. Boston College, 2/4/09  
**Field Goal Attempts:** 23, Sylvan Landesberg vs. Boston College, 2/4/09  
**Field Goal Pct.:** 1.000 (6-6), Sammy Zeglinski vs. Clemson, 2/15/09  
**3-Point Field Goals:** 7, Sean Singletary vs. Gonzaga, 1/3/07  
**3-Point FG Attempts:** 12, Sean Singletary vs. Gonzaga, 1/3/07  
**3-Point FG Pct.:** 1.000 (3-3), Sammy Zeglinski vs. Georgia Tech, 2/24/07  
**Free Throws Made:** 14, Sean Singletary vs. Hampton, 12/16/06  
**Free Throw Attempts:** 14, Sylvan Landesberg vs. Florida State, 1/24/09  
**FT Pct.:** 1.000 (14-14), Sylvan Landesberg vs. Hampton, 12/16/06  
**Assists:** 10, three times by Sean Singletary last vs. Old Dominion, 3/24/08  
**Steals:** 7, Sean Singletary vs. NC State, 2/24/08  
**Blocks:** 5, Assane Sene vs. Hampton, 12/23/09

#### **VIRGINIA TEAM**

**Most Points:** 108 vs. Gonzaga, 1/3/07  
**Fewest Points:** 49 vs. Duke, 2/28/10  
**Most 1st Half:** 60 vs. Gonzaga, 1/3/07  
**Fewest 1st Half:** 16 vs. Florida State, 1/24/09  
**Most 2nd Half:** 57 vs. Arizona, 11/12/06  
**Fewest 2nd Half:** 21 vs. Wake Forest, 2/6/10  
**Rebounds:** 54 vs. UMES, 11/26/06  
**Field Goals:** 43 vs. VMI, 11/16/08  
**Field Goal Attps.:** 82 vs. UNC, 1/15/09  
**Field Goal Pct.:** .600 (30-50) vs. Longwood, 11/13/09  
**3-Pt. FG:** 18 vs. Gonzaga, 1/3/07  
**3-Pt. FG Attempts:** 36 vs. Georgia Tech, 1/27/08  
**3-Point FG Pct.:** .625 (10-16) vs. Virginia Tech, 3/1/07  
**Free Throws:** 39 vs. Maryland, 1/16/07  
**FT Attempted:** 49 vs. Maryland, 1/16/07  
**Free Throw Pct.:** 1.000 (8-8) vs. Wake Forest, 2/28/09  
**Assists:** 24 vs. Howard, 11/14/07  
**Steals:** 24 vs. VMI, 11/16/08  
**Blocks:** 16 vs. NC State, 2/24/08  
**Most Turnovers:** 12 vs. Longwood, 2/13/07  
**Fewest Turnovers:** 21 vs. Longwood, 12/7/07  
**Most Turnovers:** 21 vs. Hampton, 12/19/07  
**Fewest Turnovers:** 6 vs. Boston Coll., 1/19/08

#### **OPPONENT PLAYERS**

**Points:** 32, K.C. Rivers Clemson, 2/7/08  
**Most 1st Half Points:** 32, Talor Battle Penn State, 11/30/09  
**Most 2nd Half Points:** 17, four times Last by Elijah Millsap UAB, 12/30/09  
**Rebounds:** 28, Talor Battle Penn State, 11/30/09  
**Field Goals:** 16, Al Thornton Florida State, 2/17/07  
**Field Goal Attempts:** 13, Elijah Millsap UAB, 12/30/09  
**Field Goal Pct.:** 24, Malcolm Delaney Virginia Tech, 1/28/10  
**3-Point Field Goals:** .875 (7-8), Ahmed Grant UNC Wilmington, (1/18/10)  
**3-Pt. FG Attempts:** 8, K.C. Rivers Clemson, 2/7/08  
**3-Pt. FG Pct.:** 12, Jeremy Crouch Bradley, 3/26/08  
**Free Throws Made:** 1.000 (3-3), Ty Lawson North Carolina, 1/15/09  
**FT Attempted:** 1.000 (3-3), Dorenzo Hudson Virginia Tech, 1/28/10  
**FT Pct.:** 15, Tyler Hansbrough North Carolina, 1/15/09  
**Assists:** 17, Tyler Hansbrough North Carolina, 1/15/09  
**Steals:** 1.000 (8-8), Tyrese Rice Boston College, 2/4/09  
**Blocks:** 11, Cliff Hammonds Clemson, 2/7/08  
**Steals:** 5, Jon Scheyer Duke, 2/28/10  
**Blocks:** 6, Eric Hall Radford, 11/21/08

#### **OPPONENT TEAM**

**Most Points:** 97, VMI, 11/16/08  
**Fewest Points:** 37, NJIT, 12/21/09  
**Most 1st Half:** 50, North Carolina, 1/15/09  
**Fewest 1st Half:** 18, NC State, 2/24/08  
**Most 2nd Half:** 61, Gonzaga, 1/3/07  
**Fewest 2nd Half:** 18, NJIT, 12/21/09  
**Rebounds:** 47, Virginia Tech, 1/16/08  
**Field Goals:** 37, VMI, 11/16/08  
**Field Goal Attps.:** 79, VMI, 11/16/08  
**Field Goal Pct.:** .566 (30-53) Liberty, 11/25/08  
**3-Pt. FG:** 16, Clemson, 2/7/08  
**3-Pt. FG Attempts:** 39, Hartford, 12/30/07  
**3-Point FG Pct.:** .615 (16-26) Clemson, (2/7/08)  
**Free Throws:** 26, Boston College, 2/4/09  
**FT Attempted:** 31, Boston College, 2/4/09  
**Free Throw Pct.:** .944 (17-18) American, 12/28/06  
**Assists:** 22, Clemson, 2/7/08  
**Steals:** 15, VMI, 11/16/08  
**Blocks:** 10, Radford, 11/21/08  
**Most Turnovers:** North Carolina, 1/15/09  
**Fewest Turnovers:** 25, NC State, 2/24/08  
**Most Turnovers:** 6, Miami, 2/3/07

#### **RECORD AT JPJA**

2006-07 to present 70 games..... 49-21

#### **LONGEST WIN STREAK**

**12 games**  
from 1/16/07 vs. Maryland through 11/27/07 vs. Northwestern

#### **LONGEST LOSING STREAK**

**3 games**  
from 1/27/08 vs. Georgia Tech through 2/12/08 vs. North Carolina

from 1/15/09 vs. North Carolina through 2/4/09 vs. Boston College

from 2/6/10 vs. Wake Forest through 2/28/10 vs. Duke (present)

#### **MISCELLANEOUS**

**Biggest Comeback:** 19 points vs. Arizona, 11/12/06  
**Biggest Lead Given up in a Loss:** 14 points vs. Bradley, 3/26/08  
**Largest Lead:** 45 points vs. Northwestern, 11/27/07  
**Biggest Deficit:** 38 points vs. Clemson, 2/7/08  
**Largest Margin of Victory:** 42 points, vs. Northwestern, 11/27/07  
**Largest Margin of Defeat:** 31 points, vs. Clemson, 2/7/08  
**Overtime Games (Record):** 6 (2-4)  
 Last: 61-64 loss vs. Wake Forest, 2/6/10





# CALVIN BAKER

# #4

Senior • Guard • 6-2 • 190 • Newport News, Va. • Woodside

## 2009-10 SEASON:

- Team Tri-Captain
- Missed season opener after having arthroscopic surgery on Oct. 27 to remove a loose piece of cartilage in his right knee.
- Made season debut at USF and had five points
- Had eight points vs. Rider
- Had nine points vs. NJIT in his first start of the season
- Had five points and a season-high four assists vs. Hampton
- Had eight points and six assists vs. #24 UAB
- Had five points and tied a career high with seven assists vs. UTPA
- Had five points vs. Florida State

## SINGLE GAME BESTS (at Virginia)

### POINTS

Season: 9 vs. NJIT (12/21/09)  
 Career: 18 at Clemson (3/3/09)  
 ACC: 18 at Clemson (3/3/09)

### REBOUNDS

Season: 3 vs. UT-Pan American (1/5/10)  
 Career: 8 vs. Howard (11/14/07)  
 ACC: 7 at Georgia Tech (3/3/08)

### FG MADE

Season: 4 vs. NJIT (12/21/09)  
 Career: 7 on three occasions  
 ACC: 7 on three occasions

### FG ATTEMPTS

Season: 8 vs. NJIT (12/21/09), vs. UAB (12/30/09)  
 Career: 15 vs. Duke (3/5/08)  
 ACC: 15 vs. Duke (3/5/08)

### 3 PT FG MADE

Season: 1 on eight occasions  
 Career: 4 vs. Northwestern (11/27/07)  
 ACC: 3 on three occasions

### 3 PT FG ATTEMPTS

Season: 5 vs. UAB (12/30/09)  
 Career: 7 vs. Syracuse (12/5/07), vs. Ga Tech (1/27/08)  
 ACC: 7 vs. Georgia Tech (1/27/08)

### FT MADE

Season: 4 vs. Rider (11/19/09)  
 Career: 6 vs. Virginia Tech (2/18/09)  
 ACC: 6 vs. Virginia Tech (2/18/09)

### FT ATTEMPTS

Season: 4 vs. Rider (11/19/09), vs. Miami (1/16/10)  
 Career: 6 on four occasions  
 ACC: 6 on three occasions

### ASSISTS

Season: 7 vs. UT-Pan American (1/5/10)  
 Career: 7 vs. VMI (11/16/08), vs. UTPA (1/5/10)  
 ACC: 6 vs. Maryland (3/7/09)

### TURNOVERS

Season: 3 at UNC (1/31/10), vs. FSU (2/17/10)  
 Career: 5 on five occasions  
 ACC: 5 on four occasions

### BLOCKS

Season: --  
 Career: 2 vs. UNC (2/12/08), vs. BC (2/4/09)  
 ACC: 2 vs. UNC (2/12/08), vs. BC (2/4/09)

### STEALS

Season: 1 on 10 occasions  
 Career: 4 on three occasions  
 ACC: 4 at Georgia Tech (3/3/08)

### MINUTES


Season: 27 at Miami (2/23/10)  
 Career: 35 at Clemson (3/3/09)  
 ACC: 35 at Clemson (3/3/09)

## 2009-10 GAME-BY-GAME:

Opponent	GP-GS	FG-FGA	3FG-3FGA	FT-FTA	Off-Def	Total	A	TO	Blk	Stl	PF	Min	Pts
Longwood	DNP												
at USF	1-0	2-4	1-1	0-0	1-1	2	1	0	0	0	2	15	5
Rider	2-0	2-5	0-1	4-4	0-2	2	2	2	0	1	2	18	8
Oral Roberts	3-0	1-5	0-2	2-2	0-0	0	2	0	0	1	0	18	4
vs. Stanford	4-0	0-3	0-1	1-2	0-1	1	1	1	0	1	2	18	1
vs. Cleveland St	5-0	0-2	0-0	0-1	0-0	0	1	0	0	0	0	9	0
Penn State	6-0	1-3	0-0	0-0	0-1	1	2	0	0	1	3	20	2
at Auburn	7-0	1-3	0-2	0-0	1-0	1	1	1	0	0	2	10	2
NJIT	8-1	4-8	1-2	0-0	0-2	2	1	1	0	1	1	22	9
Hampton	9-2	2-4	1-2	0-0	2-0	2	4	0	0	0	0	18	5
UAB	10-3	3-8	1-5	1-2	0-2	2	6	2	0	1	2	24	8
UTPA	11-4	2-4	1-2	0-0	0-3	3	7	1	0	1	0	26	5
at NC State	12-5	1-4	0-2	0-0	1-1	2	3	0	0	0	1	15	2
Georgia Tech	13-6	1-2	0-0	0-0	0-1	1	0	2	0	0	1	11	2
Miami	14-6	1-2	0-1	2-4	0-1	1	2	0	0	0	1	15	4
UNCW	15-6	0-2	0-1	0-0	1-0	1	1	0	0	1	0	7	0
at Wake	DNP												
Virginia Tech	DNP												
at UNC	16-6	1-2	1-1	0-0	1-0	1	1	3	0	0	1	18	3
NC State	17-6	2-6	1-2	0-1	0-0	0	1	1	0	0	2	23	5
Wake	18-6	0-3	0-2	0-0	0-1	1	3	0	0	0	0	15	0
at Va Tech	19-6	1-4	0-2	0-0	0-2	2	1	1	0	1	3	21	2
at Maryland	20-6	1-4	0-2	0-0	0-1	1	1	0	0	0	1	12	2
Florida State	21-7	2-2	1-1	0-0	0-2	2	0	3	0	0	0	20	5
at Clemson	22-7	0-1	0-0	0-0	0-0	0	0	0	0	0	0	3	0
at Miami	23-8	1-6	0-2	0-0	1-1	2	3	1	0	1	0	27	2
Duke	24-9	0-2	0-0	0-0	0-0	0	1	1	0	0	0	10	0
at Boston Coll	DNP												

## CAREER STATISTICS (at Virginia)

Year	G-GS	Min-Avg.	FG-FGA	Pct.	3FG-3FGA	Pct.	FT-FTA	Pct.	Off-Def.	Reb-Avg.	PF-DQ	Ast	TO	Blk	Stl	Pts-Avg
2006-07	Did not play after transferring															
ACC																
2007-08	33-8	835-25.3	103-247	.417	41-110	.373	37-55	.673	19-67	86-2.6	62-0	79	57	5	29	284-8.6
ACC	16-8	448-28.0	55-133	.414	20-53	.377	24-32	.750	9-37	46-2.9	30-0	34	29	4	19	154-9.6
2008-09	28-22	697-24.9	83-212	.392	21-71	.296	48-55	.873	7-56	63-2.3	57-3	78	70	5	32	235-8.4
ACC	16-11	411-25.7	53-122	.434	15-39	.385	28-30	.933	5-26	31-1.9	33-0	39	43	4	18	149-9.3
2009-10	24-9	396-16.5	29-89	.326	8-34	.235	10-16	.625	8-22	30-1.3	24-0	45	20	0	10	76-3.2
ACC	12-5	190-15.8	11-38	.289	3-15	.200	2-5	.400	3-10	13-1.1	10-0	16	12	0	2	27-2.3
<b>CAREER</b>	<b>85-39</b>	<b>1928-22.7</b>	<b>215-548</b>	<b>.392</b>	<b>70-215</b>	<b>.326</b>	<b>95-126</b>	<b>.754</b>	<b>34-145</b>	<b>179-2.1</b>	<b>143-3</b>	<b>202</b>	<b>147</b>	<b>10</b>	<b>71</b>	<b>595-7.0</b>
ACC	44-24	1049-23.8	119-293	.406	38-107	.355	54-67	.806	17-73	90-2.0	73-0	89	84	8	39	330-7.5



# JONTEL EVANS

#1

Freshman • Guard • 5-11 • 185 • Hampton, Va. • Bethel

## 2009-10 SEASON:

- Made collegiate debut vs. Longwood and had four points
- Had two assists vs. Rider
- Had four points, five assists and three steals at Auburn
- Had seven points, five rebounds and three assists vs. NJIT
- Had four points and three assists vs. Hampton
- Had nine points (career high), three assists and two steals vs. #24 UAB
- Had five points, three assists and two steals vs. UTPA
- Had three assists vs. #20 Georgia Tech
- Made first career start vs. #23 Miami at JPJA and had four points, seven rebounds (career high) and four assists
- Had four points, three assists and three steals vs. UNC Wilmington
- Had four points and a career-high six assists at North Carolina in a career-high 31 minutes
- Had an ACC career-high six points at Maryland
- Had five points and three steals vs. #5 Duke
- Has 46 assists, 31 steals and just 14 turnovers in the last 21 games

## SINGLE GAME BESTS

### POINTS

Season: 9 vs. UAB (12/30/09)  
 Career: 9 vs. UAB (12/30/09)  
 ACC: 6 at Maryland (2/15/10)

### REBOUNDS

Season: 7 vs. Miami (1/16/10)  
 Career: 7 vs. Miami (1/16/10)  
 ACC: 7 vs. Miami (1/16/10)

### FG MADE

Season: 3 on three occasions  
 Career: 3 on three occasions  
 ACC: 3 at Maryland (2/15/10)

### FG ATTEMPTS

Season: 6 vs. WF (2/6/10), at Md. (2/15/10)  
 Career: 6 vs. WF (2/6/10), at Md. (2/15/10)  
 ACC: 6 vs. WF (2/6/10), at Md. (2/15/10)

### 3 PT FG MADE

Season: 1 vs. UAB (12/30/09), vs. UTPA (1/5/10)  
 Career: 1 vs. UAB (12/30/09), vs. UTPA (1/5/10)  
 ACC: --

### 3 PT FG ATTEMPTS

Season: 2 on three occasions  
 Career: 2 on three occasions  
 ACC: 2 vs. GT (1/13/10), at Wake (1/23/10)

### FT MADE

Season: 3 vs. Duke (2/28/10)  
 Career: 3 vs. Duke (2/28/10)  
 ACC: 3 vs. Duke (2/28/10)

### FT ATTEMPTS

Season: 4 vs. Duke (2/28/10)  
 Career: 4 vs. Duke (2/28/10)  
 ACC: 4 vs. Duke (2/28/10)

### ASSISTS

Season: 6 at North Carolina (1/31/10)  
 Career: 6 at North Carolina (1/31/10)  
 ACC: 6 at North Carolina (1/31/10)

### TURNOVERS

Season: 4 at USF (11/16/09), at UNC (1/31/10)  
 Career: 4 at USF (11/16/09), at UNC (1/31/10)  
 ACC: 4 at North Carolina (1/31/10)

### BLOCKS

Season: 1 vs. Duke (2/28/10)  
 Career: 1 vs. Duke (2/28/10)  
 ACC: 1 vs. Duke (2/28/10)

### STEALS

Season: 3 on four occasions  
 Career: 3 on four occasions  
 ACC: 3 at Clemson (2/20/10), vs. Duke (2/28/10)

### MINUTES


Season: 31 at North Carolina (1/31/10)  
 Career: 31 at North Carolina (1/31/10)  
 ACC: 31 at North Carolina (1/31/10)

## 2009-10 GAME-BY-GAME:

Opponent	GP-GS	FG-FGA	3FG-3FGA	FT-FTA	Off-Def	Total	A	TO	Blk	Stl	PF	Min	Pts
Longwood	1-0	2-2	0-0	0-0	0-2	2	1	3	0	1	3	20	4
at USF	2-0	1-1	0-0	0-0	0-0	0	0	4	0	1	1	13	2
Rider	3-0	0-0	0-0	0-0	0-1	1	2	1	0	0	0	11	0
Oral Roberts	4-0	0-0	0-0	0-0	0-0	0	0	0	0	0	0	1	0
vs. Stanford	5-0	0-1	0-1	0-0	0-0	0	0	0	0	0	0	6	0
vs. Cleveland St	6-0	0-0	0-0	0-0	0-0	0	0	0	0	0	0	0+	0
Penn State	7-0	0-0	0-0	0-0	0-0	0	0	0	0	0	4	1	0
at Auburn	8-0	2-5	0-0	0-0	0-2	2	5	0	0	3	3	18	4
NJIT	9-0	3-4	0-0	1-2	0-5	5	3	0	0	2	1	23	7
Hampton	10-0	2-2	0-0	0-0	0-3	3	3	3	0	0	1	17	4
UAB	11-0	3-4	1-1	2-2	0-0	0	3	0	0	2	2	21	9
UTPA	12-0	2-3	1-2	0-0	0-1	1	3	1	0	2	1	21	5
at NC State	13-0	1-3	0-1	0-0	0-1	1	2	1	0	2	2	10	2
Georgia Tech	14-0	0-4	0-2	0-0	0-0	0	3	0	0	0	0	12	0
Miami	15-1	2-5	0-0	0-0	0-7	7	4	0	0	1	2	24	4
UNCW	16-2	2-4	0-1	0-0	0-2	2	3	0	0	3	1	30	4
at Wake	17-3	2-4	0-2	0-0	0-1	1	2	0	0	2	5	28	4
Virginia Tech	18-4	0-3	0-0	0-0	0-1	1	1	2	0	1	4	16	0
at UNC	19-5	2-4	0-1	0-0	0-2	2	6	4	0	0	2	31	4
NC State	20-6	0-0	0-0	0-2	0-0	0	0	0	0	0	2	8	0
Wake	21-7	1-6	0-0	1-2	1-0	1	2	0	0	2	4	25	3
at Va Tech	22-8	0-3	0-0	1-2	0-1	1	3	1	0	0	2	16	1
at Maryland	23-9	3-6	0-0	0-0	0-1	1	1	0	0	2	1	14	6
Florida State	24-9	0-2	0-1	0-0	0-0	0	0	0	0	1	2	8	0
at Clemson	25-10	1-4	0-0	1-2	1-0	1	0	1	0	3	2	26	3
at Miami	26-10	0-1	0-0	0-0	2-0	2	0	0	0	1	1	3	0
Duke	27-10	1-3	0-0	3-4	0-1	1	1	1	1	3	2	24	5
at Boston Coll	28-11	0-2	0-0	0-0	1-3	4	1	0	0	1	3	20	0

## CAREER STATISTICS

Year	G-GS	Min-Avg.	FG-FGA	Pct.	3FG-3FGA	Pct.	FT-FTA	Pct.	Off-Def.	Reb-Avg.	PF-DQ	Ast	TO	Blk	Stl	Pts-Avg
2009-10	28-11	447-16.0	30-76	.395	2-12	.167	9-16	.563	5-34	39-1.4	51-1	49	22	1	33	71-2.5
ACC	15-10	265-17.7	13-50	.260	0-7	.000	6-12	.500	5-18	23-1.5	34-1	26	10	1	19	32-2.1
CAREER	28-11	447-16.0	30-76	.395	2-12	.167	9-16	.563	5-34	39-1.4	51-1	49	22	1	33	71-2.5
ACC	15-10	265-17.7	13-50	.260	0-7	.000	6-12	.500	5-18	23-1.5	34-1	26	10	1	19	32-2.1



# MUSTAPHA FARRAKHAN

# #2

Junior • Guard • 6-4 • 175 • Harvey, Ill. • Thornton Township

## 2009-10 SEASON:

- Tied career highs with 17 points and four assists and set a career high with five rebounds vs. Longwood
- Had eight points vs. Rider
- Had 13 points and tied a career high with four assists vs. Oral Roberts
- Had 11 points in a career-high 33 minutes vs. Cleveland State in Cancun
- Had 10 points and two assists vs. Hampton
- Had 10 points, two assists and tied a career high with two blocks vs. #24 UAB
- Had 15 points, matched a career high with four assists and had a career-high three steals vs. #20 Georgia Tech
- Had 13 points (4-5 FG) vs. #23 Miami at JPJA
- Had 10 points and three rebounds at Wake Forest
- Had 11 points and three rebounds vs. NC State at JPJA
- Had eight points and tied a career high with four assists at Boston College

## SINGLE GAME BESTS

### POINTS

Season: 17 vs. Longwood (11/13/09)  
 Career: 17 at VT (1/10/09), vs. Longwood (11/13/09)  
 ACC: 17 at Virginia Tech (1/10/09)

### REBOUNDS

Season: 5 vs. Longwood (11/13/09)  
 Career: 5 vs. Longwood (11/13/09)  
 ACC: 4 at Maryland (1/30/08)

### FG MADE

Season: 5 vs. Longwood (11/13/09)  
 Career: 5 at VT (1/10/09), vs. Longwood (11/13/09)  
 ACC: 5 at Virginia Tech (1/10/09)

### FG ATTEMPTS

Season: 11 at WF (1/23/10), vs. Duke (2/28/10)  
 Career: 15 vs. North Carolina (1/15/09)  
 ACC: 15 vs. North Carolina (1/15/09)

### 3 PT FG MADE

Season: 3 vs. Cleveland State (11/25/09)  
 Career: 4 at Virginia Tech (1/10/09)  
 ACC: 4 at Virginia Tech (1/10/09)

### 3 PT FG ATTEMPTS

Season: 5 vs. Rider (11/19/09), vs. Cleveland St (11/25/09)  
 Career: 7 vs. North Carolina (1/15/09)  
 ACC: 7 vs. North Carolina (1/15/09)

### FT MADE

Season: 6 vs. Longwood (11/13/09), vs. GT (1/13/10)  
 Career: 6 vs. Longwood (11/13/09), vs. GT (1/13/10)  
 ACC: 6 vs. Georgia Tech (1/13/10)

### FT ATTEMPTS

Season: 6 on three occasions  
 Career: 6 on three occasions  
 ACC: 6 vs. GT (1/13/10), vs. Miami (1/16/10)

### ASSISTS

Season: 4 on four occasions  
 Career: 4 on five occasions  
 ACC: 4 on three occasions

### TURNOVERS

Season: 4 vs. Cleveland State (11/25/09)  
 Career: 4 vs. BC (3/12/09), vs. Cleveland St (11/25/09)  
 ACC: 3 vs. Duke (2/28/10)

### BLOCKS

Season: 2 vs. UAB (12/30/09), vs. VT (1/28/10)  
 Career: 2 on three occasions  
 ACC: 2 vs. UNC (1/15/09), vs. VT (1/28/10)

### STEALS

Season: 3 vs. Georgia Tech (1/13/10)  
 Career: 3 vs. Georgia Tech (1/13/10)  
 ACC: 3 vs. Georgia Tech (1/13/10)

### MINUTES


Season: 33 vs. Cleveland State (11/25/09)  
 Career: 33 vs. Cleveland State (11/25/09)  
 ACC: 29 at Boston College (3/3/10)

## 2009-10 GAME-BY-GAME:

Opponent	GP-GS	FG-FGA	3FG-3FGA	FT-FTA	Off-Def	Total	A	TO	Blk	Stl	PF	Min	Pts
Longwood	1-1	5-8	1-4	6-6	0-5	5	4	3	0	1	2	31	17
at USF	2-2	1-9	0-2	1-1	0-1	1	2	1	0	0	1	29	3
Rider	3-3	2-6	2-5	2-2	0-1	1	2	1	0	1	1	22	8
Oral Roberts	4-4	4-8	2-3	3-4	1-1	2	4	2	0	1	0	32	13
vs. Stanford	5-4	0-2	0-2	3-4	1-0	1	1	3	0	1	2	11	3
vs. Cleveland St	6-5	4-7	3-5	0-0	0-1	1	2	4	1	0	1	33	11
Penn State	7-6	2-6	1-1	0-0	0-0	0	2	1	0	0	3	24	5
at Auburn	8-7	0-3	0-2	0-0	1-0	1	1	2	0	0	2	9	0
NJIT	9-7	0-5	0-1	0-0	0-2	2	2	0	0	0	0	16	0
Hampton	10-7	3-5	2-2	2-2	1-0	1	2	0	0	0	1	16	10
UAB	11-7	3-5	2-3	2-2	0-2	2	2	0	2	1	0	21	10
UTPA	12-7	0-2	0-0	0-0	0-2	2	1	0	0	0	2	16	0
at NC State	13-7	0-4	0-3	3-4	0-3	3	1	2	0	1	2	21	3
Georgia Tech	14-7	4-8	1-2	6-6	1-0	1	4	0	0	3	0	23	15
Miami	15-7	4-5	1-1	4-6	0-3	3	2	2	1	0	2	19	13
UNCW	16-7	0-4	0-1	3-4	1-1	2	0	2	0	1	0	12	3
at Wake	17-7	4-11	1-3	1-4	2-1	3	2	2	0	1	3	22	10
Virginia Tech	18-7	1-3	0-1	0-0	0-3	3	0	1	2	0	0	15	2
at UNC	19-7	0-3	0-3	0-0	0-1	1	1	1	0	0	2	9	0
NC State	20-7	4-6	2-3	1-1	1-2	3	1	1	0	0	0	21	11
Wake	21-7	3-7	1-4	0-0	1-0	1	2	1	0	0	0	28	7
at Va Tech	22-7	0-2	0-0	0-0	0-0	0	0	1	0	0	0	10	0
at Maryland	23-7	1-4	0-1	2-2	0-2	2	1	2	1	1	2	15	4
Florida State	24-7	1-3	1-2	1-2	0-0	0	1	0	0	0	0	14	4
at Clemson	25-7	0-3	0-3	0-0	0-0	0	2	2	0	0	1	11	0
at Miami	DNP												
Duke	26-7	3-11	1-3	0-0	2-0	2	0	3	0	0	1	27	7
at Boston Coll	27-7	3-6	1-1	1-3	0-1	1	4	0	0	0	1	29	8

## CAREER STATISTICS

Year	G-GS	Min-Avg.	FG-FGA	Pct.	3FG-3FGA	Pct.	FT-FTA	Pct.	Off-Def.	Reb-Avg.	PF-DQ	Ast	TO	Blk	Stl	Pts-Avg
2007-08	19-0	115-6.1	7-38	.184	2-16	.125	1-5	.200	4-11	15-0.8	9-0	5	12	0	2	17-0.9
ACC	6-0	43-7.2	1-13	.077	1-7	.143	1-3	.333	2-4	6-1.0	3-0	1	3	0	0	4-0.7
2008-09	23-2	239-10.4	33-95	.347	14-41	.341	18-20	.900	4-12	16-0.7	28-1	14	21	2	4	98-4.3
ACC	12-0	135-11.3	17-54	.315	8-26	.308	9-9	1.000	2-6	8-0.7	16-1	8	9	2	2	51-4.3
2009-10	27-7	536-19.9	52-146	.356	22-61	.361	41-53	.774	12-32	44-1.6	29-0	46	37	7	12	167-6.2
ACC	14-0	264-18.9	28-76	.368	9-30	.300	19-28	.679	7-16	23-1.6	14-0	21	18	4	6	84-6.0
CAREER	69-9	890-12.9	92-279	.330	38-118	.322	60-78	.769	20-55	75-1.1	66-1	65	70	9	18	282-4.1
ACC	32-0	442-13.8	46-143	.322	18-63	.286	29-40	.725	11-26	37-1.2	33-1	30	30	6	8	139-4.3



# JEFF JONES

# #23

Junior • Guard • 6-4 • 190 • Chester, Pa. • Monsignor Bonner

## 2009-10 SEASON:

- Had 10 points in season opener vs. Longwood
- Had seven points and five rebounds at USF
- Had 11 points vs. Rider
- Had a season-high 17 points (4-7 3FG) vs. Stanford in Cancun
- Had 16 points (6-8 FG, 4-4 3FG) at Auburn
- Had a team-high 11 points vs. NJIT
- Had eight points (3-3 FG, 2-2 3FG) at NC State
- Had nine points vs. #20 Georgia Tech
- Had nine points (3-3 3FG) vs. #23 Miami at JPJA
- Had 10 points and tied a career high with three steals at Wake Forest
- Had 12 points vs. Virginia Tech at JPJA
- Had 16 points at Maryland
- Had a game-high 13 points vs. Florida State
- Had 11 points at Miami

## SINGLE GAME BESTS

### POINTS

Season: 17 vs. Stanford (11/24/09)  
 Career: 26 vs. Bradley (3/26/08)  
 ACC: 19 at North Carolina (2/7/09)

### REBOUNDS

Season: 5 at USF (11/16/09)  
 Career: 6 vs. Vermont (11/11/07)  
 ACC: 5 at Duke (2/1/09), vs. BC (2/4/09)

### FG MADE

Season: 6 at Auburn (12/7/09)  
 Career: 9 vs. Bradley (3/26/08)  
 ACC: 7 at North Carolina (2/7/09)

### FG ATTEMPTS

Season: 11 at Maryland (2/15/10)  
 Career: 14 vs. Bradley (3/26/08)  
 ACC: 12 at UNC (2/7/09), vs. Miami (2/26/09)

### 3 PT FG MADE

Season: 4 vs. Stanford (11/24/09), at Auburn (12/7/09)  
 Career: 6 vs. Bradley (3/26/08)  
 ACC: 3 on three occasions

### 3 PT FG ATTEMPTS

Season: 7 on three occasions  
 Career: 8 vs. Bradley (3/26/08), vs. Liberty (11/25/08)  
 ACC: 7 at FSU (2/10/09), at Miami (2/23/10)

### FT MADE

Season: 5 vs. VT (1/28/10), at Md. (2/15/10)  
 Career: 5 on three occasions  
 ACC: 5 on three occasions

### FT ATTEMPTS

Season: 8 vs. Virginia Tech (1/28/10)  
 Career: 8 vs. Virginia Tech (1/28/10)  
 ACC: 8 vs. Virginia Tech (1/28/10)

### ASSISTS

Season: 2 vs. VT (1/28/10), vs. FSU (2/17/10)  
 Career: 5 at North Carolina (2/7/09)  
 ACC: 5 at North Carolina (2/7/09)

### TURNOVERS

Season: 2 vs. Oral Roberts (11/21/09)  
 Career: 4 vs. Longwood (12/7/07), vs. Clem. (2/15/09)  
 ACC: 4 vs. Clemson (2/15/09)

### BLOCKS

Season: 1 vs. Rider (11/19/09), vs. Hampton (12/23/09)  
 Career: 1 on nine occasions  
 ACC: 1 on three occasions

### STEALS

Season: 3 at Wake Forest (1/23/10)  
 Career: 3 on three occasions  
 ACC: 3 vs. BC (2/4/09), at Wake (1/23/10)

### MINUTES


Season: 34 vs. Stanford (11/24/09)  
 Career: 37 at North Carolina (2/7/09)  
 ACC: 37 at North Carolina (2/7/09)

## 2009-10 GAME-BY-GAME:

Opponent	GP-GS	FG-FGA	3FG-3FGA	FT-FTA	Off-Def	Total	A	TO	Blk	Stl	PF	Min	Pts
Longwood	1-1	3-6	0-2	4-4	0-1	1	1	1	0	1	0	24	10
at USF	2-2	3-10	1-7	0-0	1-4	5	0	0	0	1	0	28	7
Rider	3-2	4-7	2-5	1-1	0-1	1	0	0	1	1	0	19	11
Oral Roberts	4-2	0-3	0-1	2-4	0-0	0	0	2	0	1	0	13	2
vs. Stanford	5-3	5-9	4-7	3-4	0-1	1	0	1	0	2	0	34	17
vs. Cleveland St	6-3	0-1	0-1	0-0	0-2	2	0	0	0	0	0	5	0
Penn State	7-3	1-5	1-1	0-0	0-0	0	0	1	0	0	1	16	3
at Auburn	8-3	6-8	4-4	0-0	0-2	2	0	0	0	1	0	29	16
NJIT	9-3	3-9	2-6	3-4	0-2	2	0	0	0	0	0	14	11
Hampton	10-3	3-6	2-3	0-0	1-0	1	1	0	1	0	1	18	8
UAB	11-3	0-2	0-0	0-0	0-0	0	0	1	0	0	0	6	0
UTPA	12-3	0-3	0-1	1-2	0-1	1	0	0	0	0	0	11	1
at NC State	13-3	3-3	2-2	0-0	0-1	1	0	0	0	1	0	18	8
Georgia Tech	14-3	2-5	1-2	4-4	0-2	2	1	0	0	1	1	15	9
Miami	15-3	3-4	3-3	0-0	0-0	0	0	0	0	0	0	14	9
UNCW	16-3	1-3	0-2	0-1	0-0	0	1	0	0	0	0	10	2
at Wake	17-3	4-10	2-6	0-0	2-1	3	0	0	0	3	1	25	10
Virginia Tech	18-3	3-9	1-5	5-8	0-2	2	2	1	0	0	1	28	12
at UNC	19-3	0-1	0-1	0-0	0-0	0	0	0	0	0	0	3	0
NC State	20-3	0-1	0-1	0-0	0-0	0	0	0	0	0	0	4	0
Wake	21-3	0-0	0-0	0-0	0-0	0	0	0	0	0	2	4	0
at Va Tech	22-3	1-2	0-0	0-0	0-0	0	1	0	0	0	1	12	2
at Maryland	23-3	5-11	1-4	5-5	1-1	2	1	0	0	0	0	27	16
Florida State	24-4	4-6	2-3	3-4	1-2	3	2	1	0	1	3	31	13
at Clemson	25-4	1-5	0-1	2-2	0-1	1	1	0	0	0	0	17	4
at Miami	26-4	4-8	3-7	0-0	0-3	3	0	1	0	0	0	23	11
Duke	27-5	0-3	0-1	0-0	0-0	0	0	1	0	0	2	20	0
at Boston Coll	28-5	0-2	0-1	0-0	0-1	1	0	0	0	0	0	11	0

## CAREER STATISTICS

Year	G-GS	Min-Avg.	FG-FGA	Pct.	3FG-3FGA	Pct.	FT-FTA	Pct.	Off-Def.	Reb-Avg.	PF-DQ	Ast	TO	Blk	Stl	Pts-Avg
2007-08	33-25	494-15.0	55-151	.364	16-51	.314	33-47	.702	15-45	60-1.8	46-0	17	41	4	10	159-4.8
ACC	16-8	193-12.1	12-51	.235	2-14	.143	10-14	.714	6-14	20-1.3	20-0	8	16	1	5	36-2.3
2008-09	26-9	493-19.0	60-174	.345	27-93	.290	22-26	.846	7-42	49-1.9	30-0	24	15	3	13	169-6.5
ACC	15-9	311-20.7	42-112	.375	17-57	.298	17-20	.850	5-27	32-2.1	20-0	14	10	2	9	118-7.9
2009-10	28-5	479-17.1	59-142	.415	31-77	.403	33-43	.767	6-28	34-1.2	13-0	11	10	2	13	182-6.5
ACC	15-2	252-16.8	30-70	.429	15-37	.405	19-23	.826	4-14	18-1.2	11-0	8	4	0	6	94-6.3
<b>CAREER</b>	<b>87-39</b>	<b>1466-16.9</b>	<b>174-467</b>	<b>.373</b>	<b>74-221</b>	<b>.335</b>	<b>88-116</b>	<b>.759</b>	<b>28-115</b>	<b>143-1.6</b>	<b>89-0</b>	<b>52</b>	<b>66</b>	<b>9</b>	<b>36</b>	<b>510-5.9</b>
ACC	46-19	756-16.4	84-233	.361	34-108	.315	46-57	.807	15-55	70-1.5	51-0	30	30	3	20	248-5.4



# SYLVAN LANDESBERG

# #15

Sophomore • Guard • 6-6 • 207 • Flushing, N.Y. • Holy Cross

## 2009-10 SEASON:

- Two-time ACC Player of the Week (1/18, 2/1)
- One of 30 players on the Naismith Award Mid-Season Watch List
- ACC's active career scoring average leader at 16.9 ppg
- Had a game-high 23 points vs. Longwood
- Had 20 points, five rebounds and five assists vs. Cleveland State in Cancun in a season-high 38 minutes
- Had 20 points at Auburn
- Had his first career double-double (14 pts, career-high 12 rebs) along with six assists vs. Hampton
- Had 19 points, six rebounds and four assists vs. #24 UAB
- Had 20 points vs UTPA
- Had 23 points at NC State
- Had 22 points (9-9 FTs), six rebounds and five assists vs. #20 Georgia Tech
- Had 18 points vs. #23 Miami at JPJA
- Had 19 points vs. UNC Wilmington, including the game-winning shot with 2.2 seconds left
- Had a season-high 29 points at North Carolina
- Had a career-high nine assists vs. NC State at JPJA
- Had 28 points vs. Wake Forest at JPJA
- Had 27 points, including a career-high six 3-pointers, at Miami (his 21st career 20-point game, ninth of the season)
- Missed the Duke game on Feb. 28 due to injury (first game missed of his career)

## 2009-10 GAME-BY-GAME:

Opponent	GP-GS	FG-FGA	3FG-3FGA	FT-FTA	Off-Def	Total	A	TO	Blk	Stl	PF	Min	Pts
Longwood	1-1	8-13	1-1	6-8	1-5	6	4	3	0	1	2	34	23
at USF	2-2	5-14	0-1	4-4	1-1	2	2	0	0	0	1	33	14
Rider	3-3	4-8	0-0	2-2	2-2	4	1	1	0	0	2	20	10
Oral Roberts	4-4	4-10	0-2	6-6	0-7	7	3	4	2	1	1	33	14
vs. Stanford	5-5	7-12	0-4	2-4	1-3	4	2	3	1	1	3	30	16
vs. Cleveland St	6-6	6-13	1-1	7-9	0-5	5	5	1	0	1	2	38	20
Penn State	7-7	6-13	2-2	4-8	3-2	5	2	1	1	0	5	33	18
at Auburn	8-8	8-20	0-1	4-5	0-3	3	1	2	0	0	1	35	20
NJIT	9-9	3-11	0-0	4-4	1-4	5	1	2	0	3	0	23	10
Hampton	10-10	5-13	1-2	3-3	7-5	12	6	1	0	1	0	28	14
UAB	11-11	6-16	0-0	7-10	2-4	6	4	2	1	0	3	34	19
UTPA	12-12	9-15	1-2	1-2	0-6	6	3	3	0	0	2	33	20
at NC State	13-13	7-14	1-1	8-8	1-4	5	0	2	1	1	3	32	23
Georgia Tech	14-14	6-17	1-3	9-9	2-4	6	5	3	1	0	3	34	22
Miami	15-15	8-14	0-1	2-2	2-0	2	3	4	0	1	2	31	18
UNCW	16-16	5-13	0-0	9-10	2-3	5	0	1	0	1	1	33	19
at Wake	17-17	6-13	1-2	5-6	1-3	4	0	3	0	2	5	25	18
Virginia Tech	18-18	8-16	2-5	0-2	2-2	4	5	6	0	1	4	37	18
at UNC	19-19	11-18	0-1	7-8	0-5	5	2	2	1	2	0	34	29
NC State	20-20	2-10	0-0	3-3	1-5	6	9	2	0	1	0	35	7
Wake	21-21	8-19	2-5	10-11	1-6	7	3	1	0	2	1	39	28
at Va Tech	22-22	7-19	1-7	2-3	3-3	6	2	2	0	0	4	30	17
at Maryland	23-23	5-13	1-2	1-2	2-2	4	2	2	0	1	3	30	12
Florida State	24-24	2-8	0-2	0-0	0-2	2	4	2	0	0	2	28	4
at Clemson	25-25	6-14	1-1	0-0	2-4	6	3	3	0	0	3	34	13
at Miami	26-26	8-14	6-8	5-6	0-4	4	2	2	0	1	1	36	27
Duke	DNP												
at Boston Coll	27-27	6-15	1-6	0-2	0-1	1	3	3	0	0	3	36	13

## SINGLE GAME BESTS

### POINTS

Season: 29 at North Carolina (1/31/10)  
 Career: 32 vs. Boston College (2/4/09)  
 ACC: 32 vs. Boston College (2/4/09)

### REBOUNDS

Season: 12 vs. Hampton (12/23/09)  
 Career: 12 vs. Hampton (12/23/09)  
 ACC: 11 at Maryland (1/20/09)

### FG MADE

Season: 11 at North Carolina (1/31/10)  
 Career: 13 vs. Boston College (2/4/09)  
 ACC: 13 vs. Boston College (2/4/09)

### FG ATTEMPTS

Season: 20 at Auburn (12/7/09)  
 Career: 23 vs. Boston College (2/4/09)  
 ACC: 23 vs. Boston College (2/4/09)

### 3 PT FG MADE

Season: 6 at Miami (2/23/10)  
 Career: 6 at Miami (2/23/10)  
 ACC: 6 at Miami (2/23/10)

### 3 PT FG ATTEMPTS

Season: 8 at Miami (2/23/10)  
 Career: 8 at Miami (2/23/10)  
 ACC: 8 at Miami (2/23/10)

### FT MADE

Season: 10 vs. Wake Forest (2/6/10)  
 Career: 14 vs. Florida State (1/24/09)  
 ACC: 14 vs. Florida State (1/24/09)

### FT ATTEMPTS

Season: 11 vs. Wake Forest (2/6/10)  
 Career: 14 vs. Auburn (12/20/08), vs. FSU (1/24/09)  
 ACC: 14 vs. Florida State (1/24/09)

### ASSISTS

Season: 9 vs. NC State (2/3/10)  
 Career: 9 vs. NC State (2/3/10)  
 ACC: 9 vs. NC State (2/3/10)

### TURNOVERS

Season: 6 vs. Virginia Tech (1/28/10)  
 Career: 6 on four occasions  
 ACC: 6 on three occasions

### BLOCKS

Season: 2 vs. Oral Roberts (11/21/09)  
 Career: 2 vs. Oral Roberts (11/21/09)  
 ACC: 1 on four occasions

### STEALS

Season: 3 vs. NJIT (12/21/09)  
 Career: 3 on five occasions  
 ACC: 3 vs. BC (2/4/09), vs. Clemson (2/15/09)

### MINUTES

Season: 39 vs. Wake Forest (2/6/10)  
 Career: 45 vs. Clemson (2/15/09)  
 ACC: 45 vs. Clemson (2/15/09)

## CAREER STATISTICS

Year	G-GS	Min-Avg.	FG-FGA	Pct.	3FG-3FGA	Pct.	FT-FTA	Pct.	Off-Def.	Reb-Avg.	PF-DQ	Ast	TO	Blk	Stl	Pts-Avg
2008-09	28-27	957-34.2	150-344	.436	16-51	.314	148-186	.796	47-122	169-6.0	49-1	78	77	3	28	464-16.6
ACC	16-16	570-35.6	88-210	.419	10-32	.313	73-91	.802	26-72	98-6.1	28-0	49	50	1	16	259-16.2
2009-10	27-27	868-32.1	166-375	.443	23-60	.383	111-137	.810	37-95	132-4.9	57-2	77	61	8	21	466-17.3
ACC	14-14	461-32.9	90-204	.441	17-44	.386	52-62	.839	17-45	62-4.4	34-1	43	37	3	12	249-17.8
<b>CAREER</b>	<b>55-54</b>	<b>1825-33.2</b>	<b>316-719</b>	<b>.439</b>	<b>39-111</b>	<b>.351</b>	<b>259-323</b>	<b>.802</b>	<b>84-217</b>	<b>301-5.5</b>	<b>106-3</b>	<b>155</b>	<b>138</b>	<b>11</b>	<b>49</b>	<b>930-16.9</b>
ACC	30-30	1031-34.4	178-414	.430	27-76	.355	125-153	.817	43-117	160-5.3	62-1	92	87	4	28	508-16.9



# JEROME MEYNSSE

#55

Senior • Forward/Center • 6-9 • 233 • Baton Rouge, La. • McKinley

## 2009-10 SEASON:

- Team Tri-Captain
- Named to the 2009-10 ACC All-Academic Team (third consecutive season)
- One of 36 ACC Student-Athletes to earn a Weaver-James-Corrigan scholarship
- Had five points and two rebounds vs. Longwood
- Had four points and two assists vs. Rider in first start of the season
- Had four points and a season-high eight rebounds vs. Stanford in Cancun
- Had five points and six rebounds vs. Penn State
- Had six points (3-3 FG) and three rebounds vs. #24 UAB
- Had eight points and six rebounds vs. #20 Georgia Tech
- Had six points and four rebounds vs. #23 Miami at JPJA in 22 minutes
- Had 14 points (3-6 FG, 8-9 FT) vs. UNC Wilmington
- Had nine points vs. Virginia Tech at JPJA, playing a career-high 34 minutes
- Had seven points, five rebounds and a career-high three blocks at North Carolina
- Had 10 points vs. NC State at JPJA
- Had six points and six rebounds at Virginia Tech
- Had four points and four rebounds at Clemson
- Had 13 points and an ACC career-high seven rebounds at Miami, also established a career high with three assists and tied a career high with 34 minutes played
- Had a career-high 21 points (6-8 FG, 9-11 FT) and tied an ACC career high with seven rebounds vs. #5 Duke
- Had 12 points (6-6 FG) and five rebounds at Boston College

## 2009-10 GAME-BY-GAME:

Opponent	GP-GS	FG-FGA	3FG-3FGA	FT-FTA	Off-Def	Total	A	TO	Blk	Stl	PF	Min	Pts
Longwood	1-0	2-2	0-0	1-2	1-1	2	0	0	0	0	0	20	5
at USF	2-0	0-1	0-0	4-6	2-2	4	0	0	0	1	3	27	4
Rider	3-1	1-3	0-0	2-3	1-1	2	2	1	2	0	3	22	4
Oral Roberts	4-2	1-3	0-0	0-1	1-5	6	0	0	0	0	3	22	2
vs. Stanford	5-3	1-2	0-0	2-2	2-6	8	0	0	1	1	1	16	4
vs. Cleveland St	6-4	1-2	0-0	0-0	1-1	2	0	0	0	0	3	11	2
Penn State	7-5	2-4	0-0	1-1	3-3	6	0	1	1	1	1	23	5
at Auburn	8-6	1-1	0-0	0-0	1-2	3	0	1	1	1	4	20	2
NJIT	9-6	1-3	0-0	2-2	3-2	5	1	0	1	2	1	10	4
Hampton	10-6	0-0	0-0	0-0	0-1	1	0	0	0	0	4	13	0
UAB	11-6	3-3	0-0	0-0	1-2	3	0	0	1	0	1	14	6
UTPA	12-6	1-1	0-0	0-0	0-1	1	0	1	1	0	1	5	2
at NC State	13-6	3-6	0-0	0-0	3-2	5	0	1	2	0	3	18	6
Georgia Tech	14-7	3-5	0-0	2-3	4-2	6	2	0	0	0	4	20	8
Miami	15-8	3-4	0-0	0-0	1-3	4	0	0	0	0	2	22	6
UNCW	16-9	3-6	0-0	8-9	2-1	3	0	1	0	1	3	27	14
at Wake	17-10	1-2	0-0	1-3	1-3	4	0	1	0	1	1	23	3
Virginia Tech	18-11	3-3	0-0	3-4	0-4	4	0	0	2	1	3	34	9
at UNC	19-12	3-4	0-0	1-1	2-3	5	0	1	3	0	4	22	7
NC State	20-13	4-6	0-0	2-2	2-2	4	0	2	0	0	5	23	10
Wake	21-14	1-2	0-0	1-2	2-1	3	0	0	1	0	1	24	3
at Va Tech	22-15	1-5	0-0	4-6	1-5	6	0	0	1	0	3	31	6
at Maryland	23-16	0-1	0-0	2-2	1-0	1	0	0	0	0	3	17	2
Florida State	24-17	0-2	0-0	2-4	1-4	5	0	0	0	0	3	22	2
at Clemson	25-17	1-2	0-0	2-3	2-2	4	0	0	0	1	2	16	4
at Miami	26-18	3-8	0-0	7-9	3-4	7	3	1	1	0	4	34	13
Duke	27-19	6-8	0-0	9-11	2-5	7	0	1	1	0	3	30	21
at Boston Coll	28-20	6-6	0-0	0-0	1-4	5	1	2	1	0	2	21	12

## SINGLE GAME BESTS

### POINTS

Season: 21 vs. Duke (2/28/10)  
 Career: 21 vs. Duke (2/28/10)  
 ACC: 21 vs. Duke (2/28/10)

### REBOUNDS

Season: 8 vs. Stanford (11/24/09)  
 Career: 9 vs. Hampton (12/19/07)  
 ACC: 7 at Miami (2/23/10), vs. Duke (2/28/10)

### FG MADE

Season: 6 vs. Duke (2/28/10), at BC (3/3/10)  
 Career: 6 vs. Duke (2/28/10), at BC (3/3/10)  
 ACC: 6 vs. Duke (2/28/10), at BC (3/3/10)

### FG ATTEMPTS

Season: 8 at Miami (2/23/10), vs. Duke (2/28/10)  
 Career: 8 at Miami (2/23/10), vs. Duke (2/28/10)  
 ACC: 8 at Miami (2/23/10), vs. Duke (2/28/10)

### 3 PT FG MADE

Season: --  
 Career: --  
 ACC: --

### 3 PT FG ATTEMPTS

Season: --  
 Career: --  
 ACC: --

### FT MADE

Season: 9 vs. Duke (2/28/10)  
 Career: 9 vs. Duke (2/28/10)  
 ACC: 9 vs. Duke (2/28/10)

### FT ATTEMPTS

Season: 11 vs. Duke (2/28/10)  
 Career: 11 vs. Duke (2/28/10)  
 ACC: 11 vs. Duke (2/28/10)

### ASSISTS

Season: 3 at Miami (2/23/10)  
 Career: 3 at Miami (2/23/10)  
 ACC: 3 at Miami (2/23/10)

### TURNOVERS

Season: 2 vs. NC State (2/3/10), at BC (3/3/10)  
 Career: 2 on seven occasions  
 ACC: 2 vs. NC State (2/3/10), at BC (3/3/10)

### BLOCKS

Season: 3 at North Carolina (1/31/10)  
 Career: 3 at North Carolina (1/31/10)  
 ACC: 3 at North Carolina (1/31/10)

### STEALS

Season: 2 vs. NJIT (12/21/09)  
 Career: 2 vs. PR-Mayaguez (12/21/06), vs. NJIT (12/21/09)  
 ACC: 1 on five occasions

### MINUTES

Season: 34 vs. VT (1/28/10), at Miami (2/23/10)  
 Career: 34 vs. VT (1/28/10), at Miami (2/23/10)  
 ACC: 34 vs. VT (1/28/10), at Miami (2/23/10)

## CAREER STATISTICS

Year	G-GS	Min-Avg.	FG-FGA	Pct.	3FG-3FGA	Pct.	FT-FTA	Pct.	Off-Def.	Reb-Avg.	PF-DQ	Ast	TO	Blk	Stl	Pts-Avg
2006-07	15-0	100-6.7	4-11	.364	0-0	.000	9-13	.692	3-17	20-1.3	15-0	1	4	2	2	17-1.1
ACC	4-0	8-2.0	0-1	.000	0-0	.000	0-0	.000	0-0	0-0.0	3-0	0	0	0	0	0-0.0
2007-08	26-0	188-7.2	23-33	.697	0-0	.000	4-12	.333	18-31	49-1.9	36-0	2	7	3	3	50-1.9
ACC	13-0	77-5.9	7-11	.636	0-0	.000	0-2	.000	5-12	17-1.3	21-0	0	0	0	1	14-1.1
2008-09	17-1	149-8.8	8-20	.400	0-0	.000	13-22	.591	13-14	27-1.6	17-0	1	8	7	1	29-1.7
ACC	7-0	58-8.3	2-6	.333	0-0	.000	4-6	.667	3-5	8-1.1	10-0	0	0	3	1	8-1.1
2009-10	28-20	587-21.0	55-95	.579	0-0	.000	56-76	.737	44-72	116-4.1	71-1	9	14	20	10	166-5.9
ACC	15-13	357-23.8	38-64	.594	0-0	.000	36-50	.720	26-44	70-4.7	43-1	6	9	12	3	112-7.5
CAREER	86-21	1024-11.9	90-159	.566	0-0	.000	82-123	.667	78-134	212-2.5	139-1	13	33	32	16	262-3.0
ACC	39-13	500-12.8	47-82	.573	0-0	.000	40-58	.690	34-61	95-2.4	77-1	6	9	15	5	134-3.4



# MIKE SCOTT

# #32

Junior • Forward • 6-8 • 239 • Chesapeake, Va. • Hargrave Military Academy

## 2009-10 SEASON:

- Had 12 points and 13 rebounds vs. Longwood
- Had 17 points (8-9 FG) and nine rebounds vs. Rider
- Had 15 points and 10 rebounds vs. Oral Roberts
- Had 15 points and eight rebounds vs. Cleveland State in Cancun
- Had 17 points and 11 rebounds vs. Penn State
- Missed three games (Auburn, NJIT, Hampton) due to an ankle injury (first games of his career he has missed)
- Had 10 points and seven rebounds vs. #24 UAB in his first game in a month, returning from an ankle injury
- Had a season-high 22 points (10-15 FG) vs. UTPA
- Had 14 points and seven rebounds at NC State
- Had 12 points and six rebounds vs. #20 Georgia Tech
- Had an ACC career-high 21 points, along with eight rebounds vs. Virginia Tech at JPJA
- Had 11 points, five rebounds and three assists at North Carolina
- Had 15 points and 10 rebounds (including his 500th career rebound) vs. NC State at JPJA
- Had 10 points and 10 rebounds vs. Wake at JPJA
- Had 20 points and an ACC career high 13 rebounds at Virginia Tech for his third consecutive double-double
- Had 16 points and six rebounds at Maryland
- Had 13 points and nine rebounds at Boston College

## 2009-10 GAME-BY-GAME:

Opponent	GP-GS	FG-FGA	3FG-3FGA	FT-FTA	Off-Def	Total	A	TO	Blk	Stl	PF	Min	Pts
Longwood	1-1	5-8	0-0	2-2	3-10	13	0	1	2	1	3	31	12
at USF	2-2	4-9	0-0	1-2	1-4	5	0	0	0	0	5	16	9
Rider	3-3	8-9	0-0	1-2	3-6	9	3	1	0	0	1	28	17
Oral Roberts	4-4	6-12	0-0	3-4	4-6	10	2	2	0	1	2	32	15
vs. Stanford	5-5	2-6	0-0	3-6	2-7	9	3	4	1	0	4	29	7
vs. Cleveland St	6-6	6-10	0-0	3-4	4-4	8	3	2	0	0	0	36	15
Penn State	7-7	8-14	0-0	1-2	1-10	11	1	1	0	0	3	34	17
at Auburn	DNP												
NJIT	DNP												
Hampton	DNP												
UAB	8-7	4-7	0-0	2-2	1-6	7	0	1	0	0	3	23	10
UTPA	9-8	10-15	0-0	2-3	2-5	7	1	2	1	1	3	29	22
at NC State	10-9	5-11	0-0	4-4	1-6	7	2	3	0	0	3	30	14
Georgia Tech	11-10	6-9	0-0	0-0	1-5	6	1	1	0	1	0	32	12
Miami	12-11	5-11	0-0	0-0	2-2	4	2	2	0	0	1	28	10
UNCW	13-12	6-10	0-0	0-0	1-2	3	2	4	0	2	2	25	12
at Wake	14-13	3-10	0-0	0-0	0-2	2	0	3	0	1	2	18	6
Virginia Tech	15-14	8-16	1-1	4-4	2-6	8	0	1	1	2	3	40	21
at UNC	16-15	4-8	1-1	2-2	2-3	5	3	0	1	2	1	27	11
NC State	17-16	6-9	0-0	3-4	5-5	10	1	1	0	0	3	23	15
Wake	18-17	5-15	0-0	0-1	5-5	10	2	3	0	1	2	29	10
at Va Tech	19-18	8-16	1-2	3-4	4-9	13	1	0	0	1	2	29	20
at Maryland	20-19	5-8	0-0	6-7	2-4	6	0	3	0	0	2	23	16
Florida State	21-20	4-10	0-0	2-2	2-4	6	1	1	0	0	1	33	10
at Clemson	22-21	7-14	0-0	0-0	3-1	4	0	1	1	1	1	25	14
at Miami	23-22	0-7	0-1	0-0	0-3	3	1	2	1	1	0	22	0
Duke	24-23	0-6	0-1	0-0	1-0	1	0	2	0	0	0	12	0
at Boston Coll	25-23	6-8	0-0	1-2	3-6	9	3	3	0	0	2	31	13

## SINGLE GAME BESTS

### POINTS

Season: 22 vs. UT-Pan American (1/5/10)  
 Career: 26 vs. VMI (11/16/08)  
 ACC: 21 vs. Virginia Tech (1/28/10)

### REBOUNDS

Season: 13 vs. Longwood (11/13/09), at VT (2/13/10)  
 Career: 18 vs. VMI (11/16/08)  
 ACC: 13 at Virginia Tech (2/13/10)

### FG MADE

Season: 10 vs. UT-Pan American (1/5/10)  
 Career: 11 vs. VMI (11/16/08)  
 ACC: 8 on three occasions

### FG ATTEMPTS

Season: 16 vs. VT (1/28/10), at VT (2/13/10)  
 Career: 16 vs. VT (1/28/10), at VT (2/13/10)  
 ACC: 16 vs. VT (1/28/10), at VT (2/13/10)

### 3 PT FG MADE

Season: 1 on three occasions  
 Career: 2 vs. Georgia Tech (3/13/08)  
 ACC: 2 vs. Georgia Tech (3/13/08)

### 3 PT FG ATTEMPTS

Season: 2 at Virginia Tech (2/13/10)  
 Career: 2 on three occasions  
 ACC: 2 on three occasions

### FT MADE

Season: 6 at Maryland (2/15/10)  
 Career: 10 at Maryland (1/20/09)  
 ACC: 10 at Maryland (1/20/09)

### FT ATTEMPTS

Season: 7 at Maryland (2/15/10)  
 Career: 10 at Maryland (1/20/09)  
 ACC: 10 at Maryland (1/20/09)

### ASSISTS

Season: 3 on five occasions  
 Career: 4 at Syracuse (11/28/08)  
 ACC: 3 on three occasions

### TURNOVERS

Season: 4 vs. Stanford (11/24/09), vs. UNCW (1/18/10)  
 Career: 4 on five occasions  
 ACC: 4 vs. Maryland (3/7/09)

### BLOCKS

Season: 2 vs. Longwood (11/13/09)  
 Career: 3 vs. Duke (3/5/08), vs. Richmond (3/18/08)  
 ACC: 3 vs. Duke (3/5/08)

### STEALS

Season: 2 on three occasions  
 Career: 3 on four occasions  
 ACC: 3 vs. FSU (1/24/09), vs. Clemson (2/15/09)

### MINUTES

Season: 40 vs. Virginia Tech (1/28/10)  
 Career: 40 vs. Clemson (2/15/09), vs. VT (1/28/10)  
 ACC: 40 vs. Clemson (2/15/09), vs. VT (1/28/10)

## CAREER STATISTICS

Year	G-GS	Min-Avg.	FG-FGA	Pct.	3FG-3FGA	Pct.	FT-FTA	Pct.	Off-Def.	Reb-Avg.	PF-DQ	Ast	TO	Blk	Stl	Pts-Avg
2007-08	32-21	579-18.1	63-143	.441	4-10	.400	52-74	.703	67-101	168-5.3	69-1	15	25	12	20	182-5.7
ACC	16-14	310-19.4	30-77	.390	1-4	.250	20-33	.606	30-50	80-5.0	39-1	6	15	5	8	81-5.1
2008-09	28-19	774-27.6	111-204	.544	2-6	.333	63-85	.741	95-113	208-7.4	68-2	21	49	9	24	287-10.3
ACC	16-7	431-26.9	59-110	.536	2-2	1.000	39-52	.750	45-50	95-5.9	41-1	11	30	5	14	159-9.9
2009-10	25-23	685-27.4	131-258	.508	3-6	.500	43-57	.754	55-121	176-7.0	49-1	32	44	8	15	308-12.3
ACC	15-14	402-26.8	72-158	.456	3-6	.500	25-30	.833	33-61	94-6.3	23-0	17	26	4	10	172-11.5
<b>CAREER</b>	<b>85-63</b>	<b>2038-24.0</b>	<b>305-605</b>	<b>.504</b>	<b>9-22</b>	<b>.409</b>	<b>158-216</b>	<b>.731</b>	<b>217-335</b>	<b>552-6.5</b>	<b>186-4</b>	<b>68</b>	<b>118</b>	<b>29</b>	<b>59</b>	<b>777-9.1</b>
ACC	47-35	1143-24.3	161-345	.467	6-12	.500	84-115	.730	108-161	269-5.7	103-2	34	71	14	32	412-8.8



# ASSANE SENE

#5

Sophomore • Center • 7-0 • 234 • Saint-Louis, Senegal • South Kent

## 2009-10 SEASON:

- Suspended for the first three games of the season (Longwood, at South Florida, Rider) for conduct detrimental to the team
- Made season debut vs. Oral Roberts and had a career-high eight points and seven rebounds
- Had two points, three rebounds and three blocks at Auburn
- Had four points and 11 rebounds vs. NJIT in his first start of the season
- Had eight points, eight rebounds and a career-high five blocks vs. Hampton
- Had two points and six rebounds vs. #20 Georgia Tech
- Had two points and four rebounds at Maryland
- Had two points and four rebounds at Miami
- Had two points, 10 rebounds and two blocks vs. #5 Duke

## SINGLE GAME BESTS

### POINTS

Season: 8 vs. ORU (11/21/09), vs. Hampton (12/23/09)  
 Career: 8 vs. ORU (11/21/09), vs. Hampton (12/23/09)  
 ACC: 6 at Virginia Tech (1/10/09)

### REBOUNDS

Season: 11 vs. NJIT (12/21/09)  
 Career: 13 vs. Boston College (2/4/09)  
 ACC: 13 vs. Boston College (2/4/09)

### FG MADE

Season: 3 vs. ORU (11/21/09), vs. Hampton (12/23/09)  
 Career: 3 on five occasions  
 ACC: 3 at Virginia Tech (1/10/09)

### FG ATTEMPTS

Season: 6 vs. Hampton (12/23/09)  
 Career: 8 vs. Xavier (1/3/09)  
 ACC: 6 vs. Boston College (2/4/09)

### 3 PT FG MADE

Season: --  
 Career: --  
 ACC: --

### 3 PT FG ATTEMPTS

Season: --  
 Career: --  
 ACC: --

### FT MADE

Season: 2 on five occasions  
 Career: 2 on seven occasions  
 ACC: 2 vs. GT (1/13/10), at Md. (2/15/10)

### FT ATTEMPTS

Season: 4 vs. Oral Roberts (11/21/09)  
 Career: 4 vs. Brown (1/6/09), vs. ORU (11/21/09)  
 ACC: 3 at Duke (2/1/09)

### ASSISTS

Season: 1 on four occasions  
 Career: 2 vs. Auburn (12/20/08)  
 ACC: 1 at Md (2/15/10), vs. Duke (2/28/10)

### TURNOVERS

Season: 2 on three occasions  
 Career: 2 on eight occasions  
 ACC: 2 on five occasions

### BLOCKS

Season: 5 vs. Hampton (12/23/09)  
 Career: 5 vs. Hampton (12/23/09)  
 ACC: 4 at Virginia Tech (1/10/09)

### STEALS

Season: 1 on four occasions  
 Career: 1 on four occasions  
 ACC: 1 vs. Miami (1/16/10), at Clemson (2/20/10)

### MINUTES

Season: 28 vs. NJIT (12/21/09)  
 Career: 33 vs. Xavier (1/3/09)  
 ACC: 28 vs. Boston College (2/4/09)

## 2009-10 GAME-BY-GAME:

Opponent	GP-GS	FG-FGA	3FG-3FGA	FT-FTA	Off-Def	Total	A	TO	Blk	Stl	PF	Min	Pts
Longwood	DNP												
at USF	DNP												
Rider	DNP												
Oral Roberts	1-0	3-5	0-0	2-4	2-5	7	0	0	1	0	5	13	8
vs. Stanford	2-0	1-3	0-0	0-2	0-3	3	0	0	0	0	1	13	2
vs. Cleveland St	3-0	0-2	0-0	0-0	1-0	1	0	0	0	0	0	6	0
Penn State	DNP												
at Auburn	4-0	1-1	0-0	0-0	1-2	3	0	1	3	0	3	20	2
NJIT	5-1	1-5	0-0	2-3	4-7	11	1	0	2	1	2	28	4
Hampton	6-2	3-6	0-0	2-2	2-6	8	1	2	5	1	3	25	8
UAB	7-3	0-1	0-0	1-2	2-0	2	0	0	2	0	0	7	1
UTPA	8-3	0-2	0-0	0-0	1-4	5	0	0	1	0	1	10	0
at NC State	DNP												
Georgia Tech	9-3	0-1	0-0	2-2	4-2	6	0	0	0	0	1	15	2
Miami	10-3	0-1	0-0	0-0	2-0	2	0	1	0	1	1	10	0
UNCW	11-3	1-1	0-0	0-0	0-2	2	0	0	0	0	1	12	2
at Wake	12-3	0-1	0-0	0-0	1-2	3	0	0	0	0	3	12	0
Virginia Tech	DNP												
at UNC	13-3	0-1	0-0	0-1	0-2	2	0	0	0	0	1	7	0
NC State	14-3	0-2	0-0	0-0	1-1	2	0	0	1	0	2	9	0
Wake	15-3	0-0	0-0	0-0	0-1	1	0	1	0	0	3	11	0
at Va Tech	16-3	0-0	0-0	0-0	1-2	3	0	2	1	0	2	8	0
at Maryland	17-3	0-0	0-0	2-2	0-4	4	1	1	1	0	3	15	2
Florida State	18-3	1-1	0-0	0-0	0-2	2	0	0	0	0	3	7	2
at Clemson	19-4	0-2	0-0	0-0	0-3	3	0	0	0	1	3	17	0
at Miami	20-4	1-1	0-0	0-0	2-2	4	0	1	0	0	4	11	2
Duke	21-4	1-4	0-0	0-0	1-9	10	1	2	2	0	2	27	2
at Boston Coll	22-5	1-1	0-0	0-0	0-1	1	0	1	0	0	2	17	2

## CAREER STATISTICS

Year	G-GS	Min-Avg.	FG-FGA	Pct.	3FG-3FGA	Pct.	FT-FTA	Pct.	Off-Def.	Reb-Avg.	PF-DQ	Ast	TO	Blk	Stl	Pts-Avg
2008-09	22-16	381-17.3	25-65	.385	0-0	.000	6-21	.286	36-65	101-4.6	61-2	6	18	35	0	56-2.5
ACC	14-12	245-17.5	15-42	.357	0-0	.000	1-8	.125	24-36	60-4.3	35-1	0	12	20	0	31-2.2
2009-10	22-5	300-13.6	14-41	.341	0-0	.000	11-18	.611	25-60	85-3.9	46-1	4	12	19	4	39-1.8
ACC	13-2	166-12.8	4-15	.267	0-0	.000	4-5	.800	12-31	43-3.3	30-0	2	9	5	2	12-0.9
<b>CAREER</b>	<b>44-21</b>	<b>681-15.5</b>	<b>39-106</b>	<b>.368</b>	<b>0-0</b>	<b>.000</b>	<b>17-39</b>	<b>.436</b>	<b>61-125</b>	<b>186-4.2</b>	<b>107-3</b>	<b>10</b>	<b>30</b>	<b>54</b>	<b>4</b>	<b>95-2.2</b>
ACC	27-14	411-15.2	19-57	.333	0-0	.000	5-13	.385	36-67	103-3.8	65-1	2	21	25	2	43-1.6





# WILL SHERRILL

# #22

Junior • Forward • 6-9 • 217 • New York, N.Y. • Phillips Academy Andover

## 2009-10 SEASON:

- Named to the 2009-10 ACC All-Academic Team
- Made season debut at USF and had two points (2-2 FT) and one rebound
- Had two points and set a career high with six rebounds vs. Rider
- Had three points and three rebounds vs. Oral Roberts
- Set career highs with 18 points, seven FGs, four 3FGs, two assists and three steals, and tied a career high with six rebounds vs. Cleveland State in Cancun
- Made his first career start at Auburn and had three points and four rebounds
- Had eight points, four rebounds and two assists vs. NJIT
- Had nine points, four rebounds and two assists vs. Hampton
- Had four points and four rebounds vs. UTPA
- Had two points and four rebounds at NC State in first career ACC start
- Had five points along with four rebounds at Wake
- Had two points and four rebounds at North Carolina
- Had three points and an ACC career high five rebounds vs. NC State at JPJA
- Had an ACC career-high seven points vs. Wake Forest at JPJA
- Had three points and three rebounds at Virginia Tech

## 2009-10 GAME-BY-GAME:

Opponent	GP-GS	FG-FGA	3FG-3FGA	FT-FTA	Off-Def	Total	A	TO	Blk	Stl	PF	Min	Pts
Longwood	DNP												
at USF	1-0	0-0	0-0	2-2	0-1	1	0	0	0	0	4	2	
Rider	2-0	1-4	0-0	0-0	2-4	6	1	2	0	1	16	2	
Oral Roberts	3-0	1-1	1-1	0-0	1-2	3	0	0	0	0	11	3	
vs. Stanford	4-0	0-2	0-1	0-0	1-0	1	0	0	1	1	9	0	
vs. Cleveland St	5-0	7-9	4-5	0-0	2-4	6	2	0	1	3	24	18	
Penn State	6-0	0-2	0-2	0-0	0-4	4	1	0	0	0	20	0	
at Auburn	7-1	1-6	0-4	1-2	2-2	4	1	1	0	0	3	25	3
NJIT	8-2	3-6	2-4	0-0	2-2	4	2	1	0	0	22	8	
Hampton	9-3	4-8	1-4	0-0	2-2	4	2	1	0	1	1	26	9
UAB	10-4	0-0	0-0	0-0	1-4	5	0	1	0	0	3	24	0
UTPA	11-5	1-1	1-1	1-2	4-0	4	1	1	0	0	3	18	4
at NC State	12-6	1-5	0-0	0-0	2-2	4	0	0	1	1	0	20	2
Georgia Tech	13-6	1-1	0-0	0-2	0-1	1	0	0	0	0	3	11	2
Miami	14-6	0-2	0-2	0-0	0-2	2	0	0	0	2	2	9	0
UNCW	15-6	1-1	1-1	0-0	0-0	0	0	0	0	1	0	14	3
at Wake	16-6	2-9	1-5	0-0	3-1	4	0	1	0	2	3	17	5
Virginia Tech	17-6	0-0	0-0	0-0	3-1	4	0	1	0	2	5	15	0
at UNC	18-6	1-2	0-1	0-0	1-3	4	1	0	0	0	3	17	2
NC State	19-6	1-2	1-2	0-0	2-3	5	0	1	0	1	4	23	3
Wake	20-6	3-7	1-3	0-0	2-1	3	0	1	0	0	4	25	7
at Va Tech	21-6	1-4	1-3	0-0	0-3	3	1	0	0	0	4	13	3
at Maryland	22-6	1-5	0-4	0-0	2-1	3	0	2	0	0	3	19	2
Florida State	23-6	0-2	0-2	0-0	2-1	3	0	3	1	0	0	13	0
at Clemson	24-6	0-2	0-2	0-0	0-1	1	0	2	0	1	0	9	0
at Miami	25-6	0-1	0-0	0-0	0-0	0	0	0	0	0	2	2	0
Duke	26-6	0-0	0-0	0-0	1-1	2	2	0	0	0	2	7	0
at Boston Coll	27-6	1-3	0-2	0-0	2-1	3	0	0	0	0	0	9	2

## SINGLE GAME BESTS

### POINTS

Season: 18 vs. Cleveland State (11/25/09)  
 Career: 18 vs. Cleveland State (11/25/09)  
 ACC: 7 vs. Wake Forest (2/6/10)

### REBOUNDS

Season: 6 vs. Rider (11/19/09), vs. Cleveland St (11/25/09)  
 Career: 6 vs. Rider (11/19/09), vs. Cleveland St (11/25/09)  
 ACC: 5 vs. NC State (2/3/10)

### FG MADE

Season: 7 vs. Cleveland State (11/25/09)  
 Career: 7 vs. Cleveland State (11/25/09)  
 ACC: 3 vs. Wake Forest (2/6/10)

### FG ATTEMPTS

Season: 9 vs. Cleveland St (11/25/09), at Wake (1/23/10)  
 Career: 9 vs. Cleveland St (11/25/09), at Wake (1/23/10)  
 ACC: 9 at Wake Forest (1/23/10)

### 3 PT FG MADE

Season: 4 vs. Cleveland State (11/25/09)  
 Career: 4 vs. Cleveland State (11/25/09)  
 ACC: 1 on four occasions

### 3 PT FG ATTEMPTS

Season: 5 vs. Cleveland St (11/25/09), at Wake (1/23/10)  
 Career: 5 vs. Cleveland St (11/25/09), at Wake (1/23/10)  
 ACC: 5 at Wake Forest (1/23/10)

### FT MADE

Season: 2 at USF (11/16/09)  
 Career: 2 at USF (11/16/09)  
 ACC: 1 at Clemson (3/3/09)

### FT ATTEMPTS

Season: 2 on four occasions  
 Career: 2 on five occasions  
 ACC: 2 at Clemson (3/3/09), vs. GT (1/13/10)

### ASSISTS

Season: 2 on four occasions  
 Career: 2 on four occasions  
 ACC: 2 vs. Duke (2/28/10)

### TURNOVERS

Season: 3 vs. Florida State (2/17/10)  
 Career: 3 vs. Florida State (2/17/10)  
 ACC: 3 vs. Florida State (2/17/10)

### BLOCKS

Season: 1 on four occasions  
 Career: 1 on four occasions  
 ACC: 1 at NCSU (1/9/10), vs. FSU (2/17/10)

### STEALS

Season: 3 vs. Cleveland State (11/25/09)  
 Career: 3 vs. Cleveland State (11/25/09)  
 ACC: 2 on three occasions

### MINUTES

Season: 26 vs. Hampton (12/23/09)  
 Career: 26 vs. Hampton (12/23/09)  
 ACC: 25 vs. Wake Forest (2/6/10)

## CAREER STATISTICS

Year	G-GS	Min-Avg.	FG-FGA	Pct.	3FG-3FGA	Pct.	FT-FTA	Pct.	Off-Def.	Reb-Avg.	PF-DQ	Ast	TO	Blk	Stl	Pts-Avg
2007-08	7-0	12-1.7	3-3	1.000	1-1	1.000	0-0	.000	1-2	3-0.4	3-0	1	0	0	1	7-1.0
ACC	1-0	1-1.0	0-0	.000	0-0	.000	0-0	.000	0-0	0-0.0	0-0	0	0	0	0	0-0.0
2008-09	10-0	19-1.9	0-3	.000	0-1	.000	1-2	.500	2-1	3-0.3	2-0	1	2	0	0	1-0.1
ACC	5-0	5-1.0	0-1	.000	0-1	.000	1-2	.500	0-0	0-0.0	1-0	0	0	0	0	1-0.2
2009-10	27-6	422-15.6	31-85	.365	14-49	.286	4-8	.500	37-47	84-3.1	56-1	14	18	4	16	80-3.0
ACC	15-1	209-13.9	12-45	.267	4-26	.154	0-2	.000	20-22	42-2.8	35-1	4	11	2	9	28-1.9
CAREER	44-6	453-10.3	34-91	.374	15-51	.294	5-10	.500	40-50	90-2.0	61-1	16	20	4	17	88-2.0
ACC	21-1	215-10.2	12-46	.261	4-27	.148	1-4	.250	20-22	42-2.0	36-1	4	11	2	9	29-1.4



# TRISTAN SPURLOCK

# #24

Fr. • G/F • 6-8 • 217 • Woodbridge, Va. • Word of Life Christian Academy

## 2009-10 SEASON:

- Made collegiate debut vs. Longwood
- Scored first collegiate point at USF
- Had three points and two rebounds vs. Rider
- Had six points vs. NJIT
- Had five points and two rebounds vs. Hampton
- Had four points at Maryland
- Had five points vs. Florida State
- Had five points, two rebounds and two steals vs. #5 Duke

## SINGLE GAME BESTS

### POINTS

Season: 6 vs. NJIT (12/21/09)  
 Career: 6 vs. NJIT (12/21/09)  
 ACC: 5 vs. Florida State (2/17/10)

### REBOUNDS

Season: 2 on three occasions  
 Career: 2 on three occasions  
 ACC: 2 vs. Duke (2/28/10)

### FG MADE

Season: 3 vs. NJIT (12/21/09)  
 Career: 3 vs. NJIT (12/21/09)  
 ACC: 2 vs. Florida State (2/17/10)

### FG ATTEMPTS

Season: 5 on three occasions  
 Career: 5 on three occasions  
 ACC: 5 vs. FSU (2/17/10), vs. Duke (2/28/10)

### 3 PT FG MADE

Season: 1 vs. Rider (11/19/09), vs. Hampton (12/23/09)  
 Career: 1 vs. Rider (11/19/09), vs. Hampton (12/23/09)  
 ACC: --

### 3 PT FG ATTEMPTS

Season: 3 vs. Rider (11/19/09)  
 Career: 3 vs. Rider (11/19/09)  
 ACC: 2 vs. Florida State (2/17/10)

### FT MADE

Season: 2 at Maryland (2/15/10)  
 Career: 2 at Maryland (2/15/10)  
 ACC: 2 at Maryland (2/15/10)

### FT ATTEMPTS

Season: 2 at USF (11/16/09), at Md. (2/15/10)  
 Career: 2 at USF (11/16/09), at Md. (2/15/10)  
 ACC: 2 at Maryland (2/15/10)

### ASSISTS

Season: 1 vs. Hampton (12/23/09)  
 Career: 1 vs. Hampton (12/23/09)  
 ACC: --

### TURNOVERS

Season: 2 at USF (11/16/09)  
 Career: 2 at USF (11/16/09)  
 ACC: 1 on three occasions

### BLOCKS

Season: 1 vs. Florida State (2/17/10)  
 Career: 1 vs. Florida State (2/17/10)  
 ACC: 1 vs. Florida State (2/17/10)

### STEALS

Season: 2 vs. Duke (2/28/10)  
 Career: 2 vs. Duke (2/28/10)  
 ACC: 2 vs. Duke (2/28/10)

### MINUTES

Season: 9 at USF (11/16/09), vs. Hampton (12/23/09)  
 Career: 9 at USF (11/16/09), vs. Hampton (12/23/09)  
 ACC: 7 at Clemson (2/20/10)

## 2009-10 GAME-BY-GAME:

Opponent	GP-GS	FG-FGA	3FG-3FGA	FT-FTA	Off-Def	Total	A	TO	Blk	Stl	PF	Min	Pts
Longwood	1-0	0-1	0-0	0-0	0-0	0	0	0	0	0	1	3	0
at USF	2-0	0-0	0-0	1-2	1-0	1	0	2	0	0	0	9	1
Rider	3-0	1-4	1-3	0-0	0-2	2	0	0	0	0	2	8	3
Oral Roberts	4-0	1-1	0-0	0-0	0-0	0	0	0	0	0	0	1	2
vs. Stanford	DNP												
vs. Cleveland St	DNP												
Penn State	DNP												
at Auburn	DNP												
NJIT	5-0	3-5	0-2	0-0	0-1	1	0	0	0	1	0	5	6
Hampton	6-0	2-5	1-2	0-1	1-1	2	1	1	0	1	0	9	5
UAB	DNP												
UTPA	7-0	0-0	0-0	0-0	0-1	1	0	0	0	0	0	1	0
at NC State	DNP												
Georgia Tech	DNP												
Miami	8-0	0-0	0-0	0-0	0-0	0	0	0	0	0	1	1	0
UNCW	DNP												
at Wake	DNP												
Virginia Tech	DNP												
at UNC	9-0	0-0	0-0	0-0	0-0	0	0	0	0	0	0	1	0
NC State	DNP												
Wake	DNP												
at Va Tech	DNP												
at Maryland	10-0	1-2	0-1	2-2	1-0	1	0	1	0	1	0	5	4
Florida State	11-0	2-5	0-2	1-1	0-0	0	0	0	1	1	0	5	5
at Clemson	12-0	0-1	0-1	0-0	0-0	0	0	1	0	0	0	7	0
at Miami	DNP												
Duke	13-0	2-4	0-1	1-1	0-2	2	0	1	0	2	0	5	5
at Boston Coll	DNP												

## CAREER STATISTICS

Year	G-GS	Min-Avg.	FG-FGA	Pct.	3FG-3FGA	Pct.	FT-FTA	Pct.	Off-Def.	Reb-Avg.	PF-DQ	Ast	TO	Blk	Stl	Pts-Avg
2009-10	13-0	60-4.6	12-28	.429	2-12	.167	5-7	.714	3-7	10-0.8	4-0	1	6	1	6	31-2.4
ACC	6-0	24-4.0	5-12	.417	0-5	.000	4-4	1.000	1-2	3-0.5	1-0	0	3	1	4	14-2.3
<b>CAREER</b>	<b>13-0</b>	<b>60-4.6</b>	<b>12-28</b>	<b>.429</b>	<b>2-12</b>	<b>.167</b>	<b>5-7</b>	<b>.714</b>	<b>3-7</b>	<b>10-0.8</b>	<b>4-0</b>	<b>1</b>	<b>6</b>	<b>1</b>	<b>6</b>	<b>31-2.4</b>
ACC	6-0	24-4.0	5-12	.417	0-5	.000	4-4	1.000	1-2	3-0.5	1-0	0	3	1	4	14-2.3



# SOLOMON TAT

# #45

Sr. • G/F • 6-5 • 217 • Jos Plateau, Nigeria • Community Christian School

## 2009-10 SEASON:

- Team Tri-Captain
- Made season debut at USF
- Had four points and four rebounds vs. Rider
- Had one point and two rebounds vs. NJIT
- Had four points vs. Hampton
- Had one point vs. #23 Miami at JPJA
- Had two points at Miami
- Had three points vs. #5 Duke
- Had a season-high five points at Boston College

## SINGLE GAME BESTS

### POINTS

Season: 5 at Boston College (3/3/10)  
 Career: 12 at Xavier (1/3/08)  
 ACC: 8 at Virginia Tech (2/10/07)

### REBOUNDS

Season: 4 vs. Rider (1/19/10)  
 Career: 6 at Virginia Tech (2/10/07)  
 ACC: 6 at Virginia Tech (2/10/07)

### FG MADE

Season: 2 vs. Rider (11/19/09), vs. Hampton (12/23/09)  
 Career: 3 at Virginia Tech (2/10/07), at Xavier (1/3/08)  
 ACC: 3 at Virginia Tech (2/10/07)

### FG ATTEMPTS

Season: 3 vs. Rider (11/19/09), at BC (3/3/10)  
 Career: 9 at Virginia Tech (2/10/07)  
 ACC: 9 at Virginia Tech (2/10/07)

### 3 PT FG MADE

Season: --  
 Career: --  
 ACC: --

### 3 PT FG ATTEMPTS

Season: --  
 Career: 1 on five occasions  
 ACC: 1 on three occasions

### FT MADE

Season: 3 at Boston College (3/3/10)  
 Career: 6 at Xavier (1/3/08)  
 ACC: 3 at Boston College (3/3/10)

### FT ATTEMPTS

Season: 4 at Boston College (3/3/10)  
 Career: 9 at Xavier (1/3/08)  
 ACC: 4 at Boston College (3/3/10)

### ASSISTS

Season: --  
 Career: 5 vs. Gonzaga (1/3/07)  
 ACC: 2 at Clemson (1/28/07), at Wake (3/3/07)

### TURNOVERS

Season: 1 on four occasions  
 Career: 2 on eight occasions  
 ACC: 2 on six occasions

### BLOCKS

Season: --  
 Career: 1 vs. Longwood (2/13/07)  
 ACC: --

### STEALS

Season: 1 at UNC (1/31/10), at BC (3/3/10)  
 Career: 2 vs. Stanford (1/7/07), vs. Md. (1/16/07)  
 ACC: 2 vs. Maryland (1/16/07)

### MINUTES


Season: 11 at Boston College (3/3/10)  
 Career: 23 at Virginia Tech (2/10/07)  
 ACC: 23 at Virginia Tech (2/10/07)

## 2009-10 GAME-BY-GAME:

Opponent	GP-GS	FG-FGA	3FG-3FGA	FT-FTA	Off-Def	Total	A	TO	Blk	Stl	PF	Min	Pts
Longwood	DNP												
at USF	1-0	0-0	0-0	0-0	0-0	0	0	0	0	0	0	2	0
Rider	2-0	2-3	0-0	0-1	1-3	4	0	0	0	0	0	4	4
Oral Roberts	3-0	0-0	0-0	0-0	0-0	0	0	0	0	0	0	1	0
vs. Stanford	DNP												
vs. Cleveland St	DNP												
Penn State	DNP												
at Auburn	DNP												
NJIT	4-0	0-0	0-0	1-2	1-1	2	0	1	0	0	1	5	1
Hampton	5-0	2-2	0-0	0-0	0-1	1	0	1	0	0	0	3	4
UAB	DNP												
UTPA	6-0	0-0	0-0	0-0	0-0	0	0	0	0	0	0	1	0
at NC State	DNP												
Georgia Tech	DNP												
Miami	7-0	0-0	0-0	1-2	0-0	0	0	0	0	0	1	1	1
UNCW	DNP												
at Wake	8-0	0-0	0-0	0-0	0-0	0	0	0	0	0	0	2	0
Virginia Tech	DNP												
at UNC	9-0	0-0	0-0	0-2	0-0	0	0	0	0	1	0	1	0
NC State	DNP												
Wake	DNP												
at Va Tech	DNP												
at Maryland	DNP												
Florida State	DNP												
at Clemson	DNP												
at Miami	10-0	1-1	0-0	0-0	1-0	1	0	0	0	0	0	6	2
Duke	11-0	1-1	0-0	1-1	0-0	0	0	1	0	0	1	3	3
at Boston Coll	12-0	1-3	0-0	3-4	1-0	1	0	1	0	1	4	11	5

## CAREER STATISTICS

Year	G-GS	Min-Avg.	FG-FGA	Pct.	3FG-3FGA	Pct.	FT-FTA	Pct.	Off-Def.	Reb-Avg.	PF-DQ	Ast	TO	Blk	Stl	Pts-Avg
2006-07	20-0	165-8.3	14-40	.350	0-3	.000	12-19	.632	7-25	32-1.6	24-0	13	8	1	8	40-2.0
ACC	13-0	107-8.2	8-25	.320	0-1	.000	5-5	1.000	5-16	21-1.6	17-0	6	4	0	5	21-1.6
2007-08	15-0	100-6.7	11-24	.458	0-2	.000	13-17	.765	4-16	20-1.3	6-0	5	6	0	3	35-2.3
ACC	9-0	68-7.6	7-15	.467	0-2	.000	5-6	.833	1-12	13-1.4	4-0	3	4	0	3	19-2.1
2008-09	17-8	119-7.0	4-15	.267	0-0	.000	3-4	.750	6-10	16-0.9	17-1	5	10	0	3	11-0.6
ACC	12-8	101-8.4	3-14	.214	0-0	.000	1-2	.500	6-7	13-1.1	13-1	3	9	0	2	7-0.6
2009-10	12-0	40-3.3	7-10	.700	0-0	.000	6-12	.500	4-5	9-0.8	7-0	0	4	0	2	20-1.7
ACC	6-0	24-4.0	3-5	.600	0-0	.000	5-9	.556	6-0	2-0.3	2-0	0	2	0	2	11-1.8
<b>CAREER</b>	<b>64-8</b>	<b>424-6.6</b>	<b>36-89</b>	<b>.404</b>	<b>0-5</b>	<b>.000</b>	<b>34-52</b>	<b>.654</b>	<b>21-56</b>	<b>77-1.2</b>	<b>54-1</b>	<b>23</b>	<b>28</b>	<b>1</b>	<b>16</b>	<b>106-1.7</b>
ACC	40-8	300-7.5	21-59	.356	0-3	.000	16-22	.727	14-35	49-1.2	40-1	12	19	0	12	58-1.5



# SAMMY ZEGLINSKI

# #13

So. • G • 6-0 • 182 • Philadelphia, Pa. • The William Penn Charter School

### 2009-10 SEASON:

- Had 14 points and six rebounds vs. Longwood
- Had 12 points vs. Rider
- Had 13 points vs. Oral Roberts
- Had 10 points and four assists vs. Cleveland State in Cancun
- Had 16 points vs. Penn State
- Had 18 points and four assists at Auburn
- Had eight points, four rebounds and a career-high two blocks vs. NJIT
- Had 13 points vs. Hampton
- Had nine points and two steals vs. #24 UAB
- Had 13 points, and season-high totals of six assists and four steals vs. UTPA
- Had 10 points and a career-high eight rebounds at NC State
- Had 10 points vs. #20 Georgia Tech
- Had 10 points, seven rebounds and six assists vs. #23 Miami
- Had 10 points, tied a career high with eight rebounds and had five assists vs. UNC Wilmington
- Scored nine points vs. Virginia Tech at JPJA, including a 3-pointer with 1.3 seconds remaining to send the game into overtime
- Had a season-high and ACC career-high 19 points at North Carolina
- Had 11 points and tied a career high with eight rebounds at Clemson
- Has made more 3-pointers (52) this season than his team-leading total (33) last season

### 2009-10 GAME-BY-GAME:

Opponent	GP-GS	FG-FGA	3FG-3FGA	FT-FTA	Off-Def	Total	A	TO	Blk	Stl	PF	Min	Pts
Longwood	1-1	5-10	4-7	0-2	0-6	6	4	5	0	1	3	37	14
at USF	2-2	1-4	0-1	0-0	0-0	0	2	2	1	2	4	24	2
Rider	3-3	4-5	2-2	2-4	0-4	4	2	1	0	1	1	25	12
Oral Roberts	4-4	4-7	3-6	2-2	1-2	3	1	0	0	0	2	23	13
vs. Stanford	5-5	1-5	0-2	0-0	0-6	6	3	1	0	1	4	33	2
vs. Cleveland St	6-6	4-7	2-5	0-0	0-3	3	4	3	0	2	1	38	10
Penn State	7-7	5-14	4-9	2-2	0-1	1	2	3	1	2	3	29	16
at Auburn	8-8	5-11	5-9	3-3	0-5	5	4	1	0	1	3	34	18
NJIT	9-9	3-5	2-4	0-0	2-2	4	0	1	2	0	2	23	8
Hampton	10-10	4-9	3-8	2-2	0-1	1	2	0	1	2	0	21	13
UAB	11-11	3-6	2-4	1-1	0-1	1	0	5	0	2	3	26	9
UTPA	12-12	5-7	3-4	0-0	0-2	2	6	2	0	4	1	29	13
at NC State	13-13	2-4	2-2	4-4	1-7	8	3	1	0	0	2	36	10
Georgia Tech	14-14	4-9	2-5	0-0	0-3	3	1	1	0	1	1	27	10
Miami	15-15	3-8	2-6	2-2	0-7	7	6	0	0	1	2	26	10
UNCW	16-16	4-10	2-4	0-0	1-7	8	5	3	0	2	1	30	10
at Wake	17-17	0-5	0-3	1-3	1-1	2	2	2	0	0	2	28	1
Virginia Tech	18-18	2-7	2-7	3-4	1-4	5	4	4	2	0	3	40	9
at UNC	19-19	5-9	5-8	4-4	0-2	2	4	3	0	4	2	27	19
NC State	20-20	3-12	2-8	0-0	0-4	4	2	0	0	3	1	31	8
Wake	21-21	1-6	1-5	0-0	0-4	4	3	2	0	0	3	25	3
at Va Tech	22-22	2-9	0-4	0-0	2-3	5	2	2	0	0	0	30	4
at Maryland	23-23	0-4	0-2	0-0	0-0	0	1	1	0	0	2	23	0
Florida State	24-23	2-7	1-5	0-0	0-4	4	2	2	1	1	1	19	5
at Clemson	25-24	5-12	1-5	0-0	0-8	8	2	2	0	1	2	35	11
at Miami	26-25	2-10	1-6	0-0	0-3	3	3	0	0	2	3	36	5
Duke	27-26	2-9	1-6	1-1	0-3	3	2	1	0	0	2	33	6
at Boston Coll	28-27	0-6	0-3	0-0	1-2	3	1	1	0	0	0	15	0

### SINGLE GAME BESTS

#### POINTS

Season: 19 at North Carolina (1/31/10)  
 Career: 24 vs. Liberty (11/25/08)  
 ACC: 19 at North Carolina (1/31/10)

#### REBOUNDS

Season: 8 on three occasions  
 Career: 8 on three occasions  
 ACC: 8 at NCSU (1/9/10), at Clemson (2/20/10)

#### FG MADE

Season: 5 on six occasions  
 Career: 8 vs. Liberty (11/25/08)  
 ACC: 6 vs. Clemson (2/15/09)

#### FG ATTEMPTS

Season: 14 vs. Penn State (11/30/09)  
 Career: 14 vs. Auburn (12/20/08), vs. Penn St (11/30/09)  
 ACC: 12 vs. NCSU (2/3/10), at Clem (2/20/10)

#### 3 PT FG MADE

Season: 5 at Auburn (12/7/09), at UNC (1/31/10)  
 Career: 6 vs. Liberty (11/25/08)  
 ACC: 5 at North Carolina (1/31/10)

#### 3 PT FG ATTEMPTS

Season: 9 vs. Penn St (11/30/09), at Auburn (12/7/09)  
 Career: 10 vs. Liberty (11/25/08)  
 ACC: 9 at Georgia Tech (12/28/08)

#### FT MADE

Season: 4 at NC State (1/9/10), at UNC (1/31/10)  
 Career: 4 on four occasions  
 ACC: 4 on three occasions

#### FT ATTEMPTS

Season: 4 on four occasions  
 Career: 8 vs. Florida State (1/24/09)  
 ACC: 8 vs. Florida State (1/24/09)

#### ASSISTS

Season: 6 vs. UTPA (1/5/10), Miami (1/16/10)  
 Career: 8 at Virginia Tech (1/10/09)  
 ACC: 8 at Virginia Tech (1/10/09)

#### TURNOVERS

Season: 5 vs. Longwood (11/13/09), vs. UAB (12/30/09)  
 Career: 6 vs. Clemson (2/15/09)  
 ACC: 6 vs. Clemson (2/15/09)

#### BLOCKS

Season: 2 vs. NJIT (12/21/09), vs. VT (1/28/10)  
 Career: 2 vs. NJIT (12/21/09), vs. VT (1/28/10)  
 ACC: 2 vs. Virginia Tech (1/28/10)

#### STEALS

Season: 4 vs. UTPA (1/5/10), at UNC (1/31/10)  
 Career: 5 vs. Florida State (1/24/09)  
 ACC: 5 vs. Florida State (1/24/09)

#### MINUTES

Season: 40 vs. Virginia Tech (1/28/10)  
 Career: 40 vs. Virginia Tech (1/28/10)  
 ACC: 40 vs. Virginia Tech (1/28/10)

### CAREER STATISTICS

Year	G-GS	Min-Avg.	FG-FGA	Pct.	3FG-3FGA	Pct.	FT-FTA	Pct.	Off-Def.	Reb-Avg.	PF-DQ	Ast	TO	Blk	Stl	Pts-Avg
2007-08	8-0	62-7.8	3-12	.250	1-7	.143	0-2	.000	3-6	9-1.1	8-0	15	9	1	3	7-0.9
ACC	0-0															
2008-09	28-15	669-23.9	82-213	.385	33-105	.314	20-35	.571	9-57	66-2.4	68-2	84	70	2	36	217-7.8
ACC	16-7	362-22.6	32-101	.317	12-56	.214	6-16	.375	6-27	33-2.1	33-0	44	37	0	18	82-5.1
2009-10	28-27	803-28.7	81-217	.373	52-140	.371	27-34	.794	10-95	105-3.8	54-0	73	49	8	33	241-8.6
ACC	15-14	431-28.7	33-117	.282	20-75	.267	15-18	.833	6-55	61-4.1	26-0	38	22	3	13	101-6.7
<b>CAREER</b>	<b>64-42</b>	<b>1534-24.0</b>	<b>166-442</b>	<b>.376</b>	<b>86-252</b>	<b>.341</b>	<b>47-71</b>	<b>.662</b>	<b>22-158</b>	<b>180-2.8</b>	<b>130-2</b>	<b>172</b>	<b>128</b>	<b>11</b>	<b>72</b>	<b>465-7.3</b>
ACC	31-21	793-25.6	65-218	.298	32-131	.244	21-34	.618	12-82	94-3.0	59-0	82	59	3	31	183-5.9



# VIRGINIA

## 2009-10 Men's Basketball Game Notes

**VIRGINIA** 85 November 13, 2009  
**LONGWOOD** 72 John Paul Jones Arena • Charlottesville, Va.

### LONGWOOD (0-1)

Player	FG	3FG	FT	O-D	Reb	PF	Pts	A	TO	Blk	Stl	Min
Robinson (F)	6-8	0-0	1-2	1-4	5	3	13	1	0	0	3	20
Smith (F)	2-10	0-3	1-3	0-5	5	3	5	1	4	0	0	30
Dawson (G)	4-7	2-3	0-0	0-3	3	3	10	5	0	0	1	31
Mitchell (G)	1-5	1-3	0-0	0-1	1	4	3	2	1	1	0	26
Swecker (G)	4-11	2-5	0-0	0-0	0	2	10	0	0	0	2	29
Carter	8-10	0-0	2-3	0-1	1	3	18	0	2	0	3	24
Washington	4-9	3-7	0-0	0-1	1	0	11	3	3	0	0	24
Gee	0-0	0-0	2-2	1-2	3	0	2	0	0	0	0	10
Persaud	0-0	0-0	0-0	0-0	0	0	0	0	1	0	0	2
van der Kooy	0-1	0-1	0-0	0-0	0	1	0	0	0	0	0	4
				1-1	2							
<b>TOTALS</b>	<b>29-61</b>	<b>8-22</b>	<b>6-10</b>	<b>3-18</b>	<b>21</b>	<b>19</b>	<b>72</b>	<b>12</b>	<b>11</b>	<b>1</b>	<b>9</b>	<b>200</b>
	.475	.364	.600									

### VIRGINIA (1-0)

Player	FG	3FG	FT	O-D	Reb	PF	Pts	A	TO	Blk	Stl	Min
Scott (F)	5-8	0-0	2-2	3-10	13	3	12	0	1	2	1	31
Farrakhan (G)	5-8	1-4	6-6	0-5	5	2	17	4	3	0	1	31
Zeglinski (G)	5-10	4-7	0-2	0-6	6	3	14	4	5	0	1	37
Landesberg (G)	8-13	1-1	6-8	1-5	6	2	23	4	3	0	1	34
Jones (G)	3-6	0-2	4-4	0-1	1	0	10	1	1	0	1	24
Evans	2-2	0-0	0-0	0-2	2	3	4	1	3	0	1	20
Spurlock	0-1	0-0	0-0	0-0	0	1	0	0	0	0	0	3
Meynsse	2-2	0-0	1-2	1-1	2	0	5	0	0	0	0	20
				0-1	1							
<b>TOTALS</b>	<b>30-50</b>	<b>6-14</b>	<b>19-24</b>	<b>5-31</b>	<b>36</b>	<b>14</b>	<b>85</b>	<b>14</b>	<b>16</b>	<b>2</b>	<b>6</b>	<b>200</b>
	.600	.429	.792									

LONGWOOD	27	45	72
VIRGINIA	49	36	85

Officials: Freddie Williams, Jose Carrion, Tim Comer  
 Technicals: none  
 Attendance: 10,787

**USF** 66 November 16, 2009  
**VIRGINIA** 49 The Sun Dome • Tampa, Fla.

### VIRGINIA (1-1)

Player	FG	3FG	FT	O-D	Reb	PF	Pts	A	TO	Blk	Stl	Min
Scott (F)	4-9	0-0	1-2	1-4	5	5	9	0	0	0	0	16
Farrakhan (G)	1-9	0-2	1-1	0-1	1	1	3	2	1	0	0	29
Zeglinski (G)	1-4	0-1	0-0	0-0	0	4	2	2	2	1	2	24
Landesberg (G)	5-14	0-1	4-4	1-1	2	1	14	2	0	0	0	33
Jones (G)	3-10	1-7	0-0	1-4	5	0	7	0	0	0	1	28
Evans	1-1	0-0	0-0	0-0	0	1	2	0	4	0	1	13
Baker	2-4	1-1	0-0	1-1	2	2	5	1	0	0	0	15
Sherrill	0-0	0-0	2-2	0-1	1	0	2	0	0	0	0	4
Spurlock	0-0	0-0	1-2	1-0	1	0	1	0	2	0	0	9
Tat	0-0	0-0	0-0	0-0	0	0	0	0	0	0	0	2
Meynsse	0-1	0-0	4-6	2-2	4	3	4	0	0	0	1	27
				2-1	3							
<b>TOTALS</b>	<b>17-52</b>	<b>2-12</b>	<b>13-17</b>	<b>9-15</b>	<b>24</b>	<b>17</b>	<b>49</b>	<b>7</b>	<b>9</b>	<b>1</b>	<b>5</b>	<b>200</b>
	.327	.167	.765									

### USF (2-0)

Player	FG	3FG	FT	O-D	Reb	PF	Pts	A	TO	Blk	Stl	Min
Gilchrist (F)	5-9	1-1	7-7	3-5	8	4	18	3	6	3	0	34
Famous (F)	4-4	0-0	4-7	1-7	8	4	12	2	1	1	0	30
Howard (G)	1-4	0-1	0-0	2-1	3	2	2	1	2	0	0	30
Jones (G)	10-18	1-4	1-1	1-6	7	3	22	4	1	0	4	38
Mercer (G)	1-3	0-1	1-2	0-4	4	0	3	0	2	0	0	23
Dumars	0-1	0-1	0-0	0-0	0	1	0	0	0	0	0	1
Leemow	3-4	3-3	0-1	0-2	2	0	9	1	0	0	1	28
Kardok	0-0	0-0	0-0	0-0	0	0	0	0	0	0	0	1
Noriega	0-0	0-0	0-0	0-0	0	0	0	0	0	0	0	2
Burwell	0-1	0-0	0-0	0-0	0	0	0	0	0	0	0	1
Fitzpatrick	0-1	0-0	0-0	0-1	1	3	0	0	1	0	1	12
				1-1	2							
<b>TOTALS</b>	<b>24-45</b>	<b>5-11</b>	<b>13-18</b>	<b>8-27</b>	<b>35</b>	<b>17</b>	<b>66</b>	<b>11</b>	<b>14</b>	<b>4</b>	<b>6</b>	<b>200</b>
	.533	.455	.722									

VIRGINIA	27	22	49
USF	31	35	66

Officials: Mike Stuart, Earl Walton, James Breeding  
 Technicals: none  
 Attendance: 4,193

**VIRGINIA** 79 November 19, 2009  
**RIDER** 46 John Paul Jones Arena • Charlottesville, Va.

### RIDER (2-1)

Player	FG	3FG	FT	O-D	Reb	PF	Pts	A	TO	Blk	Stl	Min
Ringgold (F)	4-12	0-0	0-2	1-1	2	3	8	1	2	2	0	34
Gadson (F)	1-4	1-2	0-0	1-3	4	3	3	1	2	1	0	17
Jackson (F)	1-1	0-0	0-0	0-1	1	1	2	0	1	0	0	11
R. Thompson (G)	3-7	1-4	2-6	0-0	0	2	9	1	3	1	1	30
Robinson (G)	2-6	1-4	0-0	0-2	2	3	5	2	2	0	1	25
Youngblood	2-6	1-3	0-0	0-2	2	2	5	2	2	0	0	22
Johnson	0-0	0-0	1-2	0-0	0	0	1	0	0	0	0	5
J. Thompson	0-3	0-2	0-0	0-2	2	1	0	3	0	1	0	19
Mansell	1-3	1-3	0-0	0-0	0	0	3	0	0	0	0	13
Nd-Ezuma	0-2	0-0	0-0	1-1	2	0	0	0	0	0	1	1
Penn	3-7	2-5	2-2	2-5	7	1	10	0	2	0	0	21
Myers	0-0	0-0	0-0	0-0	0	0	0	0	0	0	0	2
				2-3	5							
<b>TOTALS</b>	<b>17-51</b>	<b>7-23</b>	<b>5-12</b>	<b>7-20</b>	<b>27</b>	<b>16</b>	<b>46</b>	<b>10</b>	<b>14</b>	<b>5</b>	<b>3</b>	<b>200</b>
	.333	.304	.417									

### VIRGINIA (2-1)

Player	FG	3FG	FT	O-D	Reb	PF	Pts	A	TO	Blk	Stl	Min
Scott (F)	8-9	0-0	1-2	3-6	9	1	17	3	1	0	0	28
Meynsse (F)	1-3	0-0	2-3	1-1	2	3	4	2	1	2	0	22
Farrakhan (G)	2-6	2-5	2-2	0-1	1	1	8	2	1	0	1	22
Zeglinski (G)	4-5	2-2	2-4	0-4	4	1	12	2	1	0	1	25
Landesberg (G)	4-8	0-0	2-2	2-2	4	2	10	1	1	0	0	20
Browman	0-0	0-0	0-0	0-0	0	0	0	0	0	0	0	1
Evans	0-0	0-0	0-0	0-1	1	0	0	2	1	0	0	11
Baker	2-5	0-1	4-4	0-2	2	2	8	2	2	0	1	18
Jonke	0-0	0-0	0-0	0-1	1	0	0	0	0	0	0	3
Kody	0-2	0-0	0-0	1-0	1	1	0	0	0	0	0	3
Sherrill	1-4	0-0	0-0	2-4	6	1	2	1	2	0	1	16
Jones	4-7	2-5	1-1	0-1	1	0	11	0	0	1	1	19
Spurlock	1-4	1-3	0-0	0-2	2	2	3	0	0	0	0	8
Tat	2-3	0-0	0-1	1-3	4	0	4	0	0	0	0	4
				1-3	4							
<b>TOTALS</b>	<b>29-56</b>	<b>7-16</b>	<b>14-19</b>	<b>11-31</b>	<b>42</b>	<b>14</b>	<b>79</b>	<b>15</b>	<b>10</b>	<b>3</b>	<b>5</b>	<b>200</b>
	.518	.438	.737									

RIDER	22	24	46
VIRGINIA	36	43	79

Officials: Sean Hull, Ray Perone, Jeff Nichols  
 Technicals: none  
 Attendance: 8,061

**VIRGINIA** 76 November 21, 2009  
**ORAL ROBERTS** 55 John Paul Jones Arena • Charlottesville, Va.

### ORAL ROBERTS (2-2)

Player	FG	3FG	FT	O-D	Reb	PF	Pts	A	TO	Blk	Stl	Min
Morrison (F)	3-15	1-5	0-0	0-2	2	4	7	0	2	0	0	31
Craion (F)	2-8	0-1	2-2	3-8	11	1	6	0	4	0	0	28
Ford (C)	6-9	0-0	4-8	5-5	10	2	16	2	3	2	1	31
Pearson (G)	1-4	1-1	0-0	0-1	1	1	3	2	2	0	2	12
Stokes (G)	4-8	4-5	1-2	1-1	2	2	13	2	1	0	0	31
Rogers	0-2	0-1	0-0	0-0	0	0	0	0	0	0	0	3
Holdman	0-2	0-0	1-2	2-1	3	4	1	1	0	0	1	20
Niles	1-4	1-3	1-2	0-1	1	2	4	0	1	0	0	23
Bell-Holter	1-4	0-1	3-4	1-0	1	4	5	0	1	1	0	19
Nasarre	0-0	0-0	0-0	0-0	0	0	0	0	0	0	0	2
				0-4	4							
<b>TOTALS</b>	<b>18-56</b>	<b>7-17</b>	<b>12-20</b>	<b>12-23</b>	<b>35</b>	<b>20</b>	<b>55</b>	<b>7</b>	<b>14</b>	<b>3</b>	<b>4</b>	<b>200</b>
	.321	.412	.600									

### VIRGINIA (3-1)

Player	FG	3FG	FT	O-D	Reb	PF	Pts	A	TO	Blk	Stl	Min
Scott (F)	6-12	0-0	3-4	4-6	10	2	15	2	2	0	1	32
Meynsse (F)	1-3	0-0	0-1	1-5	6	3	2	0	0	0	0	22
Farrakhan (G)	4-8	2-3	3-4	1-1	2	0	13	4	2	0	1	32
Zeglinski (G)	4-7	3-6	2-2	1-2	3	2	13	1	0	0	0	23

**STANFORD** 57      November 24, 2009  
**VIRGINIA** 52      Moon Palace Resort • Cancun, Mexico

<b>VIRGINIA (3-2)</b>												
Player	FG	3FG	FT	O-D	Reb	PF	Pts	A	TO	Blk	Stl	Min
Scott (F)	2-6	0-0	3-6	2-7	9	4	7	3	4	1	0	29
Meynsse (F)	1-2	0-0	2-2	2-6	8	1	4	0	0	1	1	16
Zeglinski (G)	1-5	0-2	0-0	0-6	6	4	2	3	1	0	1	33
Landesberg (G)	7-12	0-4	2-4	1-3	4	3	16	2	3	1	1	30
Jones (G)	5-9	4-7	3-4	0-1	1	0	17	0	1	0	2	34
Evans	0-1	0-1	0-0	0-0	0	0	0	0	0	0	0	6
Farrakhan	0-2	0-2	3-4	1-0	1	2	3	1	3	0	1	11
Baker	0-3	0-1	1-2	0-1	1	2	1	1	1	0	1	19
Sene	1-3	0-0	0-2	0-3	3	1	2	0	0	0	0	13
Sherrill	0-2	0-1	0-0	1-0	1	1	0	0	0	1	1	9
				1-0	1							
<b>TOTALS</b>	<b>17-45</b>	<b>4-18</b>	<b>14-24</b>	<b>8-27</b>	<b>35</b>	<b>18</b>	<b>52</b>	<b>10</b>	<b>13</b>	<b>4</b>	<b>8</b>	<b>200</b>
	<b>.378</b>	<b>.222</b>	<b>.583</b>									

<b>STANFORD (3-2)</b>												
Player	FG	3FG	FT	O-D	Reb	PF	Pts	A	TO	Blk	Stl	Min
Fields (F)	9-16	2-3	5-8	6-7	13	2	25	3	1	0	3	37
Zimmerman (F)	0-5	0-1	0-0	0-2	2	3	0	0	1	0	0	19
Trotter (F)	2-5	0-0	0-0	1-5	6	4	4	1	0	1	0	25
Mann (G)	2-5	1-1	2-7	1-3	4	3	7	5	2	0	0	37
Green (G)	4-14	2-6	0-0	1-2	3	3	10	0	1	0	1	29
Shiller	3-7	3-4	0-0	0-2	2	1	9	1	1	0	1	25
Igbinsosa	0-0	0-0	0-0	0-2	2	0	0	0	1	0	0	3
Dildy	1-2	0-1	0-0	0-1	1	0	2	0	1	0	0	12
Bullock	0-0	0-0	0-0	1-1	2	2	0	1	2	0	0	13
				0-1	1							
<b>TOTALS</b>	<b>21-54</b>	<b>8-16</b>	<b>7-15</b>	<b>10-26</b>	<b>36</b>	<b>18</b>	<b>57</b>	<b>11</b>	<b>10</b>	<b>1</b>	<b>5</b>	<b>200</b>
	<b>.389</b>	<b>.500</b>	<b>.467</b>									

<b>VIRGINIA</b>	31	21	52	Officials:	Darron George, Tony Padilla, Mark Maslona
<b>STANFORD</b>	30	27	57	Technicals:	none
				Attendance:	200

**VIRGINIA** 76      November 25, 2009  
**CLEVELAND ST.** 65      Moon Palace Resort • Cancun, Mexico

<b>VIRGINIA (4-2)</b>												
Player	FG	3FG	FT	O-D	Reb	PF	Pts	A	TO	Blk	Stl	Min
Scott (F)	6-10	0-0	3-4	4-4	8	0	15	3	2	0	0	36
Meynsse (F)	1-2	0-0	0-0	1-1	2	3	2	0	0	0	0	11
Farrakhan (G)	4-7	3-5	0-0	0-1	1	1	11	2	4	1	0	33
Zeglinski (G)	4-7	2-5	0-0	0-3	3	1	10	4	3	0	2	38
Landesberg (G)	6-13	1-1	7-9	0-5	5	2	20	5	1	0	1	38
Evans	0-0	0-0	0-0	0-0	0	0	0	0	0	0	0	0+
Baker	0-2	0-0	0-1	0-0	0	0	0	1	0	0	0	9
Sene	0-2	0-0	0-0	1-0	1	0	0	0	0	0	0	6
Sherrill	7-9	4-5	0-0	2-4	6	3	18	2	0	1	3	24
Jones	0-1	0-1	0-0	0-2	2	0	0	0	0	0	0	5
				4-0	4							
<b>TOTALS</b>	<b>28-53</b>	<b>10-17</b>	<b>10-14</b>	<b>12-20</b>	<b>32</b>	<b>10</b>	<b>76</b>	<b>17</b>	<b>10</b>	<b>2</b>	<b>6</b>	<b>200</b>
	<b>.528</b>	<b>.588</b>	<b>.714</b>									

<b>CLEVELAND STATE (3-3)</b>												
Player	FG	3FG	FT	O-D	Reb	PF	Pts	A	TO	Blk	Stl	Min
Cunningham (F)	2-5	2-4	0-0	0-4	4	1	6	0	0	0	0	24
Pogue (F)	5-5	0-0	3-6	0-4	4	2	13	4	1	2	1	37
Harmon (G)	3-9	1-7	0-0	0-2	2	0	7	1	3	0	1	24
Cole (G)	5-10	2-4	0-0	0-1	1	3	12	5	1	1	3	38
Brown (G)	2-4	0-1	0-0	2-1	3	5	4	4	2	0	1	36
James	0-0	0-0	0-0	0-0	0	1	0	0	0	0	0	3
Montgomery	5-8	3-4	1-1	0-1	1	1	14	0	0	0	0	20
Woods	0-0	0-0	0-0	0-0	0	0	0	0	0	0	0	0+
McCoy	0-0	0-0	0-0	0-0	0	0	0	0	0	0	0	0+
Ajere	3-4	0-0	0-1	0-2	2	2	6	0	2	0	1	8
Kamczyk	1-2	1-1	0-0	0-1	1	1	3	0	1	0	0	10
Latas	0-0	0-0	0-0	0-0	0	0	0	0	0	0	0	0+
				0-0	0							
<b>TOTALS</b>	<b>26-47</b>	<b>9-21</b>	<b>4-8</b>	<b>2-16</b>	<b>18</b>	<b>16</b>	<b>65</b>	<b>14</b>	<b>10</b>	<b>3</b>	<b>7</b>	<b>200</b>
	<b>.553</b>	<b>.429</b>	<b>.500</b>									

<b>VIRGINIA</b>	27	49	76	Officials:	Darryl Smith, Mark Maslona, Jeff Spedoske
<b>CLEVELAND ST.</b>	34	31	65	Technicals:	none
				Attendance:	250

**PENN STATE** 69      November 30, 2009  
**VIRGINIA** 66      John Paul Jones Arena • Charlottesville, Va.

<b>PENN STATE (5-2)</b>												
Player	FG	3FG	FT	O-D	Reb	PF	Pts	A	TO	Blk	Stl	Min
Jackson (F)	1-4	0-0	0-0	3-4	7	3	2	0	0	1	0	28
Jones (F)	3-7	0-0	0-0	3-4	7	4	6	0	0	1	0	24
Brooks (F)	3-7	1-2	1-1	2-7	9	2	8	1	0	1	1	32
Battle (G)	9-15	5-9	9-13	0-4	4	3	32	4	4	0	1	38
Frazier (G)	4-8	0-2	3-5	0-2	2	3	11	5	1	0	1	26
Babb	1-5	0-3	4-6	0-2	2	0	6	2	2	0	1	24
Edwards	2-5	0-1	0-0	0-1	1	1	4	0	3	0	0	16
Borovnjak	0-0	0-0	0-0	0-0	0	1	0	0	0	0	0	1
Ott	0-1	0-0	0-0	0-2	2	0	0	0	0	0	0	11
				2-2	4							
<b>TOTALS</b>	<b>23-52</b>	<b>6-17</b>	<b>17-25</b>	<b>10-28</b>	<b>38</b>	<b>17</b>	<b>69</b>	<b>12</b>	<b>10</b>	<b>3</b>	<b>4</b>	<b>200</b>
	<b>.442</b>	<b>.353</b>	<b>.680</b>									

<b>VIRGINIA (4-3)</b>												
Player	FG	3FG	FT	O-D	Reb	PF	Pts	A	TO	Blk	Stl	Min
Scott (F)	8-14	0-0	1-2	1-10	11	3	17	1	1	0	0	34
Meynsse (F)	2-4	0-0	1-1	3-3	6	1	5	0	1	1	1	23
Farrakhan (G)	2-6	1-1	0-0	0-0	0	3	5	2	1	0	0	24
Zeglinski (G)	5-14	4-9	2-2	0-1	1	3	16	2	3	1	2	29
Landesberg (G)	6-13	2-2	4-8	3-2	5	5	18	2	1	1	0	33
Evans	0-0	0-0	0-0	0-0	0	4	0	0	0	0	0	1
Baker	1-3	0-0	0-0	0-1	1	3	2	0	0	0	1	20
Sherrill	0-2	0-2	0-0	0-4	4	2	0	1	0	0	0	20
Jones	1-5	1-1	0-0	0-0	0	1	3	0	1	0	0	16
				4-3	7							
<b>TOTALS</b>	<b>25-61</b>	<b>8-15</b>	<b>8-13</b>	<b>11-24</b>	<b>35</b>	<b>25</b>	<b>66</b>	<b>10</b>	<b>8</b>	<b>3</b>	<b>4</b>	<b>200</b>
	<b>.410</b>	<b>.533</b>	<b>.615</b>									

<b>PENN STATE</b>	21	48	69	Officials:	Karl Hess, Les Jones, Brian Dorsey
<b>VIRGINIA</b>	27	39	66	Technicals:	none
				Attendance:	8,898

**AUBURN** 68      December 7, 2009  
**VIRGINIA** 67      Beard-Eaves Coliseum • Auburn, Ala.

<b>VIRGINIA (4-4)</b>												
Player	FG	3FG	FT	O-D	Reb	PF	Pts	A	TO	Blk	Stl	Min
Sherrill (F)	1-6	0-4	1-2	2-2	4	3	3	1	1	0	0	25
Meynsse (F)	1-1	0-0	0-0	1-2	3	4	2	0	1	1	1	20
Farrakhan (G)	0-3	0-2	0-0	1-0	1	2	0	1	2	0	0	9
Zeglinski (G)	5-11	5-9	3-3	0-5	5	3	18	4	1	0	1	34
Landesberg (G)	8-20	0-1	4-5	0-3	3	1	20	1	2	0	0	35
Evans	2-5	0-0	0-0	0-2	2	3	4	5	0	0	3	18
Baker	1-3	0-2	0-0	1-0	1	2	2	1	1	0	0	10
Sene	1-1	0-0	0-0	1-2	3	3	2	0	1	3	0	20
Jones	6-8	4-4	0-0	0-2	2	0	16	0	0	0	1	29
				4-3	7							
<b>TOTALS</b>	<b>25-58</b>	<b>9-22</b>	<b>8-10</b>	<b>10-21</b>	<b>31</b>	<b>21</b>	<b>67</b>	<b>13</b>	<b>9</b>	<b>4</b>	<b>6</b>	<b>200</b>
	<b>.431</b>	<b>.409</b>	<b>.800</b>									

<b>AUBURN (5-4)</b>												
Player	FG	3FG	FT	O-D	Reb	PF	Pts	A	TO	Blk	Stl	Min
Hargrove (F)	6-11	1-2	0-0	1-8	9	3	13	1	4	1	1	35
Lett (F)	0-2	0-0	0-0	0-1	1	1	0	0	1	0	0	7
Reed (G)	6-12	3-5	3-5	1-4	5	3	18	7	2	0	1	38
Sullivan (G)	4-9	4-9	0-0	0-5	5	3	12	2	1	0	1	37
Waller (G)	2-4	2-4	4-5	0-0	0	2	10	1	3	1	1	24
Malone	0-1	0-1	0-0	0-0	0	0	0	0	0	0	0	3
Armstrong	0-1	0-0	0-0	0-0	0	0	0	0	0	0	0	2
Neysmith	0-0	0-0	0-0	0-2	2	0	0	0	0	0	0	4
Gabriel	1-3	0-2	0-0	1-0	1	0	2	0	0	0	0	5
Knox	5-5	0-0	1-7	4-2	6	2	11	0	1	1	0	31
Ross	1-5	0-3	0-0	4-0	4	1	2	1	0	0	0	14
				1-1	2							
<b>TOTALS</b>	<b>25-53</b> </											

**VIRGINIA** **68** December 21, 2009  
**NJIT** **37** John Paul Jones Arena • Charlottesville, Va.

**NJIT (3-8)**

Player	FG	3FG	FT	O-D	Reb	PF	Pts	A	TO	Blk	Stl	Min
Regis (F)	2-9	0-0	1-2	1-4	5	3	5	0	0	2	0	28
Flores (G)	2-7	0-3	0-0	0-1	1	1	4	1	4	0	1	32
Wilson (G)	3-11	2-5	3-6	2-2	4	1	11	1	1	0	0	24
Wilkerson (G)	3-7	2-3	1-2	0-6	6	2	9	2	2	0	1	31
Scott (G)	1-4	1-2	0-0	0-4	4	1	3	2	1	0	0	28
Lopez	0-1	0-0	0-0	2-3	5	1	0	0	0	0	0	9
Schickel, S.	1-5	1-4	0-0	0-1	1	0	3	1	1	0	0	22
Schickel, T.	1-2	0-0	0-0	0-1	1	1	2	0	1	0	1	12
Darnell	0-0	0-0	0-0	0-0	0	0	0	0	0	0	1	2
McCarthy	0-2	0-0	0-0	0-3	3	5	0	0	2	0	0	12
				0-1	1							
<b>TOTALS</b>	<b>13-48</b>	<b>6-17</b>	<b>5-10</b>	<b>5-26</b>	<b>31</b>	<b>15</b>	<b>37</b>	<b>8</b>	<b>14</b>	<b>2</b>	<b>4</b>	<b>200</b>
	.271	.353	.500									

**VIRGINIA (5-4)**

Player	FG	3FG	FT	O-D	Reb	PF	Pts	A	TO	Blk	Stl	Min
Sherrill (F)	3-6	2-4	0-0	2-2	4	0	8	2	1	0	0	22
Sene (C)	1-5	0-0	2-3	4-7	11	2	4	1	0	2	1	28
Baker (G)	4-8	1-2	0-0	0-2	2	1	9	1	1	0	1	22
Zeglinski (G)	3-5	2-4	0-0	2-2	4	2	8	0	1	2	0	23
Landesberg (G)	3-11	0-0	4-4	1-4	5	0	10	1	2	0	3	23
Browman	0-0	0-0	0-0	0-1	1	1	0	0	0	0	0	3
Evans	3-4	0-0	1-2	0-5	5	1	7	3	0	0	2	23
Farrakhan	0-5	0-1	0-0	0-2	2	0	0	2	0	0	0	16
Jonke	0-1	0-1	0-0	0-0	0	0	0	0	1	0	0	4
Kody	0-0	0-0	0-0	0-0	0	0	0	1	0	0	1	2
Jones	3-9	2-6	3-4	0-2	2	0	11	0	0	0	0	14
Spurlock	3-5	0-2	0-0	0-1	1	0	6	0	0	0	1	5
Tat	0-0	0-0	1-2	1-1	2	1	1	0	1	0	0	5
Meyinsse	1-3	0-0	2-2	3-2	5	1	4	1	0	1	2	10
				2-0	2							
<b>TOTALS</b>	<b>24-62</b>	<b>7-20</b>	<b>13-17</b>	<b>15-31</b>	<b>46</b>	<b>9</b>	<b>68</b>	<b>12</b>	<b>7</b>	<b>5</b>	<b>11</b>	<b>200</b>
	.387	.350	.765									

<b>NJIT</b>	19	18	37
<b>VIRGINIA</b>	32	36	68

Officials: Mike Wood, Mike Eades, Jose Carrion  
 Technicals: none • Attendance: 7,264

**VIRGINIA** **72** December 30, 2009  
**#24 UAB** **63** John Paul Jones Arena • Charlottesville, Va.

**UAB (11-2)**

Player	FG	3FG	FT	O-D	Reb	PF	Pts	A	TO	Blk	Stl	Min
Crawford (F)	5-9	0-1	4-6	0-2	2	5	14	1	1	0	0	26
Johnson (G)	2-7	0-0	1-4	1-3	4	3	5	5	2	0	1	39
Sanders (G)	2-9	1-6	0-1	3-3	6	1	5	0	1	1	0	35
Millsap (G)	13-22	1-2	0-0	4-7	11	3	27	1	4	0	1	34
Drake (G)	1-4	0-3	0-0	0-2	2	3	2	0	3	0	0	37
Cooper	2-2	0-0	0-4	1-1	2	2	4	0	2	0	1	16
Moore	1-1	0-0	0-0	0-0	0	0	2	0	0	0	0	4
Fields	1-3	0-2	0-0	0-0	0	0	2	0	0	0	0	5
Soko	1-2	0-0	0-0	2-0	2	1	2	0	0	0	0	4
				2-2	4							
<b>TOTALS</b>	<b>28-59</b>	<b>2-14</b>	<b>5-15</b>	<b>13-20</b>	<b>33</b>	<b>18</b>	<b>63</b>	<b>7</b>	<b>13</b>	<b>1</b>	<b>3</b>	<b>200</b>
	.475	.143	.333									

**VIRGINIA (7-4)**

Player	FG	3FG	FT	O-D	Reb	PF	Pts	A	TO	Blk	Stl	Min
Sherrill (F)	0-0	0-0	0-0	1-4	5	3	0	0	1	0	0	24
Sene (C)	0-1	0-0	1-2	2-0	2	0	1	0	0	2	0	7
Baker (G)	3-8	1-5	1-2	0-2	2	2	8	6	2	0	1	24
Zeglinski (G)	3-6	2-4	1-1	0-1	1	3	9	0	5	0	2	26
Landesberg (G)	6-16	0-0	7-10	2-4	6	3	19	4	2	1	0	34
Evans	3-4	1-1	2-2	0-0	0	2	9	3	0	0	2	21
Farrakhan	3-5	2-3	2-2	0-2	2	0	10	2	0	2	1	21
Jones	0-2	0-0	0-0	0-0	0	0	0	0	1	0	0	6
Scott	4-7	0-0	2-2	1-6	7	3	10	0	1	0	0	23
Meyinsse	3-3	0-0	0-0	1-2	3	1	6	0	0	1	0	14
				2-2	4							
<b>TOTALS</b>	<b>25-52</b>	<b>6-13</b>	<b>16-21</b>	<b>9-23</b>	<b>32</b>	<b>17</b>	<b>72</b>	<b>15</b>	<b>12</b>	<b>6</b>	<b>6</b>	<b>200</b>
	.481	.462	.762									

<b>UAB</b>	35	28	63
<b>VIRGINIA</b>	30	42	72

Officials: Raymond Styons, Brent Hampton, Patrick Adams  
 Technicals: none  
 Attendance: 9,444

**VIRGINIA** **80** December 23, 2009  
**HAMPTON** **54** John Paul Jones Arena • Charlottesville, Va.

**HAMPTON (2-10)**

Player	FG	3FG	FT	O-D	Reb	PF	Pts	A	TO	Blk	Stl	Min
Funches (F)	3-9	0-1	4-4	6-4	10	1	10	1	3	2	2	33
Freeman (F)	3-7	0-0	2-4	1-0	1	3	8	0	2	1	1	31
Lola-Charles (C)	0-3	0-0	0-0	2-1	3	3	0	0	1	1	0	14
Pellum (G)	1-5	0-3	0-0	0-1	1	0	2	0	2	0	0	22
Simpson (G)	2-7	1-5	0-0	0-2	2	1	5	1	3	0	0	19
Brooks	0-1	0-1	0-2	0-0	0	1	0	5	1	0	0	17
Tunnell	0-1	0-0	0-0	0-0	0	0	0	0	0	0	0	7
Tolson	3-6	1-4	0-0	0-2	2	1	7	0	0	0	1	17
Morgan	6-12	4-7	2-2	1-0	1	1	18	0	1	0	1	26
Ntoko	1-2	0-0	0-0	0-1	1	0	2	0	0	0	1	2
Reed	1-1	0-0	0-0	0-1	1	0	2	0	0	0	0	10
Taylor	0-0	0-0	0-0	0-0	0	1	0	0	0	0	0	2
				2-2	4							
<b>TOTALS</b>	<b>20-54</b>	<b>6-21</b>	<b>8-12</b>	<b>12-14</b>	<b>26</b>	<b>12</b>	<b>54</b>	<b>7</b>	<b>13</b>	<b>4</b>	<b>6</b>	<b>200</b>
	.370	.286	.667									

**VIRGINIA (6-4)**

Player	FG	3FG	FT	O-D	Reb	PF	Pts	A	TO	Blk	Stl	Min
Sherrill (F)	4-8	1-4	0-0	2-2	4	1	9	2	1	0	1	26
Sene (C)	3-6	0-0	2-2	2-6	8	3	8	1	2	5	1	25
Baker (G)	2-4	1-2	0-0	2-0	2	0	5	4	0	0	0	18
Zeglinski (G)	4-9	3-8	2-2	0-1	1	0	13	2	0	1	2	21
Landesberg (G)	5-13	1-2	3-3	7-5	12	0	14	6	1	0	1	28
Browman	0-0	0-0	0-0	0-0	0	1	0	0	1	0	0	2
Evans	2-2	0-0	0-0	0-3	3	1	4	3	3	0	0	17
Farrakhan	3-5	2-2	2-2	1-0	1	1	10	2	0	0	0	16
Jonke	0-0	0-0	0-0	0-1	1	0	0	0	1	0	0	2
Kody	0-0	0-0	0-0	0-0	0	0	0	0	0	0	0	2
Jones	3-6	2-3	0-0	1-0	1	1	8	1	0	1	0	18
Spurlock	2-5	1-2	0-1	1-1	2	0	5	1	1	0	1	9
Tat	2-2	0-0	0-0	0-1	1	0	4	0	1	0	0	3
Meyinsse	0-0	0-0	0-0	0-1	1	4	0	0	0	0	0	13
				1-3	4							
<b>TOTALS</b>	<b>30-60</b>	<b>11-23</b>	<b>9-10</b>	<b>17-24</b>	<b>41</b>	<b>12</b>	<b>80</b>	<b>22</b>	<b>11</b>	<b>7</b>	<b>6</b>	<b>200</b>
	.500	.478	.900									

<b>HAMPTON</b>	28	26	54
<b>VIRGINIA</b>	48	32	80

Officials: Les Jones, Tim Nestor, John Gaffney  
 Technicals: none • Attendance: 7,803

**VIRGINIA** **72** January 5, 2010  
**UTPA** **53** John Paul Jones Arena • Charlottesville, Va.

**TEXAS-PAN AMERICAN (1-15)**

Player	FG	3FG	FT	O-D	Reb	PF	Pts	A	TO	Blk	Stl	Min
Valera (F)	4-7	0-0	3-4	1-5	6	2	11	1	1	1	0	25
Urbanus (G)	2-4	2-2	0-0	0-1	1	1	6	1	2	0	0	29
Hearn (G)	1-3	0-1	1-3	0-3	3	1	3	1	2	0	0	24
Maree (G)	5-10	0-1	4-5	1-3	4	2	14	1	1	0	0	24
Weiermiller (G)	4-10	2-6	0-0	0-1	1	2	10	1	3	0	2	32
Hawkins	0-1	0-0	0-0	0-1	1	0	0	0	0	0	0	1
Jones	0-1	0-1	0-0	0-0	0	0	0	0	1	0	0	12
Seagears	0-2	0-0	0-0	0-1	1	1	0	0	1	0	1	10
Mierzycki	2-5	0-0	0-0	2-3	5	2	4	0	2	0	1	22
Hendrix	2-3	0-1	1-1	1-0	1	2	5	0	1	0	0	9
Couch	0-0	0-0	0-0	0-0	0	0	0	0	0	0	0	1
Smith	0-2	0-2	0-0	0-1	1	0	0	0	0	0	0	5
Trader	0-0	0-0	0-0	0-0	0	0	0	0	0	1	0	6
				1-0	1							
<b>TOTALS</b>	<b>20-48</b>	<b>4-14</b>	<b>9-13</b>	<b>6-19</b>	<b>25</b>	<b>13</b>	<b>53</b>	<b>5</b>	<b>14</b>	<b>2</b>	<b>4</b>	<b>200</b>
	.417	.286	.692									

**VIRGINIA (8-4)**

Player	FG	3FG	FT	O-D	Reb	PF	Pts	A	TO	Blk	Stl	Min
Sherrill (F)	1-1	1-1	1-2	4-0	4	3	4	1	1	0	0	18
Scott (F)	10-15											

**VIRGINIA 70** January 9, 2010  
**NC STATE 62** RBC Center • Raleigh, N.C.

### VIRGINIA (9-4, 1-0)

Player	FG	3FG	FT	O-D	Reb	PF	Pts	A	TO	Blk	Stl	Min
Sherrill (F)	1-5	0-0	0-0	2-2	4	0	2	0	0	1	1	20
Scott (F)	5-11	0-0	4-4	1-6	7	3	14	2	3	0	0	30
Baker (G)	1-4	0-2	0-0	1-1	2	1	2	3	0	0	0	15
Zeglinski (G)	2-4	2-2	4-4	1-7	8	2	10	3	1	0	0	36
Landesberg (G)	7-14	1-1	8-8	1-4	5	3	23	0	2	1	1	32
Evans	1-3	0-1	0-0	0-1	1	2	2	2	1	0	2	10
Farrakhan	0-4	0-3	3-4	0-3	3	2	3	1	2	0	1	21
Jones	3-3	2-2	0-0	0-1	1	0	8	0	0	0	1	18
Meynsse	3-6	0-0	0-0	3-2	5	3	6	0	1	2	0	18
				0-0	0							
<b>TOTALS</b>	<b>23-54</b>	<b>5-11</b>	<b>19-20</b>	<b>9-27</b>	<b>36</b>	<b>16</b>	<b>70</b>	<b>11</b>	<b>10</b>	<b>4</b>	<b>6</b>	<b>200</b>
	<i>.426</i>	<i>.455</i>	<i>.950</i>									

### NC STATE (11-5, 0-2)

Player	FG	3FG	FT	O-D	Reb	PF	Pts	A	TO	Blk	Stl	Min
Smith (F)	6-12	0-0	6-10	3-6	9	2	18	2	2	0	0	33
Horner (F)	5-10	0-2	2-3	0-2	2	5	12	1	1	0	1	29
Gonzalez (G)	2-9	0-3	2-3	1-4	5	1	6	3	1	0	1	31
Wood (G)	2-5	2-4	0-0	1-0	1	2	6	1	0	0	0	32
Williams (G)	2-4	1-1	0-0	0-2	2	3	5	4	2	1	0	25
Howell	2-3	0-0	1-2	0-3	3	1	5	0	1	0	0	10
Degand	1-2	1-2	2-4	1-2	3	5	5	1	1	0	0	15
Vandenberg	1-2	0-0	0-0	0-1	1	0	2	0	0	1	0	7
Davis	0-3	0-0	0-0	2-0	2	0	0	0	0	0	0	9
Mays	0-2	0-2	3-4	0-0	0	0	3	2	1	0	0	9
				0-2	2							
<b>TOTALS</b>	<b>21-52</b>	<b>4-14</b>	<b>16-26</b>	<b>8-22</b>	<b>30</b>	<b>19</b>	<b>62</b>	<b>14</b>	<b>9</b>	<b>2</b>	<b>2</b>	<b>200</b>
	<i>.404</i>	<i>.286</i>	<i>.615</i>									

<b>VIRGINIA</b>	26	44	70	Officials:	Mike Wood, Bernard Clinton, Mike Eades
<b>NC STATE</b>	30	32	62	Technical:	none
				Attendance:	16,289

**VIRGINIA 82** January 13, 2010  
**#20 GA TECH 75** John Paul Jones Arena • Charlottesville, Va.

### GEORGIA TECH (12-4, 1-2)

Player	FG	3FG	FT	O-D	Reb	PF	Pts	A	TO	Blk	Stl	Min
Favors (F)	6-8	0-0	0-2	4-7	11	1	12	0	1	0	0	30
Lawal (F)	5-12	0-0	2-6	1-3	4	2	12	0	0	2	0	26
Udofia (G)	4-10	1-5	1-2	2-1	3	2	10	5	0	0	1	30
Shumpert (G)	7-14	1-5	0-0	3-2	5	2	15	6	2	0	2	35
Bell (G)	2-4	0-0	0-0	0-1	1	4	4	1	1	1	1	24
Foreman	1-2	1-2	0-0	0-0	0	5	3	1	2	1	0	15
Oliver	0-1	0-1	0-0	0-2	2	0	0	0	1	0	0	12
Peacock	8-12	3-4	0-1	2-5	7	3	19	2	1	1	0	23
Rice	0-1	0-0	0-0	0-0	0	0	0	0	3	0	0	5
				0-0	0							
<b>TOTALS</b>	<b>33-64</b>	<b>6-17</b>	<b>3-11</b>	<b>12-21</b>	<b>33</b>	<b>19</b>	<b>75</b>	<b>15</b>	<b>11</b>	<b>5</b>	<b>4</b>	<b>200</b>
	<i>.516</i>	<i>.353</i>	<i>.273</i>									

### VIRGINIA (10-4, 2-0)

Player	FG	3FG	FT	O-D	Reb	PF	Pts	A	TO	Blk	Stl	Min
Scott (F)	6-9	0-0	0-0	1-5	6	0	12	1	1	0	1	32
Meynsse (F)	3-5	0-0	2-3	4-2	6	4	8	2	0	0	0	20
Baker (G)	1-2	0-0	0-0	0-1	1	1	2	0	2	0	0	11
Zeglinski (G)	4-9	2-5	0-0	0-3	3	1	10	1	1	0	1	27
Landesberg (G)	6-17	1-3	9-9	2-4	6	3	22	5	3	1	0	34
Evans	0-4	0-2	0-0	0-0	0	0	0	3	0	0	0	12
Farrakhan	4-8	1-2	6-6	1-0	1	0	15	4	0	0	3	23
Sene	0-1	0-0	2-2	4-2	6	1	2	0	0	0	0	15
Sherrill	1-1	0-0	0-2	0-1	1	3	2	0	0	0	0	11
Jones	2-5	1-2	4-4	0-2	2	1	9	1	0	0	1	15
				3-1	4							
<b>TOTALS</b>	<b>27-61</b>	<b>5-14</b>	<b>23-26</b>	<b>15-21</b>	<b>36</b>	<b>14</b>	<b>82</b>	<b>17</b>	<b>7</b>	<b>1</b>	<b>6</b>	<b>200</b>
	<i>.443</i>	<i>.357</i>	<i>.885</i>									

<b>GEORGIA TECH</b>	39	36	75	Officials:	Gary Maxwell, Karl Hess, Ray Natili
<b>VIRGINIA</b>	38	44	82	Technical:	none
				Attendance:	8,924

**VIRGINIA 75** January 16, 2010  
**#23 MIAMI 57** John Paul Jones Arena • Charlottesville, Va.

### MIAMI (15-3, 1-3)

Player	FG	3FG	FT	O-D	Reb	PF	Pts	A	TO	Blk	Stl	Min
Collins (F)	3-7	0-0	5-10	4-5	9	4	11	1	4	0	1	26
Jones (F)	1-3	0-0	0-0	0-0	0	0	2	0	2	0	0	6
Johnson (C)	1-4	0-0	4-4	1-7	8	4	6	1	1	0	0	25
Scott (G)	3-5	0-0	1-2	0-1	1	0	7	0	0	0	0	20
Dews (G)	3-11	1-4	6-6	0-1	1	3	13	0	1	1	1	32
Grant	2-11	0-5	3-4	0-3	3	0	7	5	0	0	1	29
Allen	1-2	1-1	0-0	0-0	0	1	3	0	0	0	0	6
McGowan	0-1	0-1	0-0	0-0	0	2	0	0	2	1	0	7
Adams	0-2	0-2	0-0	0-1	1	0	0	0	0	0	0	9
Thomas	3-7	2-6	0-0	3-2	5	3	8	1	0	0	2	30
Gamble	0-1	0-0	0-0	0-0	0	2	0	0	2	2	0	10
				4-2	6							
<b>TOTALS</b>	<b>17-54</b>	<b>4-19</b>	<b>19-26</b>	<b>12-22</b>	<b>34</b>	<b>19</b>	<b>57</b>	<b>8</b>	<b>12</b>	<b>4</b>	<b>5</b>	<b>200</b>
	<i>.315</i>	<i>.211</i>	<i>.731</i>									

### VIRGINIA (11-4, 3-0)

Player	FG	3FG	FT	O-D	Reb	PF	Pts	A	TO	Blk	Stl	Min
Scott (F)	5-11	0-0	0-0	2-2	4	1	10	2	2	0	0	28
Meynsse (F)	3-4	0-0	0-0	1-3	4	2	6	0	0	0	0	22
Evans (G)	2-5	0-0	0-0	0-7	7	2	4	4	0	0	1	24
Zeglinski (G)	3-8	2-6	2-2	0-7	7	2	10	6	0	0	1	26
Landesberg (G)	8-14	0-1	2-2	2-0	2	2	18	3	4	0	1	31
Farrakhan	4-5	1-1	4-6	0-3	3	2	13	2	2	1	0	19
Baker	1-2	0-1	2-4	0-1	1	1	4	2	0	0	0	15
Sene	0-1	0-0	0-0	2-0	2	1	0	0	1	0	1	10
Sherrill	0-2	0-2	0-0	0-2	2	2	0	0	0	0	2	9
Jones	3-4	3-3	0-0	0-0	0	0	9	0	0	0	0	14
Spurlock	0-0	0-0	0-0	0-0	0	1	0	0	0	0	0	1
Tat	0-0	0-0	1-2	0-0	0	1	1	0	0	0	0	1
				0-2	2							
<b>TOTALS</b>	<b>29-56</b>	<b>6-14</b>	<b>11-16</b>	<b>7-27</b>	<b>34</b>	<b>17</b>	<b>75</b>	<b>19</b>	<b>9</b>	<b>1</b>	<b>6</b>	<b>200</b>
	<i>.518</i>	<i>.429</i>	<i>.688</i>									

<b>MIAMI</b>	21	36	57	Officials:	Bryan Kersey, Les Jones, Brian Dorsey
<b>VIRGINIA</b>	33	42	75	Technical:	none
				Attendance:	11,413

**VIRGINIA 69** January 18, 2010  
**UNCW 67** John Paul Jones Arena • Charlottesville, Va.

### UNC WILMINGTON (6-12)

Player	FG	3FG	FT	O-D	Reb	PF	Pts	A	TO	Blk	Stl	Min
Wilson (F)	2-3	0-0	0-0	1-0	1	3	4	1	0	0	0	18
Fields (F)	1-6	0-0	0-1	1-6	7	4	2	1	1	2	0	32
Jeralds (G)	2-2	0-0	0-0	0-0	0	4	4	1	2	0	0	16
Tomko (G)	7-15	3-7	0-0	0-3	3	2	17	8	4	0	4	39
Wolf (G)	2-5	1-3	2-2	1-0	1	0	7	2	0	0	0	22
Rendleman	1-1	0-0	0-0	0-3	3	1	2	0	0	1	0	18
Basnight	2-7	2-7	0-0	0-1	1	0	6	0	1	1	0	11
Felder	1-3	0-1	0-0	0-4	4	0	2	3	2	0	0	10
Grant	7-8	5-6	0-0	0-4	4	2	19	0	5	0	0	22
Mercer	1-1	0-0	2-2	0-1	1	0	4	0	1	0	0	12
				0-0	0							
<b>TOTALS</b>	<b>26-51</b>	<b>11-24</b>	<b>4-5</b>	<b>3-22</b>	<b>25</b>	<b>16</b>	<b>67</b>	<b>16</b>	<b>16</b>	<b>4</b>	<b>4</b>	<b>200</b>
	<i>.510</i>	<i>.458</i>	<i>.800</i>									

### VIRGINIA (12-4)

Player	FG	3FG	FT	O-D	Reb	PF	Pts	A	TO	Blk	Stl	Min
Scott (F)	6-10	0-0	0-0	1-2	3	2	12	2	4	0	2	25
Meynsse (F)	3-6	0-0	8-9	2-1	3	3	14	0	1	0	1	27
Evans (G)	2-4	0-1	0-0	0-2	2	1	4	3	0	0	3	30
Zeglinski (G)	4-10	2-4	0-0	1-7	8	1	10	5	3	0	2	30
Landesberg (G)	5-13	0-0	9-10	2-3	5	1	19	0	1	0	1	33
Farrakhan	0-4	0-1	3-4	1-1	2	0	3	0	2	0	1	12
Baker	0-2	0-1	0-0	1-0	1	0	0	1	0	0	1	7
Sene	1-1	0-0	0-0	0-2	2	1	2	0	0	0	0	12
Sherrill	1-1	1-1	0-0	0-0	0	0	3	0	0	0	1	14
Jones	1-3	0-2	0									



**WAKE FOREST VIRGINIA** 69 57  
January 23, 2010  
Joel Coliseum • Winston-Salem, N.C.

**VIRGINIA (12-5, 3-1)**

Player	FG	3FG	FT	O-D	Reb	PF	Pts	A	TO	Blk	Stl	Min
Scott (F)	3-10	0-0	0-0	0-2	2	2	6	0	3	0	1	18
Meyinsse (F)	1-2	0-0	1-3	1-3	4	1	3	0	1	0	1	23
Evans (G)	2-4	0-2	0-0	0-1	1	5	4	2	0	0	2	28
Zeglinski (G)	0-5	0-3	1-3	1-1	2	2	1	2	2	0	0	28
Landesberg (G)	6-13	1-2	5-6	1-3	4	5	18	0	3	0	2	25
Farrakhan	4-11	1-3	1-4	2-1	3	3	10	2	2	0	1	22
Sene	0-1	0-0	0-0	1-2	3	3	0	0	0	0	0	12
Sherrill	2-9	1-5	0-0	3-1	4	3	5	0	1	0	2	17
Jones	4-10	2-6	0-0	2-1	3	1	10	0	0	0	3	25
Tat	0-0	0-0	0-0	0-0	0	0	0	0	0	0	0	2
<b>TOTALS</b>	<b>22-65</b>	<b>5-21</b>	<b>8-16</b>	<b>14-15</b>	<b>29</b>	<b>25</b>	<b>57</b>	<b>6</b>	<b>12</b>	<b>0</b>	<b>12</b>	<b>200</b>
	<b>.338</b>	<b>.238</b>	<b>.500</b>									

**WAKE FOREST (14-4, 4-2)**

Player	FG	3FG	FT	O-D	Reb	PF	Pts	A	TO	Blk	Stl	Min
Aminu (F)	3-8	0-0	4-5	4-6	10	2	10	4	5	1	2	29
McFarland (C)	7-9	0-0	2-4	1-5	6	4	16	1	2	0	0	28
Smith (G)	7-10	0-1	7-10	1-6	7	1	21	6	2	2	0	38
Harris (G)	1-3	1-3	4-4	0-0	0	3	7	0	2	0	0	24
Williams (G)	1-1	0-0	2-4	1-5	6	0	4	1	6	1	1	30
Clark	1-3	1-3	0-0	0-1	1	1	3	0	0	0	0	13
Stewart	1-8	1-3	0-0	1-3	4	1	3	0	5	0	0	15
Weaver	0-0	0-0	0-0	0-2	2	1	0	1	1	0	0	12
Woods	2-2	0-0	1-2	1-5	6	1	5	0	1	1	0	11
<b>TOTALS</b>	<b>23-44</b>	<b>3-10</b>	<b>20-29</b>	<b>9-33</b>	<b>42</b>	<b>14</b>	<b>69</b>	<b>13</b>	<b>24</b>	<b>5</b>	<b>3</b>	<b>200</b>
	<b>.523</b>	<b>.300</b>	<b>.690</b>									

<b>VIRGINIA</b>	15	42	57
<b>WAKE FOREST</b>	34	35	69

Officials: Les Jones, Tim Nestor, Sean Hull  
 Technicals: none  
 Attendance: 13,831

**VIRGINIA TECH VIRGINIA** 76 71 OT  
January 28, 2010  
John Paul Jones Arena • Charlottesville, Va.

**VIRGINIA TECH (16-3, 3-2)**

Player	FG	3FG	FT	O-D	Reb	PF	Pts	A	TO	Blk	Stl	Min
Allen (F)	2-7	0-1	0-0	2-5	7	3	4	0	3	1	2	17
Davila (F)	3-4	0-0	0-0	1-2	3	3	6	0	3	0	0	38
Bell (G)	0-2	0-0	1-2	0-5	5	2	1	1	0	0	1	25
Hudson (G)	7-14	3-3	1-2	0-2	2	3	18	3	4	0	2	42
Delaney (G)	9-24	0-6	9-10	1-5	6	3	27	2	3	0	2	43
Raines	0-0	0-0	0-0	0-0	0	0	0	0	0	0	0	2
Green	1-2	1-2	0-0	0-1	1	0	3	4	0	0	2	22
Witcher	0-0	0-0	0-0	0-0	0	0	0	0	0	0	0	3
Boggs	0-0	0-0	0-0	0-0	0	1	0	0	1	0	1	4
Thompson	6-9	0-0	5-6	3-4	7	2	17	2	0	0	1	29
<b>TOTALS</b>	<b>28-62</b>	<b>4-12</b>	<b>16-20</b>	<b>12-27</b>	<b>39</b>	<b>17</b>	<b>76</b>	<b>12</b>	<b>14</b>	<b>1</b>	<b>11</b>	<b>225</b>
	<b>.452</b>	<b>.333</b>	<b>.800</b>									

**VIRGINIA (12-6, 3-2)**

Player	FG	3FG	FT	O-D	Reb	PF	Pts	A	TO	Blk	Stl	Min
Scott (F)	8-16	1-1	4-4	2-6	8	3	21	0	1	1	2	40
Meyinsse (F)	3-3	0-0	3-4	0-4	4	3	9	0	0	2	1	34
Evans (G)	0-3	0-0	0-0	0-1	1	4	0	1	2	0	1	16
Zeglinski (G)	2-7	2-7	3-4	1-4	5	3	9	4	4	2	0	40
Landesberg (G)	8-16	2-5	0-2	2-2	4	4	18	5	6	0	1	37
Farrakhan	1-3	0-1	0-0	0-3	3	0	2	0	1	2	0	15
Sherrill	0-0	0-0	0-0	3-1	4	5	0	0	1	0	2	15
Jones	3-9	1-5	5-8	0-2	2	1	12	2	1	0	0	28
<b>TOTALS</b>	<b>25-57</b>	<b>6-19</b>	<b>15-22</b>	<b>9-25</b>	<b>34</b>	<b>23</b>	<b>71</b>	<b>12</b>	<b>16</b>	<b>7</b>	<b>7</b>	<b>225</b>
	<b>.439</b>	<b>.316</b>	<b>.682</b>									

<b>VIRGINIA TECH</b>	28	37	11	76
<b>VIRGINIA</b>	27	38	6	71

Officials: Karl Hess, Gary Maxwell, Roger Ayers  
 Technicals: none  
 Ejections: Allen (VT) @ 13:41 (II)  
 Attendance: 13,449

**VIRGINIA N. CAROLINA** 75 60  
January 31, 2010  
Dean E. Smith Center • Chapel Hill, N.C.

**VIRGINIA (13-6, 4-2)**

Player	FG	3FG	FT	O-D	Reb	PF	Pts	A	TO	Blk	Stl	Min
Scott (F)	4-8	1-1	2-2	2-3	5	1	11	3	0	1	2	27
Meyinsse (F)	3-4	0-0	1-1	2-3	5	4	7	0	1	3	0	22
Evans (G)	2-4	0-1	0-0	0-2	2	2	4	6	4	0	0	31
Zeglinski (G)	5-9	5-8	4-4	0-2	2	2	19	4	3	0	4	27
Landesberg (G)	11-18	0-1	7-8	0-5	5	0	29	2	2	1	2	34
Browman	0-0	0-0	0-0	0-0	0	0	0	0	0	0	0	1
Farrakhan	0-3	0-3	0-0	0-1	1	2	0	1	1	0	0	9
Baker	1-2	1-1	0-0	1-0	1	1	3	1	3	0	0	18
Sene	0-1	0-0	0-1	0-2	2	1	0	0	0	0	0	7
Jonke	0-0	0-0	0-0	0-0	0	0	0	0	0	0	0	1
Kody	0-0	0-0	0-0	0-0	0	0	0	0	1	0	0	1
Sherrill	1-2	0-1	0-0	1-3	4	3	2	1	0	0	0	17
Jones	0-1	0-1	0-0	0-0	0	0	0	0	0	0	0	3
Spurlock	0-0	0-0	0-0	0-0	0	0	0	0	0	0	0	1
Tat	0-0	0-0	0-2	0-0	0	0	0	0	0	0	1	1
<b>TOTALS</b>	<b>27-52</b>	<b>7-17</b>	<b>14-18</b>	<b>8-22</b>	<b>30</b>	<b>16</b>	<b>75</b>	<b>18</b>	<b>16</b>	<b>5</b>	<b>9</b>	<b>200</b>
	<b>.519</b>	<b>.412</b>	<b>.778</b>									

**NORTH CAROLINA (13-8, 2-4)**

Player	FG	3FG	FT	O-D	Reb	PF	Pts	A	TO	Blk	Stl	Min
Graves (F)	5-15	4-9	1-2	3-2	5	0	15	1	1	0	1	31
Thompson (F)	2-7	0-0	3-6	2-2	4	1	7	1	4	0	4	29
Davis (F)	1-3	0-0	2-6	2-5	7	3	4	0	3	1	0	21
Ginyard (G)	0-3	0-2	2-4	1-3	4	2	2	3	2	0	0	28
Drew (G)	5-13	4-8	1-2	1-1	2	4	15	3	3	0	0	31
Campbell	0-0	0-0	0-0	0-0	0	0	0	0	0	0	1	1
Strickland	1-2	0-1	2-2	0-1	1	2	4	2	1	0	0	20
Petree	2-3	0-0	0-0	1-1	2	0	4	0	0	0	0	1
McDonald	1-2	1-1	0-0	0-0	0	1	3	0	0	0	0	8
Watts	0-0	0-0	0-0	0-0	0	0	0	1	1	0	0	1
Thornton	0-0	0-0	0-0	0-0	0	1	0	0	0	0	0	1
Henson	1-3	0-0	0-0	1-0	1	0	2	0	0	0	0	5
Wear, D.	0-0	0-0	0-0	0-0	0	0	0	0	0	0	0	6
Gallagher	0-0	0-0	0-0	0-0	0	0	0	0	0	0	0	1
Wear, T.	2-5	0-1	0-0	4-2	6	2	4	0	2	0	2	16
<b>TOTALS</b>	<b>20-56</b>	<b>9-22</b>	<b>11-22</b>	<b>16-19</b>	<b>35</b>	<b>16</b>	<b>60</b>	<b>11</b>	<b>17</b>	<b>1</b>	<b>8</b>	<b>200</b>
	<b>.357</b>	<b>.409</b>	<b>.500</b>									

<b>VIRGINIA</b>	35	40	75
<b>NORTH CAROLINA</b>	30	30	60

Officials: Mike Eades, Bernard Clinton, Brian Dorsey  
 Technicals: none • Attendance: 14,437

**VIRGINIA NC STATE** 59 47  
February 3, 2010  
John Paul Jones Arena • Charlottesville, Va.

**NC STATE (14-9, 2-6)**

Player	FG	3FG	FT	O-D	Reb	PF	Pts	A	TO	Blk	Stl	Min
Smith (F)	5-13	0-0	2-5	0-8	8	3	12	2	0	1	2	34
Horner (F)	3-6	0-0	1-2	0-0	0	3	7	1	0	0	0	22
Degand (G)	2-3	0-0	0-0	2-2	4	0	4	0	0	2	1	32
Wood (G)	1-6	1-4	0-0	0-2	2	2	3	3	2	0	1	30
Mays (G)	0-4	0-2	0-0	0-2	2	1	0	0	0	0	0	18
Howell	5-9	0-0	4-7	4-4	8	3	14	0	3	1	0	22
Painter	0-0	0-0	0-0	1-0	1	1	0	0	0	0	0	1
Gonzalez	2-6	1-5	2-2	0-0	0	2	7	0	2	0	0	21
Williams	0-0	0-0	0-0	0-0	0	1	0	0	0	0	0	8



# 2009-10 Men's Basketball Game Notes

**WAKE FOREST** **64** February 6, 2010  
**VIRGINIA** **61 OT** John Paul Jones Arena • Charlottesville, Va.

**WAKE FOREST (16-5, 6-3)**

Player	FG	3FG	FT	O-D	Reb	PF	Pts	A	TO	Blk	Stl	Min
Aminu (F)	4-9	0-2	5-7	3-7	10	2	13	1	3	3	0	35
McFarland (C)	2-2	0-0	1-3	1-5	6	5	5	0	1	1	0	26
Smith (G)	7-18	0-3	1-4	1-6	7	2	15	5	2	0	1	44
Harris (G)	3-8	1-3	3-5	0-2	2	0	10	0	1	0	1	37
Williams (G)	4-5	0-0	0-2	3-6	9	2	8	0	1	1	0	35
Clark	0-2	0-0	0-0	0-0	0	0	0	0	0	0	1	5
Stewart	2-8	2-4	1-2	2-2	4	0	7	0	1	0	1	19
Weaver	0-0	0-0	0-0	0-0	0	2	0	0	1	1	0	4
Woods	3-5	0-0	0-0	4-0	4	5	6	0	2	2	0	20
				2-2	4							
<b>TOTALS</b>	<b>25-57</b>	<b>3-12</b>	<b>11-23</b>	<b>16-30</b>	<b>46</b>	<b>18</b>	<b>64</b>	<b>6</b>	<b>13</b>	<b>8</b>	<b>4</b>	<b>225</b>
	<i>.439</i>	<i>.250</i>	<i>.478</i>									

**VIRGINIA (14-7, 5-3)**

Player	FG	3FG	FT	O-D	Reb	PF	Pts	A	TO	Blk	Stl	Min
Scott (F)	5-15	0-0	0-1	5-5	10	2	10	2	3	0	1	29
Meyinsse (F)	1-2	0-0	1-2	2-1	3	1	3	0	0	1	0	24
Evans (G)	1-6	0-0	1-2	1-0	1	4	3	2	0	0	2	25
Zeglinski (G)	1-6	1-5	0-0	0-4	4	3	3	3	2	0	0	25
Landesberg (G)	8-19	2-5	10-11	1-6	7	1	28	3	1	0	2	39
Farrakhan	3-7	1-4	0-0	1-0	1	0	7	2	1	0	0	28
Baker	0-3	0-2	0-0	0-1	1	0	0	3	0	0	0	15
Sene	0-0	0-0	0-0	0-1	1	3	0	0	1	0	0	11
Sherrill	3-7	1-3	0-0	2-1	3	4	7	0	1	0	0	25
Jones	0-0	0-0	0-0	0-0	0	2	0	0	0	0	0	4
				3-0	3							
<b>TOTALS</b>	<b>22-65</b>	<b>5-19</b>	<b>12-16</b>	<b>15-19</b>	<b>34</b>	<b>20</b>	<b>61</b>	<b>15</b>	<b>9</b>	<b>1</b>	<b>5</b>	<b>225</b>
	<i>.338</i>	<i>.263</i>	<i>.750</i>									

<b>WAKE FOREST</b>	29	26	9	64
<b>VIRGINIA</b>	34	21	6	61

Officials: Bryan Kersey, Roger Ayers, Bernard Clinton  
 Technicals: McFarland (WF)  
 Attendance: 11,972

**VIRGINIA TECH** **61** February 13, 2010  
**VIRGINIA** **55** Cassell Coliseum • Blacksburg, Va.

**VIRGINIA (14-8, 5-4)**

Player	FG	3FG	FT	O-D	Reb	PF	Pts	A	TO	Blk	Stl	Min
Scott (F)	8-16	1-2	3-4	4-9	13	2	20	1	0	0	1	29
Meyinsse (F)	1-5	0-0	4-6	1-5	6	3	6	0	0	1	0	31
Evans (G)	0-3	0-0	1-2	0-1	1	2	1	3	1	0	0	16
Zeglinski (G)	2-9	0-4	0-0	2-3	5	0	4	2	2	0	0	30
Landesberg (G)	7-19	1-7	2-3	3-3	6	4	17	2	2	0	0	30
Farrakhan	0-2	0-0	0-0	0-0	0	0	0	0	1	0	0	10
Baker	1-4	0-2	0-0	0-2	2	3	2	1	1	0	1	21
Sene	0-0	0-0	0-0	1-2	3	2	0	2	1	0	0	8
Sherrill	1-4	1-3	0-0	0-3	3	4	3	1	0	0	0	13
Jones	1-2	0-0	0-0	0-0	0	1	2	1	0	0	0	12
				3-1	4							
<b>TOTALS</b>	<b>21-64</b>	<b>3-18</b>	<b>10-15</b>	<b>14-29</b>	<b>43</b>	<b>21</b>	<b>55</b>	<b>11</b>	<b>9</b>	<b>2</b>	<b>2</b>	<b>200</b>
	<i>.328</i>	<i>.167</i>	<i>.667</i>									

**VIRGINIA TECH (20-4, 7-3)**

Player	FG	3FG	FT	O-D	Reb	PF	Pts	A	TO	Blk	Stl	Min
Allen (F)	4-8	2-2	3-4	0-2	2	3	13	0	2	4	2	20
Bell (F)	2-4	0-1	3-4	2-7	9	4	7	2	0	2	1	36
Davila (F)	1-2	0-0	2-2	1-2	3	0	4	0	0	0	0	27
Hudson (G)	6-13	1-3	2-2	0-1	1	2	15	2	2	0	0	37
Delaney (G)	4-16	1-5	4-6	0-8	8	3	13	4	5	0	1	35
Raines	0-0	0-0	0-0	0-1	1	1	0	0	0	1	0	3
Green	1-3	1-1	0-0	1-2	3	0	3	0	0	0	0	13
Thompson	2-8	0-1	2-2	4-6	10	3	6	0	1	0	1	29
				0-1	1							
<b>TOTALS</b>	<b>20-54</b>	<b>5-13</b>	<b>16-20</b>	<b>8-30</b>	<b>38</b>	<b>16</b>	<b>61</b>	<b>8</b>	<b>10</b>	<b>7</b>	<b>5</b>	<b>200</b>
	<i>.370</i>	<i>.385</i>	<i>.800</i>									

<b>VIRGINIA</b>	25	30	55
<b>VIRGINIA TECH</b>	21	40	61

Officials: Sean Hull, Raymond Styons, Jeff Clark  
 Technicals: none  
 Attendance: 9,847

**MARYLAND** **85** February 15, 2010  
**VIRGINIA** **66** Comcast Center • College Park, Md.

**VIRGINIA (14-9, 5-5)**

Player	FG	3FG	FT	O-D	Reb	PF	Pts	A	TO	Blk	Stl	Min
Scott (F)	5-8	0-0	6-7	2-4	6	2	16	0	3	0	0	23
Meyinsse (F)	0-1	0-0	2-2	1-0	1	3	2	0	0	0	0	17
Evans (G)	3-6	0-0	0-0	0-1	1	1	6	1	0	0	2	14
Zeglinski (G)	0-4	0-2	0-0	0-0	0	2	0	1	1	0	0	23
Landesberg (G)	5-13	1-2	1-2	2-2	4	3	12	2	2	0	1	30
Farrakhan	1-4	0-1	2-2	0-2	2	2	4	1	2	1	1	15
Baker	1-4	0-2	0-0	0-1	1	1	2	1	0	0	0	12
Sene	0-0	0-0	2-2	0-4	4	3	2	1	1	1	0	15
Sherrill	1-5	0-4	0-0	2-1	3	3	2	0	2	0	0	19
Jones	5-11	1-4	5-5	1-1	2	0	16	1	0	0	0	27
Spurlock	1-2	0-1	2-2	1-0	1	0	4	0	1	0	1	5
				1-2	3							
<b>TOTALS</b>	<b>22-58</b>	<b>2-16</b>	<b>20-22</b>	<b>10-18</b>	<b>28</b>	<b>20</b>	<b>66</b>	<b>8</b>	<b>12</b>	<b>2</b>	<b>5</b>	<b>200</b>
	<i>.379</i>	<i>.125</i>	<i>.909</i>									

**MARYLAND (17-7, 7-3)**

Player	FG	3FG	FT	O-D	Reb	PF	Pts	A	TO	Blk	Stl	Min
Milbourne (F)	7-11	0-0	0-1	0-3	3	1	14	1	4	2	1	30
Williams (F)	5-8	0-0	1-5	3-8	11	2	11	0	1	0	1	23
Hayes (G)	4-6	1-2	1-1	0-3	3	2	10	9	2	0	0	25
Mosley (G)	0-3	0-0	0-0	1-3	4	4	0	2	2	0	2	22
Vasquez (G)	12-19	2-4	4-4	4-4	8	1	30	5	0	1	0	34
Levent	1-2	0-0	0-0	1-0	1	0	2	0	0	0	0	2
Bowie	0-2	0-0	0-0	0-2	2	4	0	2	2	0	0	13
Pearman	0-1	0-1	0-0	0-0	0	0	0	0	0	0	0	2
Tucker	3-5	1-1	0-0	0-3	3	0	7	3	2	1	1	22
Gregory	2-2	0-0	3-3	2-0	2	3	7	0	0	0	1	14
Padgett	2-5	0-0	0-1	1-0	1	2	4	0	0	0	0	13
				2-2	4							
<b>TOTALS</b>	<b>36-64</b>	<b>4-8</b>	<b>9-15</b>	<b>14-28</b>	<b>42</b>	<b>19</b>	<b>85</b>	<b>22</b>	<b>13</b>	<b>4</b>	<b>6</b>	<b>200</b>
	<i>.563</i>	<i>.500</i>	<i>.600</i>									

<b>VIRGINIA</b>	34	32	66
<b>MARYLAND</b>	52	33	85

Officials: Bernard Clinton, Tim Nestor, Jamie Luckie  
 Technicals: none  
 Attendance: 17,091

**FLORIDA STATE** **69** February 17, 2010  
**VIRGINIA** **50** John Paul Jones Arena • Charlottesville, Va.

**FLORIDA STATE (19-7, 7-5)**

Player	FG	3FG	FT	O-D	Reb	PF	Pts	A	TO	Blk	Stl	Min
Singleton (F)	4-13	1-3	3-5	3-5	8	2	12	2	0	1	3	28
Reid (F)	5-7	0-0	0-2	1-3	4	1	10	3	2	0	2	29
Alabi (C)	3-5	0-0	0-0	0-1	1	4	6	0	3	1	0	18
Snaer (G)	2-5	0-2	0-1	0-1	1	2	4	1	2	0	0	24
Kitchen (G)	3-7	1-2	0-0	1-7	8	0	7	1	0	1	1	31
Jordan	0-1	0-0	0-0	0-1	1	0	0	0	1	0	0	3
Gibson	4-7	1-1	1-1	2-2	4	1	10	1	0	2	0	19
Loucks	4-4	1-1	2-3	0-4	4	2	11	4	1	0	1	22
Dulkys	2-4	2-4	0-0	0-1	1	2	6	2	1	0	0	20
Shannon	0-0	0-0	0-0	0-0	0	0	0	0	0	0	0	3
Rutledge	0-1	0-0	0-0	0-1	1	0	0	0	1	0	0	1
Yawn	0-1	0-0	0-0	0-0	0	0	0	0	0	0	0	1
Moreau	1-1	1-1	0-0	0-0	0	0	0	0	0	0	0	1
				1-0	1							
<b>TOTALS</b>	<b>28-56</b>	<b>7-14</b>	<b>6-12</b>	<b>8-26</b>	<b>34</b>	<b>16</b>	<b>69</b>	<b>15</b>	<b>10</b>	<b>5</b>	<b>7</b>	<b>200</b>
	<i>.500</i>	<i>.500</i>	<i>.500</i>									

**VIRGINIA (14-10, 5-6)**

Player	FG	3FG	FT	O-D	Reb	PF	Pts	A	TO	Blk	Stl	Min
Scott (F)	4-10	0-0	2-2	2-4	6	1	10	1	1	0	0	33
Meyinsse (F)	0-2	0-0	2-4	1-4	5	3	2	0	0	0	0	22
Baker (G)	2-2	1-1	0-0	0-2	2	0	5	0	3	0	0	20
Landesberg (G)	2-8	0-2	0-0	0-2	2	2	4	4	2	0	0	28
Jones (G)	4-6	2-3	3-4	1-2	3	3	13	2	1	0	1	31
Evans	0-2	0-1	0-0	0-0	0	2	0	0	0	0	1	8
Farrakhan	1-3	1-2	1-2	0-0	0	0	4	1	0	0	0	14
Sene	1-1	0-0	0-0	0-2	2	3	2	0	0	0	0	7
Zeglinski	2-7	1-5	0-0	0-4	4	1	5	2	2	1	1	19

**CLEMSON VIRGINIA** **72 49** February 20, 2010  
Littlejohn Coliseum • Clemson, S.C.

**VIRGINIA (14-11, 5-7)**

Player	FG	3FG	FT	O-D	Reb	PF	Pts	A	TO	Blk	Stl	Min
Scott (F)	7-14	0-0	0-0	3-1	4	1	14	0	1	1	1	25
Sene (C)	0-2	0-0	0-0	0-3	3	3	0	0	0	0	1	17
Evans (G)	1-4	0-0	1-2	1-0	1	2	3	0	1	0	3	26
Zeglinski (G)	5-12	1-5	0-0	0-8	8	2	11	2	2	0	1	35
Landesberg (G)	6-14	1-1	0-0	2-4	6	3	13	3	3	0	0	34
Farrakhan	0-3	0-3	0-0	0-0	0	1	0	2	2	0	0	11
Baker	0-1	0-0	0-0	0-0	0	0	0	0	0	0	0	3
Sherrill	0-2	0-2	0-0	0-1	1	0	0	0	2	0	1	9
Jones	1-5	0-1	2-2	0-1	1	0	4	1	0	0	0	17
Spurlock	0-1	0-1	0-0	0-0	0	0	0	0	1	0	0	7
Meyinsse	1-2	0-0	2-3	2-2	4	2	4	0	0	0	1	16
				3-0	3							
<b>TOTALS</b>	<b>21-60</b>	<b>2-13</b>	<b>5-7</b>	<b>11-20</b>	<b>31</b>	<b>14</b>	<b>49</b>	<b>8</b>	<b>12</b>	<b>1</b>	<b>8</b>	<b>200</b>
	.350	.154	.714									

**CLEMSON (19-7, 7-5)**

Player	FG	3FG	FT	O-D	Reb	PF	Pts	A	TO	Blk	Stl	Min
Potter (F)	2-7	2-6	0-0	0-3	3	1	6	1	0	0	1	26
T.Booker (F)	5-9	0-0	4-4	3-5	8	1	14	2	2	1	1	25
Grant (C)	8-9	0-0	2-2	1-4	5	0	18	1	1	4	0	24
Stitt (G)	2-3	0-1	1-1	0-3	3	0	5	4	3	0	0	23
Smith (G)	0-3	0-2	3-4	0-3	3	1	3	5	1	0	0	23
Johnson	1-6	1-3	0-0	0-3	3	1	3	1	1	1	0	19
Anderson	0-0	0-0	0-0	0-0	0	0	0	0	0	0	0	1
Baciu	0-0	0-0	0-0	0-0	0	0	0	0	0	0	0	1
Young	3-6	2-4	0-0	0-2	2	0	8	3	2	0	0	22
Narcisse	0-0	0-0	0-0	0-0	0	0	0	0	0	0	0	1
Jennings	4-4	1-1	2-2	0-1	1	2	11	0	0	0	0	15
D.Booker	1-3	0-0	0-0	1-2	3	0	2	0	0	0	0	15
Hill	1-2	0-0	0-0	0-1	1	0	2	1	2	0	0	5
				0-2	2							
<b>TOTALS</b>	<b>27-52</b>	<b>6-17</b>	<b>12-13</b>	<b>5-29</b>	<b>34</b>	<b>6</b>	<b>72</b>	<b>18</b>	<b>12</b>	<b>6</b>	<b>2</b>	<b>200</b>
	.519	.353	.923									

<b>VIRGINIA</b>	22	27	49	Officials: Karl Hess, Ted Valentine, Brian Dorsey Technical: none Attendance: 10,000
<b>CLEMSON</b>	41	31	72	

**#5 DUKE VIRGINIA** **67 49** February 28, 2010  
John Paul Jones Arena • Charlottesville, Va.

**DUKE (25-4, 12-2)**

Player	FG	3FG	FT	O-D	Reb	PF	Pts	A	TO	Blk	Stl	Min
Singler (F)	6-10	2-5	7-9	1-2	3	1	21	3	1	1	0	31
Thomas (F)	2-5	0-0	0-0	1-2	3	2	4	1	0	0	0	24
Zoubek (C)	0-0	0-0	0-0	0-4	4	4	0	0	1	1	0	14
Smith (G)	1-8	0-3	3-4	0-2	2	1	5	2	1	0	1	28
Scheyer (G)	8-14	4-7	0-0	0-3	3	1	20	3	1	0	5	33
Plumlee, Ma.	3-5	0-0	0-0	0-4	4	0	6	2	1	1	0	18
Dawkins	2-4	1-3	0-0	0-2	2	1	5	2	1	0	0	19
Plumlee, Mi.	1-3	0-0	1-2	0-5	5	5	3	0	2	1	1	21
Kelly	0-0	0-0	0-0	0-1	1	2	0	0	0	0	0	7
Davidson	0-0	0-0	1-2	0-0	0	0	1	0	0	0	0	3
Johnson	1-1	0-0	0-0	0-0	0	0	2	0	0	0	1	2
				2-2	4							
<b>TOTALS</b>	<b>24-50</b>	<b>7-18</b>	<b>12-17</b>	<b>4-27</b>	<b>31</b>	<b>17</b>	<b>67</b>	<b>13</b>	<b>8</b>	<b>4</b>	<b>8</b>	<b>200</b>
	.480	.389	.706									

**VIRGINIA (14-13, 5-9)**

Player	FG	3FG	FT	O-D	Reb	PF	Pts	A	TO	Blk	Stl	Min
Scott (F)	0-6	0-1	0-0	1-0	1	0	0	0	2	0	0	12
Meyinsse (F)	6-8	0-0	9-11	2-5	7	3	21	0	1	1	0	30
Baker (G)	0-2	0-0	0-0	0-0	0	0	0	1	1	0	0	10
Zeglinski (G)	2-9	1-6	1-1	0-3	3	2	6	2	1	0	0	33
Jones (G)	0-3	0-1	0-0	0-0	0	2	0	0	1	0	0	20
Evans	1-3	0-0	3-4	0-1	1	2	5	1	1	1	3	24
Farrakhan	3-11	1-3	0-0	2-0	2	1	7	0	3	0	0	27
Sene	1-4	0-0	0-0	1-9	10	2	2	1	2	2	0	27
Jonke	0-0	0-0	0-0	0-0	0	0	0	0	0	0	1	2
Sherrill	0-0	0-0	0-0	1-1	2	2	0	2	0	0	0	7
Spurlock	2-4	0-1	1-1	0-2	2	0	5	0	1	0	2	5
Tat	1-1	0-0	1-1	0-0	0	1	3	0	1	0	0	3
				3-2	5							
<b>TOTALS</b>	<b>16-51</b>	<b>2-12</b>	<b>15-18</b>	<b>10-23</b>	<b>33</b>	<b>15</b>	<b>49</b>	<b>7</b>	<b>14</b>	<b>4</b>	<b>6</b>	<b>200</b>
	.314	.167	.833									

<b>DUKE</b>	35	32	67	Officials: Jamie Luckie, Sean Hull, Mike Eades Technical: none Attendance: 13,663
<b>VIRGINIA</b>	21	28	49	

**MIAMI VIRGINIA** **74 62** February 23, 2010  
BankUnited Center • Coral Gables, Fla.

**VIRGINIA (14-12, 5-8)**

Player	FG	3FG	FT	O-D	Reb	PF	Pts	A	TO	Blk	Stl	Min
Scott (F)	0-7	0-1	0-0	0-3	3	0	0	1	2	1	1	22
Meyinsse (F)	3-8	0-0	7-9	3-4	7	4	13	3	1	1	0	34
Baker (G)	1-6	0-2	0-0	1-1	2	0	2	3	1	0	1	27
Zeglinski (G)	2-10	1-6	0-0	0-3	3	3	5	3	0	0	2	36
Landesberg (G)	8-14	6-8	5-6	0-4	4	1	27	2	2	0	1	36
Evans	0-1	0-0	0-0	2-0	2	1	0	0	0	0	1	3
Sene	1-1	0-0	0-0	2-2	4	4	2	0	1	0	0	11
Sherrill	0-1	0-0	0-0	0-0	0	2	0	0	0	0	0	2
Jones	4-8	3-7	0-0	0-3	3	0	11	0	1	0	0	23
Tat	1-1	0-0	0-0	1-0	1	0	2	0	0	0	0	6
				0-2	2							
<b>TOTALS</b>	<b>20-57</b>	<b>10-24</b>	<b>12-15</b>	<b>9-22</b>	<b>31</b>	<b>15</b>	<b>62</b>	<b>12</b>	<b>8</b>	<b>2</b>	<b>6</b>	<b>200</b>
	.351	.417	.800									

**MIAMI (18-9, 4-9)**

Player	FG	3FG	FT	O-D	Reb	PF	Pts	A	TO	Blk	Stl	Min
Collins (F)	7-11	0-0	4-4	3-3	6	2	18	5	1	2	1	36
Gamble (C)	6-8	0-0	1-3	4-8	12	2	13	3	0	1	0	25
Scott (G)	4-8	1-3	2-2	0-4	4	1	11	2	1	0	0	30
Dews (G)	6-16	1-4	0-0	1-6	7	2	13	3	1	1	1	33
Adams (G)	1-2	1-2	0-0	1-2	3	0	3	0	0	0	0	16
Grant	2-5	2-4	2-2	0-3	3	0	8	4	2	0	1	28
McGowan	0-1	0-1	0-0	0-0	0	2	0	0	0	0	0	1
Thomas	2-6	2-6	2-2	1-2	3	1	8	1	2	0	1	23
Jones	0-1	0-1	0-0	0-0	0	0	0	0	0	0	0	2
Johnson	0-1	0-0	0-0	0-0	0	2	0	0	1	0	0	6
				0-1	1							
<b>TOTALS</b>	<b>28-59</b>	<b>7-21</b>	<b>11-13</b>	<b>10-29</b>	<b>39</b>	<b>12</b>	<b>74</b>	<b>18</b>	<b>8</b>	<b>4</b>	<b>4</b>	<b>200</b>
	.475	.333	.846									

<b>VIRGINIA</b>	32	30	62	Officials: Gary Maxwell, Roger Ayers, Bernard Clinton Technical: none Attendance: 3,909
<b>MIAMI</b>	33	41	74	

**BOSTON COLLEGE VIRGINIA** **68 55** March 3, 2010  
Conte Forum • Chestnut Hill, Mass.

**VIRGINIA (14-14, 5-10)**

Player	FG	3FG	FT	O-D	Reb	PF	Pts	A	TO	Blk	Stl	Min
Meyinsse (F)	6-6	0-0	0-0	1-4	5	2	12	1	2	1	0	21
Sene (C)	1-1	0-0	0-0	0-1	1	2	2	0	1	0	0	17
Evans (G)	0-2	0-0	0-0	1-3	4	3	0	1	0	0	1	20
Zeglinski (G)	0-6	0-3	0-0	1-2	3	0	0	1	1	0	0	15
Landesberg (G)	6-15	1-6	0-2	0-1	1	3	13	3	3	0	0	36
Farrakhan	3-6	1-1	1-3	0-1	1	1	8	4	0	0	0	29
Sherrill	1-3	0-2	0-0	2-1	3	0	2	0	0	0	0	9
Jones	0-2	0-1	0-0	0-1	1	0	0	0	0	0	0	11
Scott	6-8	0-0	1-2	3-6	9	2	13	3	3	0	0	31
Tat	1-3	0-0	3-4	1-0	1	4	5	0	1	0	1	11
				0-2	2							
<b>TOTALS</b>	<b>24-52</b>	<b>2-13</b>	<b>5-11</b>	<b>9-22</b>	<b>31</b>	<b>17</b>	<b>55</b>	<b>13</b>	<b>12</b>	<b>1</b>	<b>2</b>	<b>200</b>
	.462	.154	.455									

**BOSTON COLLEGE (15-14, 6-9)**

Player	FG	3FG	FT	O-D	Reb	PF	Pts	A	TO	Blk	Stl	Min
Raji (F)	6-12	0-0	6-9	5-4	9	1	18	3	1	0	0	32
Trapani (F)	5-8	2-4	2-2	2-3	5	3	14	1	2	0	0	19
Southern (C)	1-2	0-0	0-0	1-1	2	2	2	2	0	0	0	17
Jackson (G)	1-3	0-1										

### VIRGINIA TEAM AND INDIVIDUAL HIGHS FOR THE 2009-10 SEASON

Team		Individual	
<b>Points:</b>	85 vs. Longwood (85-72)	<b>Points:</b>	29 Sylven Landesberg at North Carolina
<b>FG Att:</b>	65 at Wake (22-65)	<b>FG Att:</b>	20 Sylven Landesberg (8-20) at Auburn
	vs. Wake (22-65)		
<b>FG Made:</b>	30 on three occasions	<b>FG Made:</b>	11 Sylven Landesberg (11-18) at North Carolina
<b>FG %:</b>	60.0 vs. Longwood (30-50)	<b>FG %:<sup>(1)</sup></b>	100.0 Jerome Meynsse (6-6) at Boston College
<b>3-FG Att:</b>	24 at Miami (10-24)	<b>3-FG Att:</b>	9 Sammy Zeglinski (4-9) vs. Penn State; Zeglinski (5-9) at Auburn
<b>3-FG Made:</b>	11 vs. Hampton (11-23)	<b>3-FG Made:</b>	6 Sylven Landesberg (6-8) at Miami
<b>3-FG %:</b>	58.8 vs. Cleveland State (10-17)	<b>3-FG %:<sup>(2)</sup></b>	100.0 Jeff Jones (4-4) at Auburn
<b>FT Att:</b>	27 vs. Oral Roberts (20-27)	<b>FT Att:</b>	11 Sylven Landesberg (10-11) vs. Wake Forest
			Jerome Meynsse (9-11) vs. Duke
<b>FT Made:</b>	23 vs. Georgia Tech (23-26)	<b>FT Made:</b>	10 Sylven Landesberg (10-11) vs. Wake Forest
<b>FT %:</b>	95.0 at NC State (19-20)	<b>FT %:<sup>(1)</sup></b>	100.0 Sylven Landesberg (9-9) vs. Georgia Tech
<b>Rebounds:</b>	46 vs. NJIT	<b>Rebounds:</b>	13 Mike Scott vs. Longwood, Mike Scott at Virginia Tech
<b>Assists:</b>	22 vs. Hampton	<b>Assists:</b>	9 Sylven Landesberg vs. NC State
	vs. UT-Pan American		
<b>Turnovers:</b>	16 on three occasions	<b>Turnovers:</b>	6 Sylven Landesberg vs. Virginia Tech
<b>Blocks:</b>	7 vs. Hampton, vs. Virginia Tech	<b>Blocks:</b>	5 Assane Sene vs. Hampton
<b>Steals:</b>	12 vs. UNCW, at Wake	<b>Steals:</b>	4 Sammy Zeglinski vs. UT-Pan American, at North Carolina
<b>Fouls:</b>	25 vs. Penn State, at Wake		

### OPPONENT TEAM AND INDIVIDUAL HIGHS FOR THE 2009-10 SEASON

Team		Individual	
<b>Points:</b>	85 by Maryland (66-85)	<b>Points:</b>	32 Talor Battle (Penn State)
<b>FG Att:</b>	64 by GT (33-64), by Md (36-64)	<b>FG Att:</b>	24 Malcolm Delaney (9-24, Virginia Tech)
<b>FG Made:</b>	36 by Maryland (36-64)	<b>FG Made:</b>	13 Elijah Millsap (13-22, UAB)
<b>FG %:</b>	56.3 by Maryland (36-64)	<b>FG %:<sup>(1)</sup></b>	100.0 Aaron Pogue (5-5, Cleveland State)
			Brendon Knox (5-5, Auburn)
<b>3-FG Att:</b>	26 by Auburn (10-26)	<b>3-FG Att:</b>	9 Talor Battle (5-9, Penn State)
			Frankie Sullivan (4-9, Auburn)
<b>3-FG Made:</b>	11 by UNC Wilmington (11-24)	<b>3-FG Made:</b>	5 Will Graves (4-9, North Carolina)
			Talor Battle (5-9, Penn State)
<b>3-FG %:</b>	50.0 on three occasions	<b>3-FG %:<sup>(2)</sup></b>	100.0 Ahmad Grant (5-6, UNCW)
<b>FT Att:</b>	29 by Wake Forest <sup>1</sup> (20-29)	<b>FT Att:</b>	13 Justin Leemow (3-3, USF)
<b>FT Made:</b>	20 by Wake Forest <sup>1</sup> (20-29)	<b>FT Made:</b>	9 Dorezo Hudson (3-3, Virginia Tech)
			Talor Battle (9-13, Penn State)
<b>FT %:</b>	92.3 by Clemson (12-13)	<b>FT %:<sup>(1)</sup></b>	100.0 Talor Battle (9-13, Penn State)
<b>Rebounds:</b>	46 by Wake Forest <sup>2</sup>	<b>Rebounds:</b>	13 Malcolm Delaney (9-10, Virginia Tech)
<b>Assists:</b>	22 by Maryland	<b>Assists:</b>	9 Augustus Gilchrist (7-7, USF)
<b>Turnovers:</b>	24 by Wake Forest <sup>1</sup>	<b>Assists:</b>	9 Landry Fields (Stanford)
<b>Blocks:</b>	8 by Wake Forest <sup>2</sup>	<b>Assists:</b>	9 Eric Hayes (Maryland)
<b>Steals:</b>	11 by Virginia Tech	<b>Turnovers:</b>	6 Augustus Gilchrist (USF), L.D. Williams (Wake <sup>1</sup> )
<b>Fouls:</b>	20 by Oral Roberts	<b>Blocks:</b>	4 Jeff Allen (VT <sup>2</sup> ), Jerai Grant (Clemson)
		<b>Steals:</b>	5 Jon Scheyer (Duke)

### VIRGINIA AND OPPONENT TEAM LOWS FOR THE 2009-10 SEASON

Virginia		Opponent	
<b>Points:</b>	49 on three occasions	<b>Points:</b>	37 by NJIT (37-68)
<b>FG Att:</b>	45 vs. Stanford (17-45)	<b>FG Att:</b>	44 by Wake <sup>1</sup> (23-44)
<b>FG Made:</b>	16 vs. Duke (16-51)	<b>FG Made:</b>	13 by NJIT (13-48)
<b>FG %:</b>	31.4 vs. Duke (16-51)	<b>FG %:</b>	27.1 by NJIT (13-48)
<b>3-FG Att:</b>	10 vs. UNC Wilmington (3-10)	<b>3-FG Att:</b>	8 by Maryland (4-8)
<b>3-FG Made:</b>	2 on five occasions	<b>3-FG Made:</b>	2 by UAB (2-14), by NC State (2-11)
<b>3-FG %:</b>	12.5 at Maryland (2-16)	<b>3-FG %:</b>	14.3 by UAB (2-14)
<b>FT Att:</b>	7 at Clemson (5-7)	<b>FT Att:</b>	5 by UNC Wilmington (4-5)
<b>FT Made:</b>	5 on three occasions	<b>FT Made:</b>	3 by Georgia Tech (3-11)
<b>FT %:</b>	45.5 at Boston College (5-11)	<b>FT %:</b>	27.3 by Georgia Tech (3-11)
<b>Rebounds:</b>	24 at USF	<b>Rebounds:</b>	18 by Cleveland State
<b>Assists:</b>	6 at Wake	<b>Assists:</b>	5 by UT-Pan American
<b>Turnovers:</b>	7 vs. NJIT, vs. Georgia Tech	<b>Turnovers:</b>	7 by NC State <sup>2</sup>
<b>Blocks:</b>	0 vs. UNC Wilmington, at Wake	<b>Blocks:</b>	1 on five occasions
<b>Steals:</b>	2 at Virginia Tech, at Boston College	<b>Steals:</b>	2 by NC State <sup>1</sup> , by Clemson
<b>Fouls:</b>	9 vs. NJIT, vs. UNC Wilmington	<b>Fouls:</b>	6 by Clemson

(1) Min. 5 made; (2) Min. 3 made

### **THE CAVALIERS' RECORD IN 2009-10 WHEN UVa:**

leads at halftime.....	9-5
trails at halftime.....	5-9
tied at halftime.....	0-0
goes into overtime.....	0-2
leads by 10 or more points.....	12-3
trails by 10 or more points.....	3-9
shoots 50% or better.....	7-0
shoots less than 50%.....	7-14
shoots less than 45%.....	5-13
shoots less than 40%.....	1-10
opponent shoots 50% or better.....	3-5
opponent shoots less than 50%.....	11-9
opponent shoots less than 45%.....	9-5
opponent shoots less than 40%.....	7-2
has higher FG% than opponent.....	11-1
has lower FG% than opponent.....	3-13
has same FG% as opponent.....	0-0
outrounds its opponent.....	11-2
is outrebounded by opponent.....	2-12
has same rebounds as opponent.....	1-0
has more offensive rebounds than opponent.....	11-6
has fewer offensive rebounds than opponent.....	3-8
has same offensive rebounds as opponent.....	0-0
has fewer turnovers than opponent.....	10-7
has more turnovers than opponent.....	3-5
has same turnovers as opponent.....	1-2
has fewer than 10 turnovers.....	4-6
opponent has fewer than 10 turnovers.....	2-3
shoots more FTs than opponent.....	8-6
shoots fewer FTs than opponent.....	6-8
shoots the same FTs as opponent.....	0-0
has game decided by 10 points or less.....	4-6
has game decided by 5 points or less.....	1-5
scores <60 points.....	1-8
scores 60-69 points.....	2-5
scores 70-79 points.....	8-1
scores 80-89 points.....	3-0
scores 90+ points.....	0-0
allows <60 points.....	7-1
allows 60-69 points.....	5-9
allows 70-79 points.....	2-3
allows 80-89 points.....	0-1
allows 90+ points.....	0-0
wins the tip.....	5-3
loses the tip.....	9-11

### **VIRGINIA IN ITS 14 WINS:**

UVa's FG percentage.....	48.2 (372-772)
UVa's FT percentage.....	78.3 (202-258)
UVa's 3FG percentage.....	43.4 (92-212)
UVa's offensive rebounds /game.....	10.9 (152)
UVa's rebounds/game.....	36.7 (514)
UVa's rebound margin/game.....	+7.9 (36.7-28.8)
UVa's assists/game.....	15.7 (220)
UVa's turnovers/game.....	10.6 (148)
UVa's points/game.....	74.1 (1038)
Opponent's FG percentage.....	40.9 (306-749)
Opponent's points/game.....	58.1 (813)
Opponent's turnovers/game.....	12.5 (175)
Opponent's FT attempts/game.....	14.7 (206)

### **VIRGINIA IN ITS 14 LOSSES:**

UVa's FG percentage.....	37.2 (295-793)
UVa's FT percentage.....	70.3 (154-219)
UVa's 3FG percentage.....	27.1 (65-240)
UVa's offensive rebounds /game.....	10.4 (146)
UVa's rebounds/game.....	32.1 (450)
UVa's rebound margin/game.....	-5.3 (32.1-37.4)
UVa's assists/game.....	10.1 (142)
UVa's turnovers/game.....	11.1 (155)
UVa's points/game.....	57.8 (809)
Opponent's FG percentage.....	47.0 (357-759)
Opponent's points/game.....	68.9 (965)
Opponent's turnovers/game.....	11.9 (167)
Opponent's FT attempts/game.....	18.2 (255)

### **ADDITIONAL TEAM INFORMATION ...**

Largest halftime lead:  
 Largest halftime deficit:  
 Largest halftime deficit overcome in a victory:  
 Largest halftime lead surrendered in a loss:  
 Largest deficit overcome in a victory:

Largest lead surrendered in a loss:  
 Largest deficit at any time:  
 Largest lead at any time:  
 Most consecutive points scored:  
 Most consecutive points allowed:

22 vs. Longwood, Nov. 13 (49-27)  
 19 at Wake, Jan. 23 (15-34); at Clemson, Feb. 20 (22-41)  
 7 vs. Cleveland State, Nov. 25 (27-34)  
 6 vs. Penn State, Nov. 30 (27-21)  
 10 vs. Cleveland State, Nov. 25 (down 29-39 @ 17:33, 2nd Half)  
 10 at NC State, Jan. 9 (down 33-43 @ 12:35, 2nd Half)  
 10 vs. UNCW, Jan. 18 (down 14-24 @ 10:45, 1st Half)  
 12 vs Virginia Tech, Jan. 28 (led 22-10 @ 5:28, 1st Half)  
 32 at Clemson, Feb. 20 (34-66 @ 5:37 2nd Half)  
 33, vs. Rider, Nov. 19, (73-40 @ 4:28 2nd Half)  
 20 vs. UNC Wilmington, Jan. 18  
 16 at Wake Forest, Jan. 23

**VIRGINIA'S LEADING PERFORMERS IN 2009-10 ...**

OPPONENT	SCORE	POINTS	REBOUNDS	ASSISTS
Longwood	85-72	Sylden Landesberg (23)	Mike Scott (13)	Three players (4)
at USF	49-66	Sylden Landesberg (14)	Jeff Jones (5), Mike Scott (5)	Three players (2)
Rider	79-46	Mike Scott (17)	Mike Scott (9)	Mike Scott (3)
Oral Roberts	76-55	Mike Scott (15)	Mike Scott (10)	Mustapha Farrakhan (4)
vs. Stanford	52-57	Jeff Jones (17)	Mike Scott (9)	Scott (3), Zeglinski (3)
vs. Cleveland State	76-65	Sylden Landesberg (20)	Mike Scott (8)	Sylden Landesberg (5)
Penn State	66-69	Sylden Landesberg (18)	Mike Scott (11)	Four players (2)
at Auburn	67-68	Sylden Landesberg (20)	Sammy Zeglinski (5)	Jontel Evans (5)
NJIT	68-37	Jeff Jones (11)	Assane Sene (11)	Jontel Evans (3)
Hampton	80-54	Sylden Landesberg (14)	Sylden Landesberg (12)	Sylden Landesberg (6)
#24 UAB	72-63	Sylden Landesberg (19)	Mike Scott (7)	Calvin Baker (6)
Texas-Pan American	72-53	Mike Scott (22)	Mike Scott (7)	Calvin Baker (7)
at NC State	70-62	Sylden Landesberg (23)	Sammy Zeglinski (8)	Baker (3), Zeglinski (3)
#20 Georgia Tech	82-75	Sylden Landesberg (22)	Four players (6)	Sylden Landesberg (5)
#23 Miami	75-57	Sylden Landesberg (18)	Zeglinski (7), Evans (7)	Sammy Zeglinski (6)
UNC Wilmington	69-67	Sylden Landesberg (19)	Sammy Zeglinski (8)	Sammy Zeglinski (5)
at Wake Forest	57-69	Sylden Landesberg (18)	Three players (4)	Three players (2)
Virginia Tech	71-76 (ot)	Mike Scott (21)	Mike Scott (8)	Sylden Landesberg (5)
at North Carolina	75-60	Sylden Landesberg (29)	Three players (5)	Jontel Evans (6)
NC State	59-47	Mike Scott (15)	Mike Scott (10)	Sylden Landesberg (9)
Wake Forest	61-64 (ot)	Sylden Landesberg (28)	Mike Scott (10)	Three players (3)
at Virginia Tech	55-61	Mike Scott (20)	Mike Scott (13)	Jontel Evans (3)
at Maryland	66-85	Scott (16), Jones (16)	Mike Scott (6)	Sylden Landesberg (2)
Florida State	50-69	Jeff Jones (13)	Mike Scott (6)	Sylden Landesberg (4)
at Clemson	49-72	Mike Scott (14)	Sammy Zeglinski (8)	Sylden Landesberg (3)
at Miami	62-74	Sylden Landesberg (27)	Jerome Meyinsse (7)	Three players (3)
#5 Duke	49-67	Jerome Meyinsse (21)	Assane Sene (10)	Zeglinski (2), Sherrill (2)
at Boston College	55-68	Landesberg (13), Scott (13)	Mike Scott (9)	Mustapha Farrakhan (4)

**LED VIRGINIA IN...**
**SCORING**

	'10	'09	'08	'07	Career
Landesberg	16	16			32
Scott	9	2	-		11
Jones	4	2	1		7
Meyinsse	1	-	-	-	1
Baker	-	2	1		3
Zeglinski	-	1	-		1

**REBOUNDING**

	'10	'09	'08	'07	Career
Scott	18	13	8		39
Zeglinski	5	1	-		6
Landesberg	4	9			13
Meyinsse	4	-	1	-	5
Sene	3	5			8
Jones	1	1	-		2
Evans	1				1
Sherrill	1	-	-		1
Baker	-	-	3		3
Tat	-	-	-	1	1

**ASSISTS**

	'10	'09	'08	'07	Career
Landesberg	12	8			20
Zeglinski	11	13	-		24
Baker	6	11	5		22
Farrakhan	6	2	-		8
Evans	5				5
Scott	2	3	-		5
Meyinsse	1	-	-	-	1
Sherrill	1	-	-		1
Tat	-	-	-	2	2
Jones	-	1	-		1

**The Automated ScoreBook**  
**Virginia Season Schedule/Results & Leaders (as of Mar 03, 2010)**  
**All games**

<b>RECORD:</b>	<b>OVERALL</b>	<b>HOME</b>	<b>AWAY</b>	<b>NEUTRAL</b>
ALL GAMES	14-14	11-5	2-8	1-1
CONFERENCE	5-10	3-4	2-6	0-0
NON-CONFERENCE	9-4	8-1	0-2	1-1

<b>Date</b>	<b>Opponent</b>	<b>Score</b>	<b>Att.</b>	<b>High Points</b>	<b>High Rebounds</b>
11/13/09	LONGWOOD	W 85-72	10787	(23)Sylvan Landesberg	(13)Mike Scott
11/16/09	at USF	L 49-66	4193	(14)Sylvan Landesberg	(5)Mike Scott (5)Jeff Jones
11/19/09	RIDER	W 79-46	8061	(17)Mike Scott	(9)Mike Scott
11/21/09	ORAL ROBERTS	W 76-55	8829	(15)Mike Scott	(10)Mike Scott
11/24/09	#vs Stanford	L 52-57	200	(17)Jeff Jones	(9)Mike Scott
11/25/09	#vs Cleveland State	W 76-65		(20)Sylvan Landesberg	(8)Mike Scott
11/30/09	PENN STATE	L 66-69	8898	(18)Sylvan Landesberg	(11)Mike Scott
12/07/09	at Auburn	L 67-68	5493	(20)Sylvan Landesberg	(5)Sammy Zeglinski
12/21/09	NJIT	W 68-37	7264	(11)Jeff Jones	(11)Assane Sene
12/23/09	HAMPTON	W 80-54	7803	(14)Sylvan Landesberg	(12)Sylvan Landesberg
12/30/09	UAB	W 72-63	9444	(19)Sylvan Landesberg	(7)Mike Scott
01/05/10	TEXAS-PANAMERICAN	W 72-53	7574	(22)Mike Scott	(7)Mike Scott
1/9/10	*at NC State	W 70-62	16289	(23)Sylvan Landesberg	(8)Sammy Zeglinski
01/13/10	*GEORGIA TECH	W 82-75	8924	(22)Sylvan Landesberg	(6)Sylvan Landesberg (6)Mike Scott (6)Jerome Meyinsse
01/16/10	*MIAMI	W 75-57	11413	(18)Sylvan Landesberg	(7)Sammy Zeglinski (7)Jontel Evans
01/18/10	UNC WILMINGTON	W 69-67	10420	(19)Sylvan Landesberg	(8)Sammy Zeglinski
01/23/10	*at Wake Forest	L 57-69	13831	(18)Sylvan Landesberg	(4)Jerome Meyinsse (4)Will Sherrill (4)Sylvan Landesberg
01/28/10	*VIRGINIA TECH	L 71-76	13449	(21)Mike Scott	(8)Mike Scott
01/31/10	*at North Carolina	W 75-60	14437	(29)Sylvan Landesberg	(5)Jerome Meyinsse (5)Sylvan Landesberg (5)Mike Scott
02/03/10	*NC STATE	W 59-47	10092	(15)Mike Scott	(10)Mike Scott
02/06/10	*WAKE FOREST	L 61-64	11972	(28)Sylvan Landesberg	(10)Mike Scott
02/13/10	*at Virginia Tech	L 55-61	9847	(20)Mike Scott	(13)Mike Scott
02/15/10	*at Maryland	L 66-85	17091	(16)Mike Scott (16)Jeff Jones	(6)Mike Scott
02/17/10	*FLORIDA STATE	L 50-69	10365	(13)Jeff Jones	(6)Mike Scott
2/20/10	*at Clemson	L 49-72	10000	(14)Mike Scott	(8)Sammy Zeglinski
02/23/10	*at Miami	L 62-74	3909	(27)Sylvan Landesberg	(7)Jerome Meyinsse
02/28/10	*DUKE	L 49-67	13663	(21)Jerome Meyinsse	(10)Assane Sene
3-3-10	*at Boston College	L 55-68	3968	(13)Sylvan Landesberg (13)Mike Scott	(9)Mike Scott

\* = Conference game

# = Cancun, Mexico

<b>Attendance Summary</b>	<b>Games</b>	<b>Attend</b>	<b>Avg/Game</b>
Home	16	158958	9935
Away	10	99058	9906
Neutral	2	200	100
Total	28	258216	9222

**The Automated ScoreBook**  
**Virginia Points-Rebounds-Assists (as of Mar 03, 2010)**  
**All games**

Opponent	Date	Score		01	02	04	05	13	15	22
				EVANS,JONT	FARRAKHAN	BAKER,CALV	SENE,ASSAN	ZEGLINSKI,	LANDESBER	SHERRILL,W
LONGWOOD	11/13/09	85-72	W	4-2-1	17-5-4	DNP	DNP	14-6-4	23-6-4	DNP
at USF	11/16/09	49-66	L	2-0-0	3-1-2	5-2-1	DNP	2-0-2	14-2-2	2-1-0
RIDER	11/19/09	79-46	W	0-1-2	8-1-2	8-2-2	DNP	12-4-2	10-4-1	2-6-1
ORAL ROBERTS	11/21/09	76-55	W	0-0-0	13-2-4	4-0-2	8-7-0	13-3-1	14-7-3	3-3-0
vs Stanford	11/24/09	52-57	L	0-0-0	3-1-1	1-1-1	2-3-0	2-6-3	16-4-2	0-1-0
vs Cleveland State	11/25/09	76-65	W	0-0-0	11-1-2	0-0-1	0-1-0	10-3-4	20-5-5	18-6-2
PENN STATE	11/30/09	66-69	L	0-0-0	5-0-2	2-1-2	DNP	16-1-2	18-5-2	0-4-1
at Auburn	12/07/09	67-68	L	4-2-5	0-1-1	2-1-1	2-3-0	18-5-4	20-3-1	3-4-1
NJIT	12/21/09	68-37	W	7-5-3	0-2-2	9-2-1	4-11-1	8-4-0	10-5-1	8-4-2
HAMPTON	12/23/09	80-54	W	4-3-3	10-1-2	5-2-4	8-8-1	13-1-2	14-12-6	9-4-2
UAB	12/30/09	72-63	W	9-0-3	10-2-2	8-2-6	1-2-0	9-1-0	19-6-4	0-5-0
TEXAS-PAN AMERICAN	01/05/10	72-53	W	5-1-3	0-2-1	5-3-7	0-5-0	13-2-6	20-6-3	4-4-1
at NC State	1/9/10	70-62	W	2-1-2	3-3-1	2-2-3	DNP	10-8-3	23-5-0	2-4-0
GEORGIA TECH	01/13/10	82-75	W	0-0-3	15-1-4	2-1-0	2-6-0	10-3-1	22-6-5	2-1-0
MIAMI	01/16/10	75-57	W	4-7-4	13-3-2	4-1-2	0-2-0	10-7-6	18-2-3	0-2-0
UNC WILMINGTON	01/18/10	69-67	W	4-2-3	3-2-0	0-1-1	2-2-0	10-8-5	19-5-0	3-0-0
at Wake Forest	01/23/10	57-69	L	4-1-2	10-3-2	DNP	0-3-0	1-2-2	18-4-0	5-4-0
VIRGINIA TECH	01/28/10	71-76	L	0-1-1	2-3-0	DNP	DNP	9-5-4	18-4-5	0-4-0
at North Carolina	01/31/10	75-60	W	4-2-6	0-1-1	3-1-1	0-2-0	19-2-4	29-5-2	2-4-1
NC STATE	02/03/10	59-47	W	0-0-0	11-3-1	5-0-1	0-2-0	8-4-2	7-6-9	3-5-0
WAKE FOREST	02/06/10	61-64	L	3-1-2	7-1-2	0-1-3	0-1-0	3-4-3	28-7-3	7-3-0
at Virginia Tech	02/13/10	55-61	L	1-1-3	0-0-0	2-2-1	0-3-0	4-5-2	17-6-2	3-3-1
at Maryland	02/15/10	66-85	L	6-1-1	4-2-1	2-1-1	2-4-1	0-0-1	12-4-2	2-3-0
FLORIDA STATE	02/17/10	50-69	L	0-0-0	4-0-1	5-2-0	2-2-0	5-4-2	4-2-4	0-3-0
at Clemson	2/20/10	49-72	L	3-1-0	0-0-2	0-0-0	0-3-0	11-8-2	13-6-3	0-1-0
at Miami	02/23/10	62-74	L	0-2-0	DNP	2-2-3	2-4-0	5-3-3	27-4-2	0-0-0
DUKE	02/28/10	49-67	L	5-1-1	7-2-0	0-0-1	2-10-1	6-3-2	DNP	0-2-2
at Boston College	3-3-10	55-68	L	0-4-1	8-1-4	DNP	2-1-0	0-3-1	13-1-3	2-3-0

Opponent	Date	Score		23	24	32	45	55
				JONES,JEFF	SPURLOCK,T	SCOTT,MIKE	TAT,SOLOMO	MEYINSSE,J
LONGWOOD	11/13/09	85-72	W	10-1-1	0-0-0	12-13-0	DNP	5-2-0
at USF	11/16/09	49-66	L	7-5-0	1-1-0	9-5-0	0-0-0	4-4-0
RIDER	11/19/09	79-46	W	11-1-0	3-2-0	17-9-3	4-4-0	4-2-2
ORAL ROBERTS	11/21/09	76-55	W	2-0-0	2-0-0	15-10-2	0-0-0	2-6-0
vs Stanford	11/24/09	52-57	L	17-1-0	DNP	7-9-3	DNP	4-8-0
vs Cleveland State	11/25/09	76-65	W	0-2-0	DNP	15-8-3	DNP	2-2-0
PENN STATE	11/30/09	66-69	L	3-0-0	DNP	17-11-1	DNP	5-6-0
at Auburn	12/07/09	67-68	L	16-2-0	DNP	DNP	DNP	2-3-0
NJIT	12/21/09	68-37	W	11-2-0	6-1-0	DNP	1-2-0	4-5-1
HAMPTON	12/23/09	80-54	W	8-1-1	5-2-1	DNP	4-1-0	0-1-0
UAB	12/30/09	72-63	W	0-0-0	DNP	10-7-0	DNP	6-3-0
TEXAS-PAN AMERICAN	01/05/10	72-53	W	1-1-0	0-1-0	22-7-1	0-0-0	2-1-0
at NC State	1/9/10	70-62	W	8-1-0	DNP	14-7-2	DNP	6-5-0
GEORGIA TECH	01/13/10	82-75	W	9-2-1	DNP	12-6-1	DNP	8-6-2
MIAMI	01/16/10	75-57	W	9-0-0	0-0-0	10-4-2	1-0-0	6-4-0
UNC WILMINGTON	01/18/10	69-67	W	2-0-1	DNP	12-3-2	DNP	14-3-0
at Wake Forest	01/23/10	57-69	L	10-3-0	DNP	6-2-0	0-0-0	3-4-0
VIRGINIA TECH	01/28/10	71-76	L	12-2-2	DNP	21-8-0	DNP	9-4-0
at North Carolina	01/31/10	75-60	W	0-0-0	0-0-0	11-5-3	0-0-0	7-5-0
NC STATE	02/03/10	59-47	W	0-0-0	DNP	15-10-1	DNP	10-4-0
WAKE FOREST	02/06/10	61-64	L	0-0-0	DNP	10-10-2	DNP	3-3-0
at Virginia Tech	02/13/10	55-61	L	2-0-1	DNP	20-13-1	DNP	6-6-0
at Maryland	02/15/10	66-85	L	16-2-1	4-1-0	16-6-0	DNP	2-1-0
FLORIDA STATE	02/17/10	50-69	L	13-3-2	5-0-0	10-6-1	DNP	2-5-0
at Clemson	2/20/10	49-72	L	4-1-1	0-0-0	14-4-0	DNP	4-4-0
at Miami	02/23/10	62-74	L	11-3-0	DNP	0-3-1	2-1-0	13-7-3
DUKE	02/28/10	49-67	L	0-0-0	5-2-0	0-1-0	3-0-0	21-7-0
at Boston College	3-3-10	55-68	L	0-1-0	DNP	13-9-3	5-1-0	12-5-1



**The Automated ScoreBook**  
**Virginia Team Game-by-Game Comparison (as of Mar 03, 2010)**  
**All games**

Opponent	1st	2nd	Score	Mar	Total FG	FG Pct	3-Pointers	3FG Pct	Free Throws	FT Pct	Rebounds	Assist	T/Over	Block	Steal	Fouls
LONGWOOD	49/27	36/45	85-72	+13	30-50/29-61	.600/.475	6-14/8-22	.429/.364	19-24/6-10	.792/.600	36/21 +15	14/12	16/11	2/1	6/9	14/19
USF	27/31	22/35	49-66	(17)	17-52/24-45	.327/.533	2-12/5-11	.167/.455	13-17/13-18	.765/.722	24/35 (11)	7/11	9/14	1/4	5/6	17/17
RIDER	36/22	43/24	79-46	+33	29-56/17-51	.518/.333	7-16/7-23	.438/.304	14-19/5-12	.737/.417	42/27 +15	15/10	10/14	3/5	5/3	14/16
ORAL ROBERTS	41/35	35/20	76-55	+21	25-55/18-56	.455/.321	6-15/7-17	.400/.412	20-27/12-20	.741/.600	44/35 +9	12/7	10/14	3/3	5/4	17/20
Stanford	31/30	21/27	52-57	(5)	17-45/21-54	.378/.389	4-18/8-16	.222/.500	14-24/7-15	.583/.467	35/36 (1)	10/11	13/10	4/1	8/5	18/18
Cleveland State	27/34	49/31	76-65	+11	28-53/26-47	.528/.553	10-17/9-21	.588/.429	10-14/4-8	.714/.500	32/18 +14	17/14	10/10	2/3	6/7	10/16
PENN STATE	27/21	39/48	66-69	(3)	25-61/23-52	.410/.442	8-15/6-17	.533/.353	8-13/17-25	.615/.680	35/38 (3)	10/12	8/10	3/3	4/4	25/17
Auburn	34/32	33/36	67-68	(1)	25-58/25-53	.431/.472	9-22/10-26	.409/.385	8-10/8-17	.800/.471	31/35 (4)	13/12	9/12	4/3	6/4	21/15
NJIT	32/19	36/18	68-37	+31	24-62/13-48	.387/.271	7-20/6-17	.350/.353	13-17/5-10	.765/.500	46/31 +15	12/8	7/14	5/2	11/4	9/15
HAMPTON	48/28	32/26	80-54	+26	30-60/20-54	.500/.370	11-23/6-21	.478/.286	9-10/8-12	.900/.667	41/26 +15	22/7	11/13	7/4	6/6	12/12
UAB	30/35	42/28	72-63	+9	25-52/28-59	.481/.475	6-13/2-14	.462/.143	16-21/5-15	.762/.333	32/33 (1)	15/7	12/13	6/1	6/3	17/18
TEXAS-PAN AMERICAN	40/23	32/30	72-53	+19	30-53/20-48	.566/.417	7-12/4-14	.583/.286	5-9/9-13	.556/.692	33/25 +8	22/5	11/14	3/2	8/4	14/13
NC State	26/30	44/32	70-62	+8	23-54/21-52	.426/.404	5-11/4-14	.455/.286	19-20/16-26	.950/.615	36/30 +6	11/14	10/9	4/2	6/2	16/19
GEORGIA TECH	38/39	44/36	82-75	+7	27-61/33-64	.443/.516	5-14/6-17	.357/.353	23-26/3-11	.885/.273	36/33 +3	17/15	7/11	1/5	6/4	14/19
MIAMI	33/21	42/36	75-57	+18	29-56/17-54	.518/.315	6-14/4-19	.429/.211	11-16/19-26	.688/.731	34/34 -	19/8	9/12	1/4	6/5	17/19
UNC WILMINGTON	34/27	35/40	69-67	+2	23-54/26-51	.426/.510	3-10/11-24	.300/.458	20-24/4-5	.833/.800	32/25 +7	12/16	11/16	0/4	12/4	9/16
Wake Forest	15/34	42/35	57-69	(12)	22-65/23-44	.338/.523	5-21/3-10	.238/.300	8-16/20-29	.500/.690	29/42 (13)	6/13	12/24	0/5	12/3	25/14
VIRGINIA TECH	27/28	38/37	71-76	(5)	25-57/28-62	.439/.452	6-19/4-12	.316/.333	15-22/16-20	.682/.800	34/39 (5)	12/12	16/14	7/1	7/11	23/17
North Carolina	35/30	40/30	75-60	+15	27-52/20-56	.519/.357	7-17/9-22	.412/.409	14-18/11-22	.778/.500	30/35 (5)	18/11	16/17	5/1	9/8	16/16
NC STATE	25/28	34/19	59-47	+12	22-54/18-48	.407/.375	6-16/2-11	.375/.182	9-13/9-16	.692/.563	40/30 +10	14/6	8/7	1/4	5/4	19/17
WAKE FOREST	34/29	21/26	61-64	(3)	22-65/25-57	.338/.439	5-19/3-12	.263/.250	12-16/11-23	.750/.478	34/46 (12)	15/6	9/13	1/8	5/4	20/18
Virginia Tech	25/21	30/40	55-61	(6)	21-64/20-54	.328/.370	3-18/5-13	.167/.385	10-15/16-20	.667/.800	43/38 +5	11/8	9/10	2/7	2/5	21/16
Maryland	34/52	32/33	66-85	(19)	22-58/36-64	.379/.563	2-16/4-8	.125/.500	20-22/9-15	.909/.600	28/42 (14)	8/22	12/13	2/4	5/6	20/19
FLORIDA STATE	24/33	26/36	50-69	(19)	18-48/28-56	.375/.500	5-18/7-14	.278/.500	9-13/6-12	.692/.500	31/34 (3)	10/15	12/10	3/5	4/7	15/16
Clemson	22/41	27/31	49-72	(23)	21-60/27-52	.350/.519	2-13/6-17	.154/.353	5-7/12-13	.714/.923	31/34 (3)	8/18	12/12	1/6	8/2	14/6
Miami	32/33	30/41	62-74	(12)	20-57/28-59	.351/.475	10-24/7-21	.417/.333	12-15/11-13	.800/.846	31/39 (8)	12/18	8/8	2/4	6/4	15/12
DUKE	21/35	28/32	49-67	(18)	16-51/24-50	.314/.480	2-12/7-18	.167/.389	15-18/12-17	.833/.706	33/31 +2	7/13	14/8	4/4	6/8	15/17
Boston College	23/37	32/31	55-68	(13)	24-52/25-57	.462/.439	2-13/3-12	.154/.250	5-11/15-18	.455/.833	31/35 (4)	13/14	12/9	1/3	2/6	17/14

Note: Game totals are displayed in the format TEAM/OPPONENT for each category

**The Automated ScoreBook**  
**Virginia Game-by-Game Highs (as of Mar 03, 2010)**  
**All games**

Opponent	Date	Score	Points	Rebounds	Assists	Steals	Blocked shots
LONGWOOD	11/13/09	85-72	23-Sylden Landesberg	13-Mike Scott	4-Sylden Landesberg Mustapha Farrakhan Sammy Zeglinski	1-Mike Scott Jontel Evans Jeff Jones Sylden Landesberg Mustapha Farrakhan Sammy Zeglinski	2-Mike Scott
at USF	11/16/09	49-66	14-Sylden Landesberg	5-Jeff Jones Mike Scott	2-Sammy Zeglinski Mustapha Farrakhan Sylden Landesberg	2-Sammy Zeglinski	1-Sammy Zeglinski
RIDER	11/19/09	79-46	17-Mike Scott	9-Mike Scott	3-Mike Scott	1-Calvin Baker Jeff Jones Will Sherrill Sammy Zeglinski Mustapha Farrakhan	2-Jerome Meyinsse
ORAL ROBERTS	11/21/09	76-55	15-Mike Scott	10-Mike Scott	4-Mustapha Farrakhan	1-Calvin Baker Sylden Landesberg Jeff Jones Mike Scott Mustapha Farrakhan	2-Sylden Landesberg
vs Stanford	11/24/09	52-57	17-Jeff Jones	9-Mike Scott	3-Sammy Zeglinski Mike Scott	2-Jeff Jones	1-Will Sherrill Mike Scott Sylden Landesberg Jerome Meyinsse
vs Cleveland State	11/25/09	76-65	20-Sylden Landesberg	8-Mike Scott	5-Sylden Landesberg	3-Will Sherrill	1-Will Sherrill Mustapha Farrakhan
PENN STATE	11/30/09	66-69	18-Sylden Landesberg	11-Mike Scott	2-Sylden Landesberg Calvin Baker Mustapha Farrakhan Sammy Zeglinski	2-Sammy Zeglinski	1-Sylden Landesberg Jerome Meyinsse Sammy Zeglinski
at Auburn	12/07/09	67-68	20-Sylden Landesberg	5-Sammy Zeglinski	5-Jontel Evans	3-Jontel Evans	3-Assane Sene
NJIT	12/21/09	68-37	11-Jeff Jones	11-Assane Sene	3-Jontel Evans	3-Sylden Landesberg	2-Sammy Zeglinski Assane Sene
HAMPTON	12/23/09	80-54	14-Sylden Landesberg	12-Sylden Landesberg	6-Sylden Landesberg	2-Sammy Zeglinski	5-Assane Sene
UAB	12/30/09	72-63	19-Sylden Landesberg	7-Mike Scott	6-Calvin Baker	2-Jontel Evans Sammy Zeglinski	2-Mustapha Farrakhan Assane Sene
TEXAS-PAN AMERICAN	01/05/10	72-53	22-Mike Scott	7-Mike Scott	7-Calvin Baker	4-Sammy Zeglinski	1-Assane Sene Mike Scott Jerome Meyinsse
at NC State	1/9/10	70-62	23-Sylden Landesberg	8-Sammy Zeglinski	3-Sammy Zeglinski Calvin Baker	2-Jontel Evans	2-Jerome Meyinsse
GEORGIA TECH	01/13/10	82-75	22-Sylden Landesberg	6-Assane Sene Jerome Meyinsse Mike Scott Sylden Landesberg	5-Sylden Landesberg	3-Mustapha Farrakhan	1-Sylden Landesberg
MIAMI	01/16/10	75-57	18-Sylden Landesberg	7-Jontel Evans Sammy Zeglinski	6-Sammy Zeglinski	2-Will Sherrill	1-Mustapha Farrakhan
UNC WILMINGTON	01/18/10	69-67	19-Sylden Landesberg	8-Sammy Zeglinski	5-Sammy Zeglinski	3-Jontel Evans	None
at Wake Forest	01/23/10	57-69	18-Sylden Landesberg	4-Sylden Landesberg Will Sherrill Jerome Meyinsse	2-Sammy Zeglinski Jontel Evans Mustapha Farrakhan	3-Jeff Jones	None
VIRGINIA TECH	01/28/10	71-76	21-Mike Scott	8-Mike Scott	5-Sylden Landesberg	2-Will Sherrill Mike Scott	2-Jerome Meyinsse Sammy Zeglinski Mustapha Farrakhan

**The Automated ScoreBook**  
**Virginia Game-by-Game Highs (as of Mar 03, 2010)**  
**All games**

<b>Opponent</b>	<b>Date</b>	<b>Score</b>	<b>Points</b>	<b>Rebounds</b>	<b>Assists</b>	<b>Steals</b>	<b>Blocked shots</b>
at North Carolina	01/31/10	75-60	29-Syven Landesberg	5-Mike Scott Syven Landesberg Jerome Meyinsse	6-Jontel Evans	4-Sammy Zeglinski	3-Jerome Meyinsse
NC STATE	02/03/10	59-47	15-Mike Scott	10-Mike Scott	9-Syven Landesberg	3-Sammy Zeglinski	1-Assane Sene
WAKE FOREST	02/06/10	61-64	28-Syven Landesberg	10-Mike Scott	3-Sammy Zeglinski Calvin Baker Syven Landesberg	2-Syven Landesberg Jontel Evans	1-Jerome Meyinsse
at Virginia Tech	02/13/10	55-61	20-Mike Scott	13-Mike Scott	3-Jontel Evans	1-Mike Scott Calvin Baker	1-Jerome Meyinsse Assane Sene
at Maryland	02/15/10	66-85	16-Jeff Jones Mike Scott	6-Mike Scott	2-Syven Landesberg	2-Jontel Evans	1-Assane Sene Mustapha Farrakhan
FLORIDA STATE	02/17/10	50-69	13-Jeff Jones	6-Mike Scott	4-Syven Landesberg	1-Jontel Evans Tristan Spurlock Jeff Jones Sammy Zeglinski	1-Sammy Zeglinski Will Sherrill Tristan Spurlock
at Clemson	2/20/10	49-72	14-Mike Scott	8-Sammy Zeglinski	3-Syven Landesberg	3-Jontel Evans	1-Mike Scott
at Miami	02/23/10	62-74	27-Syven Landesberg	7-Jerome Meyinsse	3-Jerome Meyinsse Calvin Baker Sammy Zeglinski	2-Sammy Zeglinski	1-Jerome Meyinsse Scott, Mike
DUKE	02/28/10	49-67	21-Jerome Meyinsse	10-Assane Sene	2-Will Sherrill Sammy Zeglinski	3-Jontel Evans	2-Assane Sene
at Boston College	3-3-10	55-68	13-Mike Scott Syven Landesberg	9-Mike Scott	4-Mustapha Farrakhan	1-Solomon Tat Jontel Evans	1-Jerome Meyinsse

**The Automated ScoreBook**  
**Virginia Team Game-by-Game (as of Mar 03, 2010)**  
**All games**

TEAM STATISTICS

Opponent	Date	Score		Total		3-Pointers		Free throws		Rebounds				pf	a	t/o	blk	stl	pts	avg
				fg-fga	pct	3fg-fga	pct	ft-fta	pct	off	def	tot	avg							
LONGWOOD	11/13/09	85-72	W	30-50	.600	6-14	.429	19-24	.792	5	31	36	36.0	14	14	16	2	6	85	85.0
at USF	11/16/09	49-66	L	17-52	.327	2-12	.167	13-17	.765	9	15	24	30.0	17	7	9	1	5	49	67.0
RIDER	11/19/09	79-46	W	29-56	.518	7-16	.438	14-19	.737	11	31	42	34.0	14	15	10	3	5	79	71.0
ORAL ROBERTS	11/21/09	76-55	W	25-55	.455	6-15	.400	20-27	.741	13	31	44	36.5	17	12	10	3	5	76	72.2
vs Stanford	11/24/09	52-57	L	17-45	.378	4-18	.222	14-24	.583	8	27	35	36.2	18	10	13	4	8	52	68.2
vs Cleveland State	11/25/09	76-65	W	28-53	.528	10-17	.588	10-14	.714	12	20	32	35.5	10	17	10	2	6	76	69.5
PENN STATE	11/30/09	66-69	L	25-61	.410	8-15	.533	8-13	.615	11	24	35	35.4	25	10	8	3	4	66	69.0
at Auburn	12/07/09	67-68	L	25-58	.431	9-22	.409	8-10	.800	10	21	31	34.9	21	13	9	4	6	67	68.8
NJIT	12/21/09	68-37	W	24-62	.387	7-20	.350	13-17	.765	15	31	46	36.1	9	12	7	5	11	68	68.7
HAMPTON	12/23/09	80-54	W	30-60	.500	11-23	.478	9-10	.900	17	24	41	36.6	12	22	11	7	6	80	69.8
UAB	12/30/09	72-63	W	25-52	.481	6-13	.462	16-21	.762	9	23	32	36.2	17	15	12	6	6	72	70.0
TEXAS-PAN AMERICAN	01/05/10	72-53	W	30-53	.566	7-12	.583	5-9	.556	7	26	33	35.9	14	22	11	3	8	72	70.2
at NC State	1/9/10	70-62	W	23-54	.426	5-11	.455	19-20	.950	9	27	36	35.9	16	11	10	4	6	70	70.2
GEORGIA TECH	01/13/10	82-75	W	27-61	.443	5-14	.357	23-26	.885	15	21	36	35.9	14	17	7	1	6	82	71.0
MIAMI	01/16/10	75-57	W	29-56	.518	6-14	.429	11-16	.688	7	27	34	35.8	17	19	9	1	6	75	71.3
UNC WILMINGTON	01/18/10	69-67	W	23-54	.426	3-10	.300	20-24	.833	11	21	32	35.6	9	12	11	0	12	69	71.1
at Wake Forest	01/23/10	57-69	L	22-65	.338	5-21	.238	8-16	.500	14	15	29	35.2	25	6	12	0	12	57	70.3
VIRGINIA TECH	01/28/10	71-76	Lot	25-57	.439	6-19	.316	15-22	.682	9	25	34	35.1	23	12	16	7	7	71	70.3
at North Carolina	01/31/10	75-60	W	27-52	.519	7-17	.412	14-18	.778	8	22	30	34.8	16	18	16	5	9	75	70.6
NC STATE	02/03/10	59-47	W	22-54	.407	6-16	.375	9-13	.692	13	27	40	35.1	19	14	8	1	5	59	70.0
WAKE FOREST	02/06/10	61-64	Lot	22-65	.338	5-19	.263	12-16	.750	15	19	34	35.0	20	15	9	1	5	61	69.6
at Virginia Tech	02/13/10	55-61	L	21-64	.328	3-18	.167	10-15	.667	14	29	43	35.4	21	11	9	2	2	55	68.9
at Maryland	02/15/10	66-85	L	22-58	.379	2-16	.125	20-22	.909	10	18	28	35.1	20	8	12	2	5	66	68.8
FLORIDA STATE	02/17/10	50-69	L	18-48	.375	5-18	.278	9-13	.692	7	24	31	34.9	15	10	12	3	4	50	68.0
at Clemson	2/20/10	49-72	L	21-60	.350	2-13	.154	5-7	.714	11	20	31	34.8	14	8	12	1	8	49	67.2
at Miami	02/23/10	62-74	L	20-57	.351	10-24	.417	12-15	.800	9	22	31	34.6	15	12	8	2	6	62	67.0
DUKE	02/28/10	49-67	L	16-51	.314	2-12	.167	15-18	.833	10	23	33	34.6	15	7	14	4	6	49	66.4
at Boston College	3-3-10	55-68	L	24-52	.462	2-13	.154	5-11	.455	9	22	31	34.4	17	13	12	1	2	55	66.0
Virginia		1847		667-1565	.426	157-452	.347	356-477	.746	298	666	964	34.4	464	362	303	78	177	1847	66.0
Opponents		1778		663-1508	.440	163-463	.352	289-461	.627	259	668	927	33.1	451	325	342	99	142	1778	63.5

Games played: 28  
Points/game: 66.0  
FG Pct: 42.6  
3FG Pct: 34.7  
FT Pct: 74.6

Rebounds/game: 34.4  
Assists/game: 12.9  
Turnovers/game: 10.8  
Assist/turnover ratio: 1.2  
Steals/game: 6.3  
Blocks/game: 2.8

**The Automated ScoreBook**  
**Virginia Overall Team Statistics (as of Mar 03, 2010)**  
**All games**

<b>TEAM STATISTICS</b>	<b>VA</b>	<b>OPP</b>
<b>SCORING</b>	1847	1778
Points per game	66.0	63.5
Scoring margin	+2.5	-
<b>FIELD GOALS-ATT</b>	667-1565	663-1508
Field goal pct	.426	.440
<b>3 POINT FG-ATT</b>	157-452	163-463
3-point FG pct	.347	.352
3-pt FG made per game	5.6	5.8
<b>FREE THROWS-ATT</b>	356-477	289-461
Free throw pct	.746	.627
F-Throws made per game	12.7	10.3
<b>REBOUNDS</b>	964	927
Rebounds per game	34.4	33.1
Rebounding margin	+1.3	-
<b>ASSISTS</b>	362	325
Assists per game	12.9	11.6
<b>TURNOVERS</b>	303	342
Turnovers per game	10.8	12.2
Turnover margin	+1.4	-
Assist/turnover ratio	1.2	1.0
<b>STEALS</b>	177	142
Steals per game	6.3	5.1
<b>BLOCKS</b>	78	99
Blocks per game	2.8	3.5
<b>WINNING STREAK</b>	0	-
Home win streak	0	-
<b>ATTENDANCE</b>	158958	99258
Home games-Avg/Game	16-9935	10-9906
Neutral site-Avg/Game	-	2-100

<b>Score by Periods</b>	<b>1st</b>	<b>2nd</b>	<b>OT</b>	<b>Totals</b>
Virginia	870	965	12	1847
Opponents	855	903	20	1778

**The Automated ScoreBook**  
**Virginia Season Box Score (as of Mar 03, 2010)**  
**All games**

<b>RECORD:</b>	<b>OVERALL</b>	<b>HOME</b>	<b>AWAY</b>	<b>NEUTRAL</b>
ALL GAMES	14-14	11-5	2-8	1-1
CONFERENCE	5-10	3-4	2-6	0-0
NON-CONFERENCE	9-4	8-1	0-2	1-1

##	Player	gp-gs	min	Total			3-Point		F-Throw		Rebounds				pf	dq	a	to	blk	stl	pts	avg
				avg	fg-fga	fg%	3fg-fga	3fg%	ft-fa	ft%	off	def	tot	avg								
15	Sylvan Landesberg	27-27	868	32.1	166-375	.443	23-60	.383	111-137	.810	37	95	132	4.9	57	2	77	61	8	21	466	17.3
	Conference-Only...	14-14	461	32.9	90-204	.441	17-44	.386	52-62	.839	17	45	62	4.4	34	1	43	37	3	12	249	17.8
32	Mike Scott	25-23	685	27.4	131-258	.508	3-6	.500	43-57	.754	55	121	176	7.0	49	1	32	44	8	15	308	12.3
	Conference-Only...	15-14	402	26.8	72-158	.456	3-6	.500	25-30	.833	33	61	94	6.3	23	0	17	26	4	10	172	11.5
13	Sammy Zeglinski	28-27	803	28.7	81-217	.373	52-140	.371	27-34	.794	10	95	105	3.8	54	0	73	49	8	33	241	8.6
	Conference-Only...	15-14	431	28.7	33-117	.282	20-75	.267	15-18	.833	6	55	61	4.1	26	0	38	22	3	13	101	6.7
23	Jeff Jones	28-5	479	17.1	59-142	.415	31-77	.403	33-43	.767	6	28	34	1.2	13	0	11	10	2	13	182	6.5
	Conference-Only...	15-2	252	16.8	30-70	.429	15-37	.405	19-23	.826	4	14	18	1.2	11	0	8	4	0	6	94	6.3
02	Mustapha Farrakhan	27-7	536	19.9	52-146	.356	22-61	.361	41-53	.774	12	32	44	1.6	29	0	46	37	7	12	167	6.2
	Conference-Only...	14-0	264	18.9	28-76	.368	9-30	.300	19-28	.679	7	16	23	1.6	14	0	21	18	4	6	84	6.0
55	Jerome Meyinsse	28-20	587	21.0	55-95	.579	0-0	.000	56-76	.737	44	72	116	4.1	71	1	9	14	20	10	166	5.9
	Conference-Only...	15-13	357	23.8	38-64	.594	0-0	.000	36-50	.720	26	44	70	4.7	43	1	6	9	12	3	112	7.5
04	Calvin Baker	24-9	396	16.5	29-89	.326	8-34	.235	10-16	.625	8	22	30	1.3	24	0	45	20	0	10	76	3.2
	Conference-Only...	12-5	190	15.8	11-38	.289	3-15	.200	2-5	.400	3	10	13	1.1	10	0	16	12	0	2	27	2.3
22	Will Sherrill	27-6	422	15.6	31-85	.365	14-49	.286	4-8	.500	37	47	84	3.1	56	1	14	18	4	16	80	3.0
	Conference-Only...	15-1	209	13.9	12-45	.267	4-26	.154	0-2	.000	20	22	42	2.8	35	1	4	11	2	9	28	1.9
01	Jontel Evans	28-11	447	16.0	30-76	.395	2-12	.167	9-16	.563	5	34	39	1.4	51	1	49	22	1	33	71	2.5
	Conference-Only...	15-10	265	17.7	13-50	.260	0-7	.000	6-12	.500	5	18	23	1.5	34	1	26	10	1	19	32	2.1
24	Tristan Spurlock	13-0	60	4.6	12-28	.429	2-12	.167	5-7	.714	3	7	10	0.8	4	0	1	6	1	6	31	2.4
	Conference-Only...	6-0	24	4.0	5-12	.417	0-5	.000	4-4	1.000	1	2	3	0.5	1	0	0	3	1	4	14	2.3
05	Assane Sene	22-5	300	13.6	14-41	.341	0-0	.000	11-18	.611	25	60	85	3.9	46	1	4	12	19	4	39	1.8
	Conference-Only...	13-2	166	12.8	4-15	.267	0-0	.000	4-5	.800	12	31	43	3.3	30	0	2	9	5	2	12	0.9
45	Solomon Tat	12-0	40	3.3	7-10	.700	0-0	.000	6-12	.500	4	5	9	0.8	7	0	0	4	0	2	20	1.7
	Conference-Only...	6-0	24	4.0	3-5	.600	0-0	.000	5-9	.556	2	0	2	0.3	6	0	0	2	0	2	11	1.8
10	Tom Jonke	5-0	12	2.4	0-1	.000	0-1	.000	0-0	.000	0	2	2	0.4	0	0	0	2	0	1	0	0.0
	Conference-Only...	2-0	3	1.5	0-0	.000	0-0	.000	0-0	.000	0	0	0	0.0	0	0	0	0	0	1	0	0.0
11	Thomas Kody	4-0	8	2.0	0-2	.000	0-0	.000	0-0	.000	1	0	1	0.3	1	0	1	1	0	1	0	0.0
	Conference-Only...	1-0	1	1.0	0-0	.000	0-0	.000	0-0	.000	0	0	0	0.0	0	0	0	1	0	0	0	0.0
00	Doug Browman	4-0	7	1.8	0-0	.000	0-0	.000	0-0	.000	0	1	1	0.3	2	0	0	1	0	0	0	0.0
	Conference-Only...	1-0	1	1.0	0-0	.000	0-0	.000	0-0	.000	0	0	0	0.0	0	0	0	0	0	0	0	0.0
	Team										51	45	96				2					
	Team										24	23	47				2					
	Total.....	28	5650		667-1565	.426	157-452	.347	356-477	.746	298	666	964	34.4	464	7	362	303	78	177	1847	66.0
	Conference-Only...	15	3050		339-854	.397	71-245	.290	187-248	.754	160	341	501	33.4	267	4	181	166	35	89	936	62.4
	Opponents.....	28	5650		663-1508	.440	163-463	.352	289-461	.627	259	668	927	33.1	451	-	325	342	99	142	1778	63.5
	Conference-Only...	15	3050		373-829	.450	74-220	.336	186-281	.662	156	386	542	36.1	239	6	193	177	63	79	1006	67.1

<b>Score by Periods</b>	<b>1st</b>	<b>2nd</b>	<b>OT</b>	<b>Totals</b>
Virginia	870	965	12	1847
Opponents	855	903	20	1778