

VIRGINIA

2009-10 Men's Basketball Game Notes



Virginia Cavaliers

9-4 (1-0 ACC)

VS.



#20 Georgia Tech Yellow Jackets

12-3 (1-1 ACC)

Game #14
January 13
John Paul Jones Arena
Charlottesville, Va.

• **Television:** none
• **Radio:** Virginia Sports Network
(Dave Koehn and Cory Alexander)

2009-10 SCHEDULE/RESULTS

11/13	LONGWOOD		W 85-72
11/16	at USF	BHSN	L 49-66
11/19	RIDER (Cancun Challenge)		W 79-46
11/21	ORAL ROBERTS (Cancun Challenge)		W 76-55
11/24	vs. Stanford #	CBS CS	L 52-57
11/25	vs. Cleveland State #	CBS CS	W 76-65
11/30	PENN STATE ^	ESPN2	L 66-69
12/7	at Auburn	CSN+/CSS	L 67-68
12/19	UNC WILMINGTON	CSN	ppd.
12/21	NJIT		W 68-37
12/23	HAMPTON		W 80-54
12/30	#24 UAB		W 72-63
1/5	TEXAS-PAN AMERICAN		W 72-53
1/9	at NC State *	Raycom	W 70-62
1/13	#20 GEORGIA TECH *		7:00 pm
1/16	#23 MIAMI *	ESPNU	8:00 pm
1/18	UNC WILMINGTON		7:00 pm
1/23	at Wake Forest *	Raycom	4:00 pm
1/28	VIRGINIA TECH *	CSN	7:00 pm
1/31	at North Carolina *	FSN	7:45 pm
2/3	NC STATE *	ESPNU	7:00 pm
2/6	WAKE FOREST *	Raycom	12:00 pm
2/10	at Maryland *	ESPNU	7:00 pm
2/13	at Virginia Tech *	Raycom (Split)	8:00 pm
2/17	FLORIDA STATE *	ESPNU	7:00 pm
2/20	at Clemson *	RSN	4:00 pm
2/23	at Miami *	RSN	7:00 pm
2/28	DUKE *	FSN	7:45 pm
3/3	at Boston College *	ESPNU	9:00 pm
3/6	MARYLAND *	Raycom	1:30 pm
3-11-14	at ACC Tournament (Greensboro, N.C.)		

All Times are ET and subject to change

Cancun Challenge (Moon Palace Resort, Cancun, Mexico)

^ Big Ten/ACC Challenge

* ACC Game

BHSN Bright House Sports Network (also on ESPN360 and Full Court)

CBS CS CBS College Sports

CSN Comcast SportsNet

CSN+ Comcast SportsNet Plus

CSS Comcast/Charter Sports Southeast

FSN Fox Sports Net (ACC Sunday Night Hoops)

RSN Regional Sports Networks

TONIGHT'S GAME:

- Virginia opens its ACC home schedule tonight as it hosts Georgia Tech
- The Cavaliers enter the game on a five-game winning streak, their longest since the start of the 2007-08 season
- The game opens a three-game homestand for UVa, the first two games coming against ranked ACC opponents
- Virginia is looking to open in the ACC 2-0 for the first time since 1994-95

SERIES HISTORY:

- Georgia Tech leads 38-30 (UVa leads 17-11 in Charlottesville, 1-1 at JPJA)
- Last season the Cavaliers won the only meeting between the schools, 88-84 in overtime at Alexander Memorial Coliseum
- The road team has won the last three regular season meetings
- Tonight's game is the only regular season meeting this season

AGAINST RANKED OPPONENTS:

- GT is Virginia's second opponent of the season to be ranked by the AP
- Virginia defeated then-No. 24 UAB 72-63 on Dec. 30 at JPJA
- The Cavaliers are 5-5 vs. ranked opponents at JPJA (3-4 vs. ACC)

LAST TIME OUT:

- Virginia won 70-62 at NC State Saturday in its ACC Opener
- Sylvan Landesberg led Virginia with 23 points
- The Cavaliers went 19-20 from the free throw line (making their last 17)
- Virginia rallied from a 10-point deficit with 12:35 remaining in the 2nd Half
- Tony Bennett joined Jeff Jones and Billy McCann as the only UVa coaches to win their first ACC game

POSSIBLE STARTING LINEUP

G	4	Calvin Baker	Sr.	4.3 ppg	1.5 rbg	2.6 apg
• Has 31 assists this season to just eight turnovers						
G	13	Sammy Zeglinski	So.	10.8 ppg	3.4 rbg	2.5 apg
• 50.8% (32-63) from 3-point range this season						
G	15	Sylvan Landesberg	So.	17.0 ppg	5.4 rbg	2.6 apg
• Scored in double figures every game this season						
F	22	Will Sherrill	Jr.	4.3 ppg	3.8 rbg	0.8 apg
• Made first career start at Auburn and has started the last six games						
F	32	Mike Scott	Jr.	13.8 ppg	8.6 rbg	1.5 apg
• Has 13 career double-doubles						

Virginia Athletics Media Relations • 154 John Paul Jones Arena, PO Box 400853, Charlottesville, VA 22904 • Office: (434) 982-5500 • Fax: (434) 982-5525

Rich Murray (Primary Men's Basketball Contact)
Steve Kirkland (Secondary Men's Basketball Contact)

Office: (434) 982-5530
Office: (434) 982-5535

Cell: (434) 981-4942
Cell: (434) 825-5241

Email: rmurray@virginia.edu
Email: skirkland@virginia.edu

ASSOCIATED PRESS POLL (1/11)

1.	Texas	15-0
2.	Kentucky	16-0
3.	Kansas	14-1
4.	Villanova	14-1
5.	Syracuse	15-1
6.	Purdue	14-1
7.	Michigan State	13-3
8.	Duke	13-2
9.	Tennessee	12-2
10.	West Virginia	12-2
11.	Georgetown	12-2
12.	North Carolina	12-4
13.	Kansas State	13-2
	Wisconsin	13-3
15.	Connecticut	11-4
16.	Pittsburgh	13-2
17.	Gonzaga	12-3
18.	BYU	14-1
19.	Temple	13-3
20.	Georgia Tech	12-3
21.	Mississippi	12-3
22.	Baylor	13-1
23.	Miami (Fla.)	15-1
24.	Clemson	13-3
25.	Florida State	13-3

Receiving Votes: Texas A&M, Northern Iowa, Missouri, Mississippi State, New Mexico, Dayton, **UAB**, UNLV, Oklahoma State, Vanderbilt, Notre Dame, **Wake Forest**, Cornell, Butler, Texas Tech, Marquette, **Virginia Tech**, William & Mary, Louisiana Tech, Florida, Harvard, Missouri State, Siena.

ESPN/USA TODAY COACHES POLL (1/11)

1.	Texas	15-0
2.	Kentucky	16-0
3.	Kansas	14-1
4.	Villanova	14-1
5.	Syracuse	15-1
6.	Purdue	14-1
7.	Duke	13-2
8.	Michigan State	13-3
9.	West Virginia	12-2
10.	Tennessee	12-2
11.	Georgetown	12-2
12.	Kansas State	13-2
13.	North Carolina	12-4
14.	Gonzaga	12-3
15.	Connecticut	11-4
16.	Wisconsin	13-3
17.	BYU	14-1
18.	Georgia Tech	12-3
19.	Clemson	13-3
20.	Pittsburgh	13-2
21.	Temple	13-3
22.	Butler	12-4
23.	Mississippi	12-3
24.	Baylor	13-1
25.	Florida State	13-3

Receiving Votes: Northern Iowa, New Mexico, UNLV, Saint Mary's, Oklahoma State, Texas A&M, Cornell, Dayton, **UAB**, **Wake Forest**, **Miami (Fla.)**, Rhode Island, Mississippi State, Arizona State, Texas Tech, William & Mary, Missouri, Marquette, Minnesota, San Diego State, Notre Dame, Washington, Vanderbilt.

2009-10 opponents in bold

WINNING STREAK:

- The Cavaliers enter tonight's game on a five-game winning streak
- It is Virginia's longest win streak since winning the first five games in 2007-08
- The last time UVa won six straight games was a seven-game win streak in 2006-07

LOOKING FOR 2-0 START IN THE ACC:

- The Cavaliers are looking to open ACC play with a 2-0 record for the first time since opening the 1994-95 conference season with a 4-0 record
- That team included UVa assistant coach Jason Williford, UVa strength and conditioning coach Mike Curtis and UVa radio analyst Cory Alexander

HEAD COACH TONY BENNETT:

- Head coach Tony Bennett is in his first season at Virginia (9-4 record)
- In his fourth season as a head coach, he has a career record of 78-37
- Bennett was the 2007 National Coach of the Year at Washington State

AT JOHN PAUL JONES ARENA:

- Virginia is 45-17 all-time at John Paul Jones Arena
- The Cavaliers are 7-1 at JPJA this season

JPJA RECOGNIZED:

- John Paul Jones Arena was named the best new college basketball arena of the decade by SI.com
- The arena was recognized in Seth Davis' story about the highlights of the decade

BIG WINS, CLOSE LOSSES:

- Seven of Virginia's nine wins this season have been by double digits
(The Cavaliers had just five double-digit wins all of last season)
- Three of Virginia's four losses this season have been by five points or less

TAKING CARE OF THE BALL:

- Virginia currently ranks fifth nationally in fewest turnovers a game at 10.5 turnovers per game
- Last season, the Cavaliers averaged 14.8 tpg, ranking 242nd nationally
- Virginia has had 10 or fewer turnovers in eight games this season

INCREASED SCORING:

- Five Cavalier players are scoring at least 1.5 pts more per game than they did last season
- Will Sherrill, who is scoring 4.2 ppg more than last season, leads the group
- Three of the five players are scoring at least 3.0 ppg better than last season

'Hoos Scoring More:			
Player	'09 PPG	'10 PPG	Diff
Sherrill	0.1	4.3	+4.2
Scott	10.3	13.8	+3.5
Zeglinski	7.8	10.8	+3.0
Farrakhan	4.3	6.4	+2.1
Meynsse	1.7	3.5	+1.8

THE NEXT SEVEN DAYS

Thurs. Jan. 14	Fri. Jan. 15	Sat. Jan. 16	Sun. Jan. 17	Mon. Jan. 18	Tue. Jan. 19	Wed. Jan. 20
		GAMEDAY		ACC Teleconference Tony Bennett - noon	Radio Show Virginia Sports Network - 7:06 pm	
		Miami 8:00 pm		GAMEDAY UNC Wilmington 7:00 pm		

This is a tentative schedule of media opportunities. The schedule is subject to change.

2009-10 VIRGINIA CAVALIERS

No.	Player	Pos.	Yr.	Ht.	Hometown	PPG	RBG	Other	Minutes
0	Doug Browman (<i>Brow-man</i>) • Joined the program as a walk-on	G	Fr.	5-11	Midlothian, Va.	0.0	0.3	--	2.0
1	Jontel Evans • 2008-09 Newport News Daily Press Male Athlete of the Year	G	Fr.	5-11	Hampton, Va.	2.8	1.2	1.7 apg	12.5
2	Mustapha Farrakhan (<i>Moo-sta-fa Fair-uh-con</i>) • Tied a career high with 17 points vs. Longwood	G	Jr.	6-4	Harvey, Ill.	6.4	1.7	2.0 apg	21.6
4	Calvin Baker • Has 31 assists this season to just eight turnovers	G	Sr.	6-2	Newport News, Va.	4.3	1.5	2.6 apg	17.8
5	Assane Sene (<i>Uh-Sahn Sen</i>) • Career-high five blocks vs. Hampton	C	So.	7-0	Saint-Louis, Senegal	3.1	5.0	1.8 blk	15.3
10	Tom Jonke (<i>Yonk-ee</i>) • Joined the program as a walk-on	G	Sr.	6-0	Commack, N.Y.	0.0	0.7	--	3.0
11	Thomas Kody • Joined the program as a walk-on	G	Fr.	6-3	McLean, Va.	0.0	0.3	0.3 apg	2.3
13	Sammy Zeglinski (<i>Zuh-glin-ski</i>) • 50.8% (32-63) from 3-point range this season	G	So.	6-0	Philadelphia, Pa.	10.8	3.4	2.5 apg	29.1
15	Sylven Landesberg (<i>Sill-ven Lan-des-berg</i>) • One of two players in the ACC to score in double figures every game this season (<i>Jon Scheyer - Duke</i>)	G	So.	6-6	Flushing, N.Y.	17.0	5.4	2.6 apg	31.2
22	Will Sherrill • Career-high 18 points vs. Cleveland State in Cancun	F	Jr.	6-9	New York, N.Y.	4.3	3.8	0.8 apg	18.3
23	Jeff Jones • 17 points vs. Stanford in Cancun	G	Jr.	6-4	Chester, Pa.	7.2	1.3	0.2 apg	18.1
24	Tristan Spurlock • 2008-09 Virginia Mr. Basketball by the Roanoke Times	G/F	Fr.	6-8	Woodbridge, Va.	2.4	1.0	0.1 apg	5.1
32	Mike Scott • 13 career double-doubles	F	Jr.	6-8	Chesapeake, Va.	13.8	8.6	1.5 apg	28.8
45	Solomon Tat • Four points and four rebounds vs. Rider	G/F	Sr.	6-5	Jos Plateau, Nigeria	1.5	1.2	--	2.7
55	Jerome Meyinsse (<i>Me-yin-see</i>) • Two-time ACC All-Academic Team selection	F/C	Sr.	6-9	Baton Rouge, La.	3.5	3.7	0.8 blk	17.0

BIOS NOT IN THE MEDIA GUIDE

#0 DOUG BROWMAN

5-11 • 182 • G • Fr.
Midlothian, Va. • Montrose Christian School

WORTH NOTING

- Lettered three times in basketball at Montrose Christian School and one year at James River High School
- Joined the Virginia program as a walk-on after going through a tryout during the 2009-10 preseason practice period

HIGH SCHOOL

- Played one year of basketball and was a starting guard for head coach Joe Amado at James River High School before attending Montrose Christian School
- Lettered three times in basketball for head coach Stu Vetter at Montrose Christian School
- Earned Scholar-Athlete honors
- Inducted into the National Society of High School Scholars in 2008
- Vice-president of the student body as a senior at Montrose Christian School during the 2008-09 academic year

PERSONAL

- Douglas Reid Browman, Jr.
- Born April 9, 1991, in Richmond, Va.
- Parents are Barbara and Doug Browman
- Has an older sister, Andrea
- Enjoys golf

#10 TOM JONKE

6-0 • 170 • G • Sr.
Commack, N.Y. • Commack

WORTH NOTING

- Honored as the Male Athlete of the Year at Commack High School as a senior in 2005-06
- Earned two letters each in volleyball, basketball and track and field at Commack High School
- Joined the Virginia program as a walk-on after going through a tryout during the 2009-10 preseason practice period

AT VIRGINIA

- Served as a men's basketball team manager the last three years

HIGH SCHOOL

- Lettered twice in basketball for head coach Mike Schmitz at Commack H.S.
- Earned Academic All-Suffolk County honors twice
- Also lettered twice in volleyball as an outside hitter and twice in track and field as a competitor in the pentathlon
- Two-time All-Division selection in volleyball and the team captain as a senior
- Earned All-League honors in track and field as a junior and All-Division honors as a senior when he was the Division I Pentathlon Champion
- Captain of the track and field team as a senior
- President of the National Honor Society, vice-president of the Boys' Leaders Corps and a member of the Math and Italian honor societies
- Four-year High Honor Roll student
- Earned an International Baccalaureate Diploma

PERSONAL

- Thomas John Jonke
- Born Aug. 2, 1988, in Commack, N.Y.
- Parents are Kitty and John Jonke
- Has an older brother, Daniel, and a younger brother, Michael
- Has volunteered for the March of Dimes
- Economics major

DOUBLE TIME

DOUBLE-DOUBLES

	2009-10	Career
Mike Scott	3	13
Sylvan Landesberg	1	1

DOUBLE-FIGURE SCORING GAMES

	2009-10	Career
Sylvan Landesberg	13	36
Mike Scott	8	28
Calvin Baker	–	26
Sammy Zeglinski	9	19
Jeff Jones	5	16
Mustapha Farrakhan	5	9
Jerome Meyinsse	–	2
Will Sherrill	1	1
Solomon Tat	–	1

20-POINT SCORING GAMES

	2009-10	Career
Sylvan Landesberg	5	17
Mike Scott	1	2
Jeff Jones	–	1
Sammy Zeglinski	–	1

30-POINT SCORING GAMES

	2009-10	Career
Sylvan Landesberg	–	1

DOUBLE-FIGURE REBOUNDING GAMES

	2009-10	Career
Mike Scott	3	17
Assane Sene	1	4
Sylvan Landesberg	1	2

ON TARGET FROM 3-POINT RANGE:

- Virginia ranks first in the ACC and sixth nationally in 3-point percentage at 42.3 percent (88-208)
- Last season, the Cavaliers ranked 242nd nationally at 31.6 percent (156-494)
- Sammy Zeglinski ranks 14th nationally in 3-point percentage at 50.8% (32-63)
- Last year Zeglinski led UVa in 3-pointers with 33 for the entire season and enters tonight's game one shy of that mark
- Jeff Jones (45.0 percent, 18-40), Sylvan Landesberg (41.2 percent, 7-17), Will Sherrill (40.9 percent, 9-22) and Jontel Evans (40.0 percent, 2-5) are also shooting 40.0 percent or better from behind the arc

LONG RANGE FIRING:

- Against both Penn State and Cleveland State, the Cavaliers shot over 50.0 percent from 3-point range
- Against Penn State, Virginia shot 53.3 percent (8-15) from 3-point range
- Against Cleveland State, Virginia shot 58.8 percent (10-17) from 3-point range
- It was the first time the Cavaliers shot over 50.0 percent from long range in consecutive games since doing it against Ohio and Tennessee in 2000-01
- Virginia also shot over 50.0 percent from 3-point range vs. Texas-Pan American (7-12, 58.3 percent)

SHARP SHOOTING 'HOOS:

- Against Texas-Pan American the Cavaliers shot 56.6 percent from the floor, the fifth time this season they have shot at least 50.0 percent from the field
- Last season, UVa shot 50.0 percent just four times all season (28 games)

LANDESBERG A CONSISTENT SCORER:

- Sylvan Landesberg has scored in double figures every game this season
- He is one of just two players in the ACC to accomplish the feat (Jon Scheyer of Duke)
- Landesberg has scored 20 or more points five times this season, including the last two games

BAKER TAKING CARE OF THE BALL:

- Calvin Baker has 31 assists this season to just eight turnovers
- That 3.9 assist-to-turnover ratio would rank second in the ACC and in the top five nationally if he met the 3.0 assists/per game minimum (Baker is at 2.6)
- Baker has had 20 assists in the last four games

SCOTT DOUBLING IT UP:

- Mike Scott had a double-double (17 pts, 11 rebs) vs. Penn State, his third of the season and his 13th career double-double
- His 13 double-doubles rank 20th in school history
- Scott's 13 career double-doubles are tied for the sixth highest total in the ACC among active players

RETURN TO SENE-DER:

- Assane Sene had a career-high five blocks vs. Hampton on Dec. 23
- Sene leads the Cavaliers at 1.8 blocks per game

DEFENSE SHINES AGAINST NJIT:

- The UVA defense put up a strong performance in the 68-37 win over NJIT
- NJIT's 37 points were the fewest allowed by the Cavaliers since 1996-97 (34 vs. UMBC) and is tied for the second fewest allowed in the shot clock era
- NJIT's 13 made FGs is tied for the fourth lowest total allowed by the Cavaliers since 1953
- NJIT's 27.1% shooting (13-48) was the lowest percentage allowed by the Cavaliers since Longwood shot 25.8% (16-62) against the Cavaliers on Feb. 13, 2007

SHERRILL EN FUEGO SOUTH OF THE BORDER:

- Against Cleveland State in Cancun, junior forward Will Sherrill had his career game
- He set career highs with 18 points, seven FGs, four 3FGs, two assists, three steals and tied a career high with six rebounds
- Prior to the game, Sherrill had scored just 15 points in his career, and his career high in a game was three points

CAVALIERS SHOOT WELL AGAINST LONGWOOD:

- The Cavaliers shot 60.0% (30-50) from the field vs. Longwood
- It marked the first time Virginia shot 60.0% or higher since shooting 61.0% (36-59) against Long Island on Nov. 17, 2000

CHALLENGING SCHEDULE:

- Six of Virginia's opponents this season (Duke, North Carolina, Georgia Tech, Miami, Clemson, Florida State) are currently ranked in the AP poll (1/11)
- Three other opponents (UAB, Wake Forest, Virginia Tech) are receiving votes

CAVALIERS 11TH IN ACC POLL:

- Virginia was picked 11th in the ACC preseason poll of media attending ACC Operation Basketball on Oct. 25

FIVE SIGN WITH VIRGINIA:

- Virginia signed five players to National Letters of Intent in November for the 2010 recruiting class
- The five players are 6-4 guard K.T. Harrell of Montgomery, Ala.; 6-6 guard Joe Harris from Chelan, Wash.; 6-9 forward James Johnson of Wildomar, Calif.; 6-7 wing Akil Mitchell of Charlotte, N.C.; and 6-8 forward Will Regan of Williamsville, N.Y.

UNCW GAME RESCHEDULED:

- The Virginia-UNC Wilmington game has been rescheduled for Jan. 18
- The game was originally scheduled for Dec. 19 but had to be postponed due to snow
- Game time is 7 p.m. and the game will not be televised

UP NEXT:

- The Cavaliers will continue their homestand on Saturday when they host No. 23 Miami
- Game time at John Paul Jones Arena is 8 p.m.

ON THE LINE

CONSECUTIVE MADE FREE THROWS

	Current	Season High	Career High
Zeglinski	14	14	14
Landesberg	8	13	26
Meyinsse	8	8	8
Scott	6	6	12
Farrakhan	3	9	19
Evans	2	2	2
Baker	1	6	25
Sherrill	1	3	4
Tat	1	1	9
Jones	-	6	13
Sene	-	3	5
Spurlock	-	1	1

** Streak began at the end of last season*

VIRGINIA'S CONSECUTIVE FREE THROW STREAKS OF 10 OR MORE THIS SEASON

Sammy Zeglinski	14* (11/21-1/9)
Syven Landesberg	13 (11/16-11/24)
Syven Landesberg	12 (12/7-12/30)

** active*

AND ONES*

	2009-10	Career
Landesberg	5	22
Jones	1	7 (1)
Meyinsse	1	3
Farrakhan	1	2
Zeglinski	1 (1)	2 (1)
Scott	-	6
Baker	-	2
Tat	-	1

(#) - number of four-point plays

** Times making a basket when fouled and making the ensuing free throw too*

THE LAST TIME ...

VIRGINIA INDIVIDUALS

- **Scored 30 points:** Sylvan Landesberg (32) vs. Boston College (2/4/09)
- **Scored 40 points:** Sean Singletary (41) at Miami (3/1/08)
- **Two players with 20 points:** Mike Scott (22) and Sylvan Landesberg (20) vs. UT-Pan American (1/5/10)
- **Three players with 20 points:** Chris Williams (27), Roger Mason, Jr. (22) and Donald Hand (20) vs. Duke (1/5/00)
- **Four players with 20 points:** Chris Williams (23), Donald Hand (22), Adam Hall (21), and Travis Watson (20) vs. Georgetown (3/15/00)
- **A player with back-to-back 25-point games:** Sylvan Landesberg, 26 at Georgia Tech (12/28/08), 25 vs. Xavier (1/3/09)
- **One player scored in double figures:** Sylvan Landesberg (14) at USF (11/16/09)
- **Five players scored in double figures:** Sylvan Landesberg (20), Will Sherrill (18), Mike Scott (15), Mustapha Farrakhan (11), Sammy Zeglinski (10), vs. Cleveland State (11/25/09)
- **Six players scored in double figures:** Sean Singletary (27), Adrian Joseph (13), Jamil Tucker (13), Mamadi Diane (12), Calvin Baker (11), Laurynas Mikalauskas (11), vs. Maryland (3/9/08)
- **Seven players scored in double figures:** Cornel Parker (20), Junior Burrough (15), Ted Jeffries (14), Cory Alexander (13), Jason Williford (12), Yuri Barnes (11) and Doug Smith (11) vs. Clemson (1/13/93)
- **Had 15 rebounds:** Mike Scott (15) vs. Hampton (12/23/08)
- **Had 20 rebounds:** Travis Watson (20) vs. Wofford (1/2/03)
- **Had 25 rebounds:** Bob Mortell (25) vs. Washington & Lee (2/27/60)
- **Two players with 10 rebounds:** Sylvan Landesberg (11) and Mike Scott (10) at Maryland (1/20/09)
- **Three players with 10 rebounds:** Yuri Barnes (13), Jason Williford (12) and Junior Burrough (11) vs. Rice (12/4/93)
- **Double-Double:** Sylvan Landesberg (14 pts, 12 rebs) vs. Hampton (12/23/09)
- **Two players had a double-double:** Adrian Joseph (23 pts, 11 rebs) and Mike Scott (10 pts, 13 rebs) at Penn (11/23/07)
- **Three players had a double-double:** Jason Williford (10 pts, 15 rebs), Ted Jeffries (23 pts, 10 rebs), and Cornel Parker (11 pts, 11 rebs) at William & Mary (1/25/93)
- **Double-Double with points and assists:** Sean Singletary (22 pts, 10 assts) vs. Old Dominion (3/24/08)
- **Triple-Double:** Ralph Sampson (15 pts, 22 rebs, 10 blks) vs. Old Dominion (12/29/79)
- **Four Double-Doubles in a row:** Travis Watson (29 pts, 12 rebs) at NC State (2/6/02), (20 pts, 10 rebs) vs. Clemson (2/10/02), (17 pts, 10 rebs) vs. UNC (2/12/02), (13 pts, 12 rebs) at Wake (2/17/02)
- **20 points and 20 rebounds:** Travis Watson (21 pts, 20 rebs) vs. Wofford (1/2/03)
- **10 assists:** Sean Singletary (10) vs. Old Dominion (3/24/08)
- **5 Blocked Shots:** Assane Sene (5) vs. Hampton (12/23/09)
- **5 Steals:** Sammy Zeglinski (5) vs. Florida State (1/24/09)
- **Led UVA in Points, Rebounds and Assists:** Sylvan Landesberg (14 pts, 12 rebs, 6 assts) vs. Hampton (12/23/09)
- **Hit a last second shot to win a game:** Sean Singletary vs. Duke (2/1/07) [jumper with one second in OT]; J.R. Reynolds vs. Loyola Marymount (12/23/04) [layup with 1.5 seconds in regulation]
- **Played every minute:** Sylvan Landesberg (45) vs. Clemson (2/15/09)
- **Played 40 or more minutes:** Sylvan Landesberg (45) and Mike Scott (40) vs. Clemson (2/15/09)

VIRGINIA TEAM

- **Won in Overtime:** vs. Clemson, 85-81 (2/15/09)
- **Lost in Overtime:** at Virginia Tech, 65-72 (2/2/08)
- **Played Two Overtimes:** vs. Maryland, L 89-92 (2/19/05)
- **Played Three Overtimes:** vs. Georgetown, L 111-115 (3/15/00)
- **Shot 70 percent for a Half:** 72.2% (13-18) vs. Wake Forest 2nd Half (2/24/96)
- **Shot 60 percent in a Game:** 60.0% (30-50) vs. Longwood (11/13/09)
- **Shot less than 30 percent in a Game:** 27.9% (17-61) vs. North Carolina (3/10/06)
- **Shot 90 percent from the free throw line:** 95.0% (19-20) at NC State (1/9/10)
- **Shot 50 percent from 3-point line:** 58.3% (7-12) vs. UT-Pan American (1/5/10)
- **Shot less than 30 percent in a half:** 28.6% (6-21) in 2nd Half vs. Stanford (11/24/09)
- **Shot less than 20 percent in a half:** 13.6% (3-22) in 1st Half vs. Florida State (1/24/09)
- **Shot 55 percent or better and lost:** 56.9% (29-51) vs. Duke (3/14/03)
- **Attempted 50 FTs:** 52 (made 34) vs. Howard (12/12/94)
- **Made 30 FTs:** 31 (36 att.) vs. Tennessee (3/18/07)
- **Made 10 3-pt FGs:** 11 vs. Hampton (12/23/09)
- **Failed to make a 3-pt FG:** at Georgia Tech (12/4/05)
- **Had 50 rebounds:** 50 vs. North Carolina (1/15/09)
- **Had 25 assists:** 27 vs. Howard (11/21/01)
- **Had 15 steals:** 16 vs. NC State (2/24/08)
- **Had 10 blocks:** 10 at Virginia Tech (1/10/09)
- **Scored 50 pts in a half:** 50 vs. Liberty, 2nd half (11/25/08)
- **Scored 60 pts in a half:** 60 vs. Gonzaga, 1st half (1/3/07)
- **Scored 70 pts in a half:** 70 vs. Coastal Carolina, 2nd half (11/20/00)
- **Scored 100 pts (ACC):** 103 vs. Maryland (1/16/07)
- **Scored 100 pts (non-conf):** 107 vs. VMI (11/16/08)
- **Scored under 20 pts in 1st half:** 16 vs. FSU (1/24/09)
- **Scored under 20 pts in 2nd half:** 12 vs. UNC (2/11/98)
- **Scored under 50 pts in a game:** 49 at USF (11/16/09)

OPPONENT INDIVIDUALS

- **Scored 30 points:** Talar Battle (32), Penn State (11/30/09)
- **Scored 35 points:** J.J. Redick (40), Duke (1/28/06)
- **Scored 40 points:** J.J. Redick (40), Duke (1/28/06)
- **Scored 50 points:** Len Chappell (50), Wake (2/12/62)
- **Two players with 20 points:** Tyrese Rice (20) and Rakim Sanders (20), Boston College (2/4/09)
- **Three players with 20 points:** Seth Curry (26), Kyle Ohman (26), Anthony Smith (21), Liberty (11/25/08)
- **Two players with 30 points:** Trevor Powell (31) and Tony Smith (31), Marquette (2/3/90)
- **Five players scored in double figures:** DeWayne Reed (18), Lucas Hargrove (13), Frankie Sullivan (12), Brendon Knox (11), Tay Waller (10), Auburn (12/7/09)
- **Six players scored in double figures:** Chris Paul (21), Justin Gray (17), Eric Williams (15), Jamaal Levy (12), Taron Downey (11) and Vyatas Danelius (10), Wake Forest (1/2/05)
- **Seven players scored in double figures:** Stanley Burrell (15), Drew Lavender (13), C.J. Anderson (12), B.J. Raymond (12), Josh Duncan (11), Charles Bronson (11), and Jason Love (10), at Xavier (1/3/08)
- **Double-Double:** Elijah Millsap (27 pts, 11 rebs), UAB (12/30/09)
- **Double-Double with points and assists:** Eric Hayes (10 pts, 11 assts), at Maryland (1/20/09)

- **Two players had a double-double:** Donte Green (20 pts, 10 rebs) and Paul Harris (10 pts, 14 rebs), Syracuse (12/5/07)
- **Had 15 rebounds:** Trevor Booker (15), at Clemson (3/3/09)
- **Had 20 rebounds:** Tim Duncan (23), Wake (2/22/97)
- **Had 10 assists:** Eric Hayes (11), at Maryland (1/20/09)
- **5 Blocked Shots:** Michael Freeman (5), Hampton (12/23/08)
- **5 Steals:** Al Nolen (5), Minnesota (12/2/08)
- **Hit a last second shot to win a game:** Deron Washington of Virginia Tech (1/16/08) [0.0 seconds in overtime]

OPPONENT TEAM

- **Shot less than 30 percent in a Game:** 27.1% (13-48) NJIT (12/21/09)
- **Shot less than 30 percent in a Game (ACC):** 29.0% (20-69), Wake Forest (2/24/96)
- **Shot 60 percent in a Game:** 63.8% (37-58), at Xavier (1/3/08)
- **Shot 55 percent or better and lost:** 55.3% (26-47), Cleveland State (11/25/09)
- **Scored 100 pts:** 108, at Xavier (1/3/08)
- **Scored 60 pts in a half:** 60, at Miami, 2nd half (3/1/08)
- **Scored under 20 pts in 1st half:** 19, NJIT (12/21/09)
- **Scored under 20 pts in 2nd half:** 18, NJIT (12/21/09)
- **Scored under 50 pts in a game:** 37, NJIT (12/21/09)
- **Had 25 assists:** 27, at Xavier (1/3/08)
- **Had 15 steals:** 15, VMI (11/16/08)
- **Had 10 blocks:** 10 vs. North Carolina (1/15/09)
- **Failed to make a 3-pt FG:** vs. Arizona State (11/27/99)

JOHN PAUL JONES ARENA RECORDS

VIRGINIA PLAYERS

Points: 40, J.R. Reynolds
vs. Wake Forest, 1/21/07

Most 1st Half Points: 23, Sean Singletary
vs. Virginia Tech, 1/16/08

Most 2nd Half Points: 26, Sylvan Landesberg
vs. Boston College, 2/4/09

Rebounds: 18, Mike Scott
vs. VMI, 11/16/08

Field Goals: 13, Sylvan Landesberg
vs. Boston College, 2/4/09

Field Goal Attempts: 23, Sylvan Landesberg
vs. Boston College, 2/4/09

Field Goal Pct.: 1.000 (6-6), Sammy Zeglinski
vs. Clemson, 2/15/09

3-Point Field Goals: 7, Sean Singletary
vs. Gonzaga, 1/3/07

3-Point FG Attempts: 12, Sean Singletary
vs. Gonzaga, 1/3/07

3-Point FG Pct.: 1.000 (3-3), Sammy Zeglinski
vs. Georgia Tech, 2/24/07

Free Throws Made: 14, Sean Singletary
vs. Hampton, 12/16/06

Free Throw Attempts: 16, Sean Singletary
vs. Hampton, 12/16/06

FT Pct.: 1.000 (14-14), Sylvan Landesberg
vs. Florida State, 1/24/09

Assists: 10, three times by Sean Singletary
last vs. Old Dominion, 3/24/08

Steals: 7, Sean Singletary
vs. NC State, 2/24/08

Blocks: 5, Assane Sene
vs. Hampton, 12/23/09

VIRGINIA TEAM

Most Points: 108 vs. Gonzaga, 1/3/07

Fewest Points: 51 vs. Clemson, 2/7/08

Most 1st Half: 60 vs. Gonzaga, 1/3/07

Fewest 1st Half: 16, vs. Florida State, 1/24/09

Most 2nd Half: 57 vs. Arizona, 11/12/06

Fewest 2nd Half: 25 vs. Va. Tech, 1/16/08
vs. UNC, 1/15/09

Rebounds: 54 vs. UMES, 11/26/06

Field Goals: 43 vs. VMI, 11/16/08

Field Goal Attps.: 82 vs. UNC, 1/15/09

Field Goal Pct.: .600 (30-50)
vs. Longwood, 11/13/09

3-Pt. FG: 18 vs. Gonzaga, 1/3/07

3-Pt. FG Attempts: 36 vs. Georgia Tech,
1/27/08

3-Point FG Pct.: .625 (10-16)
vs. Virginia Tech, 3/1/07

Free Throws: 39 vs. Maryland, 1/16/07

FT Attempted: 49 vs. Maryland, 1/16/07

Free Throw Pct.: 1.000 (8-8)
vs. Wake Forest, 2/28/09

Assists: 24 vs. Howard, 11/14/07

Steals: 24 vs. VMI, 11/16/08

Blocks: 16 vs. NC State, 2/24/08

Most Turnovers: 12 vs. Longwood, 2/13/07

Fewest Turnovers: 21 vs. Longwood, 12/7/07
21 vs. Hampton, 12/19/07

Fewest Turnovers: 6 vs. Boston Coll., 1/19/08

OPPONENT PLAYERS

Points: 32, K.C. Rivers
Clemson, 2/7/08

Most 1st Half Points: 32, Talor Battle
Penn State, 11/30/09

Most 2nd Half Points: 17, four times
Last by Elijah Millsap
UAB, 12/30/09

Rebounds: 28, Talor Battle
Penn State, 11/30/09

Field Goals: 16, Al Thornton
Florida State, 2/17/07

Field Goal Attempts: 13, Elijah Millsap
UAB, 12/30/09

Field Goal Pct.: 23, Al Thornton
Florida State, 2/17/07

3-Point Field Goals: 23, Dominique Jones
USE, 11/19/08

3-Pt. FG Attempts: .833 (5-6), Frank Hassell
Old Dominion, (3/24/08)

3-Pt. FG Pct.: .833 (5-6), Matt Salley
Bradley, 3/26/08

Free Throws Made: 8, K.C. Rivers
Clemson, 2/7/08

Free Throws Attempted: 12, Jeremy Crouch
Bradley, 3/26/08

FT Pct.: 1.000 (3-3), Ty Lawson
North Carolina, 1/15/09

Assists: 15, Tyler Hansbrough
North Carolina, 1/15/09

Steals: 17, Tyler Hansbrough
North Carolina, 1/15/09

Blocks: 1.000 (8-8), Tyrese Rice
Boston College, 2/4/09

Assists: 11, Cliff Hammonds
Clemson, 2/7/08

Steals: 4, six times
Last by Willie Bell
VMI, 11/16/08

Blocks: 6, Eric Hall
Radford, 11/21/08

OPPONENT TEAM

Most Points: 97, VMI, 11/16/08

Fewest Points: 37, NJIT, 12/21/09

Most 1st Half: 50, North Carolina, 1/15/09

Fewest 1st Half: 18, NC State, 2/24/08

Most 2nd Half: 61, Gonzaga, 1/3/07

Fewest 2nd Half: 18, NJIT, 12/21/09

Rebounds: 47, Virginia Tech, 1/16/08
North Carolina, 1/15/09

Field Goals: 37, VMI, 11/16/08

Field Goal Attps.: 79, VMI, 11/16/08

Field Goal Pct.: .566 (30-53)
Liberty, 11/25/08

3-Pt. FG: 16, Clemson, 2/7/08

3-Pt. FG Attempts: 39, Hartford, 12/30/07

3-Point FG Pct.: .615 (16-26)
Clemson, (2/7/08)

Free Throws: 26, Boston College, 2/4/09

FT Attempted: 31, Boston College, 2/4/09

Free Throw Pct.: .944 (17-18)
American, 12/28/06

Assists: 22, Clemson, 2/7/08

Steals: 15, VMI, 11/16/08

Blocks: 10, Radford, 11/21/08
North Carolina, 1/15/09

Most Turnovers: 25, NC State, 2/24/08

Fewest Turnovers: 6, Miami, 2/3/07

RECORD AT JPJA

2006-07 to present 62 games..... 45-17

LONGEST WIN STREAK

12 games
from 1/16/07 vs. Maryland
through 11/27/07 vs. Northwestern

LONGEST LOSING STREAK

3 games
from 1/27/08 vs. Georgia Tech
through 2/12/08 vs. North Carolina

from 1/15/09 vs. North Carolina
through 2/4/09 vs. Boston College

MISCELLANEOUS

Biggest Comeback: 19 points
vs. Arizona, 11/12/06

Biggest Lead Given up in a Loss: 14 points
vs. Bradley, 3/26/08

Largest Lead: 45 points
vs. Northwestern, 11/27/07

Biggest Deficit: 38 points
vs. Clemson, 2/7/08

Largest Margin of Victory: 42 points,
vs. Northwestern, 11/27/07

Largest Margin of Defeat: 31 points,
vs. Clemson, 2/7/08

Overtime Games (Record): 4 (2-2)
Last: 85-81 win vs. Clemson, 2/15/09



CALVIN BAKER

#4

Senior • Guard • 6-2 • 190 • Newport News, Va. • Woodside

2009-10 SEASON:

- Team Tri-Captain
- Missed season opener after having arthroscopic surgery on Oct. 27 to remove a loose piece of cartilage in his right knee.
- Made season debut at USF and had five points
- Had eight points vs. Rider
- Had nine points vs. NJIT in his first start of the season
- Had five points and a season-high four assists vs. Hampton
- Had eight points and six assists vs. #24 UAB
- Had five points and tied a career high with seven assists vs. UTPA
- Has 20 assists and just two turnovers in the last four games

SINGLE GAME BESTS (at Virginia)

POINTS

Season: 9 vs. NJIT (12/21/09)
 Career: 18 at Clemson (3/3/09)
 ACC: 18 at Clemson (3/3/09)

REBOUNDS

Season: 3 vs. UT-Pan American (1/5/10)
 Career: 8 vs. Howard (11/14/07)
 ACC: 7 at Georgia Tech (3/3/08)

FG MADE

Season: 4 vs. NJIT (12/21/09)
 Career: 7 on three occasions
 ACC: 7 on three occasions

FG ATTEMPTS

Season: 8 vs. NJIT (12/21/09), vs. UAB (12/30/09)
 Career: 15 vs. Duke (3/5/08)
 ACC: 15 vs. Duke (3/5/08)

3 PT FG MADE

Season: 1 on five occasions
 Career: 4 vs. Northwestern (11/27/07)
 ACC: 3 on three occasions

3 PT FG ATTEMPTS

Season: 5 vs. UAB (12/30/09)
 Career: 7 vs. Syracuse (12/5/07), vs. Ga Tech (1/27/08)
 ACC: 7 vs. Georgia Tech (1/27/08)

FT MADE

Season: 4 vs. Rider (11/19/09)
 Career: 6 vs. Virginia Tech (2/18/09)
 ACC: 6 vs. Virginia Tech (2/18/09)

FT ATTEMPTS

Season: 4 vs. Rider (11/19/09)
 Career: 6 on four occasions
 ACC: 6 on three occasions

ASSISTS

Season: 7 vs. UT-Pan American (1/5/10)
 Career: 7 vs. VMI (11/16/08), vs. UTPA (1/5/10)
 ACC: 6 vs. Maryland (3/7/09)

TURNOVERS

Season: 2 vs. Rider (11/19/09), vs. UAB (12/30/09)
 Career: 5 on five occasions
 ACC: 5 on four occasions

BLOCKS

Season: --
 Career: 2 vs. UNC (2/12/08), vs. BC (2/4/09)
 ACC: 2 vs. UNC (2/12/08), vs. BC (2/4/09)

STEALS

Season: 1 on seven occasions
 Career: 4 on three occasions
 ACC: 4 at Georgia Tech (3/3/08)

MINUTES

Season: 26 vs. UT-Pan American (1/5/10)
 Career: 35 at Clemson (3/3/09)
 ACC: 35 at Clemson (3/3/09)


2009-10 GAME-BY-GAME:

Opponent	GP-GS	FG-FGA	3FG-3FGA	FT-FTA	Off-Def	Total	A	TO	Blk	Stl	PF	Min	Pts
Longwood	DNP												
at USF	1-0	2-4	1-1	0-0	1-1	2	1	0	0	0	2	15	5
Rider	2-0	2-5	0-1	4-4	0-2	2	2	2	0	1	2	18	8
Oral Roberts	3-0	1-5	0-2	2-2	0-0	0	2	0	0	1	0	18	4
vs. Stanford	4-0	0-3	0-1	1-2	0-1	1	1	1	0	1	2	18	1
vs. Cleveland St	5-0	0-2	0-0	0-1	0-0	0	1	0	0	0	0	9	0
Penn State	6-0	1-3	0-0	0-0	0-1	1	2	0	0	1	3	20	2
at Auburn	7-0	1-3	0-2	0-0	1-0	1	1	1	0	0	2	10	2
NJIT	8-1	4-8	1-2	0-0	0-2	2	1	1	0	1	1	22	9
Hampton	9-2	2-4	1-2	0-0	2-0	2	4	0	0	0	0	18	5
UAB	10-3	3-8	1-5	1-2	0-2	2	6	2	0	1	2	24	8
UTPA	11-4	2-4	1-2	0-0	0-3	3	7	1	0	1	0	26	5
at NC State	12-5	1-4	0-2	0-0	1-1	2	3	0	0	0	1	15	2

CAREER STATISTICS (at Virginia)

Year	G-GS	Min-Avg.	FG-FGA	Pct.	3FG-3FGA	Pct.	FT-FTA	Pct.	Off-Def.	Reb-Avg.	PF-DQ	Ast	TO	Blk	Stl	Pts-Avg
2006-07																
ACC																
2007-08	33-8	835-25.3	103-247	.417	41-110	.373	37-55	.673	19-67	86-2.6	62-0	79	57	5	29	284-8.6
ACC	16-8	448-28.0	55-133	.414	20-53	.377	24-32	.750	9-37	46-2.9	30-0	34	29	4	19	154-9.6
2008-09	28-22	697-24.9	83-212	.392	21-71	.296	48-55	.873	7-56	63-2.3	57-3	78	70	5	32	235-8.4
ACC	16-11	411-25.7	53-122	.434	15-39	.385	28-30	.933	5-26	31-1.9	33-0	39	43	4	18	149-9.3
2009-10	12-5	214-17.8	19-53	.358	5-20	.250	8-11	.727	5-13	18-1.5	15-0	31	8	0	7	51-4.3
ACC	1-1	15-15.0	1-4	.250	0-2	.000	0-0	.000	1-1	2-2.0	1-0	3	0	0	0	2-2.0
CAREER	73-35	1746-23.9	205-512	.400	67-201	.333	93-121	.769	31-136	167-2.3	134-3	188	135	10	68	570-7.8
ACC	33-20	874-26.5	109-259	.421	35-94	.372	52-62	.839	15-64	79-2.4	64-0	76	72	8	37	305-9.2

Did not play after transferring



JONTEL EVANS

#1

Freshman • Guard • 5-11 • 185 • Hampton, Va. • Bethel

2009-10 SEASON:

- Made collegiate debut vs. Longwood and had four points
- Had two assists vs. Rider
- Had four points, five assists and three steals at Auburn
- Had seven points, five rebounds and three assists vs. NJIT
- Had four points and three assists vs. Hampton
- Had nine points (career high), three assists and two steals vs. #24 UAB
- Had five points, three assists and two steals vs. UTPA
- Shooting 61.9 percent (13-21) from the field with 19 assists, 11 steals and just five turnovers in the last six games

SINGLE GAME BESTS

POINTS

Season: 9 vs. UAB (12/30/09)
 Career: 9 vs. UAB (12/30/09)
 ACC: 2 at NC State (1/9/10)

REBOUNDS

Season: 5 vs. NJIT (12/21/09)
 Career: 5 vs. NJIT (12/21/09)
 ACC: 1 at NC State (1/9/10)

FG MADE

Season: 3 vs. NJIT (12/21/09), vs. UAB (12/30/09)
 Career: 3 vs. NJIT (12/21/09), vs. UAB (12/30/09)
 ACC: 1 at NC State (1/9/10)

FG ATTEMPTS

Season: 5 at Auburn (12/7/09)
 Career: 5 at Auburn (12/7/09)
 ACC: 3 at NC State (1/9/10)

3 PT FG MADE

Season: 1 vs. UAB (12/30/09), vs. UTPA (1/5/10)
 Career: 1 vs. UAB (12/30/09), vs. UTPA (1/5/10)
 ACC: --

3 PT FG ATTEMPTS

Season: 2 vs. UT-Pan American (1/5/10)
 Career: 2 vs. UT-Pan American (1/5/10)
 ACC: 1 at NC State (1/9/10)

FT MADE

Season: 2 vs. UAB (12/30/09)
 Career: 2 vs. UAB (12/30/09)
 ACC: --

FT ATTEMPTS

Season: 2 vs. NJIT (12/21/09), vs. UAB (12/30/09)
 Career: 2 vs. NJIT (12/21/09), vs. UAB (12/30/09)
 ACC: --

ASSISTS

Season: 5 at Auburn (12/7/09)
 Career: 5 at Auburn (12/7/09)
 ACC: 2 at NC State (1/9/10)

TURNOVERS

Season: 4 at USF (11/16/09)
 Career: 4 at USF (11/16/09)
 ACC: 1 at NC State (1/9/10)

BLOCKS

Season: --
 Career: --
 ACC: --

STEALS

Season: 3 at Auburn (12/7/09)
 Career: 3 at Auburn (12/7/09)
 ACC: 2 at NC State (1/9/10)

MINUTES


Season: 23 vs. NJIT (12/21/09)
 Career: 23 vs. NJIT (12/21/09)
 ACC: 10 at NC State (1/9/10)

2009-10 GAME-BY-GAME:

Opponent	GP-GS	FG-FGA	3FG-3FGA	FT-FTA	Off-Def	Total	A	TO	Blk	Stl	PF	Min	Pts
Longwood	1-0	2-2	0-0	0-0	0-2	2	1	3	0	1	3	20	4
at USF	2-0	1-1	0-0	0-0	0-0	0	0	4	0	1	1	13	2
Rider	3-0	0-0	0-0	0-0	0-1	1	2	1	0	0	0	11	0
Oral Roberts	4-0	0-0	0-0	0-0	0-0	0	0	0	0	0	0	1	0
vs. Stanford	5-0	0-1	0-1	0-0	0-0	0	0	0	0	0	0	6	0
vs. Cleveland St	6-0	0-0	0-0	0-0	0-0	0	0	0	0	0	0	0+	0
Penn State	7-0	0-0	0-0	0-0	0-0	0	0	0	0	0	4	1	0
at Auburn	8-0	2-5	0-0	0-0	0-2	2	5	0	0	3	3	18	4
NJIT	9-0	3-4	0-0	1-2	0-5	5	3	0	0	2	1	23	7
Hampton	10-0	2-2	0-0	0-0	0-3	3	3	3	0	0	1	17	4
UAB	11-0	3-4	1-1	2-2	0-0	0	3	0	0	2	2	21	9
UTPA	12-0	2-3	1-2	0-0	0-1	1	3	1	0	2	1	21	5
at NC State	13-0	1-3	0-1	0-0	0-1	1	2	1	0	2	2	10	2

CAREER STATISTICS

Year	G-GS	Min-Avg.	FG-FGA	Pct.	3FG-3FGA	Pct.	FT-FTA	Pct.	Off-Def.	Reb-Avg.	PF-DQ	Ast	TO	Blk	Stl	Pts-Avg
2009-10	13-0	162-12.5	16-25	.640	2-5	.400	3-4	.750	0-15	15-1.2	18-0	22	13	0	13	37-2.8
ACC	1-0	10-10.0	1-3	.333	0-1	.000	0-0	.000	0-1	1-1.0	2-0	2	1	0	2	2-2.0
CAREER	13-0	162-12.5	16-25	.640	2-5	.400	3-4	.750	0-15	15-1.2	18-0	22	13	0	13	37-2.8
ACC	1-0	10-10.0	1-3	.333	0-1	.000	0-0	.000	0-1	1-1.0	2-0	2	1	0	2	2-2.0



MUSTAPHA FARRAKHAN

#2

Junior • Guard • 6-4 • 175 • Harvey, Ill. • Thornton Township

2009-10 SEASON:

- Tied career highs with 17 points and four assists and set a career high with five rebounds vs. Longwood
- Had eight points vs. Rider
- Had 13 points and tied a career high with four assists vs. Oral Roberts
- Had 11 points in a career-high 33 minutes vs. Cleveland State in Cancun
- Had 10 points and two assists vs. Hampton
- Had 10 points, two assists and tied a career high with two blocks vs. #24 UAB

SINGLE GAME BESTS

POINTS

Season: 17 vs. Longwood (11/13/09)
 Career: 17 at VT (1/10/09), vs. Longwood (11/13/09)
 ACC: 17 at Virginia Tech (1/10/09)

REBOUNDS

Season: 5 vs. Longwood (11/13/09)
 Career: 5 vs. Longwood (11/13/09)
 ACC: 4 at Maryland (1/30/08)

FG MADE

Season: 5 vs. Longwood (11/13/09)
 Career: 5 at VT (1/10/09), vs. Longwood (11/13/09)
 ACC: 5 at Virginia Tech (1/10/09)

FG ATTEMPTS

Season: 9 at USF (11/16/09)
 Career: 15 vs. North Carolina (1/15/09)
 ACC: 15 vs. North Carolina (1/15/09)

3 PT FG MADE

Season: 3 vs. Cleveland State (11/25/09)
 Career: 4 at Virginia Tech (1/10/09)
 ACC: 4 at Virginia Tech (1/10/09)

3 PT FG ATTEMPTS

Season: 5 vs. Rider (11/19/09), vs. Cleveland St (11/25/09)
 Career: 7 vs. North Carolina (1/15/09)
 ACC: 7 vs. North Carolina (1/15/09)

FT MADE

Season: 6 vs. Longwood (11/13/09)
 Career: 6 vs. Longwood (11/13/09)
 ACC: 4 at Georgia Tech (12/28/08)

FT ATTEMPTS

Season: 6 vs. Longwood (11/13/09)
 Career: 6 vs. Longwood (11/13/09)
 ACC: 4 at GT (12/28/08), at NCSU (1/9/10)

ASSISTS

Season: 4 vs. Longwood (11/13/09), vs. ORU (11/21/09)
 Career: 4 on three occasions
 ACC: 4 vs. North Carolina (1/15/09)

TURNOVERS

Season: 4 vs. Cleveland State (11/25/09)
 Career: 4 vs. BC (3/12/09), vs. Cleveland St (11/25/09)
 ACC: 2 on four occasions

BLOCKS

Season: 2 vs. UAB (12/30/09)
 Career: 2 vs. UNC (1/15/09), vs. UAB (12/30/09)
 ACC: 2 vs. North Carolina (1/15/09)

STEALS

Season: 1 on six occasions
 Career: 2 at Minnesota (12/2/08)
 ACC: 1 on three occasions

MINUTES


Season: 33 vs. Cleveland State (11/25/09)
 Career: 33 vs. Cleveland State (11/25/09)
 ACC: 27 vs. North Carolina (1/15/09)

2009-10 GAME-BY-GAME:

Opponent	GP-GS	FG-FGA	3FG-3FGA	FT-FTA	Off-Def	Total	A	TO	Blk	Stl	PF	Min	Pts
Longwood	1-1	5-8	1-4	6-6	0-5	5	4	3	0	1	2	31	17
at USF	2-2	1-9	0-2	1-1	0-1	1	2	1	0	0	1	29	3
Rider	3-3	2-6	2-5	2-2	0-1	1	2	1	0	1	1	22	8
Oral Roberts	4-4	4-8	2-3	3-4	1-1	2	4	2	0	1	0	32	13
vs. Stanford	5-4	0-2	0-2	3-4	1-0	1	1	3	0	1	2	11	3
vs. Cleveland St	6-5	4-7	3-5	0-0	0-1	1	2	4	1	0	1	33	11
Penn State	7-6	2-6	1-1	0-0	0-0	0	2	1	0	0	3	24	5
at Auburn	8-7	0-3	0-2	0-0	1-0	1	1	2	0	0	2	9	0
NJIT	9-7	0-5	0-1	0-0	0-2	2	2	0	0	0	0	16	0
Hampton	10-7	3-5	2-2	2-2	1-0	1	2	0	0	0	1	16	10
UAB	11-7	3-5	2-3	2-2	0-2	2	2	0	2	1	0	21	10
UTPA	12-7	0-2	0-0	0-0	0-2	2	1	0	0	0	2	16	0
at NC State	13-7	0-4	0-3	3-4	0-3	3	1	2	0	1	2	21	3

CAREER STATISTICS

Year	G-GS	Min-Avg.	FG-FGA	Pct.	3FG-3FGA	Pct.	FT-FTA	Pct.	Off-Def.	Reb-Avg.	PF-DQ	Ast	TO	Blk	Stl	Pts-Avg
2007-08	19-0	115-6.1	7-38	.184	2-16	.125	1-5	.200	4-11	15-0.8	9-0	5	12	0	2	17-0.9
ACC	6-0	43-7.2	1-13	.077	1-7	.143	1-3	.333	2-4	6-1.0	3-0	1	3	0	0	4-0.7
2008-09	23-2	239-10.4	33-95	.347	14-41	.341	18-20	.900	4-12	16-0.7	28-1	14	21	2	4	98-4.3
ACC	12-0	135-11.3	17-54	.315	8-26	.308	9-9	1.000	2-6	8-0.7	16-1	8	9	2	2	51-4.3
2009-10	13-7	281-21.6	24-70	.343	13-33	.394	22-25	.880	4-18	22-1.7	17-0	26	19	3	6	83-6.4
ACC	1-0	21-21.0	0-4	.000	0-3	.000	3-4	.750	0-3	3-3.0	2-0	1	2	0	1	3-3.0
CAREER	55-9	635-11.5	64-203	.315	29-90	.322	41-50	.820	12-41	53-1.0	54-1	45	52	5	12	198-3.6
ACC	19-0	199-10.5	18-71	.254	9-36	.250	13-16	.813	4-13	17-0.9	21-1	10	14	2	3	58-3.1



JEFF JONES

#23

Junior • Guard • 6-4 • 190 • Chester, Pa. • Monsignor Bonner

2009-10 SEASON:

- Had 10 points in season opener vs. Longwood
- Had seven points and five rebounds at USF
- Had 11 points vs. Rider
- Had a season-high 17 points (4-7 3FG) vs. Stanford in Cancun
- Had 16 points (6-8 FG, 4-4 3FG) at Auburn
- Had a team-high 11 points vs. NJIT
- Had eight points (3-3 FG, 2-2 3FG) at NC State
- Shooting 62.5 percent (10-16) from 3-point range in last six games

SINGLE GAME BESTS

POINTS

Season: 17 vs. Stanford (11/24/09)
 Career: 26 vs. Bradley (3/26/08)
 ACC: 19 at North Carolina (2/7/09)

REBOUNDS

Season: 5 at USF (11/16/09)
 Career: 6 vs. Vermont (11/11/07)
 ACC: 5 at Duke (2/1/09), vs. BC (2/4/09)

FG MADE

Season: 6 at Auburn (12/7/09)
 Career: 9 vs. Bradley (3/26/08)
 ACC: 7 at North Carolina (2/7/09)

FG ATTEMPTS

Season: 10 at USF (11/16/09)
 Career: 14 vs. Bradley (3/26/08)
 ACC: 12 at UNC (2/7/09), vs. Miami (2/26/09)

3 PT FG MADE

Season: 4 vs. Stanford (11/24/09), at Auburn (12/7/09)
 Career: 6 vs. Bradley (3/26/08)
 ACC: 3 at North Carolina (2/7/09)

3 PT FG ATTEMPTS

Season: 7 at USF (11/16/09), vs. Stanford (11/24/09)
 Career: 8 vs. Bradley (3/26/08), vs. Liberty (11/25/08)
 ACC: 7 at Florida State (2/10/09)

FT MADE

Season: 4 vs. Longwood (11/13/09)
 Career: 5 vs. Boston College (2/4/09)
 ACC: 5 vs. Boston College (2/4/09)

FT ATTEMPTS

Season: 4 on four occasions
 Career: 6 vs. BC (2/4/09), vs. Clemson (2/15/09)
 ACC: 6 vs. BC (2/4/09), vs. Clemson (2/15/09)

ASSISTS

Season: 1 vs. Longwood (11/13/09), vs. Hampton (12/23/09)
 Career: 5 at North Carolina (2/7/09)
 ACC: 5 at North Carolina (2/7/09)

TURNOVERS

Season: 2 vs. Oral Roberts (11/21/09)
 Career: 4 vs. Longwood (12/7/07), vs. Clem. (2/15/09)
 ACC: 4 vs. Clemson (2/15/09)

BLOCKS

Season: 1 vs. Rider (11/19/09), vs. Hampton (12/23/09)
 Career: 1 on nine occasions
 ACC: 1 on three occasions

STEALS

Season: 2 vs. Stanford (11/24/09)
 Career: 3 vs. Howard (11/14/07), vs. BC (2/4/09)
 ACC: 3 vs. Boston College (2/4/09)

MINUTES


Season: 34 vs. Stanford (11/24/09)
 Career: 37 at North Carolina (2/7/09)
 ACC: 37 at North Carolina (2/7/09)

2009-10 GAME-BY-GAME:

Opponent	GP-GS	FG-FGA	3FG-3FGA	FT-FTA	Off-Def	Total	A	TO	Blk	Stl	PF	Min	Pts
Longwood	1-1	3-6	0-2	4-4	0-1	1	1	1	0	1	0	24	10
at USF	2-2	3-10	1-7	0-0	1-4	5	0	0	0	1	0	28	7
Rider	3-2	4-7	2-5	1-1	0-1	1	0	0	1	1	0	19	11
Oral Roberts	4-2	0-3	0-1	2-4	0-0	0	0	2	0	1	0	13	2
vs. Stanford	5-3	5-9	4-7	3-4	0-1	1	0	1	0	2	0	34	17
vs. Cleveland St	6-3	0-1	0-1	0-0	0-2	2	0	0	0	0	0	5	0
Penn State	7-3	1-5	1-1	0-0	0-0	0	0	1	0	0	1	16	3
at Auburn	8-3	6-8	4-4	0-0	0-2	2	0	0	0	1	0	29	16
NJIT	9-3	3-9	2-6	3-4	0-2	2	0	0	0	0	0	14	11
Hampton	10-3	3-6	2-3	0-0	1-0	1	1	0	1	0	1	18	8
UAB	11-3	0-2	0-0	0-0	0-0	0	0	1	0	0	0	6	0
UTPA	12-3	0-3	0-1	1-2	0-1	1	0	0	0	0	0	11	1
at NC State	13-3	3-3	2-2	0-0	0-1	1	0	0	0	1	0	18	8

CAREER STATISTICS

Year	G-GS	Min-Avg.	FG-FGA	Pct.	3FG-3FGA	Pct.	FT-FTA	Pct.	Off-Def.	Reb-Avg.	PF-DQ	Ast	TO	Blk	Stl	Pts-Avg
2007-08	33-25	494-15.0	55-151	.364	16-51	.314	33-47	.702	15-45	60-1.8	46-0	17	41	4	10	159-4.8
ACC	16-8	193-12.1	12-51	.235	2-14	.143	10-14	.714	6-14	20-1.3	20-0	8	16	1	5	36-2.3
2008-09	26-9	493-19.0	60-174	.345	27-93	.290	22-26	.846	7-42	49-1.9	30-0	24	15	3	13	169-6.5
ACC	15-9	311-20.7	42-112	.375	17-57	.298	17-20	.850	5-27	32-2.1	20-0	14	10	2	9	118-7.9
2009-10	13-3	235-18.1	31-72	.431	18-40	.450	14-19	.737	2-15	17-1.3	2-0	2	6	2	8	94-7.2
ACC	1-0	18-18.0	3-3	1.000	2-2	1.000	0-0	.000	0-1	1-1.0	0-0	0	0	0	1	8-8.0
CAREER	72-37	1222-17.0	146-397	.368	61-184	.332	69-92	.750	24-102	126-1.8	78-0	43	62	9	31	422-5.9
ACC	32-17	522-16.3	57-166	.343	21-73	.288	27-34	.794	11-42	53-1.7	40-0	22	26	3	15	162-5.1



SYLVAN LANDESBERG

#15

Sophomore • Guard • 6-6 • 207 • Flushing, N.Y. • Holy Cross

2009-10 SEASON:

- Named to the preseason Wooden Award and Naismith Award watch lists
- Had a game-high 23 points vs. Longwood
- Had 14 points at USF, and scored his 500th career point in the game
- Had 10 points vs. Rider
- Had 14 points, seven rebounds and a career-high two blocks vs. Oral Roberts
- Had 16 points vs. Stanford in Cancun
- Had 20 points, five rebounds and five assists vs. Cleveland State in Cancun in a season-high 38 minutes
- Had 18 points vs. Penn State
- Had 20 points at Auburn
- Had 10 points vs. NJIT
- Had his first career double-double (14 pts, career-high 12 rebs) along with a season-high six assists vs. Hampton
- Had 19 points, six rebounds and four assists vs. #24 UAB
- Had 20 points vs UTPA
- Tied a season high with 23 points at NC State (his 17th career 20-point game)

2009-10 GAME-BY-GAME:

Opponent	GP-GS	FG-FGA	3FG-3FGA	FT-FTA	Off-Def	Total	A	TO	Blk	Stl	PF	Min	Pts
Longwood	1-1	8-13	1-1	6-8	1-5	6	4	3	0	1	2	34	23
at USF	2-2	5-14	0-1	4-4	1-1	2	2	0	0	0	1	33	14
Rider	3-3	4-8	0-0	2-2	2-2	4	1	1	0	0	2	20	10
Oral Roberts	4-4	4-10	0-2	6-6	0-7	7	3	4	2	1	1	33	14
vs. Stanford	5-5	7-12	0-4	2-4	1-3	4	2	3	1	1	3	30	16
vs. Cleveland St	6-6	6-13	1-1	7-9	0-5	5	5	1	0	1	2	38	20
Penn State	7-7	6-13	2-2	4-8	3-2	5	2	1	1	0	5	33	18
at Auburn	8-8	8-20	0-1	4-5	0-3	3	1	2	0	0	1	35	20
NJIT	9-9	3-11	0-0	4-4	1-4	5	1	2	0	3	0	23	10
Hampton	10-10	5-13	1-2	3-3	7-5	12	6	1	0	1	0	28	14
UAB	11-11	6-16	0-0	7-10	2-4	6	4	2	1	0	3	34	19
UTPA	12-12	9-15	1-2	1-2	0-6	6	3	3	0	0	2	33	20
at NC State	13-13	7-14	1-1	8-8	1-4	5	0	2	1	1	3	32	23

SINGLE GAME BESTS

POINTS

Season: 23 vs. Longwood (11/13/09), at NCSU (1/9/10)
 Career: 32 vs. Boston College (2/4/09)
 ACC: 32 vs. Boston College (2/4/09)

REBOUNDS

Season: 12 vs. Hampton (12/23/09)
 Career: 12 vs. Hampton (12/23/09)
 ACC: 11 at Maryland (1/20/09)

FG MADE

Season: 9 vs. UT-Pan American (1/5/10)
 Career: 13 vs. Boston College (2/4/09)
 ACC: 13 vs. Boston College (2/4/09)

FG ATTEMPTS

Season: 20 at Auburn (12/7/09)
 Career: 23 vs. Boston College (2/4/09)
 ACC: 23 vs. Boston College (2/4/09)

3 PT FG MADE

Season: 2 vs. Penn State (11/30/09)
 Career: 3 vs. Miami (2/26/09)
 ACC: 3 vs. Miami (2/26/09)

3 PT FG ATTEMPTS

Season: 4 vs. Stanford (11/24/09)
 Career: 5 vs. Miami (2/26/09)
 ACC: 5 vs. Miami (2/26/09)

FT MADE

Season: 8 at NC State (1/9/10)
 Career: 14 vs. Florida State (1/24/09)
 ACC: 14 vs. Florida State (1/24/09)

FT ATTEMPTS

Season: 10 vs. UAB (12/30/09)
 Career: 14 vs. Auburn (12/20/08), vs. FSU (1/24/09)
 ACC: 14 vs. Florida State (1/24/09)

ASSISTS

Season: 6 vs. Hampton (12/23/09)
 Career: 8 vs. VMI (11/16/08)
 ACC: 6 vs. VT (2/18/09), at NCSU (2/21/09)

TURNOVERS

Season: 4 vs. Oral Roberts (11/21/09)
 Career: 6 on three occasions
 ACC: 6 at VT (1/10/09), vs. FSU (1/24/09)

BLOCKS

Season: 2 vs. Oral Roberts (11/21/09)
 Career: 2 vs. Oral Roberts (11/21/09)
 ACC: 1 vs. BC (2/4/09), at NCSU (1/9/10)

STEALS


Season: 3 vs. NJIT (12/21/09)
 Career: 3 on five occasions
 ACC: 3 vs. BC (2/4/09), vs. Clemson (2/15/09)

MINUTES

Season: 38 vs. Cleveland State (11/25/09)
 Career: 45 vs. Clemson (2/15/09)
 ACC: 45 vs. Clemson (2/15/09)

CAREER STATISTICS

Year	G-GS	Min-Avg.	FG-FGA	Pct.	3FG-3FGA	Pct.	FT-FTA	Pct.	Off-Def.	Reb-Avg.	PF-DQ	Ast	TO	Blk	Stl	Pts-Avg
2008-09	28-27	957-34.2	150-344	.436	16-51	.314	148-186	.796	47-122	169-6.0	49-1	78	77	3	28	464-16.6
ACC	16-16	570-35.6	88-210	.419	10-32	.313	73-91	.802	26-72	98-6.1	28-0	49	50	1	16	259-16.2
2009-10	13-13	406-31.2	78-172	.453	7-17	.412	58-73	.795	19-51	70-5.4	25-1	34	25	6	9	221-17.0
ACC	1-1	32-32.0	7-14	.500	1-1	1.000	8-8	1.000	1-4	5-5.0	3-0	0	2	1	1	23-23.0
CAREER	41-40	1363-33.2	228-516	.442	23-68	.338	206-259	.795	66-173	239-5.8	74-2	112	102	9	37	685-16.7
ACC	17-17	602-35.4	95-224	.424	11-33	.333	81-99	.818	27-76	103-6.1	31-0	49	52	2	17	282-16.6



JEROME MEYINSSE

#55

Senior • Forward/Center • 6-9 • 233 • Baton Rouge, La. • McKinley

2009-10 SEASON:

- Team Tri-Captain
- Had five points and two rebounds vs. Longwood
- Had four points and four rebounds in a career-high 27 minutes at USF
- Had four points and a career-high two assists vs. Rider in first start of the season
- Had two points and six rebounds vs. Oral Roberts
- Had four points and a season-high eight rebounds vs. Stanford in Cancun
- Had five points and six rebounds vs. Penn State
- Had a season-high six points (3-3 FG) and three rebounds vs. #24 UAB
- Had ACC career-high totals of six points and five rebounds at NC State

SINGLE GAME BESTS

POINTS

Season: 6 vs. UAB (12/30/09), at NCSU (1/9/10)
 Career: 12 vs. Elon (12/22/07)
 ACC: 6 at NC State (1/9/10)

REBOUNDS

Season: 8 vs. Stanford (11/24/09)
 Career: 9 vs. Hampton (12/19/07)
 ACC: 5 at NC State (1/9/10)

FG MADE

Season: 3 vs. UAB (12/30/09), at NCSU (1/9/10)
 Career: 5 vs. Elon (12/22/07)
 ACC: 3 at NC State (1/9/10)

FG ATTEMPTS

Season: 6 at NC State (1/9/10)
 Career: 7 vs. Hampton (12/19/07), at Syracuse (11/28/08)
 ACC: 6 at NC State (1/9/10)

3 PT FG MADE

Season: --
 Career: --
 ACC: --

3 PT FG ATTEMPTS

Season: --
 Career: --
 ACC: --

FT MADE

Season: 4 at USF (11/16/09)
 Career: 5 vs. UMES (11/26/06)
 ACC: 2 at Duke (2/1/09)

FT ATTEMPTS

Season: 6 at USF (11/16/09)
 Career: 6 vs. UMES (11/26/06), at USF (11/16/09)
 ACC: 2 on four occasions

ASSISTS

Season: 2 vs. Rider (11/19/09)
 Career: 2 vs. Rider (11/19/09)
 ACC: --

TURNOVERS

Season: 1 on five occasions
 Career: 2 on five occasions
 ACC: 1 at NC State (1/9/10)

BLOCKS

Season: 2 vs. Rider (11/19/09), at NCSU (1/9/10)
 Career: 2 on five occasions
 ACC: 2 at GT (12/28/08), at NCSU (1/9/10)

STEALS

Season: 2 vs. NJIT (12/21/09)
 Career: 2 vs. PR-Mayaguez (12/21/06), vs. NJIT (12/21/09)
 ACC: 1 at FSU (1/23/08), at Va. Tech (1/10/09)

MINUTES


Season: 27 at USF (11/16/09)
 Career: 27 at USF (11/16/09)
 ACC: 21 at Maryland (1/20/09)

2009-10 GAME-BY-GAME:

Opponent	GP-GS	FG-FGA	3FG-3FGA	FT-FTA	Off-Def	Total	A	TO	Blk	Stl	PF	Min	Pts
Longwood	1-0	2-2	0-0	1-2	1-1	2	0	0	0	0	0	20	5
at USF	2-0	0-1	0-0	4-6	2-2	4	0	0	0	1	3	27	4
Rider	3-1	1-3	0-0	2-3	1-1	2	2	1	2	0	3	22	4
Oral Roberts	4-2	1-3	0-0	0-1	1-5	6	0	0	0	0	3	22	2
vs. Stanford	5-3	1-2	0-0	2-2	2-6	8	0	0	1	1	1	16	4
vs. Cleveland St	6-4	1-2	0-0	0-0	1-1	2	0	0	0	0	3	11	2
Penn State	7-5	2-4	0-0	1-1	3-3	6	0	1	1	1	1	23	5
at Auburn	8-6	1-1	0-0	0-0	1-2	3	0	1	1	1	4	20	2
NJIT	9-6	1-3	0-0	2-2	3-2	5	1	0	1	2	1	10	4
Hampton	10-6	0-0	0-0	0-0	0-1	1	0	0	0	0	4	13	0
UAB	11-6	3-3	0-0	0-0	1-2	3	0	0	1	0	1	14	6
UTPA	12-6	1-1	0-0	0-0	0-1	1	0	1	1	0	1	5	2
at NC State	13-6	3-6	0-0	0-0	3-2	5	0	1	2	0	3	18	6

CAREER STATISTICS

Year	G-GS	Min-Avg.	FG-FGA	Pct.	3FG-3FGA	Pct.	FT-FTA	Pct.	Off-Def.	Reb-Avg.	PF-DQ	Ast	TO	Blk	Stl	Pts-Avg
2006-07	15-0	100-6.7	4-11	.364	0-0	.000	9-13	.692	3-17	20-1.3	15-0	1	4	2	2	17-1.1
ACC	4-0	8-2.0	0-1	.000	0-0	.000	0-0	.000	0-0	0-0.0	3-0	0	0	0	0	0-0.0
2007-08	26-0	188-7.2	23-33	.697	0-0	.000	4-12	.333	18-31	49-1.9	36-0	2	7	3	3	50-1.9
ACC	13-0	77-5.9	7-11	.636	0-0	.000	0-2	.000	5-12	17-1.3	21-0	0	0	0	1	14-1.1
2008-09	17-1	149-8.8	8-20	.400	0-0	.000	13-22	.591	13-14	27-1.6	17-0	1	8	7	1	29-1.7
ACC	7-0	58-8.3	2-6	.333	0-0	.000	4-6	.667	3-5	8-1.1	10-0	0	0	3	1	8-1.1
2009-10	13-6	221-17.0	17-31	.548	0-0	.000	12-17	.706	19-29	48-3.7	28-0	3	5	10	6	46-3.5
ACC	1-0	18-18.0	3-6	.500	0-0	.000	0-0	.000	3-2	5-5.0	3-0	0	1	2	0	6-6.0
CAREER	71-7	658-9.3	52-95	.547	0-0	.000	38-64	.594	53-91	144-2.0	96-0	7	24	22	12	142-2.0
ACC	25-0	161-6.4	12-24	.500	0-0	.000	4-8	.500	11-19	30-1.2	37-0	0	1	5	2	28-1.1



MIKE SCOTT

#32

Junior • Forward • 6-8 • 239 • Chesapeake, Va. • Hargrave Military Academy

2009-10 SEASON:

- Had 12 points and 13 rebounds vs. Longwood
- Had nine points and five rebounds at USF
- Had 17 points (8-9 FG) and nine rebounds vs. Rider
- Had 15 points and 10 rebounds vs. Oral Roberts
- Had 15 points and eight rebounds vs. Cleveland State in Cancun
- Had 17 points and 11 rebounds vs. Penn State for his 13th career double-double
- Missed three games (Auburn, NJIT, Hampton) due to an ankle injury (first games of his career he has missed)
- Had 10 points and seven rebounds vs. #24 UAB in his first game in a month, returning from an ankle injury
- Had a season-high 22 points (10-15 FG) vs. UTPA
- Had 14 points and seven rebounds at NC State

2009-10 GAME-BY-GAME:

Opponent	GP-GS	FG-FGA	3FG-3FGA	FT-FTA	Off-Def	Total	A	TO	Blk	Stl	PF	Min	Pts
Longwood	1-1	5-8	0-0	2-2	3-10	13	0	1	2	1	3	31	12
at USF	2-2	4-9	0-0	1-2	1-4	5	0	0	0	0	5	16	9
Rider	3-3	8-9	0-0	1-2	3-6	9	3	1	0	0	1	28	17
Oral Roberts	4-4	6-12	0-0	3-4	4-6	10	2	2	0	1	2	32	15
vs. Stanford	5-5	2-6	0-0	3-6	2-7	9	3	4	1	0	4	29	7
vs. Cleveland St	6-6	6-10	0-0	3-4	4-4	8	3	2	0	0	0	36	15
Penn State	7-7	8-14	0-0	1-2	1-10	11	1	1	0	0	3	34	17
at Auburn	DNP												
NJIT	DNP												
Hampton	DNP												
UAB	8-7	4-7	0-0	2-2	1-6	7	0	1	0	0	3	23	10
UTPA	9-8	10-15	0-0	2-3	2-5	7	1	2	1	1	3	29	22
at NC State	10-9	5-11	0-0	4-4	1-6	7	2	3	0	0	3	30	14

SINGLE GAME BESTS

POINTS

Season: 22 vs. UT-Pan American (1/5/10)
 Career: 26 vs. VMI (11/16/08)
 ACC: 18 vs. Clemson (2/15/09)

REBOUNDS

Season: 13 vs. Longwood (11/13/09)
 Career: 18 vs. VMI (11/16/08)
 ACC: 12 at Md (1/30/08), at BC (2/17/08)

FG MADE

Season: 10 vs. UT-Pan American (1/5/10)
 Career: 11 vs. VMI (11/16/08)
 ACC: 8 vs. Clemson (2/15/09)

FG ATTEMPTS

Season: 15 vs. UT-Pan American (1/5/10)
 Career: 15 vs. UT-Pan American (1/5/10)
 ACC: 12 vs. Clemson (2/15/09)

3 PT FG MADE

Season: --
 Career: 2 vs. Georgia Tech (3/13/08)
 ACC: 2 vs. Georgia Tech (3/13/08)

3 PT FG ATTEMPTS

Season: --
 Career: 2 at BC (2/17/08), vs. GT (3/13/08)
 ACC: 2 at BC (2/17/08), vs. GT (3/13/08)

FT MADE

Season: 4 at NC State (1/9/10)
 Career: 10 at Maryland (1/20/09)
 ACC: 10 at Maryland (1/20/09)

FT ATTEMPTS

Season: 6 vs. Stanford (11/24/09)
 Career: 10 at Maryland (1/20/09)
 ACC: 10 at Maryland (1/20/09)

ASSISTS

Season: 3 on three occasions
 Career: 4 at Syracuse (11/28/08)
 ACC: 3 vs. Clemson (2/15/09)

TURNOVERS

Season: 4 vs. Stanford (11/24/09)
 Career: 4 on four occasions
 ACC: 4 vs. Maryland (3/7/09)

BLOCKS

Season: 2 vs. Longwood (11/13/09)
 Career: 3 vs. Duke (3/5/08), vs. Richmond (3/18/08)
 ACC: 3 vs. Duke (3/5/08)

STEALS

Season: 1 on three occasions
 Career: 3 on four occasions
 ACC: 3 vs. FSU (1/24/09), vs. Clemson (2/15/09)

MINUTES

Season: 36 vs. Cleveland State (11/25/09)
 Career: 40 vs. Clemson (2/15/09)
 ACC: 40 vs. Clemson (2/15/09)

CAREER STATISTICS

Year	G-GS	Min-Avg.	FG-FGA	Pct.	3FG-3FGA	Pct.	FT-FTA	Pct.	Off-Def.	Reb-Avg.	PF-DQ	Ast	TO	Blk	Stl	Pts-Avg
2007-08	32-21	579-18.1	63-143	.441	4-10	.400	52-74	.703	67-101	168-5.3	69-1	15	25	12	20	182-5.7
ACC	16-14	310-19.4	30-77	.390	1-4	.250	20-33	.606	30-50	80-5.0	39-1	6	15	5	8	81-5.1
2008-09	28-19	774-27.6	111-204	.544	2-6	.333	63-85	.741	95-113	208-7.4	68-2	21	49	9	24	287-10.3
ACC	16-7	431-26.9	59-110	.536	2-2	1.000	39-52	.750	45-50	95-5.9	41-1	11	30	5	14	159-9.9
2009-10	10-9	288-28.8	58-101	.574	0-0	.000	22-31	.710	22-64	86-8.6	27-1	15	17	4	3	138-13.8
ACC	1-1	30-30.0	5-11	.455	0-0	.000	4-4	1.000	1-6	7-7.0	3-0	2	3	0	0	14-14.0
CAREER	70-49	1641-23.4	232-448	.518	6-16	.375	137-190	.721	184-278	462-6.6	164-4	51	91	25	47	607-8.7
ACC	33-22	771-23.4	94-198	.475	3-6	.500	63-89	.708	76-106	182-5.5	83-2	19	48	10	22	254-7.7



ASSANE SENE

#5

Sophomore • Center • 7-0 • 234 • Saint-Louis, Senegal • South Kent

2009-10 SEASON:

- Suspended for the first three games of the season (Longwood, at South Florida, Rider) for conduct detrimental to the team
- Made season debut vs. Oral Roberts and had a career-high eight points and seven rebounds
- Had two points, three rebounds and three blocks at Auburn
- Had four points and 11 rebounds vs. NJIT in his first start of the season
- Had eight points, eight rebounds and a career-high five blocks vs. Hampton
- Has blocked 13 shots in the last five games in which he's played

2009-10 GAME-BY-GAME:

Opponent	GP-GS	FG-FGA	3FG-3FGA	FT-FTA	Off-Def	Total	A	TO	Blk	Stl	PF	Min	Pts
Longwood	DNP												
at USF	DNP												
Rider	DNP												
Oral Roberts	1-0	3-5	0-0	2-4	2-5	7	0	0	1	0	5	13	8
vs. Stanford	2-0	1-3	0-0	0-2	0-3	3	0	0	0	0	1	13	2
vs. Cleveland St	3-0	0-2	0-0	0-0	1-0	1	0	0	0	0	0	6	0
Penn State	DNP												
at Auburn	4-0	1-1	0-0	0-0	1-2	3	0	1	3	0	3	20	2
NJIT	5-1	1-5	0-0	2-3	4-7	11	1	0	2	1	2	28	4
Hampton	6-2	3-6	0-0	2-2	2-6	8	1	2	5	1	3	25	8
UAB	7-3	0-1	0-0	1-2	2-0	2	0	0	2	0	0	7	1
UTPA	8-3	0-2	0-0	0-0	1-4	5	0	0	1	0	1	10	0
at NC State	DNP												

SINGLE GAME BESTS

POINTS

Season: 8 vs. ORU (11/21/09), vs. Hampton (12/23/09)
 Career: 8 vs. ORU (11/21/09), vs. Hampton (12/23/09)
 ACC: 6 at Virginia Tech (1/10/09)

REBOUNDS

Season: 11 vs. NJIT (12/21/09)
 Career: 13 vs. Boston College (2/4/09)
 ACC: 13 vs. Boston College (2/4/09)

FG MADE

Season: 3 vs. ORU (11/21/09), vs. Hampton (12/23/09)
 Career: 3 on five occasions
 ACC: 3 at Virginia Tech (1/10/09)

FG ATTEMPTS

Season: 6 vs. Hampton (12/23/09)
 Career: 8 vs. Xavier (1/3/09)
 ACC: 6 vs. Boston College (2/4/09)

3 PT FG MADE

Season: --
 Career: --
 ACC: --

3 PT FG ATTEMPTS

Season: --
 Career: --
 ACC: --

FT MADE

Season: 2 on three occasions
 Career: 2 on five occasions
 ACC: 1 vs. Boston College (2/4/09)

FT ATTEMPTS

Season: 4 vs. Oral Roberts (11/21/09)
 Career: 4 vs. Brown (1/6/09), vs. ORU (11/21/09)
 ACC: 3 at Duke (2/1/09)

ASSISTS

Season: 1 vs. NJIT (12/21/09), vs. Hampton (12/23/09)
 Career: 2 vs. Auburn (12/20/08)
 ACC: --

TURNOVERS

Season: 2 vs. Hampton (12/23/09)
 Career: 2 on six occasions
 ACC: 2 on three occasions

BLOCKS

Season: 5 vs. Hampton (12/23/09)
 Career: 5 vs. Hampton (12/23/09)
 ACC: 4 at Virginia Tech (1/10/09)

STEALS

Season: 1 vs. NJIT (12/21/09), vs. Hampton (12/23/09)
 Career: 1 vs. NJIT (12/21/09), vs. Hampton (12/23/09)
 ACC: --

MINUTES

Season: 28 vs. NJIT (12/21/09)
 Career: 33 vs. Xavier (1/3/09)
 ACC: 28 vs. Boston College (2/4/09)

CAREER STATISTICS

Year	G-GS	Min-Avg.	FG-FGA	Pct.	3FG-3FGA	Pct.	FT-FTA	Pct.	Off-Def.	Reb-Avg.	PF-DQ	Ast	TO	Blk	Stl	Pts-Avg
2008-09	22-16	381-17.3	25-65	.385	0-0	.000	6-21	.286	36-65	101-4.6	61-2	6	18	35	0	56-2.5
ACC	14-12	245-17.5	15-42	.357	0-0	.000	1-8	.125	24-36	60-4.3	35-1	0	12	20	0	31-2.2
2009-10	8-3	122-15.3	9-25	.360	0-0	.000	7-13	.538	13-27	40-5.0	15-1	2	3	14	2	25-3.1
ACC																
CAREER	30-19	503-16.8	34-90	.378	0-0	.000	13-34	.382	49-92	141-4.7	76-3	8	21	49	2	81-2.7
ACC	14-12	245-17.5	15-42	.357	0-0	.000	1-8	.125	24-36	60-4.3	35-1	0	12	20	0	31-2.2



WILL SHERRILL

#22

Junior • Forward • 6-9 • 217 • New York, N.Y. • Phillips Academy Andover

2009-10 SEASON:

- Made season debut at USF and had two points (2-2 FT) and one rebound
- Had two points and set a career high with six rebounds vs. Rider
- Had three points and three rebounds vs. Oral Roberts
- Set career highs with 18 points, seven FGs, four 3FGs, two assists and three steals, and tied a career high with six rebounds vs. Cleveland State in Cancun
- Made his first career start at Auburn and had three points and four rebounds
- Had eight points, four rebounds and two assists vs. NJIT
- Had nine points, four rebounds and two assists vs. Hampton
- Had four points and four rebounds vs. UTPA
- Had two points and four rebounds at NC State in first career ACC start

SINGLE GAME BESTS

POINTS

Season: 18 vs. Cleveland State (11/25/09)
 Career: 18 vs. Cleveland State (11/25/09)
 ACC: 2 at NC State (1/9/10)

REBOUNDS

Season: 6 vs. Rider (11/19/09), vs. Cleveland St (11/25/09)
 Career: 6 vs. Rider (11/19/09), vs. Cleveland St (11/25/09)
 ACC: 4 at NC State (1/9/10)

FG MADE

Season: 7 vs. Cleveland State (11/25/09)
 Career: 7 vs. Cleveland State (11/25/09)
 ACC: 1 at NC State (1/9/10)

FG ATTEMPTS

Season: 9 vs. Cleveland State (11/25/09)
 Career: 9 vs. Cleveland State (11/25/09)
 ACC: 5 at NC State (1/9/10)

3 PT FG MADE

Season: 4 vs. Cleveland State (11/25/09)
 Career: 4 vs. Cleveland State (11/25/09)
 ACC: --

3 PT FG ATTEMPTS

Season: 5 vs. Cleveland State (11/25/09)
 Career: 5 vs. Cleveland State (11/25/09)
 ACC: 1 vs. North Carolina (1/15/09)

FT MADE

Season: 2 at USF (11/16/09)
 Career: 2 at USF (11/16/09)
 ACC: 1 at Clemson (3/3/09)

FT ATTEMPTS

Season: 2 on three occasions
 Career: 2 on four occasions
 ACC: 2 at Clemson (3/3/09)

ASSISTS

Season: 2 on three occasions
 Career: 2 on three occasions
 ACC: --

TURNOVERS

Season: 2 vs. Rider (11/19/09)
 Career: 2 vs. Rider (11/19/09)
 ACC: --

BLOCKS

Season: 1 on three occasions
 Career: 1 on three occasions
 ACC: 1 at NC State (1/9/10)

STEALS

Season: 3 vs. Cleveland State (11/25/09)
 Career: 3 vs. Cleveland State (11/25/09)
 ACC: 1 at NC State (1/9/10)

MINUTES

Season: 26 vs. Hampton (12/23/09)
 Career: 26 vs. Hampton (12/23/09)
 ACC: 20 at NC State (1/9/10)

2009-10 GAME-BY-GAME:

Opponent	GP-GS	FG-FGA	3FG-3FGA	FT-FTA	Off-Def	Total	A	TO	Blk	Stl	PF	Min	Pts
Longwood	DNP												
at USF	1-0	0-0	0-0	2-2	0-1	1	0	0	0	0	0	4	2
Rider	2-0	1-4	0-0	0-0	2-4	6	1	2	0	1	1	16	2
Oral Roberts	3-0	1-1	1-1	0-0	1-2	3	0	0	0	0	4	11	3
vs. Stanford	4-0	0-2	0-1	0-0	1-0	1	0	0	1	1	1	9	0
vs. Cleveland St	5-0	7-9	4-5	0-0	2-4	6	2	0	1	3	3	24	18
Penn State	6-0	0-2	0-2	0-0	0-4	4	1	0	0	0	2	20	0
at Auburn	7-1	1-6	0-4	1-2	2-2	4	1	1	0	0	3	25	3
NJIT	8-2	3-6	2-4	0-0	2-2	4	2	1	0	0	0	22	8
Hampton	9-3	4-8	1-4	0-0	2-2	4	2	1	0	1	1	26	9
UAB	10-4	0-0	0-0	0-0	1-4	5	0	1	0	0	3	24	0
UTPA	11-5	1-1	1-1	1-2	4-0	4	1	1	0	0	3	18	4
at NC State	12-6	1-5	0-0	0-0	2-2	4	0	0	1	1	0	20	2

CAREER STATISTICS

Year	G-GS	Min-Avg.	FG-FGA	Pct.	3FG-3FGA	Pct.	FT-FTA	Pct.	Off-Def.	Reb-Avg.	PF-DQ	Ast	TO	Blk	Stl	Pts-Avg
2007-08	7-0	12-1.7	3-3	1.000	1-1	1.000	0-0	.000	1-2	3-0.4	3-0	1	0	0	1	7-1.0
ACC	1-0	1-1.0	0-0	.000	0-0	.000	0-0	.000	0-0	0-0.0	0-0	0	0	0	0	0-0.0
2008-09	10-0	19-1.9	0-3	.000	0-1	.000	1-2	.500	2-1	3-0.3	2-0	1	2	0	0	1-0.1
ACC	5-0	5-1.0	0-1	.000	0-1	.000	1-2	.500	0-0	0-0.0	1-0	0	0	0	0	1-0.2
2009-10	12-6	219-18.3	19-44	.432	9-22	.409	4-6	.667	19-27	46-3.8	21-0	10	7	3	7	51-4.3
ACC	1-1	20-20.0	1-5	.200	0-0	.000	0-0	.000	2-2	4-4.0	0-0	0	0	1	1	2-2.0
CAREER	29-6	250-8.6	22-50	.440	10-24	.417	5-8	.625	22-30	52-1.8	26-0	12	9	3	8	59-2.0
ACC	7-1	26-3.7	1-6	.167	0-1	.000	1-2	.500	2-2	4-0.6	1-0	0	0	1	1	3-0.4



SOLOMON TAT

#45

Sr. • G/F • 6-5 • 217 • Jos Plateau, Nigeria • Community Christian School

2009-10 SEASON:

- Team Tri-Captain
- Made season debut at USF
- Had four points and four rebounds vs. Rider
- Had one point and two rebounds vs. NJIT
- Had four points vs. Hampton

SINGLE GAME BESTS

POINTS

Season: 4 vs. Rider (11/19/09), vs. Hampton (12/23/09)
 Career: 12 at Xavier (1/3/08)
 ACC: 8 at Virginia Tech (2/10/07)

REBOUNDS

Season: 4 vs. Rider (11/19/09)
 Career: 6 at Virginia Tech (2/10/07)
 ACC: 6 at Virginia Tech (2/10/07)

FG MADE

Season: 2 vs. Rider (11/19/09), vs. Hampton (12/23/09)
 Career: 3 at Virginia Tech (2/10/07), at Xavier (1/3/08)
 ACC: 3 at Virginia Tech (2/10/07)

FG ATTEMPTS

Season: 3 vs. Rider (11/19/09)
 Career: 9 at Virginia Tech (2/10/07)
 ACC: 9 at Virginia Tech (2/10/07)

3 PT FG MADE

Season: --
 Career: --
 ACC: --

3 PT FG ATTEMPTS

Season: --
 Career: 1 on five occasions
 ACC: 1 on three occasions

FT MADE

Season: 1 vs. NJIT (12/21/09)
 Career: 6 at Xavier (1/3/08)
 ACC: 2 on four occasions

FT ATTEMPTS

Season: 2 vs. NJIT (12/21/09)
 Career: 9 at Xavier (1/3/08)
 ACC: 2 on six occasions

ASSISTS

Season: --
 Career: 5 vs. Gonzaga (1/3/07)
 ACC: 2 at Clemson (1/28/07), at Wake (3/3/07)

TURNOVERS

Season: 1 vs. NJIT (12/21/09), vs. Hampton (12/23/09)
 Career: 2 on eight occasions
 ACC: 2 on six occasions

BLOCKS

Season: --
 Career: 1 vs. Longwood (2/13/07)
 ACC: --

STEALS

Season: --
 Career: 2 vs. Stanford (1/7/07), vs. Md. (1/16/07)
 ACC: 2 vs. Maryland (1/16/07)

MINUTES


Season: 5 vs. NJIT (12/21/09)
 Career: 23 at Virginia Tech (2/10/07)
 ACC: 23 at Virginia Tech (2/10/07)

2009-10 GAME-BY-GAME:

Opponent	GP-GS	FG-FGA	3FG-3FGA	FT-FTA	Off-Def	Total	A	TO	Blk	Stl	PF	Min	Pts
Longwood	DNP												
at USF	1-0	0-0	0-0	0-0	0-0	0	0	0	0	0	0	2	0
Rider	2-0	2-3	0-0	0-1	1-3	4	0	0	0	0	0	4	4
Oral Roberts	3-0	0-0	0-0	0-0	0-0	0	0	0	0	0	0	1	0
vs. Stanford	DNP												
vs. Cleveland St	DNP												
Penn State	DNP												
at Auburn	DNP												
NJIT	4-0	0-0	0-0	1-2	1-1	2	0	1	0	0	1	5	1
Hampton	5-0	2-2	0-0	0-0	0-1	1	0	1	0	0	0	3	4
UAB	DNP												
UTPA	6-0	0-0	0-0	0-0	0-0	0	0	0	0	0	0	1	0
at NC State	DNP												

CAREER STATISTICS

Year	G-GS	Min-Avg.	FG-FGA	Pct.	3FG-3FGA	Pct.	FT-FTA	Pct.	Off-Def.	Reb-Avg.	PF-DQ	Ast	TO	Blk	Stl	Pts-Avg
2006-07	20-0	165-8.3	14-40	.350	0-3	.000	12-19	.632	7-25	32-1.6	24-0	13	8	1	8	40-2.0
ACC	13-0	107-8.2	8-25	.320	0-1	.000	5-5	1.000	5-16	21-1.6	17-0	6	4	0	5	21-1.6
2007-08	15-0	100-6.7	11-24	.458	0-2	.000	13-17	.765	4-16	20-1.3	6-0	5	6	0	3	35-2.3
ACC	9-0	68-7.6	7-15	.467	0-2	.000	5-6	.833	1-12	13-1.4	4-0	3	4	0	3	19-2.1
2008-09	17-8	119-7.0	4-15	.267	0-0	.000	3-4	.750	6-10	16-0.9	17-1	5	10	0	3	11-0.6
ACC	12-8	101-8.4	3-14	.214	0-0	.000	1-2	.500	6-7	13-1.1	13-1	3	9	0	2	7-0.6
2009-10	6-0	16-2.7	4-5	.800	0-0	.000	1-3	.333	2-5	7-1.2	1-0	0	2	0	0	9-1.5
ACC																
CAREER	58-8	400-6.9	33-84	.393	0-5	.000	29-43	.674	19-56	75-1.3	48-1	23	26	1	14	95-1.6
ACC	34-8	276-8.1	18-54	.333	0-3	.000	11-13	.846	12-35	47-1.4	34-1	12	17	0	10	47-1.4



SAMMY ZEGLINSKI

#13

So. • G • 6-0 • 182 • Philadelphia, Pa. • The William Penn Charter School

2009-10 SEASON:

- Had 14 points and six rebounds vs. Longwood
- Had 12 points vs. Rider
- Had 13 points vs. Oral Roberts
- Had 10 points and four assists vs. Cleveland State in Cancun
- Had 16 points vs. Penn State
- Had a season-high 18 points and four assists at Auburn
- Had eight points, four rebounds and a career-high two blocks vs. NJIT
- Had 13 points vs. Hampton
- Had nine points and two steals vs. #24 UAB
- Had 13 points, and season-high totals of six assists and four steals vs. UTPA
- Had 10 points and a career-high eight rebounds at NC State
- Made at least two 3-pointers in each of the last eight games
- Is shooting 52.5 percent (21-40) from 3-point range in the last seven games
- Is shooting 52.4 percent (22-42) from the field in the last six games

SINGLE GAME BESTS

POINTS

Season: 18 at Auburn (12/7/09)
 Career: 24 vs. Liberty (11/25/08)
 ACC: 15 vs. Clemson (2/15/09)

REBOUNDS

Season: 8 at NC State (1/9/10)
 Career: 8 at NC State (1/9/10)
 ACC: 8 at NC State (1/9/10)

FG MADE

Season: 5 on four occasions
 Career: 8 vs. Liberty (11/25/08)
 ACC: 6 vs. Clemson (2/15/09)

FG ATTEMPTS

Season: 14 vs. Penn State (11/30/09)
 Career: 14 vs. Auburn (12/20/08), vs. Penn St (11/30/09)
 ACC: 11 at North Carolina (2/7/09)

3 PT FG MADE

Season: 5 at Auburn (12/7/09)
 Career: 6 vs. Liberty (11/25/08)
 ACC: 3 at GT (12/28/08), vs. Clemson (2/15/09)

3 PT FG ATTEMPTS

Season: 9 vs. Penn St (11/30/09), at Auburn (12/7/09)
 Career: 10 vs. Liberty (11/25/08)
 ACC: 9 at Georgia Tech (12/28/08)

FT MADE

Season: 4 at NC State (1/9/10)
 Career: 4 on three occasions
 ACC: 4 vs. FSU (1/24/09), at NCSU (1/9/10)

FT ATTEMPTS

Season: 4 vs. Rider (11/19/09), at NCSU (1/9/10)
 Career: 8 vs. Florida State (1/24/09)
 ACC: 8 vs. Florida State (1/24/09)

ASSISTS

Season: 6 vs. UT-Pan American (1/5/10)
 Career: 8 at Virginia Tech (1/10/09)
 ACC: 8 at Virginia Tech (1/10/09)

TURNOVERS

Season: 5 vs. Longwood (11/13/09), vs. UAB (12/30/09)
 Career: 6 vs. Clemson (2/15/09)
 ACC: 6 vs. Clemson (2/15/09)

BLOCKS

Season: 2 vs. NJIT (12/21/09)
 Career: 2 vs. NJIT (12/21/09)
 ACC: --

STEALS

Season: 4 vs. UT-Pan American (1/5/10)
 Career: 5 vs. Florida State (1/24/09)
 ACC: 5 vs. Florida State (1/24/09)

MINUTES

Season: 38 vs. Cleveland State (11/25/09)
 Career: 39 at Georgia Tech (12/28/08)
 ACC: 39 at Georgia Tech (12/28/08)

2009-10 GAME-BY-GAME:

Opponent	GP-GS	FG-FGA	3FG-3FGA	FT-FTA	Off-Def	Total	A	TO	Blk	Stl	PF	Min	Pts
Longwood	1-1	5-10	4-7	0-2	0-6	6	4	5	0	1	3	37	14
at USF	2-2	1-4	0-1	0-0	0-0	0	2	2	1	2	4	24	2
Rider	3-3	4-5	2-2	2-4	0-4	4	2	1	0	1	1	25	12
Oral Roberts	4-4	4-7	3-6	2-2	1-2	3	1	0	0	0	2	23	13
vs. Stanford	5-5	1-5	0-2	0-0	0-6	6	3	1	0	1	4	33	2
vs. Cleveland St	6-6	4-7	2-5	0-0	0-3	3	4	3	0	2	1	38	10
Penn State	7-7	5-14	4-9	2-2	0-1	1	2	3	1	2	3	29	16
at Auburn	8-8	5-11	5-9	3-3	0-5	5	4	1	0	1	3	34	18
NJIT	9-9	3-5	2-4	0-0	2-2	4	0	1	2	0	2	23	8
Hampton	10-10	4-9	3-8	2-2	0-1	1	2	0	1	2	0	21	13
UAB	11-11	3-6	2-4	1-1	0-1	1	0	5	0	2	3	26	9
UTPA	12-12	5-7	3-4	0-0	0-2	2	6	2	0	4	1	29	13
at NC State	13-13	2-4	2-2	4-4	1-7	8	3	1	0	0	2	36	10

CAREER STATISTICS

Year	G-GS	Min-Avg.	FG-FGA	Pct.	3FG-3FGA	Pct.	FT-FTA	Pct.	Off-Def.	Reb-Avg.	PF-DQ	Ast	TO	Blk	Stl	Pts-Avg
2007-08	8-0	62-7.8	3-12	.250	1-7	.143	0-2	.000	3-6	9-1.1	8-0	15	9	1	3	7-0.9
ACC	0-0															
2008-09	28-15	669-23.9	82-213	.385	33-105	.314	20-35	.571	9-57	66-2.4	68-2	84	70	2	36	217-7.8
ACC	16-7	362-22.6	32-101	.317	12-56	.214	6-16	.375	6-27	33-2.1	33-0	44	37	0	18	82-5.1
2009-10	13-13	378-29.1	46-94	.489	32-63	.508	16-20	.800	4-40	44-3.4	29-0	33	25	5	18	140-10.8
ACC	1-1	36-36.0	2-4	.500	2-2	1.000	4-4	1.000	1-7	8-8.0	2-0	3	1	0	0	10-10.0
CAREER	49-28	1109-22.6	131-319	.411	66-175	.377	36-57	.632	16-103	119-2.4	105-2	132	104	8	57	364-7.4
ACC	17-8	398-23.4	34-105	.324	14-58	.241	10-20	.500	7-34	41-2.4	35-0	47	38	0	18	92-5.4

VIRGINIA 85 November 13, 2009
LONGWOOD 72 John Paul Jones Arena • Charlottesville, Va.

LONGWOOD (0-1)

Player	FG	3FG	FT	O-D	Reb	PF	Pts	A	TO	Blk	Stl	Min
Robinson (F)	6-8	0-0	1-2	1-4	5	3	13	1	0	0	3	20
Smith (F)	2-10	0-3	1-3	0-5	5	3	5	1	4	0	0	30
Dawson (G)	4-7	2-3	0-0	0-3	3	3	10	5	0	0	1	31
Mitchell (G)	1-5	1-3	0-0	0-1	1	4	3	2	1	1	0	26
Swecker (G)	4-11	2-5	0-0	0-0	0	2	10	0	0	0	2	29
Carter	8-10	0-0	2-3	0-1	1	3	18	0	2	0	3	24
Washington	4-9	3-7	0-0	0-1	1	0	11	3	3	0	0	24
Gee	0-0	0-0	2-2	1-2	3	0	2	0	0	0	0	10
Persaud	0-0	0-0	0-0	0-0	0	0	0	0	1	0	0	2
van der Kooij	0-1	0-1	0-0	0-0	0	1	0	0	0	0	0	4
				1-1	2							
TOTALS	29-61	8-22	6-10	3-18	21	19	72	12	11	1	9	200
	<i>.475</i>	<i>.364</i>	<i>.600</i>									

VIRGINIA (1-0)

Player	FG	3FG	FT	O-D	Reb	PF	Pts	A	TO	Blk	Stl	Min
Scott (F)	5-8	0-0	2-2	3-10	13	3	12	0	1	2	1	31
Farrakhan (G)	5-8	1-4	6-6	0-5	5	2	17	4	3	0	1	31
Zeglinski (G)	5-10	4-7	0-2	0-6	6	3	14	4	5	0	1	37
Landesberg (G)	8-13	1-1	6-8	1-5	6	2	23	4	3	0	1	34
Jones (G)	3-6	0-2	4-4	0-1	1	0	10	1	1	0	1	24
Evans	2-2	0-0	0-0	0-2	2	3	4	1	3	0	1	20
Spurlock	0-1	0-0	0-0	0-0	0	1	0	0	0	0	0	3
Meynsse	2-2	0-0	1-2	1-1	2	0	5	0	0	0	0	20
				0-1	1							
TOTALS	30-50	6-14	19-24	5-31	36	14	85	14	16	2	6	200
	<i>.600</i>	<i>.429</i>	<i>.792</i>									

LONGWOOD	27	45	72
VIRGINIA	49	36	85

Officials: Freddie Williams, Jose Carrion, Tim Comer
 Technicals: none
 Attendance: 10,787

USF 66 November 16, 2009
VIRGINIA 49 The Sun Dome • Tampa, Fla.

VIRGINIA (1-1)

Player	FG	3FG	FT	O-D	Reb	PF	Pts	A	TO	Blk	Stl	Min
Scott (F)	4-9	0-0	1-2	1-4	5	5	9	0	0	0	0	16
Farrakhan (G)	1-9	0-2	1-1	0-1	1	1	3	2	1	0	0	29
Zeglinski (G)	1-4	0-1	0-0	0-0	0	4	2	2	2	1	2	24
Landesberg (G)	5-14	0-1	4-4	1-1	2	1	14	2	0	0	0	33
Jones (G)	3-10	1-7	0-0	1-4	5	0	7	0	0	0	1	28
Evans	1-1	0-0	0-0	0-0	0	1	2	0	4	0	1	13
Baker	2-4	1-1	0-0	1-1	2	2	5	1	0	0	0	15
Sherrill	0-0	0-0	2-2	0-1	1	0	2	0	0	0	0	4
Spurlock	0-0	0-0	1-2	1-0	1	0	1	0	2	0	0	9
Tat	0-0	0-0	0-0	0-0	0	0	0	0	0	0	0	2
Meynsse	0-1	0-0	4-6	2-2	4	3	4	0	0	0	1	27
				2-1	3							
TOTALS	17-52	2-12	13-17	9-15	24	17	49	7	9	1	5	200
	<i>.327</i>	<i>.167</i>	<i>.765</i>									

USF (2-0)

Player	FG	3FG	FT	O-D	Reb	PF	Pts	A	TO	Blk	Stl	Min
Gilchrist (F)	5-9	1-1	7-7	3-5	8	4	18	3	6	3	0	34
Famous (F)	4-4	0-0	4-7	1-7	8	4	12	2	1	1	0	30
Howard (G)	1-4	0-1	0-0	2-1	3	2	2	1	2	0	0	30
Jones (G)	10-18	1-4	1-1	1-6	7	3	22	4	1	0	4	38
Mercer (G)	1-3	0-1	1-2	0-4	4	0	3	0	2	0	0	23
Dumars	0-1	0-1	0-0	0-0	0	1	0	0	0	0	0	1
Leemow	3-4	3-3	0-1	0-2	2	0	9	1	0	0	1	28
Kardok	0-0	0-0	0-0	0-0	0	0	0	0	0	0	0	1
Noriega	0-0	0-0	0-0	0-0	0	0	0	0	0	0	0	2
Burwell	0-1	0-0	0-0	0-0	0	0	0	0	0	0	0	1
Fitzpatrick	0-1	0-0	0-0	0-1	1	3	0	0	1	0	1	12
				1-1	2							
TOTALS	24-45	5-11	13-18	8-27	35	17	66	11	14	4	6	200
	<i>.533</i>	<i>.455</i>	<i>.722</i>									

VIRGINIA	27	22	49
USF	31	35	66

Officials: Mike Stuart, Earl Walton, James Breeding
 Technicals: none
 Attendance: 4,193

VIRGINIA 79 November 19, 2009
RIDER 46 John Paul Jones Arena • Charlottesville, Va.

RIDER (2-1)

Player	FG	3FG	FT	O-D	Reb	PF	Pts	A	TO	Blk	Stl	Min
Ringgold (F)	4-12	0-0	0-2	1-1	2	3	8	1	2	2	0	34
Gadson (F)	1-4	1-2	0-0	1-3	4	3	3	1	2	1	0	17
Jackson (F)	1-1	0-0	0-0	0-1	1	1	2	0	1	0	0	11
R. Thompson (G)	3-7	1-4	2-6	0-0	0	2	9	1	3	1	1	30
Robinson (G)	2-6	1-4	0-0	0-2	2	3	5	2	2	0	1	25
Youngblood	2-6	1-3	0-0	0-2	2	2	5	2	2	0	0	22
Johnson	0-0	0-0	1-2	0-0	0	0	1	0	0	0	0	5
J. Thompson	0-3	0-2	0-0	0-2	2	1	0	3	0	1	0	19
Mansell	1-3	1-3	0-0	0-0	0	0	3	0	0	0	0	13
Nd-Ezuma	0-2	0-0	0-0	1-1	2	0	0	0	0	0	1	1
Penn	3-7	2-5	2-2	2-5	7	1	10	0	2	0	0	21
Myers	0-0	0-0	0-0	0-0	0	0	0	0	0	0	0	2
				2-3	5							
TOTALS	17-51	7-23	5-12	7-20	27	16	46	10	14	5	3	200
	<i>.333</i>	<i>.304</i>	<i>.417</i>									

VIRGINIA (2-1)

Player	FG	3FG	FT	O-D	Reb	PF	Pts	A	TO	Blk	Stl	Min
Scott (F)	8-9	0-0	1-2	3-6	9	1	17	3	1	0	0	28
Meynsse (F)	1-3	0-0	2-3	1-1	2	3	4	2	1	2	0	22
Farrakhan (G)	2-6	2-5	2-2	0-1	1	1	8	2	1	0	1	22
Zeglinski (G)	4-5	2-2	2-4	0-4	4	1	12	2	1	0	1	25
Landesberg (G)	4-8	0-0	2-2	2-2	4	2	10	1	1	0	0	20
Browman	0-0	0-0	0-0	0-0	0	0	0	0	0	0	0	1
Evans	0-0	0-0	0-0	0-1	1	0	0	2	1	0	0	11
Baker	2-5	0-1	4-4	0-2	2	2	8	2	2	0	1	18
Jonke	0-0	0-0	0-0	0-1	1	0	0	0	0	0	0	3
Kody	0-2	0-0	0-0	1-0	1	1	0	0	0	0	0	3
Sherrill	1-4	0-0	0-0	2-4	6	1	2	1	2	0	1	16
Jones	4-7	2-5	1-1	0-1	1	0	11	0	0	1	1	19
Spurlock	1-4	1-3	0-0	0-2	2	2	3	0	0	0	0	8
Tat	2-3	0-0	0-1	1-3	4	0	4	0	0	0	0	4
				1-3	4							
TOTALS	29-56	7-16	14-19	11-31	42	14	79	15	10	3	5	200
	<i>.518</i>	<i>.438</i>	<i>.737</i>									

RIDER	22	24	46
VIRGINIA	36	43	79

Officials: Sean Hull, Ray Perone, Jeff Nichols
 Technicals: none
 Attendance: 8,061

VIRGINIA 76 November 21, 2009
ORAL ROBERTS 55 John Paul Jones Arena • Charlottesville, Va.

ORAL ROBERTS (2-2)

Player	FG	3FG	FT	O-D	Reb	PF	Pts	A	TO	Blk	Stl	Min
Morrison (F)	3-15	1-5	0-0	0-2	2	4	7	0	2	0	0	31
Craion (F)	2-8	0-1	2-2	3-8	11	1	6	0	4	0	0	28
Ford (C)	6-9	0-0	4-8	5-5	10	2	16	2	3	2	1	31
Pearson (G)	1-4	1-1	0-0	0-1	1	1	3	2	2	0	2	12
Stokes (G)	4-8	4-5	1-2	1-1	2	2	13	2	1	0	0	31
Rogers	0-2	0-1	0-0	0-0	0	0	0	0	0	0	0	3
Holdman	0-2	0-0	1-2	2-1	3	4	1	1	0	0	1	20
Niles	1-4	1-3	1-2	0-1	1	2	4	0	1	0	0	23
Bell-Holter	1-4	0-1	3-4	1-0	1	4	5	0	1	1	0	19
Nasarre	0-0	0-0	0-0	0-0	0	0	0	0	0	0	0	2
				0-4	4							
TOTALS	18-56	7-17	12-20	12-23	35	20	55	7	14	3	4	200
	<i>.321</i>	<i>.412</i>	<i>.600</i>									

VIRGINIA (3-1)

Player	FG	3FG	FT	O-D	Reb	PF	Pts	A	TO	Blk	Stl	Min
Scott (F)	6-12	0-0	3-4	4-6	10	2	15	2	2	0	1	32
Meynsse (F)	1-3	0-0	0-1	1-5	6	3	2	0	0	0	0	22
Farrakhan (G)	4-8	2-3	3-4	1-1	2	0	13	4	2	0	1	32
Zeglinski (G)	4-7	3-6	2-2	1-2	3	2	13	1	0	0	0	23
Landesberg (G)	4-10	0-2	6-6	0-7	7	1	14	3	4	2	1	33
Evans	0-0	0-0	0									

STANFORD 57 November 24, 2009
VIRGINIA 52 Moon Palace Resort • Cancun, Mexico

VIRGINIA (3-2)

Player	FG	3FG	FT	O-D	Reb	PF	Pts	A	TO	Blk	Stl	Min
Scott (F)	2-6	0-0	3-6	2-7	9	4	7	3	4	1	0	29
Meyinsse (F)	1-2	0-0	2-2	2-6	8	1	4	0	0	1	1	16
Zeglinski (G)	1-5	0-2	0-0	0-6	6	4	2	3	1	0	1	33
Landesberg (G)	7-12	0-4	2-4	1-3	4	3	16	2	3	1	1	30
Jones (G)	5-9	4-7	3-4	0-1	1	0	17	0	1	0	2	34
Evans	0-1	0-1	0-0	0-0	0	0	0	0	0	0	0	6
Farrakhan	0-2	0-2	3-4	1-0	1	2	3	1	3	0	1	11
Baker	0-3	0-1	1-2	0-1	1	2	1	1	1	0	1	19
Sene	1-3	0-0	0-2	0-3	3	1	2	0	0	0	0	13
Sherrill	0-2	0-1	0-0	1-0	1	1	0	0	0	1	1	9
				1-0	1							
TOTALS	17-45	4-18	14-24	8-27	35	18	52	10	13	4	8	200
	<i>.378</i>	<i>.222</i>	<i>.583</i>									

STANFORD (3-2)

Player	FG	3FG	FT	O-D	Reb	PF	Pts	A	TO	Blk	Stl	Min
Fields (F)	9-16	2-3	5-8	6-7	13	2	25	3	1	0	3	37
Zimmerman (F)	0-5	0-1	0-0	0-2	2	3	0	0	1	0	0	19
Trotter (F)	2-5	0-0	0-0	1-5	6	4	4	1	0	1	0	25
Mann (G)	2-5	1-1	2-7	1-3	4	3	7	5	2	0	0	37
Green (G)	4-14	2-6	0-0	1-2	3	3	10	0	1	0	1	29
Shiller	3-7	3-4	0-0	0-2	2	1	9	1	1	0	1	25
Igbinsosa	0-0	0-0	0-0	0-2	2	0	0	0	1	0	0	3
Dildy	1-2	0-1	0-0	0-1	1	0	2	0	1	0	0	12
Bullock	0-0	0-0	0-0	1-1	2	2	0	1	2	0	0	13
				0-1	1							
TOTALS	21-54	8-16	7-15	10-26	36	18	57	11	10	1	5	200
	<i>.389</i>	<i>.500</i>	<i>.467</i>									

VIRGINIA	31	21	52
STANFORD	30	27	57

Officials: Darron George, Tony Padilla, Mark Maslona
 Technicals: none
 Attendance: 200

VIRGINIA 76 November 25, 2009
CLEVELAND ST. 65 Moon Palace Resort • Cancun, Mexico

VIRGINIA (4-2)

Player	FG	3FG	FT	O-D	Reb	PF	Pts	A	TO	Blk	Stl	Min
Scott (F)	6-10	0-0	3-4	4-4	8	0	15	3	2	0	0	36
Meyinsse (F)	1-2	0-0	0-0	1-1	2	3	2	0	0	0	0	11
Farrakhan (G)	4-7	3-5	0-0	0-1	1	1	11	2	4	1	0	33
Zeglinski (G)	4-7	2-5	0-0	0-3	3	1	10	4	3	0	2	38
Landesberg (G)	6-13	1-1	7-9	0-5	5	2	20	5	1	0	1	38
Evans	0-0	0-0	0-0	0-0	0	0	0	0	0	0	0	0+
Baker	0-2	0-0	0-1	0-0	0	0	0	1	0	0	0	9
Sene	0-2	0-0	0-0	1-0	1	0	0	0	0	0	0	6
Sherrill	7-9	4-5	0-0	2-4	6	3	18	2	0	1	3	24
Jones	0-1	0-1	0-0	0-2	2	0	0	0	0	0	0	5
				4-0	4							
TOTALS	28-53	10-17	10-14	12-20	32	10	76	17	10	2	6	200
	<i>.528</i>	<i>.588</i>	<i>.714</i>									

CLEVELAND STATE (3-3)

Player	FG	3FG	FT	O-D	Reb	PF	Pts	A	TO	Blk	Stl	Min
Cunningham (F)	2-5	2-4	0-0	0-4	4	1	6	0	0	0	0	24
Pogue (F)	5-5	0-0	3-6	0-4	4	2	13	4	1	2	1	37
Harmon (G)	3-9	1-7	0-0	0-2	2	0	7	1	3	0	1	24
Cole (G)	5-10	2-4	0-0	0-1	1	3	12	5	1	1	3	38
Brown (G)	2-4	0-1	0-0	2-1	3	5	4	4	2	0	1	36
James	0-0	0-0	0-0	0-0	0	1	0	0	0	0	0	3
Montgomery	5-8	3-4	1-1	0-1	1	1	14	0	0	0	0	20
Woods	0-0	0-0	0-0	0-0	0	0	0	0	0	0	0	0+
McCoy	0-0	0-0	0-0	0-0	0	0	0	0	0	0	0	0+
Ajere	3-4	0-0	0-1	0-2	2	2	6	0	2	0	1	8
Kamczyc	1-2	1-1	0-0	0-1	1	1	3	0	1	0	0	10
Latas	0-0	0-0	0-0	0-0	0	0	0	0	0	0	0	0+
				0-0	0							
TOTALS	26-47	9-21	4-8	2-16	18	16	65	14	10	3	7	200
	<i>.553</i>	<i>.429</i>	<i>.500</i>									

VIRGINIA	27	49	76
CLEVELAND ST.	34	31	65

Officials: Darryl Smith, Mark Maslona, Jeff Spedoske
 Technicals: none
 Attendance: 250

PENN STATE 69 November 30, 2009
VIRGINIA 66 John Paul Jones Arena • Charlottesville, Va.

PENN STATE (5-2)

Player	FG	3FG	FT	O-D	Reb	PF	Pts	A	TO	Blk	Stl	Min
Jackson (F)	1-4	0-0	0-0	3-4	7	3	2	0	0	1	0	28
Jones (F)	3-7	0-0	0-0	3-4	7	4	6	0	0	1	0	24
Brooks (F)	3-7	1-2	1-1	2-7	9	2	8	1	0	1	1	32
Battle (G)	9-15	5-9	9-13	0-4	4	3	32	4	4	0	1	38
Frazier (G)	4-8	0-2	3-5	0-2	2	3	11	5	1	0	1	26
Babb	1-5	0-3	4-6	0-2	2	0	6	2	2	0	1	24
Edwards	2-5	0-1	0-0	0-1	1	1	4	0	3	0	0	16
Borovnjak	0-0	0-0	0-0	0-0	0	1	0	0	0	0	0	1
Ott	0-1	0-0	0-0	0-2	2	0	0	0	0	0	0	11
				2-2	4							
TOTALS	23-52	6-17	17-25	10-28	38	17	69	12	10	3	4	200
	<i>.442</i>	<i>.353</i>	<i>.680</i>									

VIRGINIA (4-3)

Player	FG	3FG	FT	O-D	Reb	PF	Pts	A	TO	Blk	Stl	Min
Scott (F)	8-14	0-0	1-2	1-10	11	3	17	1	1	0	0	34
Meyinsse (F)	2-4	0-0	1-1	3-3	6	1	5	0	1	1	1	23
Farrakhan (G)	2-6	1-1	0-0	0-0	0	3	5	2	1	0	0	24
Zeglinski (G)	5-14	4-9	2-2	0-1	1	3	16	2	3	1	2	29
Landesberg (G)	6-13	2-2	4-8	3-2	5	5	18	2	1	1	0	33
Evans	0-0	0-0	0-0	0-0	0	4	0	0	0	0	0	1
Baker	1-3	0-0	0-0	0-1	1	3	2	0	0	0	1	20
Sherrill	0-2	0-2	0-0	0-4	4	2	0	1	0	0	0	20
Jones	1-5	1-1	0-0	0-0	0	1	3	0	1	0	0	16
				4-3	7							
TOTALS	25-61	8-15	8-13	11-24	35	25	66	10	8	3	4	200
	<i>.410</i>	<i>.533</i>	<i>.615</i>									

PENN STATE	21	48	69
VIRGINIA	27	39	66

Officials: Karl Hess, Les Jones, Brian Dorsey
 Technicals: none
 Attendance: 8,898

AUBURN 68 December 7, 2009
VIRGINIA 67 Beard-Eaves Coliseum • Auburn, Ala.

VIRGINIA (4-4)

Player	FG	3FG	FT	O-D	Reb	PF	Pts	A	TO	Blk	Stl	Min
Sherrill (F)	1-6	0-4	1-2	2-2	4	3	3	1	1	0	0	25
Meyinsse (F)	1-1	0-0	0-0	1-2	3	4	2	0	1	1	1	20
Farrakhan (G)	0-3	0-2	0-0	1-0	1	2	0	1	2	0	0	9
Zeglinski (G)	5-11	5-9	3-3	0-5	5	3	18	4	1	0	1	34
Landesberg (G)	8-20	0-1	4-5	0-3	3	1	20	1	2	0	0	35
Evans	2-5	0-0	0-0	0-2	2	3	4	5	0	0	3	18
Baker	1-3	0-2	0-0	1-0	1	2	2	1	1	0	0	10
Sene	1-1	0-0	0-0	1-2	3	3	2	0	1	3	0	20
Jones	6-8	4-4	0-0	0-2	2	0	16	0	0	0	1	29
				4-3	7							
TOTALS	25-58	9-22	8-10	10-21	31	21	67	13	9	4	6	200
	<i>.431</i>	<i>.409</i>	<i>.800</i>									

AUBURN (5-4)

Player	FG	3FG	FT	O-D	Reb	PF	Pts	A	TO	Blk
--------	----	-----	----	-----	-----	----	-----	---	----	-----

VIRGINIA 68 December 21, 2009
NJIT 37 John Paul Jones Arena • Charlottesville, Va.

NJIT (3-8)

Player	FG	3FG	FT	O-D	Reb	PF	Pts	A	TO	Blk	Stl	Min
Regis (F)	2-9	0-0	1-2	1-4	5	3	5	0	0	2	0	28
Flores (G)	2-7	0-3	0-0	0-1	1	1	4	1	4	0	1	32
Wilson (G)	3-11	2-5	3-6	2-2	4	1	11	1	1	0	0	24
Wilkerson (G)	3-7	2-3	1-2	0-6	6	2	9	2	2	0	1	31
Scott (G)	1-4	1-2	0-0	0-4	4	1	3	2	1	0	0	28
Lopez	0-1	0-0	0-0	2-3	5	1	0	0	0	0	0	9
Schickel, S.	1-5	1-4	0-0	0-1	1	0	3	1	1	0	0	22
Schickel, T.	1-2	0-0	0-0	0-1	1	1	2	0	2	0	1	12
Darnell	0-0	0-0	0-0	0-0	0	0	0	0	0	0	1	2
McCarthy	0-2	0-0	0-0	0-3	3	5	0	0	2	0	0	12
				0-1	1							
TOTALS	13-48	6-17	5-10	5-26	31	15	37	8	14	2	4	200
	<i>.271</i>	<i>.353</i>	<i>.500</i>									

VIRGINIA (5-4)

Player	FG	3FG	FT	O-D	Reb	PF	Pts	A	TO	Blk	Stl	Min
Sherrill (F)	3-6	2-4	0-0	2-2	4	0	8	2	1	0	0	22
Sene (C)	1-5	0-0	2-3	4-7	11	2	4	1	0	2	1	28
Baker (G)	4-8	1-2	0-0	0-2	2	1	9	1	1	0	1	22
Zeglinski (G)	3-5	2-4	0-0	2-2	4	2	8	0	1	2	0	23
Landesberg (G)	3-11	0-0	4-4	1-4	5	0	10	1	2	0	3	23
Browman	0-0	0-0	0-0	0-1	1	1	0	0	0	0	0	3
Evans	3-4	0-0	1-2	0-5	5	1	7	3	0	0	2	23
Farrakhan	0-5	0-1	0-0	0-2	2	0	0	2	0	0	0	16
Jonke	0-1	0-1	0-0	0-0	0	0	0	0	1	0	0	4
Kody	0-0	0-0	0-0	0-0	0	0	0	1	0	0	1	2
Jones	3-9	2-6	3-4	0-2	2	0	11	0	0	0	0	14
Spurlock	3-5	0-2	0-0	0-1	1	0	6	0	0	0	1	5
Tat	0-0	0-0	1-2	1-1	2	1	1	0	1	0	0	5
Meyinsse	1-3	0-0	2-2	3-2	5	1	4	1	0	1	2	10
				2-0	2							
TOTALS	24-62	7-20	13-17	15-31	46	9	68	12	7	5	11	200
	<i>.387</i>	<i>.350</i>	<i>.765</i>									

NJIT	19	18	37
VIRGINIA	32	36	68

Officials: Mike Wood, Mike Eades, Jose Carrion
 Technicals: none • Attendance: 7,264

VIRGINIA 72 December 30, 2009
#24 UAB 63 John Paul Jones Arena • Charlottesville, Va.

UAB (11-2)

Player	FG	3FG	FT	O-D	Reb	PF	Pts	A	TO	Blk	Stl	Min
Crawford (F)	5-9	0-1	4-6	0-2	2	5	14	1	1	0	0	26
Johnson (G)	2-7	0-0	1-4	1-3	4	3	5	5	2	0	1	39
Sanders (G)	2-9	1-6	0-1	3-3	6	1	5	0	1	1	0	35
Millsap (G)	13-22	1-2	0-0	4-7	11	3	27	1	4	0	1	34
Drake (G)	1-4	0-3	0-0	0-2	2	3	2	0	3	0	0	37
Cooper	2-2	0-0	0-4	1-1	2	2	4	0	2	0	1	16
Moore	1-1	0-0	0-0	0-0	0	0	2	0	0	0	0	4
Fields	1-3	0-2	0-0	0-0	0	0	2	0	0	0	0	5
Soko	1-2	0-0	0-0	2-0	2	1	2	0	0	0	0	4
				2-2	4							
TOTALS	28-59	2-14	5-15	13-20	33	18	63	7	13	1	3	200
	<i>.475</i>	<i>.143</i>	<i>.333</i>									

VIRGINIA (7-4)

Player	FG	3FG	FT	O-D	Reb	PF	Pts	A	TO	Blk	Stl	Min
Sherrill (F)	0-0	0-0	0-0	1-4	5	3	0	0	1	0	0	24
Sene (C)	0-1	0-0	1-2	2-0	2	0	1	0	0	2	0	7
Baker (G)	3-8	1-5	1-2	0-2	2	2	8	6	2	0	1	24
Zeglinski (G)	3-6	2-4	1-1	0-1	1	3	9	0	5	0	2	26
Landesberg (G)	6-16	0-0	7-10	2-4	6	3	19	4	2	1	0	34
Evans	3-4	1-1	2-2	0-0	0	2	9	3	0	0	2	21
Farrakhan	3-5	2-3	2-2	0-2	2	0	10	2	0	2	1	21
Jones	0-2	0-0	0-0	0-0	0	0	0	0	1	0	0	6
Scott	4-7	0-0	2-2	1-6	7	3	10	0	1	0	0	23
Meyinsse	3-3	0-0	0-0	1-2	3	1	6	0	0	1	0	14
				2-2	4							
TOTALS	25-52	6-13	16-21	9-23	32	17	72	15	12	6	6	200
	<i>.481</i>	<i>.462</i>	<i>.762</i>									

UAB	35	28	63
VIRGINIA	30	42	72

Officials: Raymond Styons, Brent Hampton, Patrick Adams
 Technicals: none
 Attendance: 9,444

VIRGINIA 80 December 23, 2009
HAMPTON 54 John Paul Jones Arena • Charlottesville, Va.

HAMPTON (2-10)

Player	FG	3FG	FT	O-D	Reb	PF	Pts	A	TO	Blk	Stl	Min
Funches (F)	3-9	0-1	4-4	6-4	10	1	10	1	3	2	2	33
Freeman (F)	3-7	0-0	2-4	1-0	1	3	8	0	2	1	1	31
Lola-Charles (C)	0-3	0-0	0-0	2-1	3	3	0	0	1	1	0	14
Pellum (G)	1-5	0-3	0-0	0-1	1	0	2	0	2	0	0	22
Simpson (G)	2-7	1-5	0-0	0-2	2	1	5	1	3	0	0	19
Brooks	0-1	0-1	0-2	0-0	0	1	0	5	1	0	0	17
Tunnell	0-1	0-0	0-0	0-0	0	0	0	0	0	0	0	7
Tolson	3-6	1-4	0-0	0-2	2	1	7	0	0	0	1	17
Morgan	6-12	4-7	2-2	1-0	1	1	18	0	1	0	1	26
Ntoko	1-2	0-0	0-0	0-1	1	0	2	0	0	0	1	2
Reed	1-1	0-0	0-0	0-1	1	0	2	0	0	0	0	10
Taylor	0-0	0-0	0-0	0-0	0	1	0	0	0	0	0	2
				2-2	4							
TOTALS	20-54	6-21	8-12	12-14	26	12	54	7	13	4	6	200
	<i>.370</i>	<i>.286</i>	<i>.667</i>									

VIRGINIA (6-4)

Player	FG	3FG	FT	O-D	Reb	PF	Pts	A	TO	Blk	Stl	Min
Sherrill (F)	4-8	1-4	0-0	2-2	4	1	9	2	1	0	1	26
Sene (C)	3-6	0-0	2-2	2-6	8	3	8	1	2	5	1	25
Baker (G)	2-4	1-2	0-0	2-0	2	0	5	4	0	0	0	18
Zeglinski (G)	4-9	3-8	2-2	0-1	1	0	13	2	0	1	2	21
Landesberg (G)	5-13	1-2	3-3	7-5	12	0	14	6	1	0	1	28
Browman	0-0	0-0	0-0	0-0	0	1	0	0	1	0	0	2
Evans	2-2	0-0	0-0	0-3	3	1	4	3	3	0	0	17
Farrakhan	3-5	2-2	2-2	1-0	1	1	10	2	0	0	0	16
Jonke	0-0	0-0	0-0	0-1	1	0	0	0	1	0	0	2
Kody	0-0	0-0	0-0	0-0	0	0	0	0	0	0	0	2
Jones	3-6	2-3	0-0	1-0	1	1	8	1	0	1	0	18
Spurlock	2-5	1-2	0-1	1-1	2	0	5	1	1	0	1	9
Tat	2-2	0-0	0-0	0-1	1	0	4	0	1	0	0	3
Meyinsse	0-0	0-0	0-0	0-1	1	4	0	0	0	0	0	13
				1-3	4							
TOTALS	30-60	11-23	9-10	17-24	41	12	80	22	11	7	6	200
	<i>.500</i>	<i>.478</i>	<i>.900</i>									

HAMPTON	28	26	54
VIRGINIA	48	32	80

Officials: Les Jones, Tim Nestor, John Gaffney
 Technicals: none • Attendance: 7,803

VIRGINIA 72 January 5, 2010
UTPA 53 John Paul Jones Arena • Charlottesville, Va.

TEXAS-PAN AMERICAN (1-15)

Player	FG	3FG	FT	O-D	Reb	PF	Pts	A	TO	Blk	Stl	Min
Valera (F)	4-7	0-0	3-4	1-5	6	2	11	1	1	1	0	25
Urbanus (G)	2-4	2-2	0-0	0-1	1	1	6	1	2	0	0	29
Hearn (G)	1-3	0-1	1-3	0-3	3	1	3	1	2	0	0	24
Maree (G)	5-10											

VIRGINIA **70** January 9, 2010
NC STATE **62** RBC Center • Raleigh, N.C.

VIRGINIA (9-4, 1-0)

Player	FG	3FG	FT	O-D	Reb	PF	Pts	A	TO	Blk	Stl	Min
Sherrill (F)	1-5	0-0	0-0	2-2	4	0	2	0	0	1	1	20
Scott (F)	5-11	0-0	4-4	1-6	7	3	14	2	3	0	0	30
Baker (G)	1-4	0-2	0-0	1-1	2	1	2	3	0	0	0	15
Zeglinski (G)	2-4	2-2	4-4	1-7	8	2	10	3	1	0	0	36
Landesberg (G)	7-14	1-1	8-8	1-4	5	3	23	0	2	1	1	32
Evans	1-3	0-1	0-0	0-1	1	2	2	2	1	0	2	10
Farrakhan	0-4	0-3	3-4	0-3	3	2	3	1	2	0	1	21
Jones	3-3	2-2	0-0	0-1	1	0	8	0	0	0	1	18
Meyinsse	3-6	0-0	0-0	3-2	5	3	6	0	1	2	0	18
				0-0	0							
TOTALS	23-54	5-11	19-20	9-27	36	16	70	11	10	4	6	200
	<i>.426</i>	<i>.455</i>	<i>.950</i>									

NC STATE (11-5, 0-2)

Player	FG	3FG	FT	O-D	Reb	PF	Pts	A	TO	Blk	Stl	Min
Smith (F)	6-12	0-0	6-10	3-6	9	2	18	2	2	0	0	33
Horne (F)	5-10	0-2	2-3	0-2	2	5	12	1	1	0	1	29
Gonzalez (G)	2-9	0-3	2-3	1-4	5	1	6	3	1	0	1	31
Wood (G)	2-5	2-4	0-0	1-0	1	2	6	1	0	0	0	32
Williams (G)	2-4	1-1	0-0	0-2	2	3	5	4	2	1	0	25
Howell	2-3	0-0	1-2	0-3	3	1	5	0	1	0	0	10
Degand	1-2	1-2	2-4	1-2	3	5	5	1	1	0	0	15
Vandenberg	1-2	0-0	0-0	0-1	1	0	2	0	0	1	0	7
Davis	0-3	0-0	0-0	2-0	2	0	0	0	0	0	0	9
Mays	0-2	0-2	3-4	0-0	0	0	3	2	1	0	0	9
				0-2	2							
TOTALS	21-52	4-14	16-26	8-22	30	19	62	14	9	2	2	200
	<i>.404</i>	<i>.286</i>	<i>.615</i>									

VIRGINIA	26	44	70	Officials:	Mike Wood, Bernard Clinton, Mike Eades
NC STATE	30	32	62	Technical:	none
				Attendance:	16,289

VIRGINIA TEAM AND INDIVIDUAL HIGHS FOR THE 2009-10 SEASON

Team		Individual	
Points:	85 vs. Longwood (85-72)	Points:	23 Sylven Landesberg vs. Longwood Sylven Landesberg at NC State
FG Att:	62 vs. NJIT (24-62)	FG Att:	20 Sylven Landesberg (8-20) at Auburn
FG Made:	30 on three occasions	FG Made:	10 Mike Scott (10-15) vs. UT-Pan American
FG %:	60.0 vs. Longwood (30-50)	FG %:⁽¹⁾	88.9 Mike Scott (8-9) vs. Rider
3-FG Att:	23 vs. Hampton (11-23)	3-FG Att:	9 Sammy Zeglinski (4-9) vs. Penn State; Zeglinski (5-9) at Auburn
3-FG Made:	11 vs. Hampton (11-23)	3-FG Made:	5 Sammy Zeglinski (5-9) at Auburn
3-FG %:	58.8 vs. Cleveland State (10-17)	3-FG %:⁽²⁾	100.0 Jeff Jones (4-4) at Auburn
FT Att:	27 vs. Oral Roberts (20-27)	FT Att:	10 Sylven Landesberg (7-10) vs. UAB
FT Made:	20 vs. Oral Roberts (20-27)	FT Made:	8 Sylven Landesberg (8-8) at NC State
FT %:	95.0 at NC State (19-20)	FT %:⁽¹⁾	100.0 Sylven Landesberg (8-8) at NC State
Rebounds:	46 vs. NJIT	Rebounds:	13 Mike Scott vs. Longwood
Assists:	22 vs. Hampton vs. UT-Pan American	Assists:	7 Calvin Baker vs. UT-Pan American
Turnovers:	16 vs. Longwood	Turnovers:	5 Sammy Zeglinski vs. Longwood; Zeglinski vs. UAB
Blocks:	7 vs. Hampton	Blocks:	5 Assane Sene vs. Hampton
Steals:	11 vs. NJIT	Steals:	4 Sammy Zeglinski vs. UT-Pan American
Fouls:	25 vs. Penn State		

OPPONENT TEAM AND INDIVIDUAL HIGHS FOR THE 2009-10 SEASON

Team		Individual	
Points:	72 by Longwood (72-85)	Points:	32 Talor Battle (Penn State)
FG Att:	61 by Longwood (29-61)	FG Att:	22 Elijah Millsap (13-22, UAB)
FG Made:	29 by Longwood (29-61)	FG Made:	13 Elijah Millsap (13-22, UAB)
FG%:	55.3 by Cleveland State (26-47)	FG %:⁽¹⁾	100.0 Aaron Pogue (5-5, Cleveland State) Brendon Knox (5-5, Auburn)
3-FG Att:	26 by Auburn (10-26)	3-FG Att:	9 Talor Battle (5-9, Penn State) Frankie Sullivan (4-9, Auburn)
3-FG Made:	10 by Auburn (10-26)	3-FG Made:	5 Talor Battle (5-9, Penn State)
3-FG %:	50.0 by Stanford (8-16)	3-FG %:⁽²⁾	100.0 Justin Leemow (3-3, USF)
FT Att:	26 by NC State (16-26)	FT Att:	13 Talor Battle (9-13, Penn State)
FT Made:	17 by Penn State (17-25)	FT Made:	9 Talor Battle (9-13, Penn State)
FT %:	72.2 by USF (13-18)	FT %:⁽¹⁾	100.0 Augustus Gilchrist (7-7, USF)
Rebounds:	38 by Penn State	Rebounds:	13 Landry Fields (Stanford)
Assists:	14 by Cleveland St, by NC State	Assists:	7 DeWayne Reed (Auburn)
Turnovers:	14 by five teams	Turnovers:	6 Augustus Gilchrist (USF)
Blocks:	5 by Rider	Blocks:	3 Augustus Gilchrist (USF)
Steals:	9 by Longwood	Steals:	4 Dominique Jones (USF)
Fouls:	20 by Oral Roberts		

VIRGINIA AND OPPONENT TEAM LOWS FOR THE 2009-10 SEASON

Virginia		Opponent	
Points:	49 at USF (49-66)	Points:	37 by NJIT (37-68)
FG Att:	45 vs. Stanford (17-45)	FG Att:	45 by USF (24-45)
FG Made:	17 at USF (17-52) vs. Stanford (17-45)	FG Made:	13 by NJIT (13-48)
FG %:	32.7 at USF (17-52)	FG %:	27.1 by NJIT (13-48)
3-FG Att:	11 at NC State (5-11)	3-FG Att:	11 by USF (5-11)
3-FG Made:	2 at USF (2-12)	3-FG Made:	2 by UAB (2-14)
3-FG %:	16.7 at USF (2-12)	3-FG %:	14.3 by UAB (2-14)
FT Att:	9 vs. UT-Pan American (5-9)	FT Att:	8 by Cleveland State (4-8)
FT Made:	5 vs. UT-Pan American (5-9)	FT Made:	4 by Cleveland State (4-8)
FT %:	55.6 vs. UT-Pan American (5-9)	FT %:	33.3 by UAB (5-15)
Rebounds:	24 at USF	Rebounds:	18 by Cleveland State
Assists:	7 at USF	Assists:	5 by UT-Pan American
Turnovers:	7 vs. NJIT	Turnovers:	9 by NC State
Blocks:	1 at USF	Blocks:	1 on three occasions
Steals:	4 vs. Penn State	Steals:	2 by NC State
Fouls:	9 vs. NJIT	Fouls:	12 by Hampton

(1) Min. 5 made; (2) Min. 3 made

THE CAVALIERS' RECORD IN 2009-10 WHEN UVa:

leads at halftime.....	6-3
trails at halftime.....	3-1
tied at halftime.....	0-0
goes into overtime.....	0-0
leads by 10 or more points.....	7-2
trails by 10 or more points.....	2-2
shoots 50% or better.....	5-0
shoots less than 50%.....	4-4
shoots less than 45%.....	2-4
shoots less than 40%.....	1-2
opponent shoots 50% or better.....	1-1
opponent shoots less than 50%.....	8-3
opponent shoots less than 45%.....	6-2
opponent shoots less than 40%.....	4-1
has higher FG% than opponent.....	8-0
has lower FG% than opponent.....	1-4
has same FG% as opponent.....	0-0
outrounds its opponent.....	8-0
is outrebounded by opponent.....	1-4
has same rebounds as opponent.....	0-0
has more offensive rebounds than opponent.....	8-2
has fewer offensive rebounds than opponent.....	1-2
has same offensive rebounds as opponent.....	0-0
has fewer turnovers than opponent.....	6-3
has more turnovers than opponent.....	2-1
has same turnovers as opponent.....	1-0
has fewer than 10 turnovers.....	1-3
opponent has fewer than 10 turnovers.....	1-0
shoots more FTs than opponent.....	6-1
shoots fewer FTs than opponent.....	3-3
shoots the same FTs as opponent.....	0-0
has game decided by 10 points or less.....	2-3
has game decided by 5 points or less.....	0-3
scores <60 points.....	0-2
scores 60-69 points.....	1-2
scores 70-79 points.....	6-0
scores 80-89 points.....	2-0
scores 90+ points.....	0-0
allows <60 points.....	5-1
allows 60-69 points.....	3-3
allows 70-79 points.....	1-0
allows 80-89 points.....	0-0
allows 90+ points.....	0-0
wins the tip.....	4-2
loses the tip.....	5-2

VIRGINIA IN ITS 9 WINS:

UVa's FG percentage.....	49.3 (244-495)
UVa's FT percentage.....	77.6 (125-161)
UVa's 3FG percentage.....	46.1 (65-141)
UVa's offensive rebounds /game.....	10.9 (98)
UVa's rebounds/game.....	38.0 (342)
UVa's rebound margin/game.....	+10.7 (38.0-27.3)
UVa's assists/game.....	15.6 (140)
UVa's turnovers/game.....	10.8 (97)
UVa's points/game.....	75.3 (678)
Opponent's FG percentage.....	40.3 (192-476)
Opponent's points./game.....	56.3 (507)
Opponent's turnovers/game.....	12.4 (112)
Opponent's FT attempts/game.....	14.0 (126)

VIRGINIA IN ITS 4 LOSSES:

UVa's FG percentage.....	38.9 (84-216)
UVa's FT percentage.....	67.2 (43-64)
UVa's 3FG percentage.....	34.3 (23-67)
UVa's offensive rebounds /game.....	9.5 (38)
UVa's rebounds/game.....	31.3 (125)
UVa's rebound margin/game.....	-4.7 (31.3-36.0)
UVa's assists/game.....	10.0 (40)
UVa's turnovers/game.....	9.8 (39)
UVa's points/game.....	58.5 (234)
Opponent's FG percentage.....	45.6 (93-204)
Opponent's points./game.....	65.0 (260)
Opponent's turnovers/game.....	11.5 (46)
Opponent's FT attempts/game.....	18.8 (75)

ADDITIONAL TEAM INFORMATION ...

Largest halftime lead:
 Largest halftime deficit:
 Largest halftime deficit overcome in a victory:
 Largest halftime lead surrendered in a loss:
 Largest deficit overcome in a victory:

Largest lead surrendered in a loss:
 Largest deficit at any time:
 Largest lead at any time:
 Most consecutive points scored:
 Most consecutive points allowed:

22 vs. Longwood, Nov. 13 (49-27)
 7 vs. Cleveland State, Nov. 25 (27-34)
 7 vs. Cleveland State, Nov. 25 (27-34)
 6 vs. Penn State, Nov. 30 (27-21)
 10 vs. Cleveland State, Nov. 25 (down 29-39 @ 17:33, 2nd Half)
 10 at NC State, Jan. 9 (down 33-43 @ 12:35, 2nd Half)
 11 at Auburn, Dec. 7 (led 25-14 @ 8:16, 1st Half)
 21 at USF, Nov. 16 (45-66 @ 0:57 2nd Half)
 33, vs. Rider, Nov. 19, (73-40 @ 4:28 2nd Half)
 12 vs. Oral Roberts, Nov. 21; vs. Hampton, Dec. 23 (twice)
 13 at USF, Nov. 16

VIRGINIA'S LEADING PERFORMERS IN 2009-10 ...

OPPONENT	SCORE	POINTS	REBOUNDS	ASSISTS
Longwood	85-72	Sylven Landesberg (23)	Mike Scott (13)	Three players (4)
at USF	49-66	Sylven Landesberg (14)	Jeff Jones (5), Mike Scott (5)	Three players (2)
Rider	79-46	Mike Scott (17)	Mike Scott (9)	Mike Scott (3)
Oral Roberts	76-55	Mike Scott (15)	Mike Scott (10)	Mustapha Farrakhan (4)
vs. Stanford	52-57	Jeff Jones (17)	Mike Scott (9)	Scott (3), Zeglinski (3)
vs. Cleveland State	76-65	Sylven Landesberg (20)	Mike Scott (8)	Sylven Landesberg (5)
Penn State	66-69	Sylven Landesberg (18)	Mike Scott (11)	Four players (2)
at Auburn	67-68	Sylven Landesberg (20)	Sammy Zeglinski (5)	Jontel Evans (5)
NJIT	68-37	Jeff Jones (11)	Assane Sene (11)	Jontel Evans (3)
Hampton	80-54	Sylven Landesberg (14)	Sylven Landesberg (12)	Sylven Landesberg (6)
#24 UAB	72-63	Sylven Landesberg (19)	Mike Scott (7)	Calvin Baker (6)
Texas-Pan American	72-53	Mike Scott (22)	Mike Scott (7)	Calvin Baker (7)
at NC State	70-62	Sylven Landesberg (23)	Sammy Zeglinski (8)	Baker (3), Zeglinski (3)

LED VIRGINIA IN...
SCORING

	'10	'09	'08	'07	Career
Landesberg	8	16			24
Scott	3	2	-		5
Jones	2	2	1		5
Baker	-	2	1		3
Zeglinski	-	1	-		1

REBOUNDING

	'10	'09	'08	'07	Career
Scott	9	13	8		30
Zeglinski	2	1	-		3
Landesberg	1	9			10
Sene	1	5			6
Jones	1	1	-		2
Baker	-	-	3		3
Meyinsse	-	-	1	-	1
Tat	-	-	-	1	1

ASSISTS

	'10	'09	'08	'07	Career
Zeglinski	5	13	-		18
Landesberg	5	8			13
Baker	4	11	5		20
Farrakhan	4	2	-		6
Scott	2	3	-		5
Evans	2				2
Tat	-	-	-	2	2
Jones	-	1	-		1

The Automated ScoreBook
Virginia Season Schedule/Results & Leaders (as of Jan 09, 2010)
All games

RECORD:	OVERALL	HOME	AWAY	NEUTRAL
ALL GAMES	9-4	7-1	1-2	1-1
CONFERENCE	1-0	0-0	1-0	0-0
NON-CONFERENCE	8-4	7-1	0-2	1-1

Date	Opponent	Score	Att.	High Points	High Rebounds
11/13/09	LONGWOOD	W 85-72	10787	(23)Sylvn Landesberg	(13)Mike Scott
11/16/09	at USF	L 49-66	4193	(14)Sylvn Landesberg	(5)Mike Scott (5)Jeff Jones
11/19/09	RIDER	W 79-46	8061	(17)Mike Scott	(9)Mike Scott
11/21/09	ORAL ROBERTS	W 76-55	8829	(15)Mike Scott	(10)Mike Scott
11/24/09	#vs Stanford	L 52-57	200	(17)Jeff Jones	(9)Mike Scott
11/25/09	#vs Cleveland State	W 76-65		(20)Sylvn Landesberg	(8)Mike Scott
11/30/09	PENN STATE	L 66-69	8898	(18)Sylvn Landesberg	(11)Mike Scott
12/07/09	at Auburn	L 67-68	5493	(20)Sylvn Landesberg	(5)Sammy Zeglinski
12/21/09	NJIT	W 68-37	7264	(11)Jeff Jones	(11)Assane Sene
12/23/09	HAMPTON	W 80-54	7803	(14)Sylvn Landesberg	(12)Sylvn Landesberg
12/30/09	UAB	W 72-63	9444	(19)Sylvn Landesberg	(7)Mike Scott
01/05/10	TEXAS-PANAMERICAN	W 72-53	7574	(22)Mike Scott	(7)Mike Scott
1/9/10	*at NC State	W 70-62	16289	(23)Sylvn Landesberg	(8)Sammy Zeglinski

* = Conference game

= Cancun, Mexico

Attendance Summary	Games	Attend	Avg/Game
Home	8	68660	8582
Away	3	25975	8658
Neutral	2	200	100
Total	13	94835	7295

The Automated ScoreBook
Virginia Points-Rebounds-Assists (as of Jan 09, 2010)
All games

Opponent	Date	Score		01	02	04	05	13	15	22
				EVANS,JONT	FARRAKHAN	BAKER,CALV	SENE,ASSAN	ZEGLINSKI,	LANDESBER	SHERRILL,W
LONGWOOD	11/13/09	85-72	w	4-2-1	17-5-4	DNP	DNP	14-6-4	23-6-4	DNP
at USF	11/16/09	49-66	L	2-0-0	3-1-2	5-2-1	DNP	2-0-2	14-2-2	2-1-0
RIDER	11/19/09	79-46	w	0-1-2	8-1-2	8-2-2	DNP	12-4-2	10-4-1	2-6-1
ORAL ROBERTS	11/21/09	76-55	w	0-0-0	13-2-4	4-0-2	8-7-0	13-3-1	14-7-3	3-3-0
vs Stanford	11/24/09	52-57	L	0-0-0	3-1-1	1-1-1	2-3-0	2-6-3	16-4-2	0-1-0
vs Cleveland State	11/25/09	76-65	w	0-0-0	11-1-2	0-0-1	0-1-0	10-3-4	20-5-5	18-6-2
PENN STATE	11/30/09	66-69	L	0-0-0	5-0-2	2-1-2	DNP	16-1-2	18-5-2	0-4-1
at Auburn	12/07/09	67-68	L	4-2-5	0-1-1	2-1-1	2-3-0	18-5-4	20-3-1	3-4-1
NJIT	12/21/09	68-37	w	7-5-3	0-2-2	9-2-1	4-11-1	8-4-0	10-5-1	8-4-2
HAMPTON	12/23/09	80-54	w	4-3-3	10-1-2	5-2-4	8-8-1	13-1-2	14-12-6	9-4-2
UAB	12/30/09	72-63	w	9-0-3	10-2-2	8-2-6	1-2-0	9-1-0	19-6-4	0-5-0
TEXAS-PAN AMERICAN	01/05/10	72-53	w	5-1-3	0-2-1	5-3-7	0-5-0	13-2-6	20-6-3	4-4-1
at NC State	1/9/10	70-62	w	2-1-2	3-3-1	2-2-3	DNP	10-8-3	23-5-0	2-4-0

Opponent	Date	Score		23	24	32	45	55
				JONES,JEFF	SPURLOCK,T	SCOTT,MIKE	TAT,SOLOMO	MEYINSSE,J
LONGWOOD	11/13/09	85-72	w	10-1-1	0-0-0	12-13-0	DNP	5-2-0
at USF	11/16/09	49-66	L	7-5-0	1-1-0	9-5-0	0-0-0	4-4-0
RIDER	11/19/09	79-46	w	11-1-0	3-2-0	17-9-3	4-4-0	4-2-2
ORAL ROBERTS	11/21/09	76-55	w	2-0-0	2-0-0	15-10-2	0-0-0	2-6-0
vs Stanford	11/24/09	52-57	L	17-1-0	DNP	7-9-3	DNP	4-8-0
vs Cleveland State	11/25/09	76-65	w	0-2-0	DNP	15-8-3	DNP	2-2-0
PENN STATE	11/30/09	66-69	L	3-0-0	DNP	17-11-1	DNP	5-6-0
at Auburn	12/07/09	67-68	L	16-2-0	DNP	DNP	DNP	2-3-0
NJIT	12/21/09	68-37	w	11-2-0	6-1-0	DNP	1-2-0	4-5-1
HAMPTON	12/23/09	80-54	w	8-1-1	5-2-1	DNP	4-1-0	0-1-0
UAB	12/30/09	72-63	w	0-0-0	DNP	10-7-0	DNP	6-3-0
TEXAS-PAN AMERICAN	01/05/10	72-53	w	1-1-0	0-1-0	22-7-1	0-0-0	2-1-0
at NC State	1/9/10	70-62	w	8-1-0	DNP	14-7-2	DNP	6-5-0

The Automated ScoreBook
Virginia Team Game-by-Game Comparison (as of Jan 09, 2010)
All games

Opponent	1st	2nd	Score	Mar	Total FG	FG Pct	3-Pointers	3FG Pct	Free Throws	FT Pct	Rebounds	Assist	T/Over	Block	Steal	Fouls
LONGWOOD	49/27	36/45	85-72	+13	30-50/29-61	.600/.475	6-14/8-22	.429/.364	19-24/6-10	.792/.600	36/21 +15	14/12	16/11	2/1	6/9	14/19
USF	27/31	22/35	49-66	(17)	17-52/24-45	.327/.533	2-12/5-11	.167/.455	13-17/13-18	.765/.722	24/35 (11)	7/11	9/14	1/4	5/6	17/17
RIDER	36/22	43/24	79-46	+33	29-56/17-51	.518/.333	7-16/7-23	.438/.304	14-19/5-12	.737/.417	42/27 +15	15/10	10/14	3/5	5/3	14/16
ORAL ROBERTS	41/35	35/20	76-55	+21	25-55/18-56	.455/.321	6-15/7-17	.400/.412	20-27/12-20	.741/.600	44/35 +9	12/7	10/14	3/3	5/4	17/20
Stanford	31/30	21/27	52-57	(5)	17-45/21-54	.378/.389	4-18/8-16	.222/.500	14-24/7-15	.583/.467	35/36 (1)	10/11	13/10	4/1	8/5	18/18
Cleveland State	27/34	49/31	76-65	+11	28-53/26-47	.528/.553	10-17/9-21	.588/.429	10-14/4-8	.714/.500	32/18 +14	17/14	10/10	2/3	6/7	10/16
PENN STATE	27/21	39/48	66-69	(3)	25-61/23-52	.410/.442	8-15/6-17	.533/.353	8-13/17-25	.615/.680	35/38 (3)	10/12	8/10	3/3	4/4	25/17
Auburn	34/32	33/36	67-68	(1)	25-58/25-53	.431/.472	9-22/10-26	.409/.385	8-10/8-17	.800/.471	31/35 (4)	13/12	9/12	4/3	6/4	21/15
NJIT	32/19	36/18	68-37	+31	24-62/13-48	.387/.271	7-20/6-17	.350/.353	13-17/5-10	.765/.500	46/31 +15	12/8	7/14	5/2	11/4	9/15
HAMPTON	48/28	32/26	80-54	+26	30-60/20-54	.500/.370	11-23/6-21	.478/.286	9-10/8-12	.900/.667	41/26 +15	22/7	11/13	7/4	6/6	12/12
UAB	30/35	42/28	72-63	+9	25-52/28-59	.481/.475	6-13/2-14	.462/.143	16-21/5-15	.762/.333	32/33 (1)	15/7	12/13	6/1	6/3	17/18
TEXAS-PAN AMERICAN	40/23	32/30	72-53	+19	30-53/20-48	.566/.417	7-12/4-14	.583/.286	5-9/9-13	.556/.692	33/25 +8	22/5	11/14	3/2	8/4	14/13
NC State	26/30	44/32	70-62	+8	23-54/21-52	.426/.404	5-11/4-14	.455/.286	19-20/16-26	.950/.615	36/30 +6	11/14	10/9	4/2	6/2	16/19

Note: Game totals are displayed in the format TEAM/OPPONENT for each category

The Automated ScoreBook
Virginia Game-by-Game Highs (as of Jan 09, 2010)
All games

Opponent	Date	Score	Points	Rebounds	Assists	Steals	Blocked shots
LONGWOOD	11/13/09	85-72	23-Sylvan Landesberg	13-Mike Scott	4-Sylvan Landesberg Mustapha Farrakhan Sammy Zeglinski	1-Mike Scott Jontel Evans Jeff Jones Sylvan Landesberg Mustapha Farrakhan Sammy Zeglinski	2-Mike Scott
at USF	11/16/09	49-66	14-Sylvan Landesberg	5-Jeff Jones Mike Scott	2-Sammy Zeglinski Mustapha Farrakhan Sylvan Landesberg	2-Sammy Zeglinski	1-Sammy Zeglinski
RIDER	11/19/09	79-46	17-Mike Scott	9-Mike Scott	3-Mike Scott	1-Calvin Baker Jeff Jones Will Sherrill Sammy Zeglinski Mustapha Farrakhan	2-Jerome Meyinsse
ORAL ROBERTS	11/21/09	76-55	15-Mike Scott	10-Mike Scott	4-Mustapha Farrakhan	1-Calvin Baker Sylvan Landesberg Jeff Jones Mike Scott Mustapha Farrakhan	2-Sylvan Landesberg
vs Stanford	11/24/09	52-57	17-Jeff Jones	9-Mike Scott	3-Sammy Zeglinski Mike Scott	2-Jeff Jones	1-Will Sherrill Mike Scott Sylvan Landesberg Jerome Meyinsse
vs Cleveland State	11/25/09	76-65	20-Sylvan Landesberg	8-Mike Scott	5-Sylvan Landesberg	3-Will Sherrill	1-Will Sherrill Mustapha Farrakhan
PENN STATE	11/30/09	66-69	18-Sylvan Landesberg	11-Mike Scott	2-Sylvan Landesberg Calvin Baker Mustapha Farrakhan Sammy Zeglinski	2-Sammy Zeglinski	1-Sylvan Landesberg Jerome Meyinsse Sammy Zeglinski
at Auburn	12/07/09	67-68	20-Sylvan Landesberg	5-Sammy Zeglinski	5-Jontel Evans	3-Jontel Evans	3-Assane Sene
NJIT	12/21/09	68-37	11-Jeff Jones	11-Assane Sene	3-Jontel Evans	3-Sylvan Landesberg	2-Sammy Zeglinski Assane Sene
HAMPTON	12/23/09	80-54	14-Sylvan Landesberg	12-Sylvan Landesberg	6-Sylvan Landesberg	2-Sammy Zeglinski	5-Assane Sene
UAB	12/30/09	72-63	19-Sylvan Landesberg	7-Mike Scott	6-Calvin Baker	2-Jontel Evans Sammy Zeglinski	2-Mustapha Farrakhan Assane Sene
TEXAS-PAN AMERICAN	01/05/10	72-53	22-Mike Scott	7-Mike Scott	7-Calvin Baker	4-Sammy Zeglinski	1-Assane Sene Mike Scott Jerome Meyinsse
at NC State	1/9/10	70-62	23-Sylvan Landesberg	8-Sammy Zeglinski	3-Sammy Zeglinski Calvin Baker	2-Jontel Evans	2-Jerome Meyinsse

The Automated ScoreBook
Virginia Team Game-by-Game (as of Jan 09, 2010)
All games

TEAM STATISTICS

Opponent	Date	Score	W	Total		3-Pointers		Free throws		Rebounds				pf	a	t/o	blk	stl	pts	avg
				fg-fga	pct	3fg-fga	pct	ft-fa	pct	off	def	tot	avg							
LONGWOOD	11/13/09	85-72	W	30-50	.600	6-14	.429	19-24	.792	5	31	36	36.0	14	14	16	2	6	85	85.0
at USF	11/16/09	49-66	L	17-52	.327	2-12	.167	13-17	.765	9	15	24	30.0	17	7	9	1	5	49	67.0
RIDER	11/19/09	79-46	W	29-56	.518	7-16	.438	14-19	.737	11	31	42	34.0	14	15	10	3	5	79	71.0
ORAL ROBERTS	11/21/09	76-55	W	25-55	.455	6-15	.400	20-27	.741	13	31	44	36.5	17	12	10	3	5	76	72.2
vs Stanford	11/24/09	52-57	L	17-45	.378	4-18	.222	14-24	.583	8	27	35	36.2	18	10	13	4	8	52	68.2
vs Cleveland State	11/25/09	76-65	W	28-53	.528	10-17	.588	10-14	.714	12	20	32	35.5	10	17	10	2	6	76	69.5
PENN STATE	11/30/09	66-69	L	25-61	.410	8-15	.533	8-13	.615	11	24	35	35.4	25	10	8	3	4	66	69.0
at Auburn	12/07/09	67-68	L	25-58	.431	9-22	.409	8-10	.800	10	21	31	34.9	21	13	9	4	6	67	68.8
NJIT	12/21/09	68-37	W	24-62	.387	7-20	.350	13-17	.765	15	31	46	36.1	9	12	7	5	11	68	68.7
HAMPTON	12/23/09	80-54	W	30-60	.500	11-23	.478	9-10	.900	17	24	41	36.6	12	22	11	7	6	80	69.8
UAB	12/30/09	72-63	W	25-52	.481	6-13	.462	16-21	.762	9	23	32	36.2	17	15	12	6	6	72	70.0
TEXAS-PAN AMERICAN	01/05/10	72-53	W	30-53	.566	7-12	.583	5-9	.556	7	26	33	35.9	14	22	11	3	8	72	70.2
at NC State	1/9/10	70-62	W	23-54	.426	5-11	.455	19-20	.950	9	27	36	35.9	16	11	10	4	6	70	70.2
Virginia		912		328-711	.461	88-208	.423	168-225	.747	136	331	467	35.9	204	180	136	47	82	912	70.2
Opponents		767		285-680	.419	82-233	.352	115-201	.572	108	282	390	30.0	215	130	158	34	61	767	59.0

Games played: 13
Points/game: 70.2
FG Pct: 46.1
3FG Pct: 42.3
FT Pct: 74.7

Rebounds/game: 35.9
Assists/game: 13.8
Turnovers/game: 10.5
Assist/turnover ratio: 1.3
Steals/game: 6.3
Blocks/game: 3.6

The Automated ScoreBook
Virginia Overall Team Statistics (as of Jan 09, 2010)
All games

TEAM STATISTICS	VA	OPP
SCORING	912	767
Points per game	70.2	59.0
Scoring margin	+11.2	-
FIELD GOALS-ATT	328-711	285-680
Field goal pct	.461	.419
3 POINT FG-ATT	88-208	82-233
3-point FG pct	.423	.352
3-pt FG made per game	6.8	6.3
FREE THROWS-ATT	168-225	115-201
Free throw pct	.747	.572
F-Throws made per game	12.9	8.8
REBOUNDS	467	390
Rebounds per game	35.9	30.0
Rebounding margin	+5.9	-
ASSISTS	180	130
Assists per game	13.8	10.0
TURNOVERS	136	158
Turnovers per game	10.5	12.2
Turnover margin	+1.7	-
Assist/turnover ratio	1.3	0.8
STEALS	82	61
Steals per game	6.3	4.7
BLOCKS	47	34
Blocks per game	3.6	2.6
WINNING STREAK	5	-
Home win streak	4	-
ATTENDANCE	68660	26175
Home games-Avg/Game	8-8582	3-8658
Neutral site-Avg/Game	-	2-100

Score by Periods	1st	2nd	Totals
Virginia	448	464	912
Opponents	367	400	767

The Automated ScoreBook
Virginia Season Box Score (as of Jan 09, 2010)
All games

RECORD:	OVERALL	HOME	AWAY	NEUTRAL
ALL GAMES	9-4	7-1	1-2	1-1
CONFERENCE	1-0	0-0	1-0	0-0
NON-CONFERENCE	8-4	7-1	0-2	1-1

##	Player	gp-gs	min	Total			3-Point		F-Throw		Rebounds								pts	avg		
				avg	fg-fga	fg%	3fg-fga	3fg%	ft-fa	ft%	off	def	tot	avg	pf	dq	a	to			blk	stl
15	Sylvan Landesberg	13-13	406	31.2	78-172	.453	7-17	.412	58-73	.795	19	51	70	5.4	25	1	34	25	6	9	221	17.0
	Conference-Only...	1-1	32	32.0	7-14	.500	1-1	1.000	8-8	1.000	1	4	5	5.0	3	0	0	2	1	1	23	23.0
32	Mike Scott	10-9	288	28.8	58-101	.574	0-0	.000	22-31	.710	22	64	86	8.6	27	1	15	17	4	3	138	13.8
	Conference-Only...	1-1	30	30.0	5-11	.455	0-0	.000	4-4	1.000	1	6	7	7.0	3	0	2	3	0	0	14	14.0
13	Sammy Zeglinski	13-13	378	29.1	46-94	.489	32-63	.508	16-20	.800	4	40	44	3.4	29	0	33	25	5	18	140	10.8
	Conference-Only...	1-1	36	36.0	2-4	.500	2-2	1.000	4-4	1.000	1	7	8	8.0	2	0	3	1	0	0	10	10.0
23	Jeff Jones	13-3	235	18.1	31-72	.431	18-40	.450	14-19	.737	2	15	17	1.3	2	0	2	6	2	8	94	7.2
	Conference-Only...	1-0	18	18.0	3-3	1.000	2-2	1.000	0-0	.000	0	1	1	1.0	0	0	0	0	0	1	8	8.0
02	Mustapha Farrakhan	13-7	281	21.6	24-70	.343	13-33	.394	22-25	.880	4	18	22	1.7	17	0	26	19	3	6	83	6.4
	Conference-Only...	1-0	21	21.0	0-4	.000	0-3	.000	3-4	.750	0	3	3	3.0	2	0	1	2	0	1	3	3.0
04	Calvin Baker	12-5	214	17.8	19-53	.358	5-20	.250	8-11	.727	5	13	18	1.5	15	0	31	8	0	7	51	4.3
	Conference-Only...	1-1	15	15.0	1-4	.250	0-2	.000	0-0	.000	1	1	2	2.0	1	0	3	0	0	0	2	2.0
22	Will Sherrill	12-6	219	18.3	19-44	.432	9-22	.409	4-6	.667	19	27	46	3.8	21	0	10	7	3	7	51	4.3
	Conference-Only...	1-1	20	20.0	1-5	.200	0-0	.000	0-0	.000	2	2	4	4.0	0	0	0	0	1	1	2	2.0
55	Jerome Meyinsse	13-6	221	17.0	17-31	.548	0-0	.000	12-17	.706	19	29	48	3.7	28	0	3	5	10	6	46	3.5
	Conference-Only...	1-0	18	18.0	3-6	.500	0-0	.000	0-0	.000	3	2	5	5.0	3	0	0	1	2	0	6	6.0
05	Assane Sene	8-3	122	15.3	9-25	.360	0-0	.000	7-13	.538	13	27	40	5.0	15	1	2	3	14	2	25	3.1
	Conference-Only...	0-0	0	0.0	0-0	.000	0-0	.000	0-0	.000	0	0	0	0.0	0	0	0	0	0	0	0	0.0
01	Jontel Evans	13-0	162	12.5	16-25	.640	2-5	.400	3-4	.750	0	15	15	1.2	18	0	22	13	0	13	37	2.8
	Conference-Only...	1-0	10	10.0	1-3	.333	0-1	.000	0-0	.000	0	1	1	1.0	2	0	2	1	0	2	2	2.0
24	Tristan Spurlock	7-0	36	5.1	7-16	.438	2-7	.286	1-3	.333	2	5	7	1.0	3	0	1	3	0	2	17	2.4
	Conference-Only...	0-0	0	0.0	0-0	.000	0-0	.000	0-0	.000	0	0	0	0.0	0	0	0	0	0	0	0	0.0
45	Solomon Tat	6-0	16	2.7	4-5	.800	0-0	.000	1-3	.333	2	5	7	1.2	1	0	0	2	0	0	9	1.5
	Conference-Only...	0-0	0	0.0	0-0	.000	0-0	.000	0-0	.000	0	0	0	0.0	0	0	0	0	0	0	0	0.0
10	Tom Jonke	3-0	9	3.0	0-1	.000	0-1	.000	0-0	.000	0	2	2	0.7	0	0	0	2	0	0	0	0.0
	Conference-Only...	0-0	0	0.0	0-0	.000	0-0	.000	0-0	.000	0	0	0	0.0	0	0	0	0	0	0	0	0.0
00	Doug Browman	3-0	6	2.0	0-0	.000	0-0	.000	0-0	.000	0	1	1	0.3	2	0	0	1	0	0	0	0.0
	Conference-Only...	0-0	0	0.0	0-0	.000	0-0	.000	0-0	.000	0	0	0	0.0	0	0	0	0	0	0	0	0.0
11	Thomas Kody	3-0	7	2.3	0-2	.000	0-0	.000	0-0	.000	1	0	1	0.3	1	0	1	0	0	1	0	0.0
	Conference-Only...	0-0	0	0.0	0-0	.000	0-0	.000	0-0	.000	0	0	0	0.0	0	0	0	0	0	0	0	0.0
	Team										24	19	43									
	Team										0	0	0									
	Total.....	13	2600		328-711	.461	88-208	.423	168-225	.747	136	331	467	35.9	204	3	180	136	47	82	912	70.2
	Conference-Only...	1	200		23-54	.426	5-11	.455	19-20	.950	9	27	36	36.0	16	0	11	10	4	6	70	70.0
	Opponents.....	13	2600		285-680	.419	82-233	.352	115-201	.572	108	282	390	30.0	215	-	130	158	34	61	767	59.0
	Conference-Only...	1	200		21-52	.404	4-14	.286	16-26	.615	8	22	30	30.0	19	2	14	9	2	2	62	62.0

Score by Periods	1st	2nd	Totals
Virginia	448	464	912
Opponents	367	400	767