

VIRGINIA

2009-10 Men's Basketball Game Notes



Virginia Cavaliers

14-12 (5-8 ACC)

VS.



#5 Duke Blue Devils

24-4 (11-2 ACC)

Game #27
February 28
John Paul Jones Arena
Charlottesville, Va.

- **Television:** FSN
(Rich Waltz, Dan Bonner, Jenn Hildreth)
Virginia Sports Network
- **Radio:** (Dave Koehn and Cory Alexander)

2009-10 SCHEDULE/RESULTS

11/13	LONGWOOD		W 85-72
11/16	at USF	BHSN	L 49-66
11/19	RIDER (Cancun Challenge)		W 79-46
11/21	ORAL ROBERTS (Cancun Challenge)		W 76-55
11/24	vs. Stanford #	CBS CS	L 52-57
11/25	vs. Cleveland State #	CBS CS	W 76-65
11/30	PENN STATE ^	ESPN2	L 66-69
12/7	at Auburn	CSN+/CSS	L 67-68
12/21	NJIT		W 68-37
12/23	HAMPTON		W 80-54
12/30	#24 UAB		W 72-63
1/5	TEXAS-PAN AMERICAN		W 72-53
1/9	at NC State *	Raycom	W 70-62
1/13	#20 GEORGIA TECH *		W 82-75
1/16	#23 MIAMI *	ESPNU	W 75-57
1/18	UNC WILMINGTON		W 69-67
1/23	at Wake Forest *	Raycom	L 57-69
1/28	VIRGINIA TECH *	CSN	L 71-76 (ot)
1/31	at North Carolina *	FSN	W 75-60
2/3	NC STATE *	ESPNU	W 59-47
2/6	WAKE FOREST *	Raycom	L 61-64 ot
2/13	at Virginia Tech *	Raycom (Split)	L 55-61
2/15	at Maryland *	ESPN360.com	L 66-85
2/17	FLORIDA STATE *	ESPNU	L 50-69
2/20	at Clemson *	RSN	L 49-72
2/23	at Miami *	RSN	L 62-74
2/28	#5 DUKE *	FSN	7:45 pm
3/3	at Boston College *	ESPNU	9:00 pm
3/6	MARYLAND *	Raycom	1:30 pm
3-11-14	at ACC Tournament (Greensboro, N.C.)		

All Times are ET and subject to change

- # Cancun Challenge (Moon Palace Resort, Cancun, Mexico)
- ^ Big Ten/ACC Challenge
- * ACC Game

BHSN Bright House Sports Network (also on ESPN360 and Full Court)
 CBS CS CBS College Sports
 CSN Comcast SportsNet
 CSN+ Comcast SportsNet Plus
 CSS Comcast/Charter Sports Southeast
 FSN Fox Sports Net (ACC Sunday Night Hoops)
 RSN Regional Sports Networks

TONIGHT'S GAME:

- Virginia returns home for just its second home game in the past three weeks
- UVa is looking to snap a six-game losing streak, its longest of the season

SERIES HISTORY:

- Duke leads 110-48 (Duke leads 35-33 in Charlottesville, 1-1 at JPJA)
- Duke has won the last three meetings
- Tonight's game is the only regular season meeting between the schools this season

AGAINST RANKED OPPONENTS:

- Duke is Virginia's fourth opponent of the season to be ranked by the AP
- UVa is 3-0 this season vs. ranked opponents, with all three games played at home (def. #24 UAB 72-63 on Dec. 30, def. #20 Georgia Tech 82-75 on Jan. 13 and def. #23 Miami 75-57 on Jan. 16)
- The Cavaliers are 7-5 vs. ranked opponents at JPJA (5-4 vs. ACC)

HIGHLY RANKED OPPONENT:

- At No. 5, Duke is the highest ranked opponent Virginia has played this season
- Virginia's last win over a top-five opponent was an 87-84 win over No. 3 Duke on Feb. 28, 2002 (exactly eight years ago) at University Hall

70 IS A MAGIC NUMBER:

- Scoring 70 points has been the magic number for the Cavaliers this season
- Virginia is 11-1 this season when scoring at least 70 points and 3-11 this season when scoring less than 70 points

POSSIBLE STARTING LINEUP

G	4	Calvin Baker	Sr.	3.3 ppg	1.3 rbg	1.9 apg
• Has 44 assists this season to just 19 turnovers						
G	13	Sammy Zeglinski	So.	9.0 ppg	3.8 rbg	2.7 apg
• Leads the team with 51 3-point field goals this season						
G	15	Sylen Landesberg	So.	17.4 ppg	5.0 rbg	2.8 apg
• Nine 20-point games this season						
F	32	Mike Scott	Jr.	12.8 ppg	7.2 rbg	1.3 apg
• Six double-doubles this season						
F	55	Jerome Meynsse	Sr.	5.1 ppg	4.0 rbg	0.7 blk
• Averaging 6.1 ppg and 4.5 rpg in ACC play						

Virginia Athletics Media Relations • 154 John Paul Jones Arena, PO Box 400853, Charlottesville, VA 22904 • Office: (434) 982-5500 • Fax: (434) 982-5525

Rich Murray (Primary Men's Basketball Contact)
Steve Kirkland (Secondary Men's Basketball Contact)

Office: (434) 982-5530
 Office: (434) 982-5535

Cell: (434) 981-4942
 Cell: (434) 825-5241

Email: rmurray@virginia.edu
 Email: skirkland@virginia.edu

ASSOCIATED PRESS POLL (2/22)

1.	Kansas	26-1
2.	Kentucky	26-1
3.	Purdue	23-3
4.	Syracuse	25-2
5.	Duke	23-4
6.	Kansas State	22-4
7.	Villanova	22-4
8.	West Virginia	21-5
9.	Ohio State	21-7
10.	New Mexico	25-3
11.	Georgetown	18-7
12.	Pittsburgh	21-6
13.	BYU	25-3
14.	Michigan State	21-7
15.	Butler	25-4
16.	Vanderbilt	20-6
17.	Wisconsin	20-7
18.	Gonzaga	22-5
19.	Tennessee	20-6
20.	Temple	22-5
21.	Texas	21-6
22.	Texas A&M	19-7
23.	Richmond	22-6
24.	Baylor	20-6
25.	Northern Iowa	24-3

Receiving Votes: UTEP, **Virginia Tech**, Maryland, Missouri, Illinois, Xavier, Marquette, Louisville, Mississippi State Oklahoma State, Utah State, **Wake Forest**, Murray State, Cornell, **Clemson**.

ESPN/USA TODAY COACHES POLL (2/22)

1.	Kansas	26-1
2.	Kentucky	26-1
3.	Purdue	23-3
4.	Syracuse	25-2
5.	Duke	23-4
6.	Kansas State	22-4
7.	West Virginia	21-5
8.	Villanova	22-4
9.	Ohio State	21-7
10.	Butler	25-4
11.	BYU	25-3
12.	New Mexico	25-3
13.	Georgetown	18-7
14.	Michigan State	21-7
15.	Gonzaga	22-5
16.	Pittsburgh	21-6
17.	Tennessee	20-6
18.	Temple	22-5
19.	Wisconsin	20-7
20.	Vanderbilt	20-6
21.	Texas	21-6
22.	Northern Iowa	24-3
23.	Texas A&M	19-7
24.	Richmond	22-6
24.	UTEP	20-5

Receiving Votes: Baylor, **Virginia Tech**, Maryland, Utah State, Cornell, Xavier, **Clemson**, UNLV, Missouri, **Georgia Tech**, Murray State, Saint Mary's.

2009-10 opponents in bold

LAST TIME OUT:

- UVa suffered a 74-62 loss at Miami on Tuesday
- Sylven Landesberg had a career-high six 3-pointers and had a game-high 27 points (his ninth 20-point game of the season)

BIG WINS, CLOSE LOSSES:

- 10 of Virginia's 14 wins this season have been by double digits
(The Cavaliers had just five double-digit wins all of last season)
- Six of Virginia's 12 losses this season have been by six points or less (including two overtime losses)

CAVALIERS SURPASS WIN TOTAL:

- Through 26 games of the regular season, Virginia has already surpassed its win total of 10 from last season with 14 this season
- UVa has five ACC wins this season, one more than last season (four)

LANDESBERG EARNS ACC HONORS:

- Sylven Landesberg was named ACC Player of the Week on Feb. 1 for his play the week before against Virginia Tech and North Carolina
- It is the second time he has been honored this season (Jan. 18)

TAKING CARE OF THE BALL:

- Virginia currently ranks 11th nationally in fewest turnovers a game at 10.7 turnovers per game
- Last season, the Cavaliers averaged 14.8 tpg, ranking 242nd nationally
- Virginia has had 10 or fewer turnovers in 14 games this season
- UVa ranks 32nd nationally in assist-to-turnover ratio at 1.23
- Last season, UVa ranked 245th nationally with a 0.84 A/TO ratio

THEY CALL THEM FREE THROWS FOR A REASON:

- Virginia ranks second in the ACC and 13th nationally in free throw percentage at 75.0 percent (336-448)
- UVa is shooting 76.3 percent from the line (167-219) in ACC play, best in the conference
- From the 12:57 mark of the second half at NC State (1/9) to the 5:56 mark of the first half vs. Georgia Tech (1/13), the Cavaliers made 22 consecutive free throws as a team
- Four different Cavaliers have had a free throw streak of at least 10 makes this season

AT JOHN PAUL JONES ARENA:

- Virginia is 49-20 all-time at John Paul Jones Arena
- The Cavaliers are 11-4 at JPJA this season

THE NEXT SEVEN DAYS

Wed. Feb. 24	Thur. Feb. 25	Fri. Feb. 26	Sat. Feb. 27	Sun. Feb. 28	Mon. Mar 1	Tue. Mar. 2
Radio Show Virginia Sports Network - 7:06 pm				GAMEDAY Duke 7:45 pm	ACC Teleconference Tony Bennett - noon Radio Show Virginia Sports Network - 7:06 pm	

This is a tentative schedule of media opportunities. The schedule is subject to change.

2009-10 VIRGINIA CAVALIERS

No.	Player	Pos.	Yr.	Ht.	Hometown	PPG	RBG	Other	Minutes
0	Doug Browman (<i>Brow-man</i>) • Joined the program as a walk-on	G	Fr.	5-11	Midlothian, Va.	0.0	0.3	--	1.8
1	Jontel Evans • Career-high six assists at North Carolina	G	Fr.	5-11	Hampton, Va.	2.5	1.3	1.8 apg	15.5
2	Mustapha Farrakhan (<i>Moo-sta-fa Fair-uh-con</i>) • Tied a career high with 17 points vs. Longwood	G	Jr.	6-4	Harvey, Ill.	6.1	1.6	1.7 apg	19.2
4	Calvin Baker • Has 44 assists this season to just 19 turnovers	G	Sr.	6-2	Newport News, Va.	3.3	1.3	1.9 apg	16.8
5	Assane Sene (<i>Uh-Sahn Sen</i>) • Career-high five blocks vs. Hampton	C	So.	7-0	Saint-Louis, Senegal	1.8	3.7	0.9 blk	12.8
10	Tom Jonke (<i>Yonk-ee</i>) • Joined the program as a walk-on	G	Sr.	6-0	Commack, N.Y.	0.0	0.5	--	2.5
11	Thomas Kody • Joined the program as a walk-on	G	Fr.	6-3	McLean, Va.	0.0	0.3	0.3 apg	2.0
13	Sammy Zeglinski (<i>Zuh-glin-ski</i>) • Leads the team with 51 3-point field goals this season	G	So.	6-0	Philadelphia, Pa.	9.0	3.8	2.7 apg	29.0
15	Sylven Landesberg (<i>Sill-ven Lan-des-berg</i>) • Nine 20-point games this season	G	So.	6-6	Flushing, N.Y.	17.4	5.0	2.8 apg	32.0
22	Will Sherrill • Career-high 18 points vs. Cleveland State in Cancun	F	Jr.	6-9	New York, N.Y.	3.1	3.2	0.5 apg	16.2
23	Jeff Jones • Averaging 11.0 ppg in the last four games	G	Jr.	6-4	Chester, Pa.	7.0	1.3	0.4 apg	17.2
24	Tristan Spurlock • 2008-09 Virginia Mr. Basketball by the Roanoke Times	G/F	Fr.	6-8	Woodbridge, Va.	2.2	0.7	0.1 apg	4.6
32	Mike Scott • Six double-doubles this season	F	Jr.	6-8	Chesapeake, Va.	12.8	7.2	1.3 apg	27.9
45	Solomon Tat • Four points and four rebounds vs. Rider	G/F	Sr.	6-5	Jos Plateau, Nigeria	1.2	0.8	--	2.6
55	Jerome Meyinsse (<i>Me-yin-see</i>) • Averaging 6.1 ppg and 4.5 rpg in ACC play	F/C	Sr.	6-9	Baton Rouge, La.	5.1	4.0	0.7 blk	20.6

BIOS NOT IN THE MEDIA GUIDE

#0 DOUG BROWMAN

5-11 • 182 • G • Fr.
Midlothian, Va. • Montrose Christian School

WORTH NOTING

- Lettered three times in basketball at Montrose Christian School and one year at James River High School
- Joined the Virginia program as a walk-on after going through a tryout during the 2009-10 preseason practice period

HIGH SCHOOL

- Played one year of basketball and was a starting guard for head coach Joe Amado at James River High School before attending Montrose Christian School
- Lettered three times in basketball for head coach Stu Vetter at Montrose Christian School
- Earned Scholar-Athlete honors
- Inducted into the National Society of High School Scholars in 2008
- Vice-president of the student body as a senior at Montrose Christian School during the 2008-09 academic year

PERSONAL

- Douglas Reid Browman, Jr.
- Born April 9, 1991, in Richmond, Va.
- Parents are Barbara and Doug Browman
- Has an older sister, Andrea
- Enjoys golf

#10 TOM JONKE

6-0 • 170 • G • Sr.
Commack, N.Y. • Commack

WORTH NOTING

- Honored as the Male Athlete of the Year at Commack High School as a senior in 2005-06
- Earned two letters each in volleyball, basketball and track and field at Commack High School
- Joined the Virginia program as a walk-on after going through a tryout during the 2009-10 preseason practice period

AT VIRGINIA

- Served as a men's basketball team manager the last three years

HIGH SCHOOL

- Lettered twice in basketball for head coach Mike Schmitz at Commack H.S.
- Earned Academic All-Suffolk County honors twice
- Also lettered twice in volleyball as an outside hitter and twice in track and field as a competitor in the pentathlon
- Two-time All-Division selection in volleyball and the team captain as a senior
- Earned All-League honors in track and field as a junior and All-Division honors as a senior when he was the Division I Pentathlon Champion
- Captain of the track and field team as a senior
- President of the National Honor Society, vice-president of the Boys' Leaders Corps and a member of the Math and Italian honor societies
- Four-year High Honor Roll student
- Earned an International Baccalaureate Diploma

PERSONAL

- Thomas John Jonke
- Born Aug. 2, 1988, in Commack, N.Y.
- Parents are Kitty and John Jonke
- Has an older brother, Daniel, and a younger brother, Michael
- Has volunteered for the March of Dimes
- Economics major

DOUBLE TIME

DOUBLE-DOUBLES

	2009-10	Career
Mike Scott	6	16
Sylvan Landesberg	1	1

DOUBLE-FIGURE SCORING GAMES

	2009-10	Career
Sylvan Landesberg	24	47
Mike Scott	19	39
Calvin Baker	–	26
Sammy Zeglinski	14	24
Jeff Jones	10	21
Mustapha Farrakhan	9	13
Jerome Meyinsse	3	5
Will Sherrill	1	1
Solomon Tat	–	1

20-POINT SCORING GAMES

	2009-10	Career
Sylvan Landesberg	9	21
Mike Scott	3	4
Jeff Jones	–	1
Sammy Zeglinski	–	1

30-POINT SCORING GAMES

	2009-10	Career
Sylvan Landesberg	–	1

DOUBLE-FIGURE REBOUNDING GAMES

	2009-10	Career
Mike Scott	6	20
Assane Sene	1	4
Sylvan Landesberg	1	2

DEFENSE!!! ... DEFENSE!!! ... DEFENSE!!!:

- Virginia ranks fourth in the ACC and 51st nationally in points allowed per game at 63.2 ppg
- It is a 9.3 ppg improvement from last season when UVa allowed 72.5 ppg, which ranked 294th nationally

INCREASED SCORING:

- Three Cavalier players are scoring at least 2.5 pts more per game than they did last season
- Jerome Meyinsse, who is scoring 3.4 ppg more than last season, leads the group

'Hoos Scoring More:			
Player	'09 PPG	'10 PPG	Diff
Meyinsse	1.7	5.1	+3.4
Sherrill	0.1	3.1	+3.0
Scott	10.3	12.8	+2.5

LONG RANGE FIRING:

- Against both Penn State and Cleveland State, the Cavaliers shot over 50.0 percent from 3-point range
- Against Penn State, Virginia shot 53.3 percent (8-15) from 3-point range
- Against Cleveland State, Virginia shot 58.8 percent (10-17) from 3-point range
- It was the first time the Cavaliers shot over 50.0 percent from long range in consecutive games since doing it against Ohio and Tennessee in 2000-01
- Virginia also shot over 50.0 percent from 3-point range vs. Texas-Pan American (7-12, 58.3 percent)

SHARP SHOOTING 'HOOS:

- At North Carolina on Jan. 31 the Cavaliers shot 51.9 percent from the floor, the seventh time this season they have shot at least 50.0 percent from the field
- Last season, UVa shot 50.0 percent just four times all season (28 games)

PARTY LIKE IT'S 1995:

- This season's team accomplished several feats that haven't been done at Virginia since the 1994-95 season
- Virginia's first 3-0 start in the ACC since 1994-95
- UVa was the last unbeaten team in ACC play for the first time since 1994-95
- The last time UVa had three ranked wins 15 games into a season was in 1994-95
- That 1994-95 team included UVa assistant coach Jason Williford, UVa strength and conditioning coach Mike Curtis and UVa radio analyst Cory Alexander

'HOOS HONORED BY ANDY KATZ:

- Virginia was honored as the ESPN.com Weekly Watch Team of the Week on Jan. 18 in Andy Katz's weekly column
- The Cavaliers defeated #20 Georgia Tech and #23 Miami the previous week

HISTORIC NIGHT IN THE DEAN DOME:

- Virginia set several marks in its 75-60 win at North Carolina on Jan. 31
- The 15-point margin was UVa's largest ever in Chapel Hill
- It was the most lopsided home loss of the Roy Williams' era at UNC

JPJA RECOGNIZED:

- John Paul Jones Arena was named the best new college basketball arena of the decade by SI.com
- The arena was recognized in Seth Davis' story about the highlights of the decade

LANDESBERG CLIMBS SCORING LIST:

- Sylvan Landesberg has scored 917 career points, which is sixth in school history for players through their sophomore season
- Bryant Stith, UVA's all-time leading scorer, had the most points by a Cavalier through his sophomore season with 1,179

UVa Career Scoring Leaders Through Soph. Season

1. Bryant Stith (1989-90)	1,179
2. Jeff Lamp (1978-79)	1,126
3. Ralph Sampson (1980-81)	1,093
4. Chris Williams (1999-00)	984
5. Harold Deane (1994-95)	924
6. Sylvan Landesberg (2009-10)	917
7. Junior Burrough (1992-93)	890

LANDESBERG IS THE TOP SCORER:

- Sylvan Landesberg is the top active career scoring average leader in the ACC at 17.0 ppg for his career

LANDESBERG A CONSISTENT SCORER:

- Sylvan Landesberg has scored in double figures in 24 of 26 games this season
- In one of the games he was held to single digits (7 vs. NC State), he contributed a career-high nine assists
- Landesberg has scored 20 or more points nine times this season

SCOTT DOUBLING IT UP:

- Mike Scott had a double-double (20 pts, 13 rebs) at Virginia Tech on Feb. 13, his sixth of the season and his 16th career double-double
- His 16 double-doubles rank 12th in school history

EVANS STEPS UP:

- Jontel Evans has raised his play over the last 19 games, compared to the first seven games of the season
- He has increased his scoring, rebounding, assist, steal and minutes averages

Jontel Evans' Averages

	1st 7 Gms	Last 19 Gms
Points	0.9	3.2
Rebounds	0.4	1.6
Assists	0.4	2.3
Steals	0.3	1.4
Minutes	7.4	18.5

MEYINSSE SHINES:

- Jerome Meyinsse has developed into a strong inside presence for the Cavaliers in ACC play
- In ACC play, he is averaging 6.1 points and 4.5 rebounds per game this season, after averaging 0.9 point and 1.0 rebound per game in ACC play over his first three seasons
- He set ACC career-highs with 13 points and seven rebounds at Miami on Feb. 23

TRI-CAPTAINS NAMED:

- The three senior members of the team, Calvin Baker, Jerome Meyinsse and Solomon Tat, were named the team's tri-captains by head coach Tony Bennett
- Bennett announced his decision to the team on Jan. 8, the day before the Cavaliers' first ACC game of the season at NC State on Jan. 9.

DEFENSE SHINES AGAINST NJIT:

- The UVA defense put up a strong performance in the 68-37 win over NJIT
- NJIT's 37 points were the fewest allowed by the Cavaliers since 1996-97 (34 vs. UMBC) and is tied for the second fewest allowed in the shot clock era
- NJIT's 13 made FGs is tied for the fourth lowest total allowed by the Cavaliers since 1953
- NJIT's 27.1% shooting (13-48) was the lowest percentage allowed by the Cavaliers since Longwood shot 25.8% (16-62) against the Cavaliers on Feb. 13, 2007

ON THE LINE

CONSECUTIVE MADE FREE THROWS

	Current	Season High	Career High
Zeglinski	7	16	16
Meyinsse	3	7	7
Spurlock	3	3	3
Scott	2	14	14
Jones	2	8	13
Sene	2	3	5
Farrakhan	1	11	19
Evans	1	2	2
Landesberg	1	27	27
Baker	-	6	25
Sherrill	-	3	4
Tat	-	1	9

VIRGINIA'S CONSECUTIVE FREE THROW STREAKS OF 10 OR MORE THIS SEASON

Sylvan Landesberg	27 (1/9-1/18)
Sylvan Landesberg	18 (1/31-2/6)
Sammy Zeglinski	16 (11/21-1/23)
Mike Scott	14 (1/5-2/3)
Sylvan Landesberg	13 (11/16-11/24)
Sylvan Landesberg	12 (12/7-12/30)
Mustapha Farrakhan	11 (1/9-1/16)

* active

AND ONES*

	2009-10	Career
Landesberg	9	26
Meyinsse	7	9
Farrakhan	3	4
Scott	2	8
Jones	2	8 (1)
Spurlock	1	1
Zeglinski	1 (1)	2 (1)
Baker	-	2
Tat	-	1

(#) - number of four-point plays

* Times making a basket when fouled and making the ensuing free throw too

HEAD COACH TONY BENNETT

FIRST SEASON AT VIRGINIA

Alma Mater: Wisc.-Green Bay '92
 Hometown: Green Bay, Wisc.
 Born: June 1, 1969



CAREER RECORD

at Virginia	14-12	1 season
at Washington State	69-33	3 seasons
CAREER	83-45	4 seasons

VS. RANKED OPPONENTS (AP)

at Virginia	3-0
at Washington State	11-13
CAREER	14-13

AT VIRGINIA

- First coach in UVa history to win his first three ACC games

AT WASHINGTON STATE

- 2007 National Coach of the Year
- Led the Cougars to the 2007 and 2008 NCAA Tournaments
- 2008 NCAA Sweet Sixteen
- Led WSU to the highest ranking in school history (No. 4)

PLAYING CAREER

- Played for his father, Dick Bennett, at UWGB
- Two-time Mid-Continent Conference Player of the Year
- Finished career as the all-time leading scorer in conference history with 2,285 points
- Still the NCAA career 3-point percentage leader at 49.7 percent
- 1992 Frances Pomeroy Naismith Award (best senior player under six-feet tall)
- 1992 GTE Academic All-American of the Year
- Played three seasons in the NBA with Charlotte Hornets (1992-95)

SHERRILL EN FUEGO SOUTH OF THE BORDER:

- Against Cleveland State in Cancun, junior forward Will Sherrill had his career game
- He set career highs with 18 points, seven FGs, four 3FGs, two assists, three steals and tied a career high with six rebounds
- Prior to the game, Sherrill had scored just 15 points in his career, and his career high in a game was three points

CAVALIERS SHOOT WELL AGAINST LONGWOOD:

- The Cavaliers shot 60.0% (30-50) from the field vs. Longwood
- It marked the first time Virginia shot 60.0% or higher since shooting 61.0% (36-59) against Long Island on Nov. 17, 2000

CAVALIERS 11TH IN ACC POLL:

- Virginia was picked 11th in the ACC preseason poll of media attending ACC Operation Basketball on Oct. 25
- Duke and North Carolina tied for first in the poll, followed by Clemson, Georgia Tech, Maryland, Wake Forest, Florida State, Virginia Tech, Boston College, Miami, Virginia and NC State

FIVE SIGN WITH VIRGINIA:

- Virginia signed five players to National Letters of Intent in November for the 2010 recruiting class
- The five players are 6-4 guard K.T. Harrell of Montgomery, Ala.; 6-6 guard Joe Harris from Chelan, Wash.; 6-9 forward James Johnson of Wildomar, Calif.; 6-7 wing Akil Mitchell of Charlotte, N.C.; and 6-8 forward Will Regan of Williamsville, N.Y.

UP NEXT:

- The Cavaliers make their final road trip of the regular season on Wednesday as they visit Boston College
- Game time is set for 9 p.m. and the game will be broadcast on ESPNU

THE LAST TIME ...

VIRGINIA INDIVIDUALS

- **Scored 30 points:** Sylvan Landesberg (32) vs. Boston College (2/4/09)
- **Scored 40 points:** Sean Singletary (41) at Miami (3/1/08)
- **Two players with 20 points:** Mike Scott (22) and Sylvan Landesberg (20) vs. UT-Pan American (1/5/10)
- **Three players with 20 points:** Chris Williams (27), Roger Mason, Jr. (22) and Donald Hand (20) vs. Duke (1/5/00)
- **Four players with 20 points:** Chris Williams (23), Donald Hand (22), Adam Hall (21), and Travis Watson (20) vs. Georgetown (3/15/00)
- **A player with back-to-back 25-point games:** Sylvan Landesberg, 26 at Georgia Tech (12/28/08), 25 vs. Xavier (1/3/09)
- **One player scored in double figures:** Sylvan Landesberg (14) at USF (11/16/09)
- **Five players scored in double figures:** Sylvan Landesberg (20), Will Sherrill (18), Mike Scott (15), Mustapha Farrakhan (11), Sammy Zeglinski (10), vs. Cleveland State (11/25/09)
- **Six players scored in double figures:** Sean Singletary (27), Adrian Joseph (13), Jamil Tucker (13), Mamadi Diane (12), Calvin Baker (11), Laurynas Mikalauskas (11), vs. Maryland (3/9/08)
- **Seven players scored in double figures:** Cornel Parker (20), Junior Burrough (15), Ted Jeffries (14), Cory Alexander (13), Jason Williford (12), Yuri Barnes (11) and Doug Smith (11) vs. Clemson (1/13/93)
- **Had 15 rebounds:** Mike Scott (15) vs. Hampton (12/23/08)
- **Had 20 rebounds:** Travis Watson (20) vs. Wofford (1/2/03)
- **Had 25 rebounds:** Bob Mortell (25) vs. Washington & Lee (2/27/60)
- **Two players with 10 rebounds:** Sylvan Landesberg (11) and Mike Scott (10) at Maryland (1/20/09)
- **Three players with 10 rebounds:** Yuri Barnes (13), Jason Williford (12) and Junior Burrough (11) vs. Rice (12/4/93)
- **Double-Double:** Mike Scott (20 pts, 13 rebs) at Virginia Tech (2/13/10)
- **Two players had a double-double:** Adrian Joseph (23 pts, 11 rebs) and Mike Scott (10 pts, 13 rebs) at Penn (11/23/07)
- **Three players had a double-double:** Jason Williford (10 pts, 15 rebs), Ted Jeffries (23 pts, 10 rebs), and Cornel Parker (11 pts, 11 rebs) at William & Mary (1/25/93)
- **Double-Double with points and assists:** Sean Singletary (22 pts, 10 assts) vs. Old Dominion (3/24/08)
- **Triple-Double:** Ralph Sampson (15 pts, 22 rebs, 10 blks) vs. Old Dominion (12/29/79)
- **Four Double-Doubles in a row:** Travis Watson (29 pts, 12 rebs) at NC State (2/6/02), (20 pts, 10 rebs) vs. Clemson (2/10/02), (17 pts, 10 rebs) vs. UNC (2/12/02), (13 pts, 12 rebs) at Wake (2/17/02)
- **20 points and 20 rebounds:** Travis Watson (21 pts, 20 rebs) vs. Wofford (1/2/03)
- **10 assists:** Sean Singletary (10) vs. Old Dominion (3/24/08)
- **5 Blocked Shots:** Assane Sene (5) vs. Hampton (12/23/09)
- **5 Steals:** Sammy Zeglinski (5) vs. Florida State (1/24/09)
- **Led UVA in Points, Rebounds and Assists:** Sylvan Landesberg (22 pts, 6 rebs, 5 assts) vs. Georgia Tech (1/13/10)
- **Hit a last second shot to win a game:** Sean Singletary vs. Duke (2/1/07) [jumper with one second in OT]; J.R. Reynolds vs. Loyola Marymount (12/23/04) [layup with 1.5 seconds in regulation]
- **Played every minute:** Sylvan Landesberg (45) vs. Clemson (2/15/09)
- **Played 40 or more minutes:** Sammy Zeglinski (40) and Mike Scott (40) vs. Virginia Tech (1/28/10)

VIRGINIA TEAM

- **Won in Overtime:** vs. Clemson, 85-81 (2/15/09)
- **Lost in Overtime:** vs. Wake Forest, 61-64 (2/6/10)
- **Played Two Overtimes:** vs. Maryland, L 89-92 (2/19/05)
- **Played Three Overtimes:** vs. Georgetown, L 111-115 (3/15/00)
- **Shot 70 percent for a Half:** 72.2% (13-18) vs. Wake Forest 2nd Half (2/24/96)
- **Shot 60 percent in a Game:** 60.0% (30-50) vs. Longwood (11/13/09)
- **Shot less than 30 percent in a Game:** 27.9% (17-61) vs. North Carolina (3/10/06)
- **Shot 90 percent from the free throw line:** 90.9% (20-22) at Maryland (2/15/10)
- **Shot 50 percent from 3-point line:** 58.3% (7-12) vs. UT-Pan American (1/5/10)
- **Shot less than 30 percent in a half:** 21.4% (6-28) in 2nd Half vs. Wake Forest (2/6/10)
- **Shot less than 20 percent in a half:** 13.6% (3-22) in 1st Half vs. Florida State (1/24/09)
- **Shot 55 percent or better and lost:** 56.9% (29-51) vs. Duke (3/14/03)
- **Attempted 50 FTs:** 52 (made 34) vs. Howard (12/12/94)
- **Made 30 FTs:** 31 (36 att.) vs. Tennessee (3/18/07)
- **Made 10 3-pt FGs:** 10 at Miami (2/23/10)
- **Failed to make a 3-pt FG:** at Georgia Tech (12/4/05)
- **Had 50 rebounds:** 50 vs. North Carolina (1/15/09)
- **Had 25 assists:** 27 vs. Howard (11/21/01)
- **Had 15 steals:** 16 vs. NC State (2/24/08)
- **Had 10 blocks:** 10 at Virginia Tech (1/10/09)
- **Scored 50 pts in a half:** 50 vs. Liberty, 2nd half (11/25/08)
- **Scored 60 pts in a half:** 60 vs. Gonzaga, 1st half (1/3/07)
- **Scored 70 pts in a half:** 70 vs. Coastal Carolina, 2nd half (11/20/00)
- **Scored 100 pts (ACC):** 103 vs. Maryland (1/16/07)
- **Scored 100 pts (non-conf):** 107 vs. VMI (11/16/08)
- **Scored under 20 pts in 1st half:** 15 at Wake (1/23/10)
- **Scored under 20 pts in 2nd half:** 12 vs. UNC (2/11/98)
- **Scored under 50 pts in a game:** 49 at Clemson (2/20/10)

OPPONENT INDIVIDUALS

- **Scored 30 points:** Greivis Vasquez (30), Maryland (2/15/10)
- **Scored 35 points:** J.J. Redick (40), Duke (1/28/06)
- **Scored 40 points:** J.J. Redick (40), Duke (1/28/06)
- **Scored 50 points:** Len Chappell (50), Wake (2/12/62)
- **Two players with 20 points:** Tyrese Rice (20) and Rakim Sanders (20), Boston College (2/4/09)
- **Three players with 20 points:** Seth Curry (26), Kyle Ohman (26), Anthony Smith (21), Liberty (11/25/08)
- **Two players with 30 points:** Trevor Powell (31) and Tony Smith (31), Marquette (2/3/90)
- **Five players scored in double figures:** Zachery Peacock (19), Iman Shumpert (15), Derrick Favors (12), Gani Lawal (12), Mfon Udofia (10), Georgia Tech (1/13/10)
- **Six players scored in double figures:** Chris Paul (21), Justin Gray (17), Eric Williams (15), Jamaal Levy (12), Taron Downey (11) and Vyatas Danelius (10), Wake Forest (1/2/05)
- **Seven players scored in double figures:** Stanley Burrell (15), Drew Lavender (13), C.J. Anderson (12), B.J. Raymond (12), Josh Duncan (11), Charles Bronson (11), and Jason Love (10), at Xavier (1/3/08)
- **Double-Double:** Julian Gamble (13 pts, 12 rebs), at Miami (2/23/10)
- **Double-Double with points and assists:** Eric Hayes (10 pts, 11 assts), at Maryland (1/20/09)

- **Two players had a double-double:** Donte Green (20 pts, 10 rebs) and Paul Harris (10 pts, 14 rebs), Syracuse (12/5/07)
- **Had 15 rebounds:** Trevor Booker (15), at Clemson (3/3/09)
- **Had 20 rebounds:** Tim Duncan (23), Wake (2/22/97)
- **Had 10 assists:** Eric Hayes (11), at Maryland (1/20/09)
- **5 Blocked Shots:** Michael Freeman (5), Hampton (12/23/08)
- **5 Steals:** Al Nolen (5), Minnesota (12/2/08)
- **Hit a last second shot to win a game:** Deron Washington of Virginia Tech (1/16/08) [0.0 seconds in overtime]

OPPONENT TEAM

- **Shot less than 30 percent in a Game:** 27.1% (13-48) NJIT (12/21/09)
- **Shot less than 30 percent in a Game (ACC):** 29.0% (20-69), Wake Forest (2/24/96)
- **Shot 60 percent in a Game:** 63.8% (37-58), at Xavier (1/3/08)
- **Shot 55 percent or better and lost:** 55.3% (26-47), Cleveland State (11/25/09)
- **Scored 100 pts:** 108, at Xavier (1/3/08)
- **Scored 60 pts in a half:** 60, at Miami, 2nd half (3/1/08)
- **Scored under 20 pts in 1st half:** 19, NJIT (12/21/09)
- **Scored under 20 pts in 2nd half:** 19, NC State (2/3/10)
- **Scored under 50 pts in a game:** 47, NC State (2/3/10)
- **Had 25 assists:** 27, at Xavier (1/3/08)
- **Had 15 steals:** 15, VMI (11/16/08)
- **Had 10 blocks:** 10 vs. North Carolina (1/15/09)
- **Failed to make a 3-pt FG:** vs. Arizona State (11/27/99)

JOHN PAUL JONES ARENA RECORDS

VIRGINIA PLAYERS

Points: 40, J.R. Reynolds vs. Wake Forest, 1/21/07
Most 1st Half Points: 23, Sean Singletary vs. Virginia Tech, 1/16/08
Most 2nd Half Points: 26, Sylvan Landesberg vs. Boston College, 2/4/09
Rebounds: 18, Mike Scott vs. VMI, 11/16/08
Field Goals: 13, Sylvan Landesberg vs. Boston College, 2/4/09
Field Goal Attempts: 23, Sylvan Landesberg vs. Boston College, 2/4/09
Field Goal Pct.: 1.000 (6-6), Sammy Zeglinski vs. Clemson, 2/15/09
3-Point Field Goals: 7, Sean Singletary vs. Gonzaga, 1/3/07
3-Point FG Attempts: 12, Sean Singletary vs. Gonzaga, 1/3/07
3-Point FG Pct.: 1.000 (3-3), Sammy Zeglinski vs. Georgia Tech, 2/24/07
Free Throws Made: 14, Sean Singletary vs. Hampton, 12/16/06
Free Throw Attempts: 14, Sylvan Landesberg vs. Florida State, 1/24/09
FT Pct.: 1.000 (14-14), Sylvan Landesberg vs. Florida State, 1/24/09
Assists: 10, three times by Sean Singletary last vs. Old Dominion, 3/24/08
Steals: 7, Sean Singletary vs. NC State, 2/24/08
Blocks: 5, Assane Sene vs. Hampton, 12/23/09

VIRGINIA TEAM

Most Points: 108 vs. Gonzaga, 1/3/07
Fewest Points: 50 vs. Florida State, 2/17/10
Most 1st Half: 60 vs. Gonzaga, 1/3/07
Fewest 1st Half: 16, vs. Florida State, 1/24/09
Most 2nd Half: 57 vs. Arizona, 11/12/06
Fewest 2nd Half: 21 vs. Wake Forest, 2/6/10
Rebounds: 54 vs. UMES, 11/26/06
Field Goals: 43 vs. VMI, 11/16/08
Field Goal Attps.: 82 vs. UNC, 1/15/09
Field Goal Pct.: .600 (30-50) vs. Longwood, 11/13/09
3-Pt. FG: 18 vs. Gonzaga, 1/3/07
3-Pt. FG Attempts: 36 vs. Georgia Tech, 1/27/08
3-Point FG Pct.: .625 (10-16) vs. Virginia Tech, 3/1/07
Free Throws: 39 vs. Maryland, 1/16/07
FT Attempted: 49 vs. Maryland, 1/16/07
Free Throw Pct.: 1.000 (8-8) vs. Wake Forest, 2/28/09
Assists: 24 vs. Howard, 11/14/07
Steals: 24 vs. VMI, 11/16/08
Steals: 16 vs. NC State, 2/24/08
Blocks: 12 vs. Longwood, 2/13/07
Most Turnovers: 21 vs. Longwood, 12/7/07
Fewest Turnovers: 21 vs. Hampton, 12/19/07
Fewest Turnovers: 6 vs. Boston Coll., 1/19/08

OPPONENT PLAYERS

Points: 32, K.C. Rivers Clemson, 2/7/08
Most 1st Half Points: 32, Talor Battle Penn State, 11/30/09
Most 2nd Half Points: 17, four times Last by Elijah Millsap UAB, 12/30/09
Rebounds: 28, Talor Battle Penn State, 11/30/09
Field Goals: 16, Al Thornton Florida State, 2/17/07
Field Goal Attempts: 13, Elijah Millsap UAB, 12/30/09
Field Goal Pct.: .875 (7-8), Ahmed Grant UNC Wilmington, (1/18/10)
3-Point Field Goals: 8, K.C. Rivers Clemson, 2/7/08
3-Pt. FG Attempts: 12, Jeremy Crouch Bradley, 3/26/08
3-Pt. FG Pct.: 1.000 (3-3), Ty Lawson North Carolina, 1/15/09
Free Throws Made: 1.000 (3-3), Dorenzo Hudson Virginia Tech, 1/28/10
FT Attempted: 15, Tyler Hansbrough North Carolina, 1/15/09
FT Pct.: 1.000 (8-8), Tyrese Rice North Carolina, 1/15/09
Assists: 10, three times by Sean Singletary last vs. Old Dominion, 3/24/08
Steals: 11, Cliff Hammonds Clemson, 2/7/08
Steals: 4, seven times Last by Chad Tomko UNC Wilmington, 1/18/10
Blocks: 6, Eric Hall Radford, 11/21/08

OPPONENT TEAM

Most Points: 97, VMI, 11/16/08
Fewest Points: 37, NJIT, 12/21/09
Most 1st Half: 50, North Carolina, 1/15/09
Fewest 1st Half: 18, NC State, 2/24/08
Most 2nd Half: 61, Gonzaga, 1/3/07
Fewest 2nd Half: 18, NJIT, 12/21/09
Rebounds: 47, Virginia Tech, 1/16/08
Field Goals: 37, VMI, 11/16/08
Field Goal Attps.: 79, VMI, 11/16/08
Field Goal Pct.: .566 (30-53) Liberty, 11/25/08
3-Pt. FG: 16, Clemson, 2/7/08
3-Pt. FG Attempts: 39, Hartford, 12/30/07
3-Point FG Pct.: .615 (16-26) Clemson, (2/7/08)
Free Throws: 26, Boston College, 2/4/09
FT Attempted: 31, Boston College, 2/4/09
Free Throw Pct.: .944 (17-18) American, 12/28/06
Assists: 22, Clemson, 2/7/08
Steals: 15, VMI, 11/16/08
Blocks: 10, Radford, 11/21/08
Most Turnovers: 25, NC State, 2/24/08
Fewest Turnovers: 6, Miami, 2/3/07

RECORD AT JPJA

2006-07 to present 69 games..... 49-20

LONGEST WIN STREAK

12 games
from 1/16/07 vs. Maryland through 11/27/07 vs. Northwestern

LONGEST LOSING STREAK

3 games
from 1/27/08 vs. Georgia Tech through 2/12/08 vs. North Carolina

from 1/15/09 vs. North Carolina through 2/4/09 vs. Boston College

MISCELLANEOUS

Biggest Comeback: 19 points vs. Arizona, 11/12/06
Biggest Lead Given up in a Loss: 14 points vs. Bradley, 3/26/08
Largest Lead: 45 points vs. Northwestern, 11/27/07
Biggest Deficit: 38 points vs. Clemson, 2/7/08
Largest Margin of Victory: 42 points, vs. Northwestern, 11/27/07
Largest Margin of Defeat: 31 points, vs. Clemson, 2/7/08
Overtime Games (Record): 6 (2-4)
 Last: 61-64 loss vs. Wake Forest, 2/6/10



CALVIN BAKER

#4

Senior • Guard • 6-2 • 190 • Newport News, Va. • Woodside

2009-10 SEASON:

- Team Tri-Captain
- Missed season opener after having arthroscopic surgery on Oct. 27 to remove a loose piece of cartilage in his right knee.
- Made season debut at USF and had five points
- Had eight points vs. Rider
- Had nine points vs. NJIT in his first start of the season
- Had five points and a season-high four assists vs. Hampton
- Had eight points and six assists vs. #24 UAB
- Had five points and tied a career high with seven assists vs. UTPA
- Had five points vs. Florida State

SINGLE GAME BESTS (at Virginia)

POINTS

Season: 9 vs. NJIT (12/21/09)
 Career: 18 at Clemson (3/3/09)
 ACC: 18 at Clemson (3/3/09)

REBOUNDS

Season: 3 vs. UT-Pan American (1/5/10)
 Career: 8 vs. Howard (11/14/07)
 ACC: 7 at Georgia Tech (3/3/08)

FG MADE

Season: 4 vs. NJIT (12/21/09)
 Career: 7 on three occasions
 ACC: 7 on three occasions

FG ATTEMPTS

Season: 8 vs. NJIT (12/21/09), vs. UAB (12/30/09)
 Career: 15 vs. Duke (3/5/08)
 ACC: 15 vs. Duke (3/5/08)

3 PT FG MADE

Season: 1 on eight occasions
 Career: 4 vs. Northwestern (11/27/07)
 ACC: 3 on three occasions

3 PT FG ATTEMPTS

Season: 5 vs. UAB (12/30/09)
 Career: 7 vs. Syracuse (12/5/07), vs. Ga Tech (1/27/08)
 ACC: 7 vs. Georgia Tech (1/27/08)

FT MADE

Season: 4 vs. Rider (11/19/09)
 Career: 6 vs. Virginia Tech (2/18/09)
 ACC: 6 vs. Virginia Tech (2/18/09)

FT ATTEMPTS

Season: 4 vs. Rider (11/19/09), vs. Miami (1/16/10)
 Career: 6 on four occasions
 ACC: 6 on three occasions

ASSISTS

Season: 7 vs. UT-Pan American (1/5/10)
 Career: 7 vs. VMI (11/16/08), vs. UTPA (1/5/10)
 ACC: 6 vs. Maryland (3/7/09)

TURNOVERS

Season: 3 at UNC (1/31/10), vs. FSU (2/17/10)
 Career: 5 on five occasions
 ACC: 5 on four occasions

BLOCKS

Season: --
 Career: 2 vs. UNC (2/12/08), vs. BC (2/4/09)
 ACC: 2 vs. UNC (2/12/08), vs. BC (2/4/09)

STEALS

Season: 1 on 10 occasions
 Career: 4 on three occasions
 ACC: 4 at Georgia Tech (3/3/08)

MINUTES

Season: 27 at Miami (2/23/10)
 Career: 35 at Clemson (3/3/09)
 ACC: 35 at Clemson (3/3/09)


2009-10 GAME-BY-GAME:

Opponent	GP-GS	FG-FGA	3FG-3FGA	FT-FTA	Off-Def	Total	A	TO	Blk	Stl	PF	Min	Pts
Longwood	DNP												
at USF	1-0	2-4	1-1	0-0	1-1	2	1	0	0	0	2	15	5
Rider	2-0	2-5	0-1	4-4	0-2	2	2	2	0	1	2	18	8
Oral Roberts	3-0	1-5	0-2	2-2	0-0	0	2	0	0	1	0	18	4
vs. Stanford	4-0	0-3	0-1	1-2	0-1	1	1	1	0	1	2	18	1
vs. Cleveland St	5-0	0-2	0-0	0-1	0-0	0	1	0	0	0	0	9	0
Penn State	6-0	1-3	0-0	0-0	0-1	1	2	0	0	1	3	20	2
at Auburn	7-0	1-3	0-2	0-0	1-0	1	1	1	0	0	2	10	2
NJIT	8-1	4-8	1-2	0-0	0-2	2	1	1	0	1	1	22	9
Hampton	9-2	2-4	1-2	0-0	2-0	2	4	0	0	0	0	18	5
UAB	10-3	3-8	1-5	1-2	0-2	2	6	2	0	1	2	24	8
UTPA	11-4	2-4	1-2	0-0	0-3	3	7	1	0	1	0	26	5
at NC State	12-5	1-4	0-2	0-0	1-1	2	3	0	0	0	1	15	2
Georgia Tech	13-6	1-2	0-0	0-0	0-1	1	0	2	0	0	1	11	2
Miami	14-6	1-2	0-1	2-4	0-1	1	2	0	0	0	1	15	4
UNCW	15-6	0-2	0-1	0-0	1-0	1	1	0	0	1	0	7	0
at Wake	DNP												
Virginia Tech	DNP												
at UNC	16-6	1-2	1-1	0-0	1-0	1	1	3	0	0	1	18	3
NC State	17-6	2-6	1-2	0-1	0-0	0	1	1	0	0	2	23	5
Wake	18-6	0-3	0-2	0-0	0-1	1	3	0	0	0	0	15	0
at Va Tech	19-6	1-4	0-2	0-0	0-2	2	1	1	0	1	3	21	2
at Maryland	20-6	1-4	0-2	0-0	0-1	1	1	0	0	0	1	12	2
Florida State	21-7	2-2	1-1	0-0	0-2	2	0	3	0	0	0	20	5
at Clemson	22-7	0-1	0-0	0-0	0-0	0	0	0	0	0	0	3	0
at Miami	23-8	1-6	0-2	0-0	1-1	2	3	1	0	1	0	27	2

CAREER STATISTICS (at Virginia)

Year	G-GS	Min-Avg.	FG-FGA	Pct.	3FG-3FGA	Pct.	FT-FTA	Pct.	Off-Def.	Reb-Avg.	PF-DQ	Ast	TO	Blk	Stl	Pts-Avg
2006-07																
ACC																
2007-08	33-8	835-25.3	103-247	.417	41-110	.373	37-55	.673	19-67	86-2.6	62-0	79	57	5	29	284-8.6
ACC	16-8	448-28.0	55-133	.414	20-53	.377	24-32	.750	9-37	46-2.9	30-0	34	29	4	19	154-9.6
2008-09	28-22	697-24.9	83-212	.392	21-71	.296	48-55	.873	7-56	63-2.3	57-3	78	70	5	32	235-8.4
ACC	16-11	411-25.7	53-122	.434	15-39	.385	28-30	.933	5-26	31-1.9	33-0	39	43	4	18	149-9.3
2009-10	23-8	386-16.8	29-87	.333	8-34	.235	10-16	.625	8-22	30-1.3	24-0	44	19	0	10	76-3.3
ACC	11-4	180-16.4	11-36	.306	3-15	.200	2-5	.400	3-10	13-1.2	10-0	15	11	0	2	27-2.5
CAREER	84-38	1918-22.8	215-546	.394	70-215	.326	95-126	.754	34-145	179-2.1	143-3	201	146	10	71	595-7.1
ACC	43-23	1039-24.2	119-291	.409	38-107	.355	54-67	.806	17-73	90-2.1	73-0	88	83	8	39	330-7.7

Did not play after transferring



JONTEL EVANS

#1

Freshman • Guard • 5-11 • 185 • Hampton, Va. • Bethel

2009-10 SEASON:

- Made collegiate debut vs. Longwood and had four points
- Had two assists vs. Rider
- Had four points, five assists and three steals at Auburn
- Had seven points, five rebounds and three assists vs. NJIT
- Had four points and three assists vs. Hampton
- Had nine points (career high), three assists and two steals vs. #24 UAB
- Had five points, three assists and two steals vs. UTPA
- Had three assists vs. #20 Georgia Tech
- Made first career start vs. #23 Miami at JPJA and had four points, seven rebounds (career high) and four assists
- Had four points, three assists and three steals vs. UNC Wilmington
- Had four points and a career-high six assists at North Carolina in a career-high 31 minutes
- Had an ACC career-high six points at Maryland
- Has 44 assists, 27 steals and just 13 turnovers in the last 19 games

SINGLE GAME BESTS

POINTS

Season: 9 vs. UAB (12/30/09)
 Career: 9 vs. UAB (12/30/09)
 ACC: 6 at Maryland (2/15/10)

REBOUNDS

Season: 7 vs. Miami (1/16/10)
 Career: 7 vs. Miami (1/16/10)
 ACC: 7 vs. Miami (1/16/10)

FG MADE

Season: 3 on three occasions
 Career: 3 on three occasions
 ACC: 3 at Maryland (2/15/10)

FG ATTEMPTS

Season: 6 vs. WF (2/6/10), at Md. (2/15/10)
 Career: 6 vs. WF (2/6/10), at Md. (2/15/10)
 ACC: 6 vs. WF (2/6/10), at Md. (2/15/10)

3 PT FG MADE

Season: 1 vs. UAB (12/30/09), vs. UTPA (1/5/10)
 Career: 1 vs. UAB (12/30/09), vs. UTPA (1/5/10)
 ACC: --

3 PT FG ATTEMPTS

Season: 2 on three occasions
 Career: 2 on three occasions
 ACC: 2 vs. GT (1/13/10), at Wake (1/23/10)

FT MADE

Season: 2 vs. UAB (12/30/09)
 Career: 2 vs. UAB (12/30/09)
 ACC: 1 on three occasions

FT ATTEMPTS

Season: 2 on six occasions
 Career: 2 on six occasions
 ACC: 2 on four occasions

ASSISTS

Season: 6 at North Carolina (1/31/10)
 Career: 6 at North Carolina (1/31/10)
 ACC: 6 at North Carolina (1/31/10)

TURNOVERS

Season: 4 at USF (11/16/09), at UNC (1/31/10)
 Career: 4 at USF (11/16/09), at UNC (1/31/10)
 ACC: 4 at North Carolina (1/31/10)

BLOCKS

Season: --
 Career: --
 ACC: --

STEALS

Season: 3 on three occasions
 Career: 3 on three occasions
 ACC: 3 at Clemson (2/20/10)

MINUTES


Season: 31 at North Carolina (1/31/10)
 Career: 31 at North Carolina (1/31/10)
 ACC: 31 at North Carolina (1/31/10)

2009-10 GAME-BY-GAME:

Opponent	GP-GS	FG-FGA	3FG-3FGA	FT-FTA	Off-Def	Total	A	TO	Blk	Stl	PF	Min	Pts
Longwood	1-0	2-2	0-0	0-0	0-2	2	1	3	0	1	3	20	4
at USF	2-0	1-1	0-0	0-0	0-0	0	0	4	0	1	1	13	2
Rider	3-0	0-0	0-0	0-0	0-1	1	2	1	0	0	0	11	0
Oral Roberts	4-0	0-0	0-0	0-0	0-0	0	0	0	0	0	0	1	0
vs. Stanford	5-0	0-1	0-1	0-0	0-0	0	0	0	0	0	0	6	0
vs. Cleveland St	6-0	0-0	0-0	0-0	0-0	0	0	0	0	0	0	0+	0
Penn State	7-0	0-0	0-0	0-0	0-0	0	0	0	0	0	4	1	0
at Auburn	8-0	2-5	0-0	0-0	0-2	2	5	0	0	3	3	18	4
NJIT	9-0	3-4	0-0	1-2	0-5	5	3	0	0	2	1	23	7
Hampton	10-0	2-2	0-0	0-0	0-3	3	3	3	0	0	1	17	4
UAB	11-0	3-4	1-1	2-2	0-0	0	3	0	0	2	2	21	9
UTPA	12-0	2-3	1-2	0-0	0-1	1	3	1	0	2	1	21	5
at NC State	13-0	1-3	0-1	0-0	0-1	1	2	1	0	2	2	10	2
Georgia Tech	14-0	0-4	0-2	0-0	0-0	0	3	0	0	0	0	12	0
Miami	15-1	2-5	0-0	0-0	0-7	7	4	0	0	1	2	24	4
UNCW	16-2	2-4	0-1	0-0	0-2	2	3	0	0	3	1	30	4
at Wake	17-3	2-4	0-2	0-0	0-1	1	2	0	0	2	5	28	4
Virginia Tech	18-4	0-3	0-0	0-0	0-1	1	1	2	0	1	4	16	0
at UNC	19-5	2-4	0-1	0-0	0-2	2	6	4	0	0	2	31	4
NC State	20-6	0-0	0-0	0-2	0-0	0	0	0	0	0	2	8	0
Wake	21-7	1-6	0-0	1-2	1-0	1	2	0	0	2	4	25	3
at Va Tech	22-8	0-3	0-0	1-2	0-1	1	3	1	0	0	2	16	1
at Maryland	23-9	3-6	0-0	0-0	0-1	1	1	0	0	2	1	14	6
Florida State	24-9	0-2	0-1	0-0	0-0	0	0	0	0	1	2	8	0
at Clemson	25-10	1-4	0-0	1-2	1-0	1	0	1	0	3	2	26	3
at Miami	26-10	0-1	0-0	0-0	2-0	2	0	0	0	1	1	3	0

CAREER STATISTICS

Year	G-GS	Min-Avg.	FG-FGA	Pct.	3FG-3FGA	Pct.	FT-FTA	Pct.	Off-Def.	Reb-Avg.	PF-DQ	Ast	TO	Blk	Stl	Pts-Avg
2009-10	26-10	403-15.5	29-71	.408	2-12	.167	6-12	.500	4-30	34-1.3	46-1	47	21	0	29	66-2.5
ACC	13-9	221-17.0	12-45	.267	0-7	.000	3-8	.375	4-14	18-1.4	29-1	24	9	0	15	27-2.1
CAREER	26-10	403-15.5	29-71	.408	2-12	.167	6-12	.500	4-30	34-1.3	46-1	47	21	0	29	66-2.5
ACC	13-9	221-17.0	12-45	.267	0-7	.000	3-8	.375	4-14	18-1.4	29-1	24	9	0	15	27-2.1



MUSTAPHA FARRAKHAN

#2

Junior • Guard • 6-4 • 175 • Harvey, Ill. • Thornton Township

2009-10 SEASON:

- Tied career highs with 17 points and four assists and set a career high with five rebounds vs. Longwood
- Had eight points vs. Rider
- Had 13 points and tied a career high with four assists vs. Oral Roberts
- Had 11 points in a career-high 33 minutes vs. Cleveland State in Cancun
- Had 10 points and two assists vs. Hampton
- Had 10 points, two assists and tied a career high with two blocks vs. #24 UAB
- Had 15 points, matched a career high with four assists and had a career-high three steals vs. #20 Georgia Tech
- Had 13 points (4-5 FG) vs. #23 Miami at JPJA
- Had 10 points and three rebounds at Wake Forest
- Had 11 points and three rebounds vs. NC State at JPJA

SINGLE GAME BESTS

POINTS

Season: 17 vs. Longwood (11/13/09)
 Career: 17 at VT (1/10/09), vs. Longwood (11/13/09)
 ACC: 17 at Virginia Tech (1/10/09)

REBOUNDS

Season: 5 vs. Longwood (11/13/09)
 Career: 5 vs. Longwood (11/13/09)
 ACC: 4 at Maryland (1/30/08)

FG MADE

Season: 5 vs. Longwood (11/13/09)
 Career: 5 at VT (1/10/09), vs. Longwood (11/13/09)
 ACC: 5 at Virginia Tech (1/10/09)

FG ATTEMPTS

Season: 11 at Wake Forest (1/23/10)
 Career: 15 vs. North Carolina (1/15/09)
 ACC: 15 vs. North Carolina (1/15/09)

3 PT FG MADE

Season: 3 vs. Cleveland State (11/25/09)
 Career: 4 at Virginia Tech (1/10/09)
 ACC: 4 at Virginia Tech (1/10/09)

3 PT FG ATTEMPTS

Season: 5 vs. Rider (11/19/09), vs. Cleveland St (11/25/09)
 Career: 7 vs. North Carolina (1/15/09)
 ACC: 7 vs. North Carolina (1/15/09)

FT MADE

Season: 6 vs. Longwood (11/13/09), vs. GT (1/13/10)
 Career: 6 vs. Longwood (11/13/09), vs. GT (1/13/10)
 ACC: 6 vs. Georgia Tech (1/13/10)

FT ATTEMPTS

Season: 6 on three occasions
 Career: 6 on three occasions
 ACC: 6 vs. GT (1/13/10), vs. Miami (1/16/10)

ASSISTS

Season: 4 on three occasions
 Career: 4 on four occasions
 ACC: 4 vs. UNC (1/15/09), vs. GT (1/13/10)

TURNOVERS

Season: 4 vs. Cleveland State (11/25/09)
 Career: 4 vs. BC (3/12/09), vs. Cleveland St (11/25/09)
 ACC: 2 on eight occasions

BLOCKS

Season: 2 vs. UAB (12/30/09), vs. VT (1/28/10)
 Career: 2 on three occasions
 ACC: 2 vs. UNC (1/15/09), vs. VT (1/28/10)

STEALS

Season: 3 vs. Georgia Tech (1/13/10)
 Career: 3 vs. Georgia Tech (1/13/10)
 ACC: 3 vs. Georgia Tech (1/13/10)

MINUTES


Season: 33 vs. Cleveland State (11/25/09)
 Career: 33 vs. Cleveland State (11/25/09)
 ACC: 28 vs. Wake Forest (2/6/10)

2009-10 GAME-BY-GAME:

Opponent	GP-GS	FG-FGA	3FG-3FGA	FT-FTA	Off-Def	Total	A	TO	Blk	Stl	PF	Min	Pts
Longwood	1-1	5-8	1-4	6-6	0-5	5	4	3	0	1	2	31	17
at USF	2-2	1-9	0-2	1-1	0-1	1	2	1	0	0	1	29	3
Rider	3-3	2-6	2-5	2-2	0-1	1	2	1	0	1	1	22	8
Oral Roberts	4-4	4-8	2-3	3-4	1-1	2	4	2	0	1	0	32	13
vs. Stanford	5-4	0-2	0-2	3-4	1-0	1	1	3	0	1	2	11	3
vs. Cleveland St	6-5	4-7	3-5	0-0	0-1	1	2	4	1	0	1	33	11
Penn State	7-6	2-6	1-1	0-0	0-0	0	2	1	0	0	3	24	5
at Auburn	8-7	0-3	0-2	0-0	1-0	1	1	2	0	0	2	9	0
NJIT	9-7	0-5	0-1	0-0	0-2	2	2	0	0	0	0	16	0
Hampton	10-7	3-5	2-2	2-2	1-0	1	2	0	0	0	1	16	10
UAB	11-7	3-5	2-3	2-2	0-2	2	2	0	2	1	0	21	10
UTPA	12-7	0-2	0-0	0-0	0-2	2	1	0	0	0	2	16	0
at NC State	13-7	0-4	0-3	3-4	0-3	3	1	2	0	1	2	21	3
Georgia Tech	14-7	4-8	1-2	6-6	1-0	1	4	0	0	3	0	23	15
Miami	15-7	4-5	1-1	4-6	0-3	3	2	2	1	0	2	19	13
UNCW	16-7	0-4	0-1	3-4	1-1	2	0	2	0	1	0	12	3
at Wake	17-7	4-11	1-3	1-4	2-1	3	2	2	0	1	3	22	10
Virginia Tech	18-7	1-3	0-1	0-0	0-3	3	0	1	2	0	0	15	2
at UNC	19-7	0-3	0-3	0-0	0-1	1	1	1	0	0	2	9	0
NC State	20-7	4-6	2-3	1-1	1-2	3	1	1	0	0	0	21	11
Wake	21-7	3-7	1-4	0-0	1-0	1	2	1	0	0	0	28	7
at Va Tech	22-7	0-2	0-0	0-0	0-0	0	0	1	0	0	0	10	0
at Maryland	23-7	1-4	0-1	2-2	0-2	2	1	2	1	1	2	15	4
Florida State	24-7	1-3	1-2	1-2	0-0	0	1	0	0	0	0	14	4
at Clemson	25-7	0-3	0-3	0-0	0-0	0	2	2	0	0	1	11	0
at Miami	DNP												

CAREER STATISTICS

Year	G-GS	Min-Avg.	FG-FGA	Pct.	3FG-3FGA	Pct.	FT-FTA	Pct.	Off-Def.	Reb-Avg.	PF-DQ	Ast	TO	Blk	Stl	Pts-Avg
2007-08	19-0	115-6.1	7-38	.184	2-16	.125	1-5	.200	4-11	15-0.8	9-0	5	12	0	2	17-0.9
ACC	6-0	43-7.2	1-13	.077	1-7	.143	1-3	.333	2-4	6-1.0	3-0	1	3	0	0	4-0.7
2008-09	23-2	239-10.4	33-95	.347	14-41	.341	18-20	.900	4-12	16-0.7	28-1	14	21	2	4	98-4.3
ACC	12-0	135-11.3	17-54	.315	8-26	.308	9-9	1.000	2-6	8-0.7	16-1	8	9	2	2	51-4.3
2009-10	25-7	480-19.2	46-129	.357	20-57	.351	40-50	.800	10-31	41-1.6	27-0	42	34	7	12	152-6.1
ACC	12-0	208-17.3	22-59	.373	7-26	.269	18-25	.720	5-15	20-1.7	12-0	17	15	4	6	69-5.8
CAREER	67-9	834-12.4	86-262	.328	36-114	.316	59-75	.787	18-54	72-1.1	64-1	61	67	9	18	267-4.0
ACC	30-0	386-12.9	40-126	.317	16-59	.271	28-37	.757	9-25	34-1.1	31-1	26	27	6	8	124-4.1



JEFF JONES

#23

Junior • Guard • 6-4 • 190 • Chester, Pa. • Monsignor Bonner

2009-10 SEASON:

- Had 10 points in season opener vs. Longwood
- Had seven points and five rebounds at USF
- Had 11 points vs. Rider
- Had a season-high 17 points (4-7 3FG) vs. Stanford in Cancun
- Had 16 points (6-8 FG, 4-4 3FG) at Auburn
- Had a team-high 11 points vs. NJIT
- Had eight points (3-3 FG, 2-2 3FG) at NC State
- Had nine points vs. #20 Georgia Tech
- Had nine points (3-3 3FG) vs. #23 Miami at JPJA
- Had 10 points and tied a career high with three steals at Wake Forest
- Had 12 points vs. Virginia Tech at JPJA
- Had 16 points at Maryland
- Had a game-high 13 points vs. Florida State
- Had 11 points at Miami

SINGLE GAME BESTS

POINTS

Season: 17 vs. Stanford (11/24/09)
 Career: 26 vs. Bradley (3/26/08)
 ACC: 19 at North Carolina (2/7/09)

REBOUNDS

Season: 5 at USF (11/16/09)
 Career: 6 vs. Vermont (11/11/07)
 ACC: 5 at Duke (2/1/09), vs. BC (2/4/09)

FG MADE

Season: 6 at Auburn (12/7/09)
 Career: 9 vs. Bradley (3/26/08)
 ACC: 7 at North Carolina (2/7/09)

FG ATTEMPTS

Season: 11 at Maryland (2/15/10)
 Career: 14 vs. Bradley (3/26/08)
 ACC: 12 at UNC (2/7/09), vs. Miami (2/26/09)

3 PT FG MADE

Season: 4 vs. Stanford (11/24/09), at Auburn (12/7/09)
 Career: 6 vs. Bradley (3/26/08)
 ACC: 3 on three occasions

3 PT FG ATTEMPTS

Season: 7 on three occasions
 Career: 8 vs. Bradley (3/26/08), vs. Liberty (11/25/08)
 ACC: 7 at FSU (2/10/09), at Miami (2/23/10)

FT MADE

Season: 5 vs. VT (1/28/10), at Md. (2/15/10)
 Career: 5 on three occasions
 ACC: 5 on three occasions

FT ATTEMPTS

Season: 8 vs. Virginia Tech (1/28/10)
 Career: 8 vs. Virginia Tech (1/28/10)
 ACC: 8 vs. Virginia Tech (1/28/10)

ASSISTS

Season: 2 vs. VT (1/28/10), vs. FSU (2/17/10)
 Career: 5 at North Carolina (2/7/09)
 ACC: 5 at North Carolina (2/7/09)

TURNOVERS

Season: 2 vs. Oral Roberts (11/21/09)
 Career: 4 vs. Longwood (12/7/07), vs. Clem. (2/15/09)
 ACC: 4 vs. Clemson (2/15/09)

BLOCKS

Season: 1 vs. Rider (11/19/09), vs. Hampton (12/23/09)
 Career: 1 on nine occasions
 ACC: 1 on three occasions

STEALS

Season: 3 at Wake Forest (1/23/10)
 Career: 3 on three occasions
 ACC: 3 vs. BC (2/4/09), at Wake (1/23/10)

MINUTES


Season: 34 vs. Stanford (11/24/09)
 Career: 37 at North Carolina (2/7/09)
 ACC: 37 at North Carolina (2/7/09)

2009-10 GAME-BY-GAME:

Opponent	GP-GS	FG-FGA	3FG-3FGA	FT-FTA	Off-Def	Total	A	TO	Blk	Stl	PF	Min	Pts
Longwood	1-1	3-6	0-2	4-4	0-1	1	1	1	0	1	0	24	10
at USF	2-2	3-10	1-7	0-0	1-4	5	0	0	0	1	0	28	7
Rider	3-2	4-7	2-5	1-1	0-1	1	0	0	1	1	0	19	11
Oral Roberts	4-2	0-3	0-1	2-4	0-0	0	0	2	0	1	0	13	2
vs. Stanford	5-3	5-9	4-7	3-4	0-1	1	0	1	0	2	0	34	17
vs. Cleveland St	6-3	0-1	0-1	0-0	0-2	2	0	0	0	0	0	5	0
Penn State	7-3	1-5	1-1	0-0	0-0	0	0	1	0	0	1	16	3
at Auburn	8-3	6-8	4-4	0-0	0-2	2	0	0	0	1	0	29	16
NJIT	9-3	3-9	2-6	3-4	0-2	2	0	0	0	0	0	14	11
Hampton	10-3	3-6	2-3	0-0	1-0	1	1	0	1	0	1	18	8
UAB	11-3	0-2	0-0	0-0	0-0	0	0	1	0	0	0	6	0
UTPA	12-3	0-3	0-1	1-2	0-1	1	0	0	0	0	0	11	1
at NC State	13-3	3-3	2-2	0-0	0-1	1	0	0	0	1	0	18	8
Georgia Tech	14-3	2-5	1-2	4-4	0-2	2	1	0	0	1	1	15	9
Miami	15-3	3-4	3-3	0-0	0-0	0	0	0	0	0	0	14	9
UNCW	16-3	1-3	0-2	0-1	0-0	0	1	0	0	0	0	10	2
at Wake	17-3	4-10	2-6	0-0	2-1	3	0	0	0	3	1	25	10
Virginia Tech	18-3	3-9	1-5	5-8	0-2	2	2	1	0	0	1	28	12
at UNC	19-3	0-1	0-1	0-0	0-0	0	0	0	0	0	0	3	0
NC State	20-3	0-1	0-1	0-0	0-0	0	0	0	0	0	0	4	0
Wake	21-3	0-0	0-0	0-0	0-0	0	0	0	0	0	2	4	0
at Va Tech	22-3	1-2	0-0	0-0	0-0	0	1	0	0	0	1	12	2
at Maryland	23-3	5-11	1-4	5-5	1-1	2	1	0	0	0	0	27	16
Florida State	24-4	4-6	2-3	3-4	1-2	3	2	1	0	1	3	31	13
at Clemson	25-4	1-5	0-1	2-2	0-1	1	1	0	0	0	0	17	4
at Miami	26-4	4-8	3-7	0-0	0-3	3	0	1	0	0	0	23	11

CAREER STATISTICS

Year	G-GS	Min-Avg.	FG-FGA	Pct.	3FG-3FGA	Pct.	FT-FTA	Pct.	Off-Def.	Reb-Avg.	PF-DQ	Ast	TO	Blk	Stl	Pts-Avg
2007-08	33-25	494-15.0	55-151	.364	16-51	.314	33-47	.702	15-45	60-1.8	46-0	17	41	4	10	159-4.8
ACC	16-8	193-12.1	12-51	.235	2-14	.143	10-14	.714	6-14	20-1.3	20-0	8	16	1	5	36-2.3
2008-09	26-9	493-19.0	60-174	.345	27-93	.290	22-26	.846	7-42	49-1.9	30-0	24	15	3	13	169-6.5
ACC	15-9	311-20.7	42-112	.375	17-57	.298	17-20	.850	5-27	32-2.1	20-0	14	10	2	9	118-7.9
2009-10	26-4	448-17.2	59-137	.431	31-75	.413	33-43	.767	6-27	33-1.3	11-0	11	9	2	13	182-7.0
ACC	13-1	221-17.0	30-65	.462	15-35	.429	19-23	.826	4-13	17-1.3	9-0	8	3	0	6	94-7.2
CAREER	85-38	1435-16.9	174-462	.377	74-219	.338	88-116	.759	28-114	142-1.7	87-0	52	65	9	36	510-6.0
ACC	44-18	725-16.5	84-228	.368	34-106	.321	46-57	.807	15-54	69-1.6	49-0	30	29	3	20	248-5.6



SYLVAN LANDESBERG

#15

Sophomore • Guard • 6-6 • 207 • Flushing, N.Y. • Holy Cross

2009-10 SEASON:

- Two-time ACC Player of the Week (1/18, 2/1)
- One of 30 players on the Naismith Award Mid-Season Watch List
- ACC's active career scoring average leader at 17.0 ppg
- Had a game-high 23 points vs. Longwood
- Had 20 points, five rebounds and five assists vs. Cleveland State in Cancun in a season-high 38 minutes
- Had 20 points at Auburn
- Had his first career double-double (14 pts, career-high 12 rebs) along with six assists vs. Hampton
- Had 19 points, six rebounds and four assists vs. #24 UAB
- Had 20 points vs UTPA
- Had 23 points at NC State
- Had 22 points (9-9 FTs), six rebounds and five assists vs. #20 Georgia Tech
- Had 18 points vs. #23 Miami at JPJA
- Had 19 points vs. UNC Wilmington, including the game-winning shot with 2.2 seconds left
- Had 18 points at Wake Forest
- Had a season-high 29 points at North Carolina
- Had a career-high nine assists vs. NC State at JPJA
- Had 28 points vs. Wake Forest at JPJA
- Had 27 points, including a career-high six 3-pointers, at Miami (his 21st career 20-point game, ninth of the season)

2009-10 GAME-BY-GAME:

Opponent	GP-GS	FG-FGA	3FG-3FGA	FT-FTA	Off-Def	Total	A	TO	Blk	Stl	PF	Min	Pts
Longwood	1-1	8-13	1-1	6-8	1-5	6	4	3	0	1	2	34	23
at USF	2-2	5-14	0-1	4-4	1-1	2	2	0	0	0	1	33	14
Rider	3-3	4-8	0-0	2-2	2-2	4	1	1	0	0	2	20	10
Oral Roberts	4-4	4-10	0-2	6-6	0-7	7	3	4	2	1	1	33	14
vs. Stanford	5-5	7-12	0-4	2-4	1-3	4	2	3	1	1	3	30	16
vs. Cleveland St	6-6	6-13	1-1	7-9	0-5	5	5	1	0	1	2	38	20
Penn State	7-7	6-13	2-2	4-8	3-2	5	2	1	1	0	5	33	18
at Auburn	8-8	8-20	0-1	4-5	0-3	3	1	2	0	0	1	35	20
NJIT	9-9	3-11	0-0	4-4	1-4	5	1	2	0	3	0	23	10
Hampton	10-10	5-13	1-2	3-3	7-5	12	6	1	0	1	0	28	14
UAB	11-11	6-16	0-0	7-10	2-4	6	4	2	1	0	3	34	19
UTPA	12-12	9-15	1-2	1-2	0-6	6	3	3	0	0	2	33	20
at NC State	13-13	7-14	1-1	8-8	1-4	5	0	2	1	1	3	32	23
Georgia Tech	14-14	6-17	1-3	9-9	2-4	6	5	3	1	0	3	34	22
Miami	15-15	8-14	0-1	2-2	2-0	2	3	4	0	1	2	31	18
UNCW	16-16	5-13	0-0	9-10	2-3	5	0	1	0	1	1	33	19
at Wake	17-17	6-13	1-2	5-6	1-3	4	0	3	0	2	5	25	18
Virginia Tech	18-18	8-16	2-5	0-2	2-2	4	5	6	0	1	4	37	18
at UNC	19-19	11-18	0-1	7-8	0-5	5	2	2	1	2	0	34	29
NC State	20-20	2-10	0-0	3-3	1-5	6	9	2	0	1	0	35	7
Wake	21-21	8-19	2-5	10-11	1-6	7	3	1	0	2	1	39	28
at Va Tech	22-22	7-19	1-7	2-3	3-3	6	2	2	0	0	4	30	17
at Maryland	23-23	5-13	1-2	1-2	2-2	4	2	2	0	1	3	30	12
Florida State	24-24	2-8	0-2	0-0	0-2	2	4	2	0	0	2	28	4
at Clemson	25-25	6-14	1-1	0-0	2-4	6	3	3	0	0	3	34	13
at Miami	26-26	8-14	6-8	5-6	0-4	4	2	2	0	1	1	36	27

SINGLE GAME BESTS

POINTS

Season: 29 at North Carolina (1/31/10)
 Career: 32 vs. Boston College (2/4/09)
 ACC: 32 vs. Boston College (2/4/09)

REBOUNDS

Season: 12 vs. Hampton (12/23/09)
 Career: 12 vs. Hampton (12/23/09)
 ACC: 11 at Maryland (1/20/09)

FG MADE

Season: 11 at North Carolina (1/31/10)
 Career: 13 vs. Boston College (2/4/09)
 ACC: 13 vs. Boston College (2/4/09)

FG ATTEMPTS

Season: 20 at Auburn (12/7/09)
 Career: 23 vs. Boston College (2/4/09)
 ACC: 23 vs. Boston College (2/4/09)

3 PT FG MADE

Season: 6 at Miami (2/23/10)
 Career: 6 at Miami (2/23/10)
 ACC: 6 at Miami (2/23/10)

3 PT FG ATTEMPTS

Season: 8 at Miami (2/23/10)
 Career: 8 at Miami (2/23/10)
 ACC: 8 at Miami (2/23/10)

FT MADE

Season: 10 vs. Wake Forest (2/6/10)
 Career: 14 vs. Florida State (1/24/09)
 ACC: 14 vs. Florida State (1/24/09)

FT ATTEMPTS

Season: 11 vs. Wake Forest (2/6/10)
 Career: 14 vs. Auburn (12/20/08), vs. FSU (1/24/09)
 ACC: 14 vs. Florida State (1/24/09)

ASSISTS

Season: 9 vs. NC State (2/3/10)
 Career: 9 vs. NC State (2/3/10)
 ACC: 9 vs. NC State (2/3/10)

TURNOVERS

Season: 6 vs. Virginia Tech (1/28/10)
 Career: 6 on four occasions
 ACC: 6 on three occasions

BLOCKS

Season: 2 vs. Oral Roberts (11/21/09)
 Career: 2 vs. Oral Roberts (11/21/09)
 ACC: 1 on four occasions

STEALS


Season: 3 vs. NJIT (12/21/09)
 Career: 3 on five occasions
 ACC: 3 vs. BC (2/4/09), vs. Clemson (2/15/09)

MINUTES

Season: 39 vs. Wake Forest (2/6/10)
 Career: 45 vs. Clemson (2/15/09)
 ACC: 45 vs. Clemson (2/15/09)

CAREER STATISTICS

Year	G-GS	Min-Avg.	FG-FGA	Pct.	3FG-3FGA	Pct.	FT-FTA	Pct.	Off-Def.	Reb-Avg.	PF-DQ	Ast	TO	Blk	Stl	Pts-Avg
2008-09	28-27	957-34.2	150-344	.436	16-51	.314	148-186	.796	47-122	169-6.0	49-1	78	77	3	28	464-16.6
ACC	16-16	570-35.6	88-210	.419	10-32	.313	73-91	.802	26-72	98-6.1	28-0	49	50	1	16	259-16.2
2009-10	26-26	832-32.0	160-360	.444	22-54	.407	111-135	.822	37-94	131-5.0	54-2	74	58	8	21	453-17.4
ACC	13-13	425-32.7	84-189	.444	16-38	.421	52-60	.867	17-44	61-4.7	31-1	40	34	3	12	236-18.2
CAREER	54-53	1789-33.1	310-704	.440	38-105	.362	259-321	.807	84-216	300-5.6	103-3	152	135	11	49	917-17.0
ACC	29-29	995-34.3	172-399	.431	26-70	.371	125-151	.828	43-116	159-5.5	59-1	89	84	4	28	495-17.1



JEROME MEYNSSE

#55

Senior • Forward/Center • 6-9 • 233 • Baton Rouge, La. • McKinley

2009-10 SEASON:

- Team Tri-Captain
- Had five points and two rebounds vs. Longwood
- Had four points and four rebounds at USF
- Had four points and a career-high two assists vs. Rider in first start of the season
- Had two points and six rebounds vs. Oral Roberts
- Had four points and a season-high eight rebounds vs. Stanford in Cancun
- Had five points and six rebounds vs. Penn State
- Had six points (3-3 FG) and three rebounds vs. #24 UAB
- Had six points and five rebounds at NC State
- Had eight points and six rebounds vs. #20 Georgia Tech
- Had six points and four rebounds vs. #23 Miami at JPJA in 22 minutes
- Had a career-high 14 points (3-6 FG, 8-9 FT) vs. UNC Wilmington
- Had nine points vs. Virginia Tech at JPJA, playing a career-high 34 minutes
- Had seven points, five rebounds and a career-high three blocks at North Carolina
- Had 10 points vs. NC State at JPJA
- Had six points and six rebounds at Virginia Tech
- Had four points and four rebounds at Clemson
- Set ACC career highs with 13 points and seven rebounds at Miami, also established a career high with three assists and tied a career high with 34 minutes played

2009-10 GAME-BY-GAME:

Opponent	GP-GS	FG-FGA	3FG-3FGA	FT-FTA	Off-Def	Total	A	TO	Blk	Stl	PF	Min	Pts
Longwood	1-0	2-2	0-0	1-2	1-1	2	0	0	0	0	0	20	5
at USF	2-0	0-1	0-0	4-6	2-2	4	0	0	0	1	3	27	4
Rider	3-1	1-3	0-0	2-3	1-1	2	2	1	2	0	3	22	4
Oral Roberts	4-2	1-3	0-0	0-1	1-5	6	0	0	0	0	3	22	2
vs. Stanford	5-3	1-2	0-0	2-2	2-6	8	0	0	1	1	1	16	4
vs. Cleveland St	6-4	1-2	0-0	0-0	1-1	2	0	0	0	0	3	11	2
Penn State	7-5	2-4	0-0	1-1	3-3	6	0	1	1	1	1	23	5
at Auburn	8-6	1-1	0-0	0-0	1-2	3	0	1	1	1	4	20	2
NJIT	9-6	1-3	0-0	2-2	3-2	5	1	0	1	2	1	10	4
Hampton	10-6	0-0	0-0	0-0	0-1	1	0	0	0	0	4	13	0
UAB	11-6	3-3	0-0	0-0	1-2	3	0	0	1	0	1	14	6
UTPA	12-6	1-1	0-0	0-0	0-1	1	0	1	1	0	1	5	2
at NC State	13-6	3-6	0-0	0-0	3-2	5	0	1	2	0	3	18	6
Georgia Tech	14-7	3-5	0-0	2-3	4-2	6	2	0	0	0	4	20	8
Miami	15-8	3-4	0-0	0-0	1-3	4	0	0	0	0	2	22	6
UNCW	16-9	3-6	0-0	8-9	2-1	3	0	1	0	1	3	27	14
at Wake	17-10	1-2	0-0	1-3	1-3	4	0	1	0	1	1	23	3
Virginia Tech	18-11	3-3	0-0	3-4	0-4	4	0	0	2	1	3	34	9
at UNC	19-12	3-4	0-0	1-1	2-3	5	0	1	3	0	4	22	7
NC State	20-13	4-6	0-0	2-2	2-2	4	0	2	0	0	5	23	10
Wake	21-14	1-2	0-0	1-2	2-1	3	0	0	1	0	1	24	3
at Va Tech	22-15	1-5	0-0	4-6	1-5	6	0	0	1	0	3	31	6
at Maryland	23-16	0-1	0-0	2-2	1-0	1	0	0	0	0	3	17	2
Florida State	24-17	0-2	0-0	2-4	1-4	5	0	0	0	0	3	22	2
at Clemson	25-17	1-2	0-0	2-3	2-2	4	0	0	0	1	2	16	4
at Miami	26-18	3-8	0-0	7-9	3-4	7	3	1	1	0	4	34	13

SINGLE GAME BESTS

POINTS

Season: 14 vs. UNC Wilmington (1/18/10)
 Career: 14 vs. UNC Wilmington (1/18/10)
 ACC: 13 at Miami (2/23/10)

REBOUNDS

Season: 8 vs. Stanford (11/24/09)
 Career: 9 vs. Hampton (12/19/07)
 ACC: 7 at Miami (2/23/10)

FG MADE

Season: 4 vs. NC State (2/3/10)
 Career: 5 vs. Elon (12/22/07)
 ACC: 4 vs. NC State (2/3/10)

FG ATTEMPTS

Season: 8 at Miami (2/23/10)
 Career: 8 at Miami (2/23/10)
 ACC: 8 at Miami (2/23/10)

3 PT FG MADE

Season: --
 Career: --
 ACC: --

3 PT FG ATTEMPTS

Season: --
 Career: --
 ACC: --

FT MADE

Season: 8 vs. UNC Wilmington (1/18/10)
 Career: 8 vs. UNC Wilmington (1/18/10)
 ACC: 7 at Miami (2/23/10)

FT ATTEMPTS

Season: 9 vs. UNCW (1/18/10), at Miami (2/23/10)
 Career: 9 vs. UNCW (1/18/10), at Miami (2/23/10)
 ACC: 9 at Miami (2/23/10)

ASSISTS

Season: 3 at Miami (2/23/10)
 Career: 3 at Miami (2/23/10)
 ACC: 3 at Miami (2/23/10)

TURNOVERS

Season: 2 vs. NC State (2/3/10)
 Career: 2 on six occasions
 ACC: 2 vs. NC State (2/3/10)

BLOCKS

Season: 3 at North Carolina (1/31/10)
 Career: 3 at North Carolina (1/31/10)
 ACC: 3 at North Carolina (1/31/10)

STEALS


Season: 2 vs. NJIT (12/21/09)
 Career: 2 vs. PR-Mayaguez (12/21/06), vs. NJIT (12/21/09)
 ACC: 1 on five occasions

MINUTES

Season: 34 vs. VT (1/28/10), at Miami (2/23/10)
 Career: 34 vs. VT (1/28/10), at Miami (2/23/10)
 ACC: 34 vs. VT (1/28/10), at Miami (2/23/10)

CAREER STATISTICS

Year	G-GS	Min-Avg.	FG-FGA	Pct.	3FG-3FGA	Pct.	FT-FTA	Pct.	Off-Def.	Reb-Avg.	PF-DQ	Ast	TO	Blk	Stl	Pts-Avg
2006-07	15-0	100-6.7	4-11	.364	0-0	.000	9-13	.692	3-17	20-1.3	15-0	1	4	2	2	17-1.1
ACC	4-0	8-2.0	0-1	.000	0-0	.000	0-0	.000	0-0	0-0.0	3-0	0	0	0	0	0-0.0
2007-08	26-0	188-7.2	23-33	.697	0-0	.000	4-12	.333	18-31	49-1.9	36-0	2	7	3	3	50-1.9
ACC	13-0	77-5.9	7-11	.636	0-0	.000	0-2	.000	5-12	17-1.3	21-0	0	0	0	1	14-1.1
2008-09	17-1	149-8.8	8-20	.400	0-0	.000	13-22	.591	13-14	27-1.6	17-0	1	8	7	1	29-1.7
ACC	7-0	58-8.3	2-6	.333	0-0	.000	4-6	.667	3-5	8-1.1	10-0	0	0	3	1	8-1.1
2009-10	26-18	536-20.6	43-81	.531	0-0	.000	47-65	.723	41-63	104-4.0	66-1	8	11	18	10	133-5.1
ACC	13-11	306-23.5	26-50	.520	0-0	.000	27-39	.692	23-35	58-4.5	38-1	5	6	10	3	79-6.1
CAREER	84-19	973-11.6	78-145	.538	0-0	.000	73-112	.652	75-125	200-2.4	134-1	12	30	30	16	229-2.7
ACC	37-11	449-12.1	35-68	.515	0-0	.000	31-47	.660	31-52	83-2.2	72-1	5	6	13	5	101-2.7



MIKE SCOTT

#32

Junior • Forward • 6-8 • 239 • Chesapeake, Va. • Hargrave Military Academy

2009-10 SEASON:

- Had 12 points and 13 rebounds vs. Longwood
- Had 17 points (8-9 FG) and nine rebounds vs. Rider
- Had 15 points and 10 rebounds vs. Oral Roberts
- Had 15 points and eight rebounds vs. Cleveland State in Cancun
- Had 17 points and 11 rebounds vs. Penn State
- Missed three games (Auburn, NJIT, Hampton) due to an ankle injury (first games of his career he has missed)
- Had 10 points and seven rebounds vs. #24 UAB in his first game in a month, returning from an ankle injury
- Had a season-high 22 points (10-15 FG) vs. UTPA
- Had 14 points and seven rebounds at NC State
- Had 12 points and six rebounds vs. #20 Georgia Tech
- Had an ACC career-high 21 points, along with eight rebounds vs. Virginia Tech at JPJA
- Had 11 points, five rebounds and three assists at North Carolina
- Had 15 points and 10 rebounds (including his 500th career rebound) vs. NC State at JPJA
- Had 10 points and 10 rebounds vs. Wake at JPJA
- Had 20 points and an ACC career high 13 rebounds at Virginia Tech for his third consecutive double-double
- Had 16 points and six rebounds at Maryland
- Had 14 points at Clemson

2009-10 GAME-BY-GAME:

Opponent	GP-GS	FG-FGA	3FG-3FGA	FT-FTA	Off-Def	Total	A	TO	Blk	Stl	PF	Min	Pts
Longwood	1-1	5-8	0-0	2-2	3-10	13	0	1	2	1	3	31	12
at USF	2-2	4-9	0-0	1-2	1-4	5	0	0	0	0	5	16	9
Rider	3-3	8-9	0-0	1-2	3-6	9	3	1	0	0	1	28	17
Oral Roberts	4-4	6-12	0-0	3-4	4-6	10	2	2	0	1	2	32	15
vs. Stanford	5-5	2-6	0-0	3-6	2-7	9	3	4	1	0	4	29	7
vs. Cleveland St	6-6	6-10	0-0	3-4	4-4	8	3	2	0	0	0	36	15
Penn State	7-7	8-14	0-0	1-2	1-10	11	1	1	0	0	3	34	17
at Auburn	DNP												
NJIT	DNP												
Hampton	DNP												
UAB	8-7	4-7	0-0	2-2	1-6	7	0	1	0	0	3	23	10
UTPA	9-8	10-15	0-0	2-3	2-5	7	1	2	1	1	3	29	22
at NC State	10-9	5-11	0-0	4-4	1-6	7	2	3	0	0	3	30	14
Georgia Tech	11-10	6-9	0-0	0-0	1-5	6	1	1	0	1	0	32	12
Miami	12-11	5-11	0-0	0-0	2-2	4	2	2	0	0	1	28	10
UNCW	13-12	6-10	0-0	0-0	1-2	3	2	4	0	2	2	25	12
at Wake	14-13	3-10	0-0	0-0	0-2	2	0	3	0	1	2	18	6
Virginia Tech	15-14	8-16	1-1	4-4	2-6	8	0	1	1	2	3	40	21
at UNC	16-15	4-8	1-1	2-2	2-3	5	3	0	1	2	1	27	11
NC State	17-16	6-9	0-0	3-4	5-5	10	1	1	0	0	3	23	15
Wake	18-17	5-15	0-0	0-1	5-5	10	2	3	0	1	2	29	10
at Va Tech	19-18	8-16	1-2	3-4	4-9	13	1	0	0	1	2	29	20
at Maryland	20-19	5-8	0-0	6-7	2-4	6	0	3	0	0	2	23	16
Florida State	21-20	4-10	0-0	2-2	2-4	6	1	1	0	0	1	33	10
at Clemson	22-21	7-14	0-0	0-0	3-1	4	0	1	1	1	1	25	14
at Miami	23-22	0-7	0-1	0-0	0-3	3	1	2	1	1	0	22	0

SINGLE GAME BESTS

POINTS

Season: 22 vs. UT-Pan American (1/5/10)
 Career: 26 vs. VMI (11/16/08)
 ACC: 21 vs. Virginia Tech (1/28/10)

REBOUNDS

Season: 13 vs. Longwood (11/13/09), at VT (2/13/10)
 Career: 18 vs. VMI (11/16/08)
 ACC: 13 at Virginia Tech (2/13/10)

FG MADE

Season: 10 vs. UT-Pan American (1/5/10)
 Career: 11 vs. VMI (11/16/08)
 ACC: 8 on three occasions

FG ATTEMPTS

Season: 16 vs. VT (1/28/10), at VT (2/13/10)
 Career: 16 vs. VT (1/28/10), at VT (2/13/10)
 ACC: 16 vs. VT (1/28/10), at VT (2/13/10)

3 PT FG MADE

Season: 1 on three occasions
 Career: 2 vs. Georgia Tech (3/13/08)
 ACC: 2 vs. Georgia Tech (3/13/08)

3 PT FG ATTEMPTS

Season: 2 at Virginia Tech (2/13/10)
 Career: 2 on three occasions
 ACC: 2 on three occasions

FT MADE

Season: 6 at Maryland (2/15/10)
 Career: 10 at Maryland (1/20/09)
 ACC: 10 at Maryland (1/20/09)

FT ATTEMPTS

Season: 7 at Maryland (2/15/10)
 Career: 10 at Maryland (1/20/09)
 ACC: 10 at Maryland (1/20/09)

ASSISTS

Season: 3 on four occasions
 Career: 4 at Syracuse (11/28/08)
 ACC: 3 vs. Clem (2/15/09), at UNC (1/31/10)

TURNOVERS

Season: 4 vs. Stanford (11/24/09), vs. UNCW (1/18/10)
 Career: 4 on five occasions
 ACC: 4 vs. Maryland (3/7/09)

BLOCKS

Season: 2 vs. Longwood (11/13/09)
 Career: 3 vs. Duke (3/5/08), vs. Richmond (3/18/08)
 ACC: 3 vs. Duke (3/5/08)

STEALS

Season: 2 on three occasions
 Career: 3 on four occasions
 ACC: 3 vs. FSU (1/24/09), vs. Clemson (2/15/09)

MINUTES

Season: 40 vs. Virginia Tech (1/28/10)
 Career: 40 vs. Clemson (2/15/09), vs. VT (1/28/10)
 ACC: 40 vs. Clemson (2/15/09), vs. VT (1/28/10)

CAREER STATISTICS

Year	G-GS	Min-Avg.	FG-FGA	Pct.	3FG-3FGA	Pct.	FT-FTA	Pct.	Off-Def.	Reb-Avg.	PF-DQ	Ast	TO	Blk	Stl	Pts-Avg
2007-08	32-21	579-18.1	63-143	.441	4-10	.400	52-74	.703	67-101	168-5.3	69-1	15	25	12	20	182-5.7
ACC	16-14	310-19.4	30-77	.390	1-4	.250	20-33	.606	30-50	80-5.0	39-1	6	15	5	8	81-5.1
2008-09	28-19	774-27.6	111-204	.544	2-6	.333	63-85	.741	95-113	208-7.4	68-2	21	49	9	24	287-10.3
ACC	16-7	431-26.9	59-110	.536	2-2	1.000	39-52	.750	45-50	95-5.9	41-1	11	30	5	14	159-9.9
2009-10	23-22	642-27.9	125-244	.512	3-5	.600	42-55	.764	51-115	166-7.2	47-1	29	39	8	15	295-12.8
ACC	13-13	359-27.6	66-144	.458	3-5	.600	24-28	.857	29-55	84-6.5	21-0	14	21	4	10	159-12.2
CAREER	83-62	1995-24.0	299-591	.506	9-21	.429	157-214	.734	213-329	542-6.5	184-4	65	113	29	59	764-9.2
ACC	45-34	1100-24.4	155-331	.468	6-11	.545	83-113	.735	104-155	259-5.8	101-2	31	66	14	32	399-8.9



ASSANE SENE

#5

Sophomore • Center • 7-0 • 234 • Saint-Louis, Senegal • South Kent

2009-10 SEASON:

- Suspended for the first three games of the season (Longwood, at South Florida, Rider) for conduct detrimental to the team
- Made season debut vs. Oral Roberts and had a career-high eight points and seven rebounds
- Had two points, three rebounds and three blocks at Auburn
- Had four points and 11 rebounds vs. NJIT in his first start of the season
- Had eight points, eight rebounds and a career-high five blocks vs. Hampton
- Had two points and six rebounds vs. #20 Georgia Tech
- Had two points and four rebounds at Maryland
- Had two points and four rebounds at Miami

SINGLE GAME BESTS

POINTS

Season: 8 vs. ORU (11/21/09), vs. Hampton (12/23/09)
 Career: 8 vs. ORU (11/21/09), vs. Hampton (12/23/09)
 ACC: 6 at Virginia Tech (1/10/09)

REBOUNDS

Season: 11 vs. NJIT (12/21/09)
 Career: 13 vs. Boston College (2/4/09)
 ACC: 13 vs. Boston College (2/4/09)

FG MADE

Season: 3 vs. ORU (11/21/09), vs. Hampton (12/23/09)
 Career: 3 on five occasions
 ACC: 3 at Virginia Tech (1/10/09)

FG ATTEMPTS

Season: 6 vs. Hampton (12/23/09)
 Career: 8 vs. Xavier (1/3/09)
 ACC: 6 vs. Boston College (2/4/09)

3 PT FG MADE

Season: --
 Career: --
 ACC: --

3 PT FG ATTEMPTS

Season: --
 Career: --
 ACC: --

FT MADE

Season: 2 on five occasions
 Career: 2 on seven occasions
 ACC: 2 vs. GT (1/13/10), at Md. (2/15/10)

FT ATTEMPTS

Season: 4 vs. Oral Roberts (11/21/09)
 Career: 4 vs. Brown (1/6/09), vs. ORU (11/21/09)
 ACC: 3 at Duke (2/1/09)

ASSISTS

Season: 1 on three occasions
 Career: 2 vs. Auburn (12/20/08)
 ACC: 1 at Maryland (2/15/10)

TURNOVERS

Season: 2 vs. Hampton (12/23/09), at VT (2/13/10)
 Career: 2 on seven occasions
 ACC: 2 on four occasions

BLOCKS

Season: 5 vs. Hampton (12/23/09)
 Career: 5 vs. Hampton (12/23/09)
 ACC: 4 at Virginia Tech (1/10/09)

STEALS

Season: 1 on four occasions
 Career: 1 on four occasions
 ACC: 1 vs. Miami (1/16/10), at Clemson (2/20/10)

MINUTES

Season: 28 vs. NJIT (12/21/09)
 Career: 33 vs. Xavier (1/3/09)
 ACC: 28 vs. Boston College (2/4/09)

2009-10 GAME-BY-GAME:

Opponent	GP-GS	FG-FGA	3FG-3FGA	FT-FTA	Off-Def	Total	A	TO	Blk	Stl	PF	Min	Pts
Longwood	DNP												
at USF	DNP												
Rider	DNP												
Oral Roberts	1-0	3-5	0-0	2-4	2-5	7	0	0	1	0	5	13	8
vs. Stanford	2-0	1-3	0-0	0-2	0-3	3	0	0	0	0	1	13	2
vs. Cleveland St	3-0	0-2	0-0	0-0	1-0	1	0	0	0	0	0	6	0
Penn State	DNP												
at Auburn	4-0	1-1	0-0	0-0	1-2	3	0	1	3	0	3	20	2
NJIT	5-1	1-5	0-0	2-3	4-7	11	1	0	2	1	2	28	4
Hampton	6-2	3-6	0-0	2-2	2-6	8	1	2	5	1	3	25	8
UAB	7-3	0-1	0-0	1-2	2-0	2	0	0	2	0	0	7	1
UTPA	8-3	0-2	0-0	0-0	1-4	5	0	0	1	0	1	10	0
at NC State	DNP												
Georgia Tech	9-3	0-1	0-0	2-2	4-2	6	0	0	0	0	1	15	2
Miami	10-3	0-1	0-0	0-0	2-0	2	0	1	0	1	1	10	0
UNCW	11-3	1-1	0-0	0-0	0-2	2	0	0	0	0	1	12	2
at Wake	12-3	0-1	0-0	0-0	1-2	3	0	0	0	0	3	12	0
Virginia Tech	DNP												
at UNC	13-3	0-1	0-0	0-1	0-2	2	0	0	0	0	1	7	0
NC State	14-3	0-2	0-0	0-0	1-1	2	0	0	1	0	2	9	0
Wake	15-3	0-0	0-0	0-0	0-1	1	0	1	0	0	3	11	0
at Va Tech	16-3	0-0	0-0	0-0	1-2	3	0	2	1	0	2	8	0
at Maryland	17-3	0-0	0-0	2-2	0-4	4	1	1	1	0	3	15	2
Florida State	18-3	1-1	0-0	0-0	0-2	2	0	0	0	0	3	7	2
at Clemson	19-4	0-2	0-0	0-0	0-3	3	0	0	0	1	3	17	0
at Miami	20-4	1-1	0-0	0-0	2-2	4	0	1	0	0	4	11	2

CAREER STATISTICS

Year	G-GS	Min-Avg.	FG-FGA	Pct.	3FG-3FGA	Pct.	FT-FTA	Pct.	Off-Def.	Reb-Avg.	PF-DQ	Ast	TO	Blk	Stl	Pts-Avg
2008-09	22-16	381-17.3	25-65	.385	0-0	.000	6-21	.286	36-65	101-4.6	61-2	6	18	35	0	56-2.5
ACC	14-12	245-17.5	15-42	.357	0-0	.000	1-8	.125	24-36	60-4.3	35-1	0	12	20	0	31-2.2
2009-10	20-4	256-12.8	12-36	.333	0-0	.000	11-18	.611	24-50	74-3.7	42-1	3	9	17	4	35-1.8
ACC	11-1	122-11.1	2-10	.200	0-0	.000	4-5	.800	11-21	32-2.9	26-0	1	6	3	2	8-0.7
CAREER	42-20	637-15.2	37-101	.366	0-0	.000	17-39	.436	60-115	175-4.2	103-3	9	27	52	4	91-2.2
ACC	25-13	367-14.7	17-52	.327	0-0	.000	5-13	.385	35-57	92-3.7	61-1	1	18	23	2	39-1.6



WILL SHERRILL

#22

Junior • Forward • 6-9 • 217 • New York, N.Y. • Phillips Academy Andover

2009-10 SEASON:

- Made season debut at USF and had two points (2-2 FT) and one rebound
- Had two points and set a career high with six rebounds vs. Rider
- Had three points and three rebounds vs. Oral Roberts
- Set career highs with 18 points, seven FGs, four 3FGs, two assists and three steals, and tied a career high with six rebounds vs. Cleveland State in Cancun
- Made his first career start at Auburn and had three points and four rebounds
- Had eight points, four rebounds and two assists vs. NJIT
- Had nine points, four rebounds and two assists vs. Hampton
- Had four points and four rebounds vs. UTPA
- Had two points and four rebounds at NC State in first career ACC start
- Had five points along with four rebounds at Wake
- Had two points and four rebounds at North Carolina
- Had three points and an ACC career high five rebounds vs. NC State at JPJA
- Had an ACC career-high seven points vs. Wake Forest at JPJA
- Had three points and three rebounds at Virginia Tech

2009-10 GAME-BY-GAME:

Opponent	GP-GS	FG-FGA	3FG-3FGA	FT-FTA	Off-Def	Total	A	TO	Blk	Stl	PF	Min	Pts
Longwood	DNP												
at USF	1-0	0-0	0-0	2-2	0-1	1	0	0	0	0	4	2	
Rider	2-0	1-4	0-0	0-0	2-4	6	1	2	0	1	16	2	
Oral Roberts	3-0	1-1	1-1	0-0	1-2	3	0	0	0	0	11	3	
vs. Stanford	4-0	0-2	0-1	0-0	1-0	1	0	0	1	1	9	0	
vs. Cleveland St	5-0	7-9	4-5	0-0	2-4	6	2	0	1	3	24	18	
Penn State	6-0	0-2	0-2	0-0	0-4	4	1	0	0	0	20	0	
at Auburn	7-1	1-6	0-4	1-2	2-2	4	1	1	0	0	3	25	3
NJIT	8-2	3-6	2-4	0-0	2-2	4	2	1	0	0	0	22	8
Hampton	9-3	4-8	1-4	0-0	2-2	4	2	1	0	1	1	26	9
UAB	10-4	0-0	0-0	0-0	1-4	5	0	1	0	0	3	24	0
UTPA	11-5	1-1	1-1	1-2	4-0	4	1	1	0	0	3	18	4
at NC State	12-6	1-5	0-0	0-0	2-2	4	0	0	1	1	0	20	2
Georgia Tech	13-6	1-1	0-0	0-2	0-1	1	0	0	0	0	3	11	2
Miami	14-6	0-2	0-2	0-0	0-2	2	0	0	0	2	2	9	0
UNCW	15-6	1-1	1-1	0-0	0-0	0	0	0	0	1	0	14	3
at Wake	16-6	2-9	1-5	0-0	3-1	4	0	1	0	2	3	17	5
Virginia Tech	17-6	0-0	0-0	0-0	3-1	4	0	1	0	2	5	15	0
at UNC	18-6	1-2	0-1	0-0	1-3	4	1	0	0	0	3	17	2
NC State	19-6	1-2	1-2	0-0	2-3	5	0	1	0	1	4	23	3
Wake	20-6	3-7	1-3	0-0	2-1	3	0	1	0	0	4	25	7
at Va Tech	21-6	1-4	1-3	0-0	0-3	3	1	0	0	0	4	13	3
at Maryland	22-6	1-5	0-4	0-0	2-1	3	0	2	0	0	3	19	2
Florida State	23-6	0-2	0-2	0-0	2-1	3	0	3	1	0	0	13	0
at Clemson	24-6	0-2	0-2	0-0	0-1	1	0	2	0	1	0	9	0
at Miami	25-6	0-1	0-0	0-0	0-0	0	0	0	0	0	2	2	0

SINGLE GAME BESTS

POINTS

Season: 18 vs. Cleveland State (11/25/09)
 Career: 18 vs. Cleveland State (11/25/09)
 ACC: 7 vs. Wake Forest (2/6/10)

REBOUNDS

Season: 6 vs. Rider (11/19/09), vs. Cleveland St (11/25/09)
 Career: 6 vs. Rider (11/19/09), vs. Cleveland St (11/25/09)
 ACC: 5 vs. NC State (2/3/10)

FG MADE

Season: 7 vs. Cleveland State (11/25/09)
 Career: 7 vs. Cleveland State (11/25/09)
 ACC: 3 vs. Wake Forest (2/6/10)

FG ATTEMPTS

Season: 9 vs. Cleveland St (11/25/09), at Wake (1/23/10)
 Career: 9 vs. Cleveland St (11/25/09), at Wake (1/23/10)
 ACC: 9 at Wake Forest (1/23/10)

3 PT FG MADE

Season: 4 vs. Cleveland State (11/25/09)
 Career: 4 vs. Cleveland State (11/25/09)
 ACC: 1 on four occasions

3 PT FG ATTEMPTS

Season: 5 vs. Cleveland St (11/25/09), at Wake (1/23/10)
 Career: 5 vs. Cleveland St (11/25/09), at Wake (1/23/10)
 ACC: 5 at Wake Forest (1/23/10)

FT MADE

Season: 2 at USF (11/16/09)
 Career: 2 at USF (11/16/09)
 ACC: 1 at Clemson (3/3/09)

FT ATTEMPTS

Season: 2 on four occasions
 Career: 2 on five occasions
 ACC: 2 at Clemson (3/3/09), vs. GT (1/13/10)

ASSISTS

Season: 2 on three occasions
 Career: 2 on three occasions
 ACC: 1 at UNC (1/31/10), at VT (2/13/10)

TURNOVERS

Season: 3 vs. Florida State (2/17/10)
 Career: 3 vs. Florida State (2/17/10)
 ACC: 3 vs. Florida State (2/17/10)

BLOCKS

Season: 1 on four occasions
 Career: 1 on four occasions
 ACC: 1 at NCSU (1/9/10), vs. FSU (2/17/10)

STEALS

Season: 3 vs. Cleveland State (11/25/09)
 Career: 3 vs. Cleveland State (11/25/09)
 ACC: 2 on three occasions

MINUTES

Season: 26 vs. Hampton (12/23/09)
 Career: 26 vs. Hampton (12/23/09)
 ACC: 25 vs. Wake Forest (2/6/10)

CAREER STATISTICS

Year	G-GS	Min-Avg.	FG-FGA	Pct.	3FG-3FGA	Pct.	FT-FTA	Pct.	Off-Def.	Reb-Avg.	PF-DQ	Ast	TO	Blk	Stl	Pts-Avg
2007-08	7-0	12-1.7	3-3	1.000	1-1	1.000	0-0	.000	1-2	3-0.4	3-0	1	0	0	1	7-1.0
ACC	1-0	1-1.0	0-0	.000	0-0	.000	0-0	.000	0-0	0-0.0	0-0	0	0	0	0	0-0.0
2008-09	10-0	19-1.9	0-3	.000	0-1	.000	1-2	.500	2-1	3-0.3	2-0	1	2	0	0	1-0.1
ACC	5-0	5-1.0	0-1	.000	0-1	.000	1-2	.500	0-0	0-0.0	1-0	0	0	0	0	1-0.2
2009-10	25-6	406-16.2	30-82	.366	14-47	.298	4-8	.500	34-45	79-3.2	54-1	12	18	4	16	78-3.1
ACC	13-1	193-14.8	11-42	.262	4-24	.167	0-2	.000	17-20	37-2.8	33-1	2	11	2	9	26-2.0
CAREER	42-6	437-10.4	33-88	.375	15-49	.306	5-10	.500	37-48	85-2.0	59-1	14	20	4	17	86-2.0
ACC	19-1	199-10.5	11-43	.256	4-25	.160	1-4	.250	17-20	37-1.9	34-1	2	11	2	9	27-1.4



TRISTAN SPURLOCK

#24

Fr. • G/F • 6-8 • 217 • Woodbridge, Va. • Word of Life Christian Academy

2009-10 SEASON:

- Made collegiate debut vs. Longwood
- Scored first collegiate point at USF
- Had three points and two rebounds vs. Rider
- Had six points vs. NJIT
- Had five points and two rebounds vs. Hampton
- Had four points at Maryland
- Had five points vs. Florida State

SINGLE GAME BESTS

POINTS

Season: 6 vs. NJIT (12/21/09)
 Career: 6 vs. NJIT (12/21/09)
 ACC: 5 vs. Florida State (2/17/10)

REBOUNDS

Season: 2 vs. Rider (11/19/09), vs. Hampton (12/23/09)
 Career: 2 vs. Rider (11/19/09), vs. Hampton (12/23/09)
 ACC: 1 at Maryland (2/15/10)

FG MADE

Season: 3 vs. NJIT (12/21/09)
 Career: 3 vs. NJIT (12/21/09)
 ACC: 2 vs. Florida State (2/17/10)

FG ATTEMPTS

Season: 5 on three occasions
 Career: 5 on three occasions
 ACC: 5 vs. Florida State (2/17/10)

3 PT FG MADE

Season: 1 vs. Rider (11/19/09), vs. Hampton (12/23/09)
 Career: 1 vs. Rider (11/19/09), vs. Hampton (12/23/09)
 ACC: --

3 PT FG ATTEMPTS

Season: 3 vs. Rider (11/19/09)
 Career: 3 vs. Rider (11/19/09)
 ACC: 2 vs. Florida State (2/17/10)

FT MADE

Season: 2 at Maryland (2/15/10)
 Career: 2 at Maryland (2/15/10)
 ACC: 2 at Maryland (2/15/10)

FT ATTEMPTS

Season: 2 at USF (11/16/09), at Md. (2/15/10)
 Career: 2 at USF (11/16/09), at Md. (2/15/10)
 ACC: 2 at Maryland (2/15/10)

ASSISTS

Season: 1 vs. Hampton (12/23/09)
 Career: 1 vs. Hampton (12/23/09)
 ACC: --

TURNOVERS

Season: 2 at USF (11/16/09)
 Career: 2 at USF (11/16/09)
 ACC: 1 at Md (2/15/10), at Clem (2/20/10)

BLOCKS

Season: 1 vs. Florida State (2/17/10)
 Career: 1 vs. Florida State (2/17/10)
 ACC: 1 vs. Florida State (2/17/10)

STEALS

Season: 1 on four occasions
 Career: 1 on four occasions
 ACC: 1 at Md. (2/15/10), vs. FSU (2/17/10)

MINUTES

Season: 9 at USF (11/16/09), vs. Hampton (12/23/09)
 Career: 9 at USF (11/16/09), vs. Hampton (12/23/09)
 ACC: 7 at Clemson (2/20/10)

2009-10 GAME-BY-GAME:

Opponent	GP-GS	FG-FGA	3FG-3FGA	FT-FTA	Off-Def	Total	A	TO	Blk	Stl	PF	Min	Pts
Longwood	1-0	0-1	0-0	0-0	0-0	0	0	0	0	0	1	3	0
at USF	2-0	0-0	0-0	1-2	1-0	1	0	2	0	0	0	9	1
Rider	3-0	1-4	1-3	0-0	0-2	2	0	0	0	0	2	8	3
Oral Roberts	4-0	1-1	0-0	0-0	0-0	0	0	0	0	0	0	1	2
vs. Stanford	DNP												
vs. Cleveland St	DNP												
Penn State	DNP												
at Auburn	DNP												
NJIT	5-0	3-5	0-2	0-0	0-1	1	0	0	0	1	0	5	6
Hampton	6-0	2-5	1-2	0-1	1-1	2	1	1	0	1	0	9	5
UAB	DNP												
UTPA	7-0	0-0	0-0	0-0	0-1	1	0	0	0	0	0	1	0
at NC State	DNP												
Georgia Tech	DNP												
Miami	8-0	0-0	0-0	0-0	0-0	0	0	0	0	0	1	1	0
UNCW	DNP												
at Wake	DNP												
Virginia Tech	DNP												
at UNC	9-0	0-0	0-0	0-0	0-0	0	0	0	0	0	0	1	0
NC State	DNP												
Wake	DNP												
at Va Tech	DNP												
at Maryland	10-0	1-2	0-1	2-2	1-0	1	0	1	0	1	0	5	4
Florida State	11-0	2-5	0-2	1-1	0-0	0	0	0	1	1	0	5	5
at Clemson	12-0	0-1	0-1	0-0	0-0	0	0	1	0	0	0	7	0
at Miami	DNP												

CAREER STATISTICS

Year	G-GS	Min-Avg.	FG-FGA	Pct.	3FG-3FGA	Pct.	FT-FTA	Pct.	Off-Def.	Reb-Avg.	PF-DQ	Ast	TO	Blk	Stl	Pts-Avg
2009-10	12-0	55-4.6	10-24	.417	2-11	.182	4-6	.667	3-5	8-0.7	4-0	1	5	1	4	26-2.2
ACC	5-0	19-3.8	3-8	.375	0-4	.000	3-3	1.000	1-0	1-0.2	1-0	0	2	1	2	9-1.8
CAREER	12-0	55-4.6	10-24	.417	2-11	.182	4-6	.667	3-5	8-0.7	4-0	1	5	1	4	26-2.2
ACC	5-0	19-3.8	3-8	.375	0-4	.000	3-3	1.000	1-0	1-0.2	1-0	0	2	1	2	9-1.8



SOLOMON TAT

#45

Sr. • G/F • 6-5 • 217 • Jos Plateau, Nigeria • Community Christian School

2009-10 SEASON:

- Team Tri-Captain
- Made season debut at USF
- Had four points and four rebounds vs. Rider
- Had one point and two rebounds vs. NJIT
- Had four points vs. Hampton
- Had one point vs. #23 Miami at JPJA
- Had two points at Miami

SINGLE GAME BESTS

POINTS

Season: 4 vs. Rider (11/19/09), vs. Hampton (12/23/09)
 Career: 12 at Xavier (1/3/08)
 ACC: 8 at Virginia Tech (2/10/07)

REBOUNDS

Season: 4 vs. Rider (11/19/09)
 Career: 6 at Virginia Tech (2/10/07)
 ACC: 6 at Virginia Tech (2/10/07)

FG MADE

Season: 2 vs. Rider (11/19/09), vs. Hampton (12/23/09)
 Career: 3 at Virginia Tech (2/10/07), at Xavier (1/3/08)
 ACC: 3 at Virginia Tech (2/10/07)

FG ATTEMPTS

Season: 3 vs. Rider (11/19/09)
 Career: 9 at Virginia Tech (2/10/07)
 ACC: 9 at Virginia Tech (2/10/07)

3 PT FG MADE

Season: --
 Career: --
 ACC: --

3 PT FG ATTEMPTS

Season: --
 Career: 1 on five occasions
 ACC: 1 on three occasions

FT MADE

Season: 1 vs. NJIT (12/21/09), vs. Miami (1/16/10)
 Career: 6 at Xavier (1/3/08)
 ACC: 2 on four occasions

FT ATTEMPTS

Season: 2 on three occasions
 Career: 9 at Xavier (1/3/08)
 ACC: 2 on eight occasions

ASSISTS

Season: --
 Career: 5 vs. Gonzaga (1/3/07)
 ACC: 2 at Clemson (1/28/07), at Wake (3/3/07)

TURNOVERS

Season: 1 vs. NJIT (12/21/09), vs. Hampton (12/23/09)
 Career: 2 on eight occasions
 ACC: 2 on six occasions

BLOCKS

Season: --
 Career: 1 vs. Longwood (2/13/07)
 ACC: --

STEALS

Season: 1 at North Carolina (1/31/10)
 Career: 2 vs. Stanford (1/7/07), vs. Md. (1/16/07)
 ACC: 2 vs. Maryland (1/16/07)

MINUTES


Season: 6 at Miami (2/23/10)
 Career: 23 at Virginia Tech (2/10/07)
 ACC: 23 at Virginia Tech (2/10/07)

2009-10 GAME-BY-GAME:

Opponent	GP-GS	FG-FGA	3FG-3FGA	FT-FTA	Off-Def	Total	A	TO	Blk	Stl	PF	Min	Pts
Longwood	DNP												
at USF	1-0	0-0	0-0	0-0	0-0	0	0	0	0	0	0	2	0
Rider	2-0	2-3	0-0	0-1	1-3	4	0	0	0	0	0	4	4
Oral Roberts	3-0	0-0	0-0	0-0	0-0	0	0	0	0	0	0	1	0
vs. Stanford	DNP												
vs. Cleveland St	DNP												
Penn State	DNP												
at Auburn	DNP												
NJIT	4-0	0-0	0-0	1-2	1-1	2	0	1	0	0	1	5	1
Hampton	5-0	2-2	0-0	0-0	0-1	1	0	1	0	0	0	3	4
UAB	DNP												
UTPA	6-0	0-0	0-0	0-0	0-0	0	0	0	0	0	0	1	0
at NC State	DNP												
Georgia Tech	DNP												
Miami	7-0	0-0	0-0	1-2	0-0	0	0	0	0	0	1	1	1
UNCW	DNP												
at Wake	8-0	0-0	0-0	0-0	0-0	0	0	0	0	0	0	2	0
Virginia Tech	DNP												
at UNC	9-0	0-0	0-0	0-2	0-0	0	0	0	0	1	0	1	0
NC State	DNP												
Wake	DNP												
at Va Tech	DNP												
at Maryland	DNP												
Florida State	DNP												
at Clemson	DNP												
at Miami	10-0	1-1	0-0	0-0	1-0	1	0	0	0	0	0	6	2

CAREER STATISTICS

Year	G-GS	Min-Avg.	FG-FGA	Pct.	3FG-3FGA	Pct.	FT-FTA	Pct.	Off-Def.	Reb-Avg.	PF-DQ	Ast	TO	Blk	Stl	Pts-Avg
2006-07	20-0	165-8.3	14-40	.350	0-3	.000	12-19	.632	7-25	32-1.6	24-0	13	8	1	8	40-2.0
ACC	13-0	107-8.2	8-25	.320	0-1	.000	5-5	1.000	5-16	21-1.6	17-0	6	4	0	5	21-1.6
2007-08	15-0	100-6.7	11-24	.458	0-2	.000	13-17	.765	4-16	20-1.3	6-0	5	6	0	3	35-2.3
ACC	9-0	68-7.6	7-15	.467	0-2	.000	5-6	.833	1-12	13-1.4	4-0	3	4	0	3	19-2.1
2008-09	17-8	119-7.0	4-15	.267	0-0	.000	3-4	.750	6-10	16-0.9	17-1	5	10	0	3	11-0.6
ACC	12-8	101-8.4	3-14	.214	0-0	.000	1-2	.500	6-7	13-1.1	13-1	3	9	0	2	7-0.6
2009-10	10-0	26-2.6	5-6	.833	0-0	.000	2-7	.286	3-5	8-0.8	2-0	0	2	0	1	12-1.2
ACC	4-0	10-2.5	1-1	1.000	0-0	.000	1-4	.250	1-0	1-0.3	1-0	0	0	0	1	3-0.8
CAREER	62-8	410-6.6	34-85	.400	0-5	.000	30-47	.638	20-56	76-1.2	49-1	23	26	1	15	98-1.6
ACC	38-8	286-7.5	19-55	.345	0-3	.000	12-17	.706	13-35	48-1.3	35-1	12	17	0	11	50-1.3



SAMMY ZEGLINSKI

#13

So. • G • 6-0 • 182 • Philadelphia, Pa. • The William Penn Charter School

2009-10 SEASON:

- Had 14 points and six rebounds vs. Longwood
- Had 12 points vs. Rider
- Had 13 points vs. Oral Roberts
- Had 10 points and four assists vs. Cleveland State in Cancun
- Had 16 points vs. Penn State
- Had 18 points and four assists at Auburn
- Had eight points, four rebounds and a career-high two blocks vs. NJIT
- Had 13 points vs. Hampton
- Had nine points and two steals vs. #24 UAB
- Had 13 points, and season-high totals of six assists and four steals vs. UTPA
- Had 10 points and a career-high eight rebounds at NC State
- Had 10 points vs. #20 Georgia Tech
- Had 10 points, seven rebounds and six assists vs. #23 Miami
- Had 10 points, tied a career high with eight rebounds and had five assists vs. UNC Wilmington
- Scored nine points vs. Virginia Tech at JPJA, including a 3-pointer with 1.3 seconds remaining to send the game into overtime
- Had a season-high and ACC career-high 19 points at North Carolina
- Had 11 points and tied a career high with eight rebounds at Clemson
- Has already made more 3-pointers (51) this season than his team-leading total (33) last season

2009-10 GAME-BY-GAME:

Opponent	GP-GS	FG-FGA	3FG-3FGA	FT-FTA	Off-Def	Total	A	TO	Blk	Stl	PF	Min	Pts
Longwood	1-1	5-10	4-7	0-2	0-6	6	4	5	0	1	3	37	14
at USF	2-2	1-4	0-1	0-0	0-0	0	2	2	1	2	4	24	2
Rider	3-3	4-5	2-2	2-4	0-4	4	2	1	0	1	1	25	12
Oral Roberts	4-4	4-7	3-6	2-2	1-2	3	1	0	0	0	2	23	13
vs. Stanford	5-5	1-5	0-2	0-0	0-6	6	3	1	0	1	4	33	2
vs. Cleveland St	6-6	4-7	2-5	0-0	0-3	3	4	3	0	2	1	38	10
Penn State	7-7	5-14	4-9	2-2	0-1	1	2	3	1	2	3	29	16
at Auburn	8-8	5-11	5-9	3-3	0-5	5	4	1	0	1	3	34	18
NJIT	9-9	3-5	2-4	0-0	2-2	4	0	1	2	0	2	23	8
Hampton	10-10	4-9	3-8	2-2	0-1	1	2	0	1	2	0	21	13
UAB	11-11	3-6	2-4	1-1	0-1	1	0	5	0	2	3	26	9
UTPA	12-12	5-7	3-4	0-0	0-2	2	6	2	0	4	1	29	13
at NC State	13-13	2-4	2-2	4-4	1-7	8	3	1	0	0	2	36	10
Georgia Tech	14-14	4-9	2-5	0-0	0-3	3	1	1	0	1	1	27	10
Miami	15-15	3-8	2-6	2-2	0-7	7	6	0	0	1	2	26	10
UNCW	16-16	4-10	2-4	0-0	1-7	8	5	3	0	2	1	30	10
at Wake	17-17	0-5	0-3	1-3	1-1	2	2	2	0	0	2	28	1
Virginia Tech	18-18	2-7	2-7	3-4	1-4	5	4	4	2	0	3	40	9
at UNC	19-19	5-9	5-8	4-4	0-2	2	4	3	0	4	2	27	19
NC State	20-20	3-12	2-8	0-0	0-4	4	2	0	0	3	1	31	8
Wake	21-21	1-6	1-5	0-0	0-4	4	3	2	0	0	3	25	3
at Va Tech	22-22	2-9	0-4	0-0	2-3	5	2	2	0	0	0	30	4
at Maryland	23-23	0-4	0-2	0-0	0-0	0	1	1	0	0	2	23	0
Florida State	24-23	2-7	1-5	0-0	0-4	4	2	2	1	1	1	19	5
at Clemson	25-24	5-12	1-5	0-0	0-8	8	2	2	0	1	2	35	11
at Miami	26-25	2-10	1-6	0-0	0-3	3	3	0	0	2	3	36	5

SINGLE GAME BESTS

POINTS

Season: 19 at North Carolina (1/31/10)
 Career: 24 vs. Liberty (11/25/08)
 ACC: 19 at North Carolina (1/31/10)

REBOUNDS

Season: 8 on three occasions
 Career: 8 on three occasions
 ACC: 8 at NCSU (1/9/10), at Clemson (2/20/10)

FG MADE

Season: 5 on six occasions
 Career: 8 vs. Liberty (11/25/08)
 ACC: 6 vs. Clemson (2/15/09)

FG ATTEMPTS

Season: 14 vs. Penn State (11/30/09)
 Career: 14 vs. Auburn (12/20/08), vs. Penn St (11/30/09)
 ACC: 12 vs. NCSU (2/3/10), at Clem (2/20/10)

3 PT FG MADE

Season: 5 at Auburn (12/7/09), at UNC (1/31/10)
 Career: 6 vs. Liberty (11/25/08)
 ACC: 5 at North Carolina (1/31/10)

3 PT FG ATTEMPTS

Season: 9 vs. Penn St (11/30/09), at Auburn (12/7/09)
 Career: 10 vs. Liberty (11/25/08)
 ACC: 9 at Georgia Tech (12/28/08)

FT MADE

Season: 4 at NC State (1/9/10), at UNC (1/31/10)
 Career: 4 on four occasions
 ACC: 4 on three occasions

FT ATTEMPTS

Season: 4 on four occasions
 Career: 8 vs. Florida State (1/24/09)
 ACC: 8 vs. Florida State (1/24/09)

ASSISTS

Season: 6 vs. UTPA (1/5/10), Miami (1/16/10)
 Career: 8 at Virginia Tech (1/10/09)
 ACC: 8 at Virginia Tech (1/10/09)

TURNOVERS

Season: 5 vs. Longwood (11/13/09), vs. UAB (12/30/09)
 Career: 6 vs. Clemson (2/15/09)
 ACC: 6 vs. Clemson (2/15/09)

BLOCKS

Season: 2 vs. NJIT (12/21/09), vs. VT (1/28/10)
 Career: 2 vs. NJIT (12/21/09), vs. VT (1/28/10)
 ACC: 2 vs. Virginia Tech (1/28/10)

STEALS

Season: 4 vs. UTPA (1/5/10), at UNC (1/31/10)
 Career: 5 vs. Florida State (1/24/09)
 ACC: 5 vs. Florida State (1/24/09)

MINUTES

Season: 40 vs. Virginia Tech (1/28/10)
 Career: 40 vs. Virginia Tech (1/28/10)
 ACC: 40 vs. Virginia Tech (1/28/10)

CAREER STATISTICS

Year	G-GS	Min-Avg.	FG-FGA	Pct.	3FG-3FGA	Pct.	FT-FTA	Pct.	Off-Def.	Reb-Avg.	PF-DQ	Ast	TO	Blk	Stl	Pts-Avg
2007-08	8-0	62-7.8	3-12	.250	1-7	.143	0-2	.000	3-6	9-1.1	8-0	15	9	1	3	7-0.9
ACC	0-0															
2008-09	28-15	669-23.9	82-213	.385	33-105	.314	20-35	.571	9-57	66-2.4	68-2	84	70	2	36	217-7.8
ACC	16-7	362-22.6	32-101	.317	12-56	.214	6-16	.375	6-27	33-2.1	33-0	44	37	0	18	82-5.1
2009-10	26-25	755-29.0	79-202	.391	51-131	.389	26-33	.788	9-90	99-3.8	52-0	70	47	8	33	235-9.0
ACC	13-12	383-29.5	31-102	.304	19-66	.288	14-17	.824	5-50	55-4.2	24-0	35	20	3	13	95-7.3
CAREER	62-40	1486-24.0	164-427	.384	85-243	.350	46-70	.657	21-153	174-2.8	128-2	169	126	11	72	459-7.4
ACC	29-19	745-25.7	63-203	.310	31-122	.254	20-33	.606	11-77	88-3.0	57-0	79	57	3	31	177-6.1



VIRGINIA 68 December 21, 2009
NJIT 37 John Paul Jones Arena • Charlottesville, Va.

NJIT (3-8) Player FG 3FG FT O-D Reb PF Pts A TO Blk Stl Min
Regis (F) 2-9 0-0 1-2 1-4 5 3 5 0 0 2 0 28
Flores (G) 2-7 0-3 0-0 0-1 1 1 4 1 4 0 1 32
Wilson (G) 3-11 2-5 3-6 2-2 4 1 11 1 1 0 0 24
Wilkerson (G) 3-7 2-3 1-2 0-6 6 2 9 2 2 0 1 31
Scott (G) 1-4 1-2 0-0 0-4 4 1 3 2 1 0 0 28
Lopez 0-1 0-0 0-0 2-3 5 1 0 0 0 0 0 9
Schickel, S. 1-5 1-4 0-0 0-1 1 0 3 1 1 0 0 22
Schickel, T. 1-2 0-0 0-0 0-1 1 1 2 1 2 0 1 12
Darnell 0-0 0-0 0-0 0-0 0 0 0 0 0 0 1 2
McCarthy 0-2 0-0 0-0 0-3 3 5 0 0 2 0 0 12
TOTALS 13-48 6-17 5-10 .271 .353 .500 5-26 31 15 37 8 14 2 4 200

VIRGINIA (5-4) Player FG 3FG FT O-D Reb PF Pts A TO Blk Stl Min
Sherrill (F) 3-6 2-4 0-0 2-2 4 0 8 2 1 0 0 22
Sene (C) 1-5 0-0 2-3 4-7 11 2 4 1 0 2 1 28
Baker (G) 4-8 1-2 0-0 0-2 2 1 9 1 1 0 1 22
Zeglinski (G) 3-5 2-4 0-0 2-2 4 2 8 0 1 2 0 23
Landesberg (G) 3-11 0-0 4-4 1-4 5 0 10 1 2 0 3 23
Browman 0-0 0-0 0-0 0-1 1 1 0 0 0 0 0 3
Evans 3-4 0-0 1-2 0-5 5 1 7 3 0 0 2 23
Farrakhan 0-5 0-1 0-0 0-2 2 0 0 2 0 0 0 16
Jonke 0-1 0-1 0-0 0-0 0 0 0 0 1 0 0 4
Kody 0-0 0-0 0-0 0-0 0 0 0 1 0 0 1 2
Jones 3-9 2-6 3-4 0-2 2 0 11 0 0 0 0 14
Spurlock 3-5 0-2 0-0 0-1 1 0 6 0 0 0 1 5
Tat 0-0 0-0 1-2 1-1 2 1 1 0 1 0 0 5
Meyinsse 1-3 0-0 2-2 3-2 5 1 4 1 0 1 2 10
TOTALS 24-62 7-20 13-17 .387 .350 .765 15-31 46 9 68 12 7 5 11 200

NJIT 19 18 37
VIRGINIA 32 36 68

Officials: Mike Wood, Mike Eades, Jose Carrion
Technicals: none Attendance: 7,264

VIRGINIA 72 December 30, 2009
#24 UAB 63 John Paul Jones Arena • Charlottesville, Va.

UAB (11-2) Player FG 3FG FT O-D Reb PF Pts A TO Blk Stl Min
Crawford (F) 5-9 0-1 4-6 0-2 2 5 14 1 1 0 0 26
Johnson (G) 2-7 0-0 1-4 1-3 4 3 5 5 2 0 1 39
Sanders (G) 2-9 1-6 0-1 3-3 6 1 5 0 1 1 0 35
Millsap (G) 13-22 1-2 0-0 4-7 11 3 27 1 4 0 1 34
Drake (G) 1-4 0-3 0-0 0-2 2 3 2 0 3 0 0 37
Cooper 2-2 0-0 0-4 1-1 2 2 4 0 2 0 1 16
Moore 1-1 0-0 0-0 0-0 0 0 2 0 0 0 0 4
Fields 1-3 0-2 0-0 0-0 0 0 2 0 0 0 0 5
Soko 1-2 0-0 0-0 2-0 2 1 2 0 0 0 0 4
TOTALS 28-59 2-14 5-15 .475 .143 .333 13-20 33 18 63 7 13 1 3 200

VIRGINIA (7-4) Player FG 3FG FT O-D Reb PF Pts A TO Blk Stl Min
Sherrill (F) 0-0 0-0 0-0 1-4 5 3 0 0 1 0 0 24
Sene (C) 0-1 0-0 1-2 2-0 2 0 1 0 0 2 0 7
Baker (G) 3-8 1-5 1-2 0-2 2 2 8 6 2 0 1 24
Zeglinski (G) 3-6 2-4 1-1 0-1 1 3 9 0 5 0 2 26
Landesberg (G) 6-16 0-0 7-10 2-4 6 3 19 4 2 1 0 34
Evans 3-4 1-1 2-2 0-0 0 2 9 3 0 0 2 21
Farrakhan 3-5 2-3 2-2 0-2 2 0 10 2 0 2 1 21
Jones 0-2 0-0 0-0 0-0 0 0 0 0 1 0 0 6
Scott 4-7 0-0 2-2 1-6 7 3 10 0 1 0 0 23
Meyinsse 3-3 0-0 0-0 1-2 3 1 6 0 0 1 0 14
TOTALS 25-52 6-13 16-21 .481 .462 .762 9-23 32 17 72 15 12 6 6 200

UAB 35 28 63
VIRGINIA 30 42 72

Officials: Raymond Styons, Brent Hampton, Patrick Adams
Technicals: none Attendance: 9,444

VIRGINIA 80 December 23, 2009
HAMPTON 54 John Paul Jones Arena • Charlottesville, Va.

HAMPTON (2-10) Player FG 3FG FT O-D Reb PF Pts A TO Blk Stl Min
Funches (F) 3-9 0-1 4-4 6-4 10 1 10 1 3 2 2 33
Freeman (F) 3-7 0-0 2-4 1-0 1 3 8 0 2 1 1 31
Lola-Charles (C) 0-3 0-0 0-0 2-1 3 3 0 0 1 1 0 14
Pellum (G) 1-5 0-3 0-0 0-1 1 0 2 0 2 0 0 22
Simpson (G) 2-7 1-5 0-0 0-2 2 1 5 1 3 0 0 19
Brooks 0-1 0-1 0-2 0-0 0 1 0 5 1 0 0 17
Tunnell 0-1 0-0 0-0 0-0 0 0 0 0 0 0 0 7
Tolson 3-6 1-4 0-0 0-2 2 1 7 0 0 0 1 17
Morgan 6-12 4-7 2-2 1-0 1 1 18 0 1 0 1 26
Ntoko 1-2 0-0 0-0 0-1 1 0 2 0 0 0 1 2
Reed 1-1 0-0 0-0 0-1 1 0 2 0 0 0 0 10
Taylor 0-0 0-0 0-0 0-0 0 1 0 0 0 0 0 2
TOTALS 20-54 6-21 8-12 .370 .286 .667 12-14 26 12 54 7 13 4 6 200

VIRGINIA (6-4) Player FG 3FG FT O-D Reb PF Pts A TO Blk Stl Min
Sherrill (F) 4-8 1-4 0-0 2-2 4 1 9 2 1 0 1 26
Sene (C) 3-6 0-0 2-2 2-6 8 3 8 1 2 5 1 25
Baker (G) 2-4 1-2 0-0 2-0 2 0 5 4 0 0 0 18
Zeglinski (G) 4-9 3-8 2-2 0-1 1 0 13 2 0 1 2 21
Landesberg (G) 5-13 1-2 3-3 7-5 12 0 14 6 1 0 1 28
Browman 0-0 0-0 0-0 0-0 0 1 0 0 1 0 0 2
Evans 2-2 0-0 0-0 0-3 3 1 4 3 3 0 0 17
Farrakhan 3-5 2-2 2-2 1-0 1 1 10 2 0 0 0 16
Jonke 0-0 0-0 0-0 0-1 1 0 0 0 1 0 0 2
Kody 0-0 0-0 0-0 0-0 0 0 0 0 0 0 0 2
Jones 3-6 2-3 0-0 1-0 1 1 8 1 0 1 0 18
Spurlock 2-5 1-2 0-1 1-1 2 0 5 1 1 0 1 9
Tat 2-2 0-0 0-0 0-1 1 0 4 0 1 0 0 3
Meyinsse 0-0 0-0 0-0 0-1 1 4 0 0 0 0 0 13
TOTALS 30-60 11-23 9-10 .500 .478 .900 17-24 41 12 80 22 11 7 6 200

HAMPTON 28 26 54
VIRGINIA 48 32 80

Officials: Les Jones, Tim Nestor, John Gaffney
Technicals: none Attendance: 7,803

VIRGINIA 72 January 5, 2010
UTPA 53 John Paul Jones Arena • Charlottesville, Va.

TEXAS-PAN AMERICAN (1-15) Player FG 3FG FT O-D Reb PF Pts A TO Blk Stl Min
Valera (F) 4-7 0-0 3-4 1-5 6 2 11 1 1 1 0 25
Urbanus (G) 2-4 2-2 0-0 0-1 1 1 6 1 2 0 0 29
Hearn (G) 1-3 0-1 1-3 0-3 3 1 3 1 2 0 0 24
Maree (G) 5-10 0-1 4-5 1-3 4 2 14 1 1 0 0 24
Weiermiller (G) 4-10 2-6 0-0 0-1 1 2 10 1 3 0 2 32
Hawkins 0-1 0-0 0-0 0-1 1 0 0 0 0 0 0 1
Jones 0-1 0-1 0-0 0-0 0 0 0 0 1 0 0 12
Seagears 0-2 0-0 0-0 0-1 1 1 0 0 1 0 1 10
Mierzycki 2-5 0-0 0-0 2-3 5 2 4 0 2 0 1 22
Hendrix 2-3 0-1 1-1 1-0 1 2 5 0 1 0 0 9
Couch 0-0 0-0 0-0 0-0 0 0 0 0 0 0 0 1
Smith 0-2 0-2 0-0 0-1 1 0 0 0 0 0 0 5
Trader 0-0 0-0 0-0 0-0 0 0 0 0 0 1 0 6
TOTALS 20-48 4-14 9-13 .417 .286 .692 6-19 25 13 53 5 14 2 4 200

VIRGINIA (8-4) Player FG 3FG FT O-D Reb PF Pts A TO Blk Stl Min
Sherrill (F) 1-1 1-1 1-2 4-0 4 3 4 1 1 0 0 18
Scott (F) 10-15 0-0 2-3 2-5 7 3 22 1 2 1 1 29
Baker (G) 2-4 1-2 0-0 0-3 3 0 5 7 1 0 1 26
Zeglinski (G) 5-7 3-4 0-0 0-2 2 1 13 6 2 0 4 29
Landesberg (G) 9-15 1-2 1-2 0-6 6 2 20 3 3 0 0 33
Evans 2-3 1-2 0-0 0-1 1 1 5 3 1 0 2 21
Farrakhan 0-2 0-0 0-0 0-2 2 2 0 1 0 0 0 16
Sene 0-2 0-0 0-0 1-4 5 1 0 0 0 1 0 10
Jones 0-3 0-1 1-2 0-1 1 0 1 0 1 0 0 11
Spurlock 0-0 0-0 0-0 0-1 1 0 0 0 0 0 0 1
Tat 0-0 0-0 0-0 0-0 0 0 0 0 0 0 0 1
Meyinsse 1-1 0-0 0-0 0-1 1 1 2 0 1 1 0 5
TOTALS 30-53 7-12 5-9 .566 .583 .556 7-26 33 14 72 22 11 3 8 200

UTPA 23 30 53
VIRGINIA 40 32 72

Officials: Ray Natili, Michael Stephens, Dwayne Gladden
Technicals: none Attendance: 7,574

CLEMSON VIRGINIA **72 49** February 20, 2010
Littlejohn Coliseum • Clemson, S.C.

VIRGINIA (14-11, 5-7)

Player	FG	3FG	FT	O-D	Reb	PF	Pts	A	TO	Blk	Stl	Min
Scott (F)	7-14	0-0	0-0	3-1	4	1	14	0	1	1	1	25
Sene (C)	0-2	0-0	0-0	0-3	3	3	0	0	0	0	1	17
Evans (G)	1-4	0-0	1-2	1-0	1	2	3	0	1	0	3	26
Zeglinski (G)	5-12	1-5	0-0	0-8	8	2	11	2	2	0	1	35
Landesberg (G)	6-14	1-1	0-0	2-4	6	3	13	3	3	0	0	34
Farrakhan	0-3	0-3	0-0	0-0	0	1	0	2	2	0	0	11
Baker	0-1	0-0	0-0	0-0	0	0	0	0	0	0	0	3
Sherrill	0-2	0-2	0-0	0-1	1	0	0	0	2	0	1	9
Jones	1-5	0-1	2-2	0-1	1	0	4	1	0	0	0	17
Spurlock	0-1	0-1	0-0	0-0	0	0	0	0	1	0	0	7
Meyinsse	1-2	0-0	2-3	2-2	4	2	4	0	0	0	1	16
				3-0	3							
TOTALS	21-60	2-13	5-7	11-20	31	14	49	8	12	1	8	200
	<i>.350</i>	<i>.154</i>	<i>.714</i>									

CLEMSON (19-7, 7-5)

Player	FG	3FG	FT	O-D	Reb	PF	Pts	A	TO	Blk	Stl	Min
Potter (F)	2-7	2-6	0-0	0-3	3	1	6	1	0	0	1	26
T.Booker (F)	5-9	0-0	4-4	3-5	8	1	14	2	2	1	1	25
Grant (C)	8-9	0-0	2-2	1-4	5	0	18	1	1	4	0	24
Stitt (G)	2-3	0-1	1-1	0-3	3	0	5	4	3	0	0	23
Smith (G)	0-3	0-2	3-4	0-3	3	1	3	5	1	0	0	23
Johnson	1-6	1-3	0-0	0-3	3	1	3	1	1	1	0	19
Anderson	0-0	0-0	0-0	0-0	0	0	0	0	0	0	0	1
Baciu	0-0	0-0	0-0	0-0	0	0	0	0	0	0	0	1
Young	3-6	2-4	0-0	0-2	2	0	8	3	2	0	0	22
Narcisse	0-0	0-0	0-0	0-0	0	0	0	0	0	0	0	1
Jennings	4-4	1-1	2-2	0-1	1	2	11	0	0	0	0	15
D.Booker	1-3	0-0	0-0	1-2	3	0	2	0	0	0	0	15
Hill	1-2	0-0	0-0	0-1	1	0	2	1	2	0	0	5
				0-2	2							
TOTALS	27-52	6-17	12-13	5-29	34	6	72	18	12	6	2	200
	<i>.519</i>	<i>.353</i>	<i>.923</i>									

VIRGINIA	22	27	49	Officials:	Karl Hess, Ted Valentine, Brian Dorsey
CLEMSON	41	31	72	Technical:	none Attendance: 10,000

MIAMI VIRGINIA **74 62** February 23, 2010
BankUnited Center • Coral Gables, Fla.

VIRGINIA (14-12, 5-8)

Player	FG	3FG	FT	O-D	Reb	PF	Pts	A	TO	Blk	Stl	Min
Scott (F)	0-7	0-1	0-0	0-3	3	0	0	1	2	1	1	22
Meyinsse (F)	3-8	0-0	7-9	3-4	7	4	13	3	1	1	0	34
Baker (G)	1-6	0-2	0-0	1-1	2	0	2	3	1	0	1	27
Zeglinski (G)	2-10	1-6	0-0	0-3	3	3	5	3	0	0	2	36
Landesberg (G)	8-14	6-8	5-6	0-4	4	1	27	2	2	0	1	36
Evans	0-1	0-0	0-0	2-0	2	1	0	0	0	0	1	3
Sene	1-1	0-0	0-0	2-2	4	4	2	0	1	0	0	11
Sherrill	0-1	0-0	0-0	0-0	0	2	0	0	0	0	0	2
Jones	4-8	3-7	0-0	0-3	3	0	11	0	1	0	0	23
Tat	1-1	0-0	0-0	1-0	1	0	2	0	0	0	0	6
				0-2	2							
TOTALS	20-57	10-24	12-15	9-22	31	15	62	12	8	2	6	200
	<i>.351</i>	<i>.417</i>	<i>.800</i>									

MIAMI (18-9, 4-9)

Player	FG	3FG	FT	O-D	Reb	PF	Pts	A	TO	Blk	Stl	Min
Collins (F)	7-11	0-0	4-4	3-3	6	2	18	5	1	2	1	36
Gamble (C)	6-8	0-0	1-3	4-8	12	2	13	3	0	1	0	25
Scott (G)	4-8	1-3	2-2	0-4	4	1	11	2	1	0	0	30
Dews (G)	6-16	1-4	0-0	1-6	7	2	13	3	1	1	1	33
Adams (G)	1-2	1-2	0-0	1-2	3	0	3	0	0	0	0	16
Grant	2-5	2-4	2-2	0-3	3	0	8	4	2	0	1	28
McGowan	0-1	0-1	0-0	0-0	0	2	0	0	0	0	0	1
Thomas	2-6	2-6	2-2	1-2	3	1	8	1	2	0	1	23
Jones	0-1	0-1	0-0	0-0	0	0	0	0	0	0	0	2
Johnson	0-1	0-0	0-0	0-0	0	2	0	0	1	0	0	6
				0-1	1							
TOTALS	28-59	7-21	11-13	10-29	39	12	74	18	8	4	4	200
	<i>.475</i>	<i>.333</i>	<i>.846</i>									

VIRGINIA	32	30	62	Officials:	Gary Maxwell, Roger Ayers, Bernard Clinton
MIAMI	33	41	74	Technical:	none Attendance: 3,909

VIRGINIA TEAM AND INDIVIDUAL HIGHS FOR THE 2009-10 SEASON

Team		Individual	
Points:	85 vs. Longwood (85-72)	Points:	29 Sylven Landesberg at North Carolina
FG Att:	65 at Wake (22-65)	FG Att:	20 Sylven Landesberg (8-20) at Auburn
	vs. Wake (22-65)		
FG Made:	30 on three occasions	FG Made:	11 Sylven Landesberg (11-18) at North Carolina
FG %:	60.0 vs. Longwood (30-50)	FG %:⁽¹⁾	88.9 Mike Scott (8-9) vs. Rider
3-FG Att:	24 at Miami (10-24)	3-FG Att:	9 Sammy Zeglinski (4-9) vs. Penn State; Zeglinski (5-9) at Auburn
3-FG Made:	11 vs. Hampton (11-23)	3-FG Made:	6 Sylven Landesberg (6-8) at Miami
3-FG %:	58.8 vs. Cleveland State (10-17)	3-FG %:⁽²⁾	100.0 Jeff Jones (4-4) at Auburn
FT Att:	27 vs. Oral Roberts (20-27)	FT Att:	11 Sylven Landesberg (10-11) vs. Wake Forest
FT Made:	23 vs. Georgia Tech (23-26)	FT Made:	10 Sylven Landesberg (10-11) vs. Wake Forest
FT %:	95.0 at NC State (19-20)	FT %:⁽¹⁾	100.0 Sylven Landesberg (9-9) vs. Georgia Tech
Rebounds:	46 vs. NJIT	Rebounds:	13 Mike Scott vs. Longwood, Mike Scott at Virginia Tech
Assists:	22 vs. Hampton	Assists:	9 Sylven Landesberg vs. NC State
	vs. UT-Pan American		
Turnovers:	16 on three occasions	Turnovers:	6 Sylven Landesberg vs. Virginia Tech
Blocks:	7 vs. Hampton, vs. Virginia Tech	Blocks:	5 Assane Sene vs. Hampton
Steals:	12 vs. UNCW, at Wake	Steals:	4 Sammy Zeglinski vs. UT-Pan American, at North Carolina
Fouls:	25 vs. Penn State, at Wake		

OPPONENT TEAM AND INDIVIDUAL HIGHS FOR THE 2009-10 SEASON

Team		Individual	
Points:	85 by Maryland (66-85)	Points:	32 Talor Battle (Penn State)
FG Att:	64 by GT (33-64), by Md (36-64)	FG Att:	24 Malcolm Delaney (9-24, Virginia Tech)
FG Made:	36 by Maryland (36-64)	FG Made:	13 Elijah Millsap (13-22, UAB)
FG %:	56.3 by Maryland (36-64)	FG %:⁽¹⁾	100.0 Aaron Pogue (5-5, Cleveland State)
			Brendon Knox (5-5, Auburn)
3-FG Att:	26 by Auburn (10-26)	3-FG Att:	9 Talor Battle (5-9, Penn State)
			Frankie Sullivan (4-9, Auburn)
3-FG Made:	11 by UNC Wilmington (11-24)	3-FG Made:	5 Will Graves (4-9, North Carolina)
			Talor Battle (5-9, Penn State)
3-FG %:	50.0 on three occasions	3-FG %:⁽²⁾	100.0 Ahmad Grant (5-6, UNCW)
			Justin Leemow (3-3, USF)
FT Att:	29 by Wake Forest ¹ (20-29)	FT Att:	13 Dorenzo Hudson (3-3, Virginia Tech)
FT Made:	20 by Wake Forest ¹ (20-29)	FT Made:	9 Talor Battle (9-13, Penn State)
			Talor Battle (9-13, Penn State)
FT %:	92.3 by Clemson (12-13)	FT %:⁽¹⁾	100.0 Malcolm Delaney (9-10, Virginia Tech)
Rebounds:	46 by Wake Forest ²	Rebounds:	13 Augustus Gilchrist (7-7, USF)
Assists:	22 by Maryland	Rebounds:	13 Landry Fields (Stanford)
Turnovers:	24 by Wake Forest ¹	Assists:	9 Eric Hayes (Maryland)
Blocks:	8 by Wake Forest ²	Turnovers:	6 Augustus Gilchrist (USF), L.D. Williams (Wake ¹)
Steals:	11 by Virginia Tech	Blocks:	4 Jeff Allen (VT ²), Jerai Grant (Clemson)
Fouls:	20 by Oral Roberts	Steals:	4 Dominique Jones (USF)
			Chad Tomko (UNC Wilmington)
			Deon Thompson (North Carolina)

VIRGINIA AND OPPONENT TEAM LOWS FOR THE 2009-10 SEASON

Virginia		Opponent	
Points:	49 at USF (49-66), at Clemson (49-72)	Points:	37 by NJIT (37-68)
FG Att:	45 vs. Stanford (17-45)	FG Att:	44 by Wake ¹ (23-44)
FG Made:	17 at USF (17-52)	FG Made:	13 by NJIT (13-48)
	vs. Stanford (17-45)		
FG %:	32.7 at USF (17-52)	FG %:	27.1 by NJIT (13-48)
3-FG Att:	10 vs. UNC Wilmington (3-10)	3-FG Att:	8 by Maryland (4-8)
3-FG Made:	2 on three occasions	3-FG Made:	2 by UAB (2-14), by NC State (2-11)
3-FG %:	12.5 at Maryland (2-16)	3-FG %:	14.3 by UAB (2-14)
FT Att:	7 at Clemson (5-7)	FT Att:	5 by UNC Wilmington (4-5)
FT Made:	5 vs. UT-Pan American (5-9)	FT Made:	3 by Georgia Tech (3-11)
	at Clemson (5-7)		
FT %:	50.0 at Wake (8-16)	FT %:	27.3 by Georgia Tech (3-11)
Rebounds:	24 at USF	Rebounds:	18 by Cleveland State
Assists:	6 at Wake	Assists:	5 by UT-Pan American
Turnovers:	7 vs. NJIT, vs. Georgia Tech	Turnovers:	7 by NC State ²
Blocks:	0 vs. UNC Wilmington, at Wake	Blocks:	1 on five occasions
Steals:	2 at Virginia Tech	Steals:	2 by NC State ¹ , by Clemson
Fouls:	9 vs. NJIT, vs. UNC Wilmington	Fouls:	6 by Clemson

(1) Min. 5 made; (2) Min. 3 made

THE CAVALIERS' RECORD IN 2009-10 WHEN UVa:

leads at halftime.....	9-5
trails at halftime.....	5-7
tied at halftime.....	0-0
goes into overtime.....	0-2
leads by 10 or more points.....	12-3
trails by 10 or more points.....	3-7
shoots 50% or better.....	7-0
shoots less than 50%.....	7-12
shoots less than 45%.....	5-12
shoots less than 40%.....	1-9
opponent shoots 50% or better.....	3-5
opponent shoots less than 50%.....	11-7
opponent shoots less than 45%.....	9-4
opponent shoots less than 40%.....	7-2
has higher FG% than opponent.....	11-0
has lower FG% than opponent.....	3-12
has same FG% as opponent.....	0-0
outrounds its opponent.....	11-1
is outrebounded by opponent.....	2-11
has same rebounds as opponent.....	1-0
has more offensive rebounds than opponent.....	11-5
has fewer offensive rebounds than opponent.....	3-7
has same offensive rebounds as opponent.....	0-0
has fewer turnovers than opponent.....	10-7
has more turnovers than opponent.....	3-3
has same turnovers as opponent.....	1-2
has fewer than 10 turnovers.....	4-6
opponent has fewer than 10 turnovers.....	2-1
shoots more FTs than opponent.....	8-5
shoots fewer FTs than opponent.....	6-7
shoots the same FTs as opponent.....	0-0
has game decided by 10 points or less.....	4-6
has game decided by 5 points or less.....	1-5
scores <60 points.....	1-6
scores 60-69 points.....	2-5
scores 70-79 points.....	8-1
scores 80-89 points.....	3-0
scores 90+ points.....	0-0
allows <60 points.....	7-1
allows 60-69 points.....	5-7
allows 70-79 points.....	2-3
allows 80-89 points.....	0-1
allows 90+ points.....	0-0
wins the tip.....	5-3
loses the tip.....	9-9

VIRGINIA IN ITS 14 WINS:

UVa's FG percentage.....	48.2 (372-772)
UVa's FT percentage.....	78.3 (202-258)
UVa's 3FG percentage.....	43.4 (92-212)
UVa's offensive rebounds /game.....	10.9 (152)
UVa's rebounds/game.....	36.7 (514)
UVa's rebound margin/game.....	+7.9 (36.7-28.8)
UVa's assists/game.....	15.7 (220)
UVa's turnovers/game.....	10.6 (148)
UVa's points/game.....	74.1 (1038)
Opponent's FG percentage.....	40.9 (306-749)
Opponent's points/game.....	58.1 (813)
Opponent's turnovers/game.....	12.5 (175)
Opponent's FT attempts/game.....	14.7 (206)

VIRGINIA IN ITS 12 LOSSES:

UVa's FG percentage.....	37.0 (255-690)
UVa's FT percentage.....	70.5 (134-190)
UVa's 3FG percentage.....	28.4 (61-215)
UVa's offensive rebounds /game.....	10.6 (127)
UVa's rebounds/game.....	32.2 (386)
UVa's rebound margin/game.....	-6.0 (32.2-38.2)
UVa's assists/game.....	10.2 (122)
UVa's turnovers/game.....	10.8 (129)
UVa's points/game.....	58.8 (705)
Opponent's FG percentage.....	47.2 (308-652)
Opponent's points/game.....	69.2 (830)
Opponent's turnovers/game.....	12.5 (150)
Opponent's FT attempts/game.....	18.3 (220)

ADDITIONAL TEAM INFORMATION ...

Largest halftime lead:
 Largest halftime deficit:
 Largest halftime deficit overcome in a victory:
 Largest halftime lead surrendered in a loss:
 Largest deficit overcome in a victory:

Largest lead surrendered in a loss:
 Largest deficit at any time:
 Largest lead at any time:
 Most consecutive points scored:
 Most consecutive points allowed:

22 vs. Longwood, Nov. 13 (49-27)
 19 at Wake, Jan. 23 (15-34); at Clemson, Feb. 20 (22-41)
 7 vs. Cleveland State, Nov. 25 (27-34)
 6 vs. Penn State, Nov. 30 (27-21)
 10 vs. Cleveland State, Nov. 25 (down 29-39 @ 17:33, 2nd Half)
 10 at NC State, Jan. 9 (down 33-43 @ 12:35, 2nd Half)
 10 vs. UNCW, Jan. 18 (down 14-24 @ 10:45, 1st Half)
 12 vs Virginia Tech, Jan. 28 (led 22-10 @ 5:28, 1st Half)
 32 at Clemson, Feb. 20 (34-66 @ 5:37 2nd Half)
 33, vs. Rider, Nov. 19, (73-40 @ 4:28 2nd Half)
 20 vs. UNC Wilmington, Jan. 18
 16 at Wake Forest, Jan. 23

VIRGINIA'S LEADING PERFORMERS IN 2009-10 ...

OPPONENT	SCORE	POINTS	REBOUNDS	ASSISTS
Longwood	85-72	Syiven Landesberg (23)	Mike Scott (13)	Three players (4)
at USF	49-66	Syiven Landesberg (14)	Jeff Jones (5), Mike Scott (5)	Three players (2)
Rider	79-46	Mike Scott (17)	Mike Scott (9)	Mike Scott (3)
Oral Roberts	76-55	Mike Scott (15)	Mike Scott (10)	Mustapha Farrakhan (4)
vs. Stanford	52-57	Jeff Jones (17)	Mike Scott (9)	Scott (3), Zeglinski (3)
vs. Cleveland State	76-65	Syiven Landesberg (20)	Mike Scott (8)	Syiven Landesberg (5)
Penn State	66-69	Syiven Landesberg (18)	Mike Scott (11)	Four players (2)
at Auburn	67-68	Syiven Landesberg (20)	Sammy Zeglinski (5)	Jontel Evans (5)
NJIT	68-37	Jeff Jones (11)	Assane Sene (11)	Jontel Evans (3)
Hampton	80-54	Syiven Landesberg (14)	Syiven Landesberg (12)	Syiven Landesberg (6)
#24 UAB	72-63	Syiven Landesberg (19)	Mike Scott (7)	Calvin Baker (6)
Texas-Pan American	72-53	Mike Scott (22)	Mike Scott (7)	Calvin Baker (7)
at NC State	70-62	Syiven Landesberg (23)	Sammy Zeglinski (8)	Baker (3), Zeglinski (3)
#20 Georgia Tech	82-75	Syiven Landesberg (22)	Four players (6)	Syiven Landesberg (5)
#23 Miami	75-57	Syiven Landesberg (18)	Zeglinski (7), Evans (7)	Sammy Zeglinski (6)
UNC Wilmington	69-67	Syiven Landesberg (19)	Sammy Zeglinski (8)	Sammy Zeglinski (5)
at Wake Forest	57-69	Syiven Landesberg (18)	Three players (4)	Three players (2)
Virginia Tech	71-76 (ot)	Mike Scott (21)	Mike Scott (8)	Syiven Landesberg (5)
at North Carolina	75-60	Syiven Landesberg (29)	Three players (5)	Jontel Evans (6)
NC State	59-47	Mike Scott (15)	Mike Scott (10)	Syiven Landesberg (9)
Wake Forest	61-64 (ot)	Syiven Landesberg (28)	Mike Scott (10)	Three players (3)
at Virginia Tech	55-61	Mike Scott (20)	Mike Scott (13)	Jontel Evans (3)
at Maryland	66-85	Scott (16), Jones (16)	Mike Scott (6)	Syiven Landesberg (2)
Florida State	50-69	Jeff Jones (13)	Mike Scott (6)	Syiven Landesberg (4)
at Clemson	49-72	Mike Scott (14)	Sammy Zeglinski (8)	Syiven Landesberg (3)
at Miami	62-74	Syiven Landesberg (27)	Jerome Meyinsse (7)	Three players (3)

LED VIRGINIA IN...
SCORING

	'10	'09	'08	'07	Career
Landesberg	15	16			31
Scott	8	2	-		10
Jones	4	2	1		7
Baker	-	2	1		3
Zeglinski	-	1	-		1

REBOUNDING

	'10	'09	'08	'07	Career
Scott	17	13	8		38
Zeglinski	5	1	-		6
Landesberg	4	9			13
Meyinsse	4	-	1	-	5
Sene	2	5			7
Jones	1	1	-		2
Evans	1				1
Sherrill	1	-	-		1
Baker	-	-	3		3
Tat	-	-	-	1	1

ASSISTS

	'10	'09	'08	'07	Career
Landesberg	12	8			20
Zeglinski	10	13	-		23
Baker	6	11	5		22
Farrakhan	5	2	-		7
Evans	5				5
Scott	2	3	-		5
Meyinsse	1	-	-	-	1
Tat	-	-	-	2	2
Jones	-	1	-		1

The Automated ScoreBook
Virginia Season Schedule/Results & Leaders (as of Feb 23, 2010)
All games

RECORD:	OVERALL	HOME	AWAY	NEUTRAL
ALL GAMES	14-12	11-4	2-7	1-1
CONFERENCE	5-8	3-3	2-5	0-0
NON-CONFERENCE	9-4	8-1	0-2	1-1

Date	Opponent	Score	Att.	High Points	High Rebounds
11/13/09	LONGWOOD	W 85-72	10787	(23)Sylvan Landesberg	(13)Mike Scott
11/16/09	at USF	L 49-66	4193	(14)Sylvan Landesberg	(5)Mike Scott (5)Jeff Jones
11/19/09	RIDER	W 79-46	8061	(17)Mike Scott	(9)Mike Scott
11/21/09	ORAL ROBERTS	W 76-55	8829	(15)Mike Scott	(10)Mike Scott
11/24/09	#vs Stanford	L 52-57	200	(17)Jeff Jones	(9)Mike Scott
11/25/09	#vs Cleveland State	W 76-65		(20)Sylvan Landesberg	(8)Mike Scott
11/30/09	PENN STATE	L 66-69	8898	(18)Sylvan Landesberg	(11)Mike Scott
12/07/09	at Auburn	L 67-68	5493	(20)Sylvan Landesberg	(5)Sammy Zeglinski
12/21/09	NJIT	W 68-37	7264	(11)Jeff Jones	(11)Assane Sene
12/23/09	HAMPTON	W 80-54	7803	(14)Sylvan Landesberg	(12)Sylvan Landesberg
12/30/09	UAB	W 72-63	9444	(19)Sylvan Landesberg	(7)Mike Scott
01/05/10	TEXAS-PANAMERICAN	W 72-53	7574	(22)Mike Scott	(7)Mike Scott
1/9/10	*at NC State	W 70-62	16289	(23)Sylvan Landesberg	(8)Sammy Zeglinski
01/13/10	*GEORGIA TECH	W 82-75	8924	(22)Sylvan Landesberg	(6)Sylvan Landesberg (6)Mike Scott (6)Jerome Meyinsse
01/16/10	*MIAMI	W 75-57	11413	(18)Sylvan Landesberg	(7)Sammy Zeglinski (7)Jontel Evans
01/18/10	UNC WILMINGTON	W 69-67	10420	(19)Sylvan Landesberg	(8)Sammy Zeglinski
01/23/10	*at Wake Forest	L 57-69	13831	(18)Sylvan Landesberg	(4)Jerome Meyinsse (4)Will Sherrill (4)Sylvan Landesberg
01/28/10	*VIRGINIA TECH	L 71-76	13449	(21)Mike Scott	(8)Mike Scott
01/31/10	*at North Carolina	W 75-60	14437	(29)Sylvan Landesberg	(5)Jerome Meyinsse (5)Sylvan Landesberg (5)Mike Scott
02/03/10	*NC STATE	W 59-47	10092	(15)Mike Scott	(10)Mike Scott
02/06/10	*WAKE FOREST	L 61-64	11972	(28)Sylvan Landesberg	(10)Mike Scott
02/13/10	*at Virginia Tech	L 55-61	9847	(20)Mike Scott	(13)Mike Scott
02/15/10	*at Maryland	L 66-85	17091	(16)Mike Scott (16)Jeff Jones	(6)Mike Scott
02/17/10	*FLORIDA STATE	L 50-69	10365	(13)Jeff Jones	(6)Mike Scott
2/20/10	*at Clemson	L 49-72	10000	(14)Mike Scott	(8)Sammy Zeglinski
02/23/10	*at Miami	L 62-74	3909	(27)Sylvan Landesberg	(7)Jerome Meyinsse

* = Conference game

= Cancun, Mexico

Attendance Summary	Games	Attend	Avg/Game
Home	15	145295	9686
Away	9	95090	10566
Neutral	2	200	100
Total	26	240585	9253

The Automated ScoreBook
Virginia Points-Rebounds-Assists (as of Feb 23, 2010)
All games

Opponent	Date	Score	01		02		04		05		13		15		22	
			EVANS,JONT	FARRAKHAN	BAKER,CALV	SENE,ASSAN	ZEGLINSKI,	LANDESBER	SHERRILL,W							
LONGWOOD	11/13/09	85-72	W	4-2-1	17-5-4	DNP	DNP	14-6-4	23-6-4	DNP						
at USF	11/16/09	49-66	L	2-0-0	3-1-2	5-2-1	DNP	2-0-2	14-2-2	2-1-0						
RIDER	11/19/09	79-46	W	0-1-2	8-1-2	8-2-2	DNP	12-4-2	10-4-1	2-6-1						
ORAL ROBERTS	11/21/09	76-55	W	0-0-0	13-2-4	4-0-2	8-7-0	13-3-1	14-7-3	3-3-0						
vs Stanford	11/24/09	52-57	L	0-0-0	3-1-1	1-1-1	2-3-0	2-6-3	16-4-2	0-1-0						
vs Cleveland State	11/25/09	76-65	W	0-0-0	11-1-2	0-0-1	0-1-0	10-3-4	20-5-5	18-6-2						
PENN STATE	11/30/09	66-69	L	0-0-0	5-0-2	2-1-2	DNP	16-1-2	18-5-2	0-4-1						
at Auburn	12/07/09	67-68	L	4-2-5	0-1-1	2-1-1	2-3-0	18-5-4	20-3-1	3-4-1						
NJIT	12/21/09	68-37	W	7-5-3	0-2-2	9-2-1	4-11-1	8-4-0	10-5-1	8-4-2						
HAMPTON	12/23/09	80-54	W	4-3-3	10-1-2	5-2-4	8-8-1	13-1-2	14-12-6	9-4-2						
UAB	12/30/09	72-63	W	9-0-3	10-2-2	8-2-6	1-2-0	9-1-0	19-6-4	0-5-0						
TEXAS-PAN AMERICAN	01/05/10	72-53	W	5-1-3	0-2-1	5-3-7	0-5-0	13-2-6	20-6-3	4-4-1						
at NC State	1/9/10	70-62	W	2-1-2	3-3-1	2-2-3	DNP	10-8-3	23-5-0	2-4-0						
GEORGIA TECH	01/13/10	82-75	W	0-0-3	15-1-4	2-1-0	2-6-0	10-3-1	22-6-5	2-1-0						
MIAMI	01/16/10	75-57	W	4-7-4	13-3-2	4-1-2	0-2-0	10-7-6	18-2-3	0-2-0						
UNC WILMINGTON	01/18/10	69-67	W	4-2-3	3-2-0	0-1-1	2-2-0	10-8-5	19-5-0	3-0-0						
at Wake Forest	01/23/10	57-69	L	4-1-2	10-3-2	DNP	0-3-0	1-2-2	18-4-0	5-4-0						
VIRGINIA TECH	01/28/10	71-76	L	0-1-1	2-3-0	DNP	DNP	9-5-4	18-4-5	0-4-0						
at North Carolina	01/31/10	75-60	W	4-2-6	0-1-1	3-1-1	0-2-0	19-2-4	29-5-2	2-4-1						
NC STATE	02/03/10	59-47	W	0-0-0	11-3-1	5-0-1	0-2-0	8-4-2	7-6-9	3-5-0						
WAKE FOREST	02/06/10	61-64	L	3-1-2	7-1-2	0-1-3	0-1-0	3-4-3	28-7-3	7-3-0						
at Virginia Tech	02/13/10	55-61	L	1-1-3	0-0-0	2-2-1	0-3-0	4-5-2	17-6-2	3-3-1						
at Maryland	02/15/10	66-85	L	6-1-1	4-2-1	2-1-1	2-4-1	0-0-1	12-4-2	2-3-0						
FLORIDA STATE	02/17/10	50-69	L	0-0-0	4-0-1	5-2-0	2-2-0	5-4-2	4-2-4	0-3-0						
at Clemson	2/20/10	49-72	L	3-1-0	0-0-2	0-0-0	0-3-0	11-8-2	13-6-3	0-1-0						
at Miami	02/23/10	62-74	L	0-2-0	DNP	2-2-3	2-4-0	5-3-3	27-4-2	0-0-0						

Opponent	Date	Score	23		24		32		45		55	
			JONES,JEFF	SPURLOCK,T	SCOTT,MIKE	TAT,SOLOMO	MEYINSSE,J					
LONGWOOD	11/13/09	85-72	W	10-1-1	0-0-0	12-13-0	DNP	5-2-0				
at USF	11/16/09	49-66	L	7-5-0	1-1-0	9-5-0	0-0-0	4-4-0				
RIDER	11/19/09	79-46	W	11-1-0	3-2-0	17-9-3	4-4-0	4-2-2				
ORAL ROBERTS	11/21/09	76-55	W	2-0-0	2-0-0	15-10-2	0-0-0	2-6-0				
vs Stanford	11/24/09	52-57	L	17-1-0	DNP	7-9-3	DNP	4-8-0				
vs Cleveland State	11/25/09	76-65	W	0-2-0	DNP	15-8-3	DNP	2-2-0				
PENN STATE	11/30/09	66-69	L	3-0-0	DNP	17-11-1	DNP	5-6-0				
at Auburn	12/07/09	67-68	L	16-2-0	DNP	DNP	DNP	2-3-0				
NJIT	12/21/09	68-37	W	11-2-0	6-1-0	DNP	1-2-0	4-5-1				
HAMPTON	12/23/09	80-54	W	8-1-1	5-2-1	DNP	4-1-0	0-1-0				
UAB	12/30/09	72-63	W	0-0-0	DNP	10-7-0	DNP	6-3-0				
TEXAS-PAN AMERICAN	01/05/10	72-53	W	1-1-0	0-1-0	22-7-1	0-0-0	2-1-0				
at NC State	1/9/10	70-62	W	8-1-0	DNP	14-7-2	DNP	6-5-0				
GEORGIA TECH	01/13/10	82-75	W	9-2-1	DNP	12-6-1	DNP	8-6-2				
MIAMI	01/16/10	75-57	W	9-0-0	0-0-0	10-4-2	1-0-0	6-4-0				
UNC WILMINGTON	01/18/10	69-67	W	2-0-1	DNP	12-3-2	DNP	14-3-0				
at Wake Forest	01/23/10	57-69	L	10-3-0	DNP	6-2-0	0-0-0	3-4-0				
VIRGINIA TECH	01/28/10	71-76	L	12-2-2	DNP	21-8-0	DNP	9-4-0				
at North Carolina	01/31/10	75-60	W	0-0-0	0-0-0	11-5-3	0-0-0	7-5-0				
NC STATE	02/03/10	59-47	W	0-0-0	DNP	15-10-1	DNP	10-4-0				
WAKE FOREST	02/06/10	61-64	L	0-0-0	DNP	10-10-2	DNP	3-3-0				
at Virginia Tech	02/13/10	55-61	L	2-0-1	DNP	20-13-1	DNP	6-6-0				
at Maryland	02/15/10	66-85	L	16-2-1	4-1-0	16-6-0	DNP	2-1-0				
FLORIDA STATE	02/17/10	50-69	L	13-3-2	5-0-0	10-6-1	DNP	2-5-0				
at Clemson	2/20/10	49-72	L	4-1-1	0-0-0	14-4-0	DNP	4-4-0				
at Miami	02/23/10	62-74	L	11-3-0	DNP	0-3-1	2-1-0	13-7-3				

The Automated ScoreBook
Virginia Team Game-by-Game Comparison (as of Feb 23, 2010)
All games

Opponent	1st	2nd	Score	Mar	Total FG	FG Pct	3-Pointers	3FG Pct	Free Throws	FT Pct	Rebounds	Assist	T/Over	Block	Steal	Fouls
LONGWOOD	49/27	36/45	85-72	+13	30-50/29-61	.600/.475	6-14/8-22	.429/.364	19-24/6-10	.792/.600	36/21 +15	14/12	16/11	2/1	6/9	14/19
USF	27/31	22/35	49-66	(17)	17-52/24-45	.327/.533	2-12/5-11	.167/.455	13-17/13-18	.765/.722	24/35 (11)	7/11	9/14	1/4	5/6	17/17
RIDER	36/22	43/24	79-46	+33	29-56/17-51	.518/.333	7-16/7-23	.438/.304	14-19/5-12	.737/.417	42/27 +15	15/10	10/14	3/5	5/3	14/16
ORAL ROBERTS	41/35	35/20	76-55	+21	25-55/18-56	.455/.321	6-15/7-17	.400/.412	20-27/12-20	.741/.600	44/35 +9	12/7	10/14	3/3	5/4	17/20
Stanford	31/30	21/27	52-57	(5)	17-45/21-54	.378/.389	4-18/8-16	.222/.500	14-24/7-15	.583/.467	35/36 (1)	10/11	13/10	4/1	8/5	18/18
Cleveland State	27/34	49/31	76-65	+11	28-53/26-47	.528/.553	10-17/9-21	.588/.429	10-14/4-8	.714/.500	32/18 +14	17/14	10/10	2/3	6/7	10/16
PENN STATE	27/21	39/48	66-69	(3)	25-61/23-52	.410/.442	8-15/6-17	.533/.353	8-13/17-25	.615/.680	35/38 (3)	10/12	8/10	3/3	4/4	25/17
Auburn	34/32	33/36	67-68	(1)	25-58/25-53	.431/.472	9-22/10-26	.409/.385	8-10/8-17	.800/.471	31/35 (4)	13/12	9/12	4/3	6/4	21/15
NJIT	32/19	36/18	68-37	+31	24-62/13-48	.387/.271	7-20/6-17	.350/.353	13-17/5-10	.765/.500	46/31 +15	12/8	7/14	5/2	11/4	9/15
HAMPTON	48/28	32/26	80-54	+26	30-60/20-54	.500/.370	11-23/6-21	.478/.286	9-10/8-12	.900/.667	41/26 +15	22/7	11/13	7/4	6/6	12/12
UAB	30/35	42/28	72-63	+9	25-52/28-59	.481/.475	6-13/2-14	.462/.143	16-21/5-15	.762/.333	32/33 (1)	15/7	12/13	6/1	6/3	17/18
TEXAS-PAN AMERICAN	40/23	32/30	72-53	+19	30-53/20-48	.566/.417	7-12/4-14	.583/.286	5-9/9-13	.556/.692	33/25 +8	22/5	11/14	3/2	8/4	14/13
NC State	26/30	44/32	70-62	+8	23-54/21-52	.426/.404	5-11/4-14	.455/.286	19-20/16-26	.950/.615	36/30 +6	11/14	10/9	4/2	6/2	16/19
GEORGIA TECH	38/39	44/36	82-75	+7	27-61/33-64	.443/.516	5-14/6-17	.357/.353	23-26/3-11	.885/.273	36/33 +3	17/15	7/11	1/5	6/4	14/19
MIAMI	33/21	42/36	75-57	+18	29-56/17-54	.518/.315	6-14/4-19	.429/.211	11-16/19-26	.688/.731	34/34 -	19/8	9/12	1/4	6/5	17/19
UNC WILMINGTON	34/27	35/40	69-67	+2	23-54/26-51	.426/.510	3-10/11-24	.300/.458	20-24/4-5	.833/.800	32/25 +7	12/16	11/16	0/4	12/4	9/16
Wake Forest	15/34	42/35	57-69	(12)	22-65/23-44	.338/.523	5-21/3-10	.238/.300	8-16/20-29	.500/.690	29/42 (13)	6/13	12/24	0/5	12/3	25/14
VIRGINIA TECH	27/28	38/37	71-76	(5)	25-57/28-62	.439/.452	6-19/4-12	.316/.333	15-22/16-20	.682/.800	34/39 (5)	12/12	16/14	7/1	7/11	23/17
North Carolina	35/30	40/30	75-60	+15	27-52/20-56	.519/.357	7-17/9-22	.412/.409	14-18/11-22	.778/.500	30/35 (5)	18/11	16/17	5/1	9/8	16/16
NC STATE	25/28	34/19	59-47	+12	22-54/18-48	.407/.375	6-16/2-11	.375/.182	9-13/9-16	.692/.563	40/30 +10	14/6	8/7	1/4	5/4	19/17
WAKE FOREST	34/29	21/26	61-64	(3)	22-65/25-57	.338/.439	5-19/3-12	.263/.250	12-16/11-23	.750/.478	34/46 (12)	15/6	9/13	1/8	5/4	20/18
Virginia Tech	25/21	30/40	55-61	(6)	21-64/20-54	.328/.370	3-18/5-13	.167/.385	10-15/16-20	.667/.800	43/38 +5	11/8	9/10	2/7	2/5	21/16
Maryland	34/52	32/33	66-85	(19)	22-58/36-64	.379/.563	2-16/4-8	.125/.500	20-22/9-15	.909/.600	28/42 (14)	8/22	12/13	2/4	5/6	20/19
FLORIDA STATE	24/33	26/36	50-69	(19)	18-48/28-56	.375/.500	5-18/7-14	.278/.500	9-13/6-12	.692/.500	31/34 (3)	10/15	12/10	3/5	4/7	15/16
Clemson	22/41	27/31	49-72	(23)	21-60/27-52	.350/.519	2-13/6-17	.154/.353	5-7/12-13	.714/.923	31/34 (3)	8/18	12/12	1/6	8/2	14/6
Miami	32/33	30/41	62-74	(12)	20-57/28-59	.351/.475	10-24/7-21	.417/.333	12-15/11-13	.800/.846	31/39 (8)	12/18	8/8	2/4	6/4	15/12

Note: Game totals are displayed in the format TEAM/OPPONENT for each category

The Automated ScoreBook
Virginia Game-by-Game Highs (as of Feb 23, 2010)
All games

Opponent	Date	Score	Points	Rebounds	Assists	Steals	Blocked shots
LONGWOOD	11/13/09	85-72	23-Sylvan Landesberg	13-Mike Scott	4-Sylvan Landesberg Mustapha Farrakhan Sammy Zeglinski	1-Mike Scott Jontel Evans Jeff Jones Sylvan Landesberg Mustapha Farrakhan Sammy Zeglinski	2-Mike Scott
at USF	11/16/09	49-66	14-Sylvan Landesberg	5-Jeff Jones Mike Scott	2-Sammy Zeglinski Mustapha Farrakhan Sylvan Landesberg	2-Sammy Zeglinski	1-Sammy Zeglinski
RIDER	11/19/09	79-46	17-Mike Scott	9-Mike Scott	3-Mike Scott	1-Calvin Baker Jeff Jones Will Sherrill Sammy Zeglinski Mustapha Farrakhan	2-Jerome Meyinsse
ORAL ROBERTS	11/21/09	76-55	15-Mike Scott	10-Mike Scott	4-Mustapha Farrakhan	1-Calvin Baker Sylvan Landesberg Jeff Jones Mike Scott Mustapha Farrakhan	2-Sylvan Landesberg
vs Stanford	11/24/09	52-57	17-Jeff Jones	9-Mike Scott	3-Sammy Zeglinski Mike Scott	2-Jeff Jones	1-Will Sherrill Mike Scott Sylvan Landesberg Jerome Meyinsse
vs Cleveland State	11/25/09	76-65	20-Sylvan Landesberg	8-Mike Scott	5-Sylvan Landesberg	3-Will Sherrill	1-Will Sherrill Mustapha Farrakhan
PENN STATE	11/30/09	66-69	18-Sylvan Landesberg	11-Mike Scott	2-Sylvan Landesberg Calvin Baker Mustapha Farrakhan Sammy Zeglinski	2-Sammy Zeglinski	1-Sylvan Landesberg Jerome Meyinsse Sammy Zeglinski
at Auburn	12/07/09	67-68	20-Sylvan Landesberg	5-Sammy Zeglinski	5-Jontel Evans	3-Jontel Evans	3-Assane Sene
NJIT	12/21/09	68-37	11-Jeff Jones	11-Assane Sene	3-Jontel Evans	3-Sylvan Landesberg	2-Sammy Zeglinski Assane Sene
HAMPTON	12/23/09	80-54	14-Sylvan Landesberg	12-Sylvan Landesberg	6-Sylvan Landesberg	2-Sammy Zeglinski	5-Assane Sene
UAB	12/30/09	72-63	19-Sylvan Landesberg	7-Mike Scott	6-Calvin Baker	2-Jontel Evans Sammy Zeglinski	2-Mustapha Farrakhan Assane Sene
TEXAS-PAN AMERICAN	01/05/10	72-53	22-Mike Scott	7-Mike Scott	7-Calvin Baker	4-Sammy Zeglinski	1-Assane Sene Mike Scott Jerome Meyinsse
at NC State	1/9/10	70-62	23-Sylvan Landesberg	8-Sammy Zeglinski	3-Sammy Zeglinski Calvin Baker	2-Jontel Evans	2-Jerome Meyinsse
GEORGIA TECH	01/13/10	82-75	22-Sylvan Landesberg	6-Assane Sene Jerome Meyinsse Mike Scott Sylvan Landesberg	5-Sylvan Landesberg	3-Mustapha Farrakhan	1-Sylvan Landesberg
MIAMI	01/16/10	75-57	18-Sylvan Landesberg	7-Jontel Evans Sammy Zeglinski	6-Sammy Zeglinski	2-Will Sherrill	1-Mustapha Farrakhan
UNC WILMINGTON	01/18/10	69-67	19-Sylvan Landesberg	8-Sammy Zeglinski	5-Sammy Zeglinski	3-Jontel Evans	None
at Wake Forest	01/23/10	57-69	18-Sylvan Landesberg	4-Sylvan Landesberg Will Sherrill Jerome Meyinsse	2-Sammy Zeglinski Jontel Evans Mustapha Farrakhan	3-Jeff Jones	None
VIRGINIA TECH	01/28/10	71-76	21-Mike Scott	8-Mike Scott	5-Sylvan Landesberg	2-Will Sherrill Mike Scott	2-Jerome Meyinsse Sammy Zeglinski Mustapha Farrakhan

The Automated ScoreBook
Virginia Game-by-Game Highs (as of Feb 23, 2010)
All games

Opponent	Date	Score	Points	Rebounds	Assists	Steals	Blocked shots
at North Carolina	01/31/10	75-60	29-Syven Landesberg	5-Mike Scott Syven Landesberg Jerome Meyinsse	6-Jontel Evans	4-Sammy Zeglinski	3-Jerome Meyinsse
NC STATE	02/03/10	59-47	15-Mike Scott	10-Mike Scott	9-Syven Landesberg	3-Sammy Zeglinski	1-Assane Sene
WAKE FOREST	02/06/10	61-64	28-Syven Landesberg	10-Mike Scott	3-Sammy Zeglinski Calvin Baker Syven Landesberg	2-Syven Landesberg Jontel Evans	1-Jerome Meyinsse
at Virginia Tech	02/13/10	55-61	20-Mike Scott	13-Mike Scott	3-Jontel Evans	1-Mike Scott Calvin Baker	1-Jerome Meyinsse Assane Sene
at Maryland	02/15/10	66-85	16-Jeff Jones Mike Scott	6-Mike Scott	2-Syven Landesberg	2-Jontel Evans	1-Assane Sene Mustapha Farrakhan
FLORIDA STATE	02/17/10	50-69	13-Jeff Jones	6-Mike Scott	4-Syven Landesberg	1-Jontel Evans Tristan Spurlock Jeff Jones Sammy Zeglinski	1-Sammy Zeglinski Will Sherrill Tristan Spurlock
at Clemson	2/20/10	49-72	14-Mike Scott	8-Sammy Zeglinski	3-Syven Landesberg	3-Jontel Evans	1-Mike Scott
at Miami	02/23/10	62-74	27-Syven Landesberg	7-Jerome Meyinsse	3-Jerome Meyinsse Calvin Baker Sammy Zeglinski	2-Sammy Zeglinski	1-Jerome Meyinsse Scott, Mike

The Automated ScoreBook
Virginia Team Game-by-Game (as of Feb 23, 2010)
All games

TEAM STATISTICS

Opponent	Date	Score		Total		3-Pointers		Free throws		Rebounds				pf	a	t/o	blk	stl	pts	avg
				fg-fga	pct	3fg-fga	pct	ft-fga	pct	off	def	tot	avg							
LONGWOOD	11/13/09	85-72	W	30-50	.600	6-14	.429	19-24	.792	5	31	36	36.0	14	14	16	2	6	85	85.0
at USF	11/16/09	49-66	L	17-52	.327	2-12	.167	13-17	.765	9	15	24	30.0	17	7	9	1	5	49	67.0
RIDER	11/19/09	79-46	W	29-56	.518	7-16	.438	14-19	.737	11	31	42	34.0	14	15	10	3	5	79	71.0
ORAL ROBERTS	11/21/09	76-55	W	25-55	.455	6-15	.400	20-27	.741	13	31	44	36.5	17	12	10	3	5	76	72.2
vs Stanford	11/24/09	52-57	L	17-45	.378	4-18	.222	14-24	.583	8	27	35	36.2	18	10	13	4	8	52	68.2
vs Cleveland State	11/25/09	76-65	W	28-53	.528	10-17	.588	10-14	.714	12	20	32	35.5	10	17	10	2	6	76	69.5
PENN STATE	11/30/09	66-69	L	25-61	.410	8-15	.533	8-13	.615	11	24	35	35.4	25	10	8	3	4	66	69.0
at Auburn	12/07/09	67-68	L	25-58	.431	9-22	.409	8-10	.800	10	21	31	34.9	21	13	9	4	6	67	68.8
NJIT	12/21/09	68-37	W	24-62	.387	7-20	.350	13-17	.765	15	31	46	36.1	9	12	7	5	11	68	68.7
HAMPTON	12/23/09	80-54	W	30-60	.500	11-23	.478	9-10	.900	17	24	41	36.6	12	22	11	7	6	80	69.8
UAB	12/30/09	72-63	W	25-52	.481	6-13	.462	16-21	.762	9	23	32	36.2	17	15	12	6	6	72	70.0
TEXAS-PAN AMERICAN	01/05/10	72-53	W	30-53	.566	7-12	.583	5-9	.556	7	26	33	35.9	14	22	11	3	8	72	70.2
at NC State	1/9/10	70-62	W	23-54	.426	5-11	.455	19-20	.950	9	27	36	35.9	16	11	10	4	6	70	70.2
GEORGIA TECH	01/13/10	82-75	W	27-61	.443	5-14	.357	23-26	.885	15	21	36	35.9	14	17	7	1	6	82	71.0
MIAMI	01/16/10	75-57	W	29-56	.518	6-14	.429	11-16	.688	7	27	34	35.8	17	19	9	1	6	75	71.3
UNC WILMINGTON	01/18/10	69-67	W	23-54	.426	3-10	.300	20-24	.833	11	21	32	35.6	9	12	11	0	12	69	71.1
at Wake Forest	01/23/10	57-69	L	22-65	.338	5-21	.238	8-16	.500	14	15	29	35.2	25	6	12	0	12	57	70.3
VIRGINIA TECH	01/28/10	71-76	Lot	25-57	.439	6-19	.316	15-22	.682	9	25	34	35.1	23	12	16	7	7	71	70.3
at North Carolina	01/31/10	75-60	W	27-52	.519	7-17	.412	14-18	.778	8	22	30	34.8	16	18	16	5	9	75	70.6
NC STATE	02/03/10	59-47	W	22-54	.407	6-16	.375	9-13	.692	13	27	40	35.1	19	14	8	1	5	59	70.0
WAKE FOREST	02/06/10	61-64	Lot	22-65	.338	5-19	.263	12-16	.750	15	19	34	35.0	20	15	9	1	5	61	69.6
at Virginia Tech	02/13/10	55-61	L	21-64	.328	3-18	.167	10-15	.667	14	29	43	35.4	21	11	9	2	2	55	68.9
at Maryland	02/15/10	66-85	L	22-58	.379	2-16	.125	20-22	.909	10	18	28	35.1	20	8	12	2	5	66	68.8
FLORIDA STATE	02/17/10	50-69	L	18-48	.375	5-18	.278	9-13	.692	7	24	31	34.9	15	10	12	3	4	50	68.0
at Clemson	2/20/10	49-72	L	21-60	.350	2-13	.154	5-7	.714	11	20	31	34.8	14	8	12	1	8	49	67.2
at Miami	02/23/10	62-74	L	20-57	.351	10-24	.417	12-15	.800	9	22	31	34.6	15	12	8	2	6	62	67.0
Virginia		1743		627-1462	.429	153-427	.358	336-448	.750	279	621	900	34.6	432	342	277	73	169	1743	67.0
Opponents		1643		614-1401	.438	153-433	.353	262-426	.615	242	619	861	33.1	420	298	325	92	128	1643	63.2

Games played: 26
Points/game: 67.0
FG Pct: 42.9
3FG Pct: 35.8
FT Pct: 75.0

Rebounds/game: 34.6
Assists/game: 13.2
Turnovers/game: 10.7
Assist/turnover ratio: 1.2
Steals/game: 6.5
Blocks/game: 2.8

The Automated ScoreBook
Virginia Overall Team Statistics (as of Feb 23, 2010)
All games

TEAM STATISTICS	VA	OPP
SCORING	1743	1643
Points per game	67.0	63.2
Scoring margin	+3.8	-
FIELD GOALS-ATT	627-1462	614-1401
Field goal pct	.429	.438
3 POINT FG-ATT	153-427	153-433
3-point FG pct	.358	.353
3-pt FG made per game	5.9	5.9
FREE THROWS-ATT	336-448	262-426
Free throw pct	.750	.615
F-Throws made per game	12.9	10.1
REBOUNDS	900	861
Rebounds per game	34.6	33.1
Rebounding margin	+1.5	-
ASSISTS	342	298
Assists per game	13.2	11.5
TURNOVERS	277	325
Turnovers per game	10.7	12.5
Turnover margin	+1.8	-
Assist/turnover ratio	1.2	0.9
STEALS	169	128
Steals per game	6.5	4.9
BLOCKS	73	92
Blocks per game	2.8	3.5
WINNING STREAK	0	-
Home win streak	0	-
ATTENDANCE	145295	95290
Home games-Avg/Game	15-9686	9-10566
Neutral site-Avg/Game	-	2-100

Score by Periods	1st	2nd	OT	Totals
Virginia	826	905	12	1743
Opponents	783	840	20	1643

The Automated ScoreBook
Virginia Season Box Score (as of Feb 23, 2010)
All games

RECORD:	OVERALL	HOME	AWAY	NEUTRAL
ALL GAMES	14-12	11-4	2-7	1-1
CONFERENCE	5-8	3-3	2-5	0-0
NON-CONFERENCE	9-4	8-1	0-2	1-1

##	Player	gp-gs	min	avg	Total		3-Point		F-Throw		Rebounds				pf	dq	a	to	blk	stl	pts	avg
					fg-fga	fg%	3fg-fga	3fg%	ft-fa	ft%	off	def	tot	avg								
15	Sylvan Landesberg	26-26	832	32.0	160-360	.444	22-54	.407	111-135	.822	37	94	131	5.0	54	2	74	58	8	21	453	17.4
	Conference-Only...	13-13	425	32.7	84-189	.444	16-38	.421	52-60	.867	17	44	61	4.7	31	1	40	34	3	12	236	18.2
32	Mike Scott	23-22	642	27.9	125-244	.512	3-5	.600	42-55	.764	51	115	166	7.2	47	1	29	39	8	15	295	12.8
	Conference-Only...	13-13	359	27.6	66-144	.458	3-5	.600	24-28	.857	29	55	84	6.5	21	0	14	21	4	10	159	12.2
13	Sammy Zeglinski	26-25	755	29.0	79-202	.391	51-131	.389	26-33	.788	9	90	99	3.8	52	0	70	47	8	33	235	9.0
	Conference-Only...	13-12	383	29.5	31-102	.304	19-66	.288	14-17	.824	5	50	55	4.2	24	0	35	20	3	13	95	7.3
23	Jeff Jones	26-4	448	17.2	59-137	.431	31-75	.413	33-43	.767	6	27	33	1.3	11	0	11	9	2	13	182	7.0
	Conference-Only...	13-1	221	17.0	30-65	.462	15-35	.429	19-23	.826	4	13	17	1.3	9	0	8	3	0	6	94	7.2
02	Mustapha Farrakhan	25-7	480	19.2	46-129	.357	20-57	.351	40-50	.800	10	31	41	1.6	27	0	42	34	7	12	152	6.1
	Conference-Only...	12-0	208	17.3	22-59	.373	7-26	.269	18-25	.720	5	15	20	1.7	12	0	17	15	4	6	69	5.8
55	Jerome Meyinsse	26-18	536	20.6	43-81	.531	0-0	.000	47-65	.723	41	63	104	4.0	66	1	8	11	18	10	133	5.1
	Conference-Only...	13-11	306	23.5	26-50	.520	0-0	.000	27-39	.692	23	35	58	4.5	38	1	5	6	10	3	79	6.1
04	Calvin Baker	23-8	386	16.8	29-87	.333	8-34	.235	10-16	.625	8	22	30	1.3	24	0	44	19	0	10	76	3.3
	Conference-Only...	11-4	180	16.4	11-36	.306	3-15	.200	2-5	.400	3	10	13	1.2	10	0	15	11	0	2	27	2.5
22	Will Sherrill	25-6	406	16.2	30-82	.366	14-47	.298	4-8	.500	34	45	79	3.2	54	1	12	18	4	16	78	3.1
	Conference-Only...	13-1	193	14.8	11-42	.262	4-24	.167	0-2	.000	17	20	37	2.8	33	1	2	11	2	9	26	2.0
01	Jontel Evans	26-10	403	15.5	29-71	.408	2-12	.167	6-12	.500	4	30	34	1.3	46	1	47	21	0	29	66	2.5
	Conference-Only...	13-9	221	17.0	12-45	.267	0-7	.000	3-8	.375	4	14	18	1.4	29	1	24	9	0	15	27	2.1
24	Tristan Spurlock	12-0	55	4.6	10-24	.417	2-11	.182	4-6	.667	3	5	8	0.7	4	0	1	5	1	4	26	2.2
	Conference-Only...	5-0	19	3.8	3-8	.375	0-4	.000	3-3	1.000	1	0	1	0.2	1	0	0	2	1	2	9	1.8
05	Assane Sene	20-4	256	12.8	12-36	.333	0-0	.000	11-18	.611	24	50	74	3.7	42	1	3	9	17	4	35	1.8
	Conference-Only...	11-1	122	11.1	2-10	.200	0-0	.000	4-5	.800	11	21	32	2.9	26	0	1	6	3	2	8	0.7
45	Solomon Tat	10-0	26	2.6	5-6	.833	0-0	.000	2-7	.286	3	5	8	0.8	2	0	0	2	0	1	12	1.2
	Conference-Only...	4-0	10	2.5	1-1	1.000	0-0	.000	1-4	.250	1	0	1	0.3	1	0	0	0	0	1	3	0.8
10	Tom Jonke	4-0	10	2.5	0-1	.000	0-1	.000	0-0	.000	0	2	2	0.5	0	0	0	2	0	0	0	0.0
	Conference-Only...	1-0	1	1.0	0-0	.000	0-0	.000	0-0	.000	0	0	0	0.0	0	0	0	0	0	0	0	0.0
11	Thomas Kody	4-0	8	2.0	0-2	.000	0-0	.000	0-0	.000	1	0	1	0.3	1	0	1	1	0	1	0	0.0
	Conference-Only...	1-0	1	1.0	0-0	.000	0-0	.000	0-0	.000	0	0	0	0.0	0	0	0	1	0	0	0	0.0
00	Doug Browman	4-0	7	1.8	0-0	.000	0-0	.000	0-0	.000	0	1	1	0.3	2	0	0	1	0	0	0	0.0
	Conference-Only...	1-0	1	1.0	0-0	.000	0-0	.000	0-0	.000	0	0	0	0.0	0	0	0	0	0	0	0	0.0
	Team										48	41	89				1					
	Team										21	19	40				1					
	Total.....	26	5250		627-1462	.429	153-427	.358	336-448	.750	279	621	900	34.6	432	7	342	277	73	169	1743	67.0
	Conference-Only...	13	2650		299-751	.398	67-220	.305	167-219	.763	141	296	437	33.6	235	4	161	140	30	81	832	64.0
	Opponents.....	26	5250		614-1401	.438	153-433	.353	262-426	.615	242	619	861	33.1	420	-	298	325	92	128	1643	63.2
	Conference-Only...	13	2650		324-722	.449	64-190	.337	159-246	.646	139	337	476	36.6	208	5	166	160	56	65	871	67.0

Score by Periods	1st	2nd	OT	Totals
Virginia	826	905	12	1743
Opponents	783	840	20	1643