

VIRGINIA

2009-10 Men's Basketball Game Notes



Virginia Cavaliers

3-1 (0-0 ACC)

at



Cancun Challenge

Games #5-6
November 24-25
Moon Palace Resort
Cancun, Mexico

- **Television:** CBS College Sports (Thad Anderson, Rich Zvosec)
- **Radio:** Virginia Sports Network (Dave Koehn and Cory Alexander)

2009-10 SCHEDULE/RESULTS

11/13	LONGWOOD		W 85-72
11/16	at USF	BHSN	L 49-66
11/19	RIDER (Cancun Challenge)		W 79-46
11/21	ORAL ROBERTS (Cancun Challenge)		W 76-55
11/24	vs. Stanford #	CBS CS	7:00 pm
11/25	vs. Cleveland St./Kentucky #	CBS CS	7:00/9:30 pm
11/30	PENN STATE ^	ESPN2	7:00 pm
12/7	at Auburn	CSN+/CSS	8:00 pm
12/19	UNC WILMINGTON	CSN	7:00 pm
12/21	NJIT		7:00 pm
12/23	HAMPTON		7:00 pm
12/30	UAB		7:00 pm
1/5	TEXAS-PAN AMERICAN		7:00 pm
1/9	at NC State *	Raycom	12:00 pm
1/13	GEORGIA TECH *		7:00 pm
1/16	MIAMI *	ESPN2	8:00 pm
1/23	at Wake Forest *	Raycom	4:00 pm
1/28	VIRGINIA TECH *	CSN	7:00 pm
1/31	at North Carolina *	FSN	7:45 pm
2/3	NC STATE *	ESPN2	7:00 pm
2/6	WAKE FOREST *	Raycom	12:00 pm
2/10	at Maryland *	ESPN2	7:00 pm
2/13	at Virginia Tech *	Raycom (Split)	8:00 pm
2/17	FLORIDA STATE *	ESPN2	7:00 pm
2/20	at Clemson *	RSN	4:00 pm
2/23	at Miami *	RSN	7:00 pm
2/28	DUKE *	FSN	7:45 pm
3/3	at Boston College *	ESPN2	9:00 pm
3/6	MARYLAND *	Raycom	1:30 pm
3-11-14	at ACC Tournament (Greensboro, N.C.)		

All Times are ET and subject to change

- # Cancun Challenge (Moon Palace Resort, Cancun, Mexico)
- ^ Big Ten/ACC Challenge
- * ACC Game

BHSN Bright House Sports Network (also on ESPN360 and Full Court)
 CBS CS CBS College Sports
 CSN Comcast SportsNet
 CSN+ Comcast SportsNet Plus
 CSS Comcast/Charter Sports Southeast
 FSN Fox Sports Net (ACC Sunday Night Hoops)
 RSN Regional Sports Networks

THIS WEEK'S GAMES:

- Virginia travels to Mexico for the 2009 Cancun Challenge
- The Cavaliers will play Stanford on Tuesday and either Cleveland State or Kentucky on Wednesday

SERIES HISTORIES:

- Tuesday's game is the seventh all-time meeting between Virginia and Stanford with the Cardinal leading the series 5-1
- The Cardinal have won the last four games in the series, including a 76-75 win in 2006-07, Virginia's first defeat in John Paul Jones Arena
- Tony Bennett was 2-5 vs. Stanford while at Washington State
- If Virginia plays Cleveland State, it will be the first ever meeting
- If Virginia plays Kentucky, it will be the 10th all-time meeting with UK leading the series 6-3
- The Cavaliers won the last meeting with the Wildcats, 75-61, in the semi-finals of the 2002 Maui Invitational

CAVALIERS ABROAD:

- Virginia will play their ninth and 10th games outside of the USA this week
- The Cavaliers are 5-3 abroad
(2-0 in Tokyo, Japan; 2-1 in Bayamon, P.R.; 1-2 in Guaynabo, P.R.)

LAST TIME OUT:

- Virginia defeated Oral Roberts 76-55 Saturday in Charlottesville
- Mike Scott led Virginia with 15 points and 10 rebounds
- Sylvan Landesberg had 14 points, while Mustapha Farrakhan and Sammy Zeglinski each had 13 points

POSSIBLE STARTING LINEUP

G	2	Mustapha Farrakhan Jr.	10.3 ppg	2.3 rbg	3.0 apg
• Tied career high with 17 points vs. Longwood					
G	13	Sammy Zeglinski	So.	10.3 ppg	3.3 rbg 2.3 apg
• 56.3% (9-16) from 3-point range this season					
G	15	Sylvan Landesberg	So.	15.3 ppg	4.8 rbg 2.5 apg
• 2009-10 Preseason Wooden Award and Naismith Award Candidate					
F	32	Mike Scott	Jr.	13.3 ppg	9.3 rbg 1.3 apg
• Has 12 career double-doubles					
F/C	55	Jerome Meyinsse	Sr.	3.8 ppg	3.5 rbg 0.5 apg
• Two-time ACC All-Academic Team selection					

Virginia Athletics Media Relations • 154 John Paul Jones Arena, PO Box 400853, Charlottesville, VA 22904 • Office: (434) 982-5500 • Fax: (434) 982-5525

Rich Murray (Primary Men's Basketball Contact)
Steve Kirkland (Secondary Men's Basketball Contact)

Office: (434) 982-5530 Cell: (434) 981-4942
 Office: (434) 982-5535 Cell: (434) 825-5241

Email: rmurray@virginia.edu
 Email: skirkland@virginia.edu

ASSOCIATED PRESS POLL (11/16)

1.	Kansas	1-0
2.	Michigan State	1-0
3.	Texas	1-0
4.	Kentucky	2-0
5.	Villanova	2-0
6.	North Carolina	3-0
7.	Purdue	1-0
8.	West Virginia	1-0
9.	Duke	2-0
10.	Tennessee	1-0
11.	Butler	1-0
12.	Connecticut	2-0
13.	California	2-0
14.	Washington	3-0
15.	Michigan	1-0
16.	Ohio State	2-0
17.	Oklahoma	1-0
18.	Dayton	1-0
19.	Georgetown	1-0
20.	Louisville	0-0
21.	Georgia Tech	1-0
22.	Clemson	1-0
23.	Illinois	1-0
24.	Minnesota	2-0
25.	Maryland	1-0

Receiving Votes: Siena, Notre Dame, Vanderbilt, **Florida State**, Syracuse, **Wake Forest**, Florida, Oklahoma State, South Carolina, UCLA, Xavier, BYU, Gonzaga, Tulsa, Kansas State, Mississippi State, Northern Iowa, Texas A&M, Missouri, **Rider**, **Boston College**, Mississippi, Pittsburgh, VCU, Cornell, Old Dominion, Utah State, Western Kentucky.

ESPN/USA TODAY COACHES POLL (11/16)

1.	Kansas	1-0
2.	Michigan State	1-0
3.	Texas	1-0
4.	North Carolina	3-0
5.	Kentucky	2-0
6.	Villanova	2-0
7.	Purdue	1-0
8.	Duke	2-0
9.	West Virginia	1-0
10.	Butler	1-0
11.	Tennessee	1-0
12.	California	2-0
13.	Connecticut	2-0
14.	Washington	3-0
15.	Ohio State	2-0
16.	Michigan	1-0
17.	Oklahoma	1-0
18.	Minnesota	2-0
19.	Georgia Tech	1-0
20.	Georgetown	1-0
21.	Dayton	1-0
22.	Louisville	0-0
23.	Clemson	1-0
24.	Syracuse	2-0
25.	Illinois	1-0

Receiving Votes: **Maryland**, Siena, Vanderbilt, UCLA, Oklahoma State, Notre Dame, BYU, Missouri, Mississippi State, Kansas State, Florida, Gonzaga, Pittsburgh, **Wake Forest**, Tulsa, Xavier, San Diego State, Southern Illinois, Texas A&M, Utah State, **Boston College**, UNLV, Mississippi, Memphis, Cornell, Saint Mary's, Northern Iowa.

Opponents (and possible tournament opponents) in bold

HEAD COACH TONY BENNETT:

- Head coach Tony Bennett is in his first season at Virginia (3-1 record)
- In his fourth season as a head coach, he has a career record of 72-34
- Bennett was the 2007 National Coach of the Year at Washington State

SENE MAKES DEBUT:

- Assane Sene made his season debut vs. Oral Roberts and had a career-high eight points, along with seven rebounds
- Sene was suspended for the first three games of the 2009-10 regular season by men's head basketball coach Tony Bennett for conduct detrimental to the team.
- He missed the Longwood, USF and Rider games

DEFENSE SHUTS DOWN RIDER:

- The Cavaliers held Rider to a JPJA record-low 46 points on Nov. 19
- The 46 points was the fewest allowed by Virginia since a 59-43 win at Richmond in 2005-06
- The 46 points was also 41 points below Rider's scoring average of 87 ppg

SHERRILL SHINES VS. RIDER:

- Will Sherrill made an impact off the bench against Rider
- Sherrill played a career-high 16 minutes, recording two points, a career-high six rebounds, one assist and one steal
- The six rebounds matched his total for his first two seasons combined

BENNETT VICTORIOUS IN DEBUT:

- Head coach Tony Bennett won his UVa debut, 85-72 vs. Longwood
- Of the 11 Virginia head coaches, he became the eighth to win his debut
(Wins by Henry Lannigan, Gus Tebell, Evan "Bus" Male, Terry Holland, Jeff Jones, Pete Gillen, Dave Leitao and Tony Bennett)

CAREER HIGHS IN SEASON OPENER:

- Two Cavaliers had career highs in the season opener vs. Longwood
- Mustapha Farrakhan tied career highs with 17 points and four assists, while having a career-high five rebounds
- Sammy Zeglinski tied a career high with six rebounds

SHARP-SHOOTING 'HOOS:

- The Cavaliers shot 60.0% (30-50) from the field vs. Longwood
- It marked the first time Virginia shot 60.0% or higher since shooting 61.0% (36-59) against Long Island on Nov. 17, 2000

THE NEXT SEVEN DAYS

Tue. Nov. 24	Wed. Nov. 25	Thur. Nov. 26	Fri. Nov. 27	Sat. Nov. 28	Sun. Nov. 29	Mon. Nov. 30
<u>GAMEDAY</u>	<u>GAMEDAY</u>					<u>GAMEDAY</u>
Stanford 7:00 pm ET	UK/Cleveland St. 7:00/9:30 pm ET					Penn State 7:00 ET

This is a tentative schedule of media opportunities. The schedule is subject to change.

2009-10 VIRGINIA CAVALIERS

No.	Player	Pos.	Yr.	Ht.	Hometown	PPG	RBG	Other	Minutes
0	Doug Browman (<i>Brow-man</i>) • Joined the program as a walk-on	G	Fr.	5-11	Midlothian, Va.	0.0	0.0	0.0	1.0
1	Jontel Evans • 2008-09 Newport News Daily Press Male Athlete of the Year	G	Fr.	5-11	Hampton, Va.	1.5	0.8	0.8 apg	11.3
2	Mustapha Farrakhan (<i>Moo-sta-fa Fair-uh-con</i>) • Tied a career high with 17 points vs. Longwood	G	Jr.	6-4	Harvey, Ill.	10.3	2.3	3.0 apg	28.5
4	Calvin Baker • Had 11 double-figure scoring games in 2008-09	G	Sr.	6-2	Newport News, Va.	5.7	1.3	1.7 apg	17.0
5	Assane Sene (<i>Uh-Sahn Sen</i>) • Led Virginia with 35 blocked shots in 2008-09	C	So.	7-0	Saint-Louis, Senegal	8.0	7.0	1.0 blk	13.0
10	Tom Jonke (<i>Yonk-ee</i>) • Joined the program as a walk-on	G	Sr.	6-0	Commack, N.Y.	0.0	1.0	--	3.0
11	Thomas Kody • Joined the program as a walk-on	G	Fr.	6-3	McLean, Va.	0.0	1.0	--	3.0
12	Jamil Tucker (<i>Ja-mill</i>) • 40.7% shooter from 3-point range in his career	F	Sr.	6-9	Gary, Ind.	--	--	--	--
13	Sammy Zeglinski (<i>Zuh-glin-ski</i>) • 56.3% (9-16) from 3-point range this season	G	So.	6-0	Philadelphia, Pa.	10.3	3.3	2.3 apg	27.3
15	Sylven Landesberg (<i>Sill-ven Lan-des-berg</i>) • 2009-10 Preseason Wooden and Naismith Award Candidate	G	So.	6-6	Flushing, N.Y.	15.3	4.8	2.5 apg	30.0
22	Will Sherrill • Two points and a career-high six rebounds vs. Rider	F	Jr.	6-9	New York, N.Y.	2.3	3.3	0.3 apg	10.3
23	Jeff Jones • Started nine of the final 10 games in 2008-09	G	Jr.	6-4	Chester, Pa.	7.5	1.8	0.3 apg	21.0
24	Tristan Spurlock • 2008-09 Virginia Mr. Basketball by the Roanoke Times	G/F	Fr.	6-8	Woodbridge, Va.	1.5	0.8	--	5.3
32	Mike Scott • 12 career double-doubles	F	Jr.	6-8	Chesapeake, Va.	13.3	9.3	1.3 apg	26.8
45	Solomon Tat • Four points and four rebounds vs. Rider	G/F	Sr.	6-5	Jos Plateau, Nigeria	1.3	1.3	--	2.3
55	Jerome Meynsse (<i>Me-yin-see</i>) • Two-time ACC All-Academic Team selection	F/C	Sr.	6-9	Baton Rouge, La.	3.8	3.5	0.5 apg	22.8

BIOS NOT IN THE MEDIA GUIDE

#0 DOUG BROWMAN

5-11 • 182 • G • Fr.
Midlothian, Va. • Montrose Christian School

WORTH NOTING

- Lettered three times in basketball at Montrose Christian School and one year at James River High School
- Joined the Virginia program as a walk-on after going through a tryout during the 2009-10 preseason practice period

HIGH SCHOOL

- Played one year of basketball and was a starting guard for head coach Joe Amado at James River High School before attending Montrose Christian School
- Lettered three times in basketball for head coach Stu Vetter at Montrose Christian School
- Earned Scholar-Athlete honors
- Inducted into the National Society of High School Scholars in 2008
- Vice-president of the student body as a senior at Montrose Christian School during the 2008-09 academic year

PERSONAL

- Douglas Reid Browman, Jr.
- Born April 9, 1991, in Richmond, Va.
- Parents are Barbara and Doug Browman
- Has an older sister, Andrea
- Enjoys golf

#10 TOM JONKE

6-0 • 170 • G • Sr.
Commack, N.Y. • Commack

WORTH NOTING

- Honored as the Male Athlete of the Year at Commack High School as a senior in 2005-06
- Earned two letters each in volleyball, basketball and track and field at Commack High School
- Joined the Virginia program as a walk-on after going through a tryout during the 2009-10 preseason practice period

AT VIRGINIA

- Served as a men's basketball team manager the last three years

HIGH SCHOOL

- Lettered twice in basketball for head coach Mike Schmitz at Commack H.S.
- Earned Academic All-Suffolk County honors twice
- Also lettered twice in volleyball as an outside hitter and twice in track and field as a competitor in the pentathlon
- Two-time All-Division selection in volleyball and the team captain as a senior
- Earned All-League honors in track and field as a junior and All-Division honors as a senior when he was the Division I Pentathlon Champion
- Captain of the track and field team as a senior
- President of the National Honor Society, vice-president of the Boys' Leaders Corps and a member of the Math and Italian honor societies
- Four-year High Honor Roll student
- Earned an International Baccalaureate Diploma

PERSONAL

- Thomas John Jonke
- Born Aug. 2, 1988, in Commack, N.Y.
- Parents are Kitty and John Jonke
- Has an older brother, Daniel, and a younger brother, Michael
- Has volunteered for the March of Dimes
- Economics major

DOUBLE TIME

DOUBLE-DOUBLES

	2009-10	Career
Mike Scott	2	12
Jamil Tucker	--	1

DOUBLE-FIGURE SCORING GAMES

	2009-10	Career
Sylvan Landesberg	4	27
Calvin Baker	--	26
Mike Scott	3	23
Jamil Tucker	--	23
Jeff Jones	2	13
Sammy Zeglinski	3	13
Mustapha Farrakhan	2	6
Jerome Meyinsse	--	2
Solomon Tat	--	1

20-POINT SCORING GAMES

	2009-10	Career
Sylvan Landesberg	1	13
Jeff Jones	--	1
Mike Scott	--	1
Jamil Tucker	--	1
Sammy Zeglinski	--	1

30-POINT SCORING GAMES

	2009-10	Career
Sylvan Landesberg	--	1

DOUBLE-FIGURE REBOUNDING GAMES

	2009-10	Career
Mike Scott	2	16
Assane Sene	--	3
Sylvan Landesberg	--	1
Jamil Tucker	--	1

'HOOS BACK:

- Virginia returns 11 letterwinners, including all five starters, from 2008-09
- UVa is the only team in the ACC to return all five starters
- Only twice have the Cavaliers returned all five starters, 1990-91 and 2006-07, and in both years the team made the NCAA Tournament
- Virginia returns 90.5 percent of its scoring and 89.9 percent of its rebounding

LANDESBERG ON WATCH LISTS:

- Sophomore guard Sylvan Landesberg has been named to a pair of pre-season watch lists
- He is a preseason candidate for both the Naismith and Wooden awards
- Last season he led Virginia in scoring at 16.6 ppg as a freshman
- Landesberg was the 2008-09 ACC Rookie of the Year

CHALLENGING SCHEDULE:

- Five of Virginia's opponents this season (North Carolina, Duke, Georgia Tech, Clemson, Maryland) are currently ranked in the AP poll (11/16), as is Kentucky (a potential opponent in Cancun)
- Four other opponents (Florida State, Wake Forest, Rider, Boston College) are receiving votes

CAVALIERS 11TH IN ACC POLL:

- Virginia was picked 11th in the ACC preseason poll of media attending ACC Operation Basketball on Oct. 25

SCOTT DOUBLING IT UP:

- Mike Scott had a double-double (15 pts, 10 rebs) vs. Oral Roberts, his second of the season and his 12th career double-double
- His 12 double-doubles rank 20th in school history

TAT DOESN'T TRAVEL TO MEXICO

- Solomon Tat didn't make the trip to Mexico for the Cancun Challenge
- While the process is ongoing, Tat's visa status is not clarified and he won't be traveling internationally

TUCKER TAKES LEAVE OF ABSENCE:

- Jamil Tucker is taking an indefinite leave of absence from the team to focus on personal matters
- Head coach Tony Bennett announced the leave on Nov. 11

FIVE SIGN WITH VIRGINIA:

- Virginia signed five players to National Letters of Intent this month for the 2010 recruiting class
- The five players are 6-4 guard K.T. Harrell of Montgomery, Ala.; 6-6 guard Joe Harris from Chelan, Wash.; 6-9 forward James Johnson of Wildomar, Calif.; 6-7 wing Akil Mitchell of Charlotte, N.C.; and 6-8 forward Will Regan of Williamsville, N.Y

UP NEXT:

- The Cavaliers host Penn State on Monday, Nov. 30, as part of the Big Ten/ACC Challenge
- Game time at John Paul Jones Arena is 7 p.m.

THE LAST TIME ...

VIRGINIA INDIVIDUALS

- **Scored 30 points:** Sylvan Landesberg (32) vs. Boston College (2/4/09)
- **Scored 40 points:** Sean Singletary (41) at Miami (3/1/08)
- **Two players with 20 points:** Sylvan Landesberg (28) and Mike Scott (26) vs. VMI (11/16/08)
- **Three players with 20 points:** Chris Williams (27), Roger Mason, Jr. (22) and Donald Hand (20) vs. Duke (1/5/00)
- **Four players with 20 points:** Chris Williams (23), Donald Hand (22), Adam Hall (21), and Travis Watson (20) vs. Georgetown (3/15/00)
- **A player with back-to-back 25-point games:** Sylvan Landesberg, 26 at Georgia Tech (12/28/08), 25 vs. Xavier (1/3/09)
- **One player scored in double figures:** Sylvan Landesberg (14) at USF (11/16/09)
- **Five players scored in double figures:** Sylvan Landesberg (23), Mustapha Farrakhan (17), Sammy Zeglinski (14), Mike Scott (12), Jeff Jones (10), vs. Longwood (11/13/09)
- **Six players scored in double figures:** Sean Singletary (27), Adrian Joseph (13), Jamil Tucker (13), Mamadi Diane (12), Calvin Baker (11), Laurynas Mikalauskas (11), vs. Maryland (3/9/08)
- **Seven players scored in double figures:** Cornel Parker (20), Junior Burrough (15), Ted Jeffries (14), Cory Alexander (13), Jason Williford (12), Yuri Barnes (11) and Doug Smith (11) vs. Clemson (1/13/93)
- **Had 15 rebounds:** Mike Scott (15) vs. Hampton (12/23/08)
- **Had 20 rebounds:** Travis Watson (20) vs. Wofford (1/2/03)
- **Had 25 rebounds:** Bob Mortell (25) vs. Washington & Lee (2/27/60)
- **Two players with 10 rebounds:** Sylvan Landesberg (11) and Mike Scott (10) at Maryland (1/20/09)
- **Three players with 10 rebounds:** Yuri Barnes (13), Jason Williford (12) and Junior Burrough (11) vs. Rice (12/4/93)
- **Double-Double:** Mike Scott (15 pts, 10 rebs) vs. Oral Roberts (11/21/09)
- **Two players had a double-double:** Adrian Joseph (23 pts, 11 rebs) and Mike Scott (10 pts, 13 rebs) at Penn (11/23/07)
- **Three players had a double-double:** Jason Williford (10 pts, 15 rebs), Ted Jeffries (23 pts, 10 rebs), and Cornel Parker (11 pts, 11 rebs) at William & Mary (1/25/93)
- **Double-Double with points and assists:** Sean Singletary (22 pts, 10 assts) vs. Old Dominion (3/24/08)
- **Triple-Double:** Ralph Sampson (15 pts, 22 rebs, 10 blks) vs. Old Dominion (12/29/79)
- **Four Double-Doubles in a row:** Travis Watson (29 pts, 12 rebs) at NC State (2/6/02), (20 pts, 10 rebs) vs. Clemson (2/10/02), (17 pts, 10 rebs) vs. UNC (2/12/02), (13 pts, 12 rebs) at Wake (2/17/02)
- **20 points and 20 rebounds:** Travis Watson (21 pts, 20 rebs) vs. Wofford (1/2/03)
- **10 assists:** Sean Singletary (10) vs. Old Dominion (3/24/08)
- **5 Blocked Shots:** Jason Cain (5) vs. UNC (1/19/06)
- **5 Steals:** Sammy Zeglinski (5) vs. Florida State (1/24/09)
- **Led UVA in Points, Rebounds and Assists:** Mike Scott (17 pts, 9 rebs, 3 assts) vs. Rider (11/19/09)
- **Hit a last second shot to win a game:** Sean Singletary vs. Duke (2/1/07) [jumper with one second in OT]; J.R. Reynolds vs. Loyola Marymount (12/23/04) [layup with 1.5 seconds in regulation]
- **Played every minute:** Sylvan Landesberg (45) vs. Clemson (2/15/09)
- **Played 40 or more minutes:** Sylvan Landesberg (45) and Mike Scott (40) vs. Clemson (2/15/09)

VIRGINIA TEAM

- **Won in Overtime:** vs. Clemson, 85-81 (2/15/09)
- **Lost in Overtime:** at Virginia Tech, 65-72 (2/2/08)
- **Played Two Overtimes:** vs. Maryland, L 89-92 (2/19/05)
- **Played Three Overtimes:** vs. Georgetown, L 111-115 (3/15/00)
- **Shot 70 percent for a Half:** 72.2% (13-18) vs. Wake Forest 2nd Half (2/24/96)
- **Shot 60 percent in a Game:** 60.0% (30-50) vs. Longwood (11/13/09)
- **Shot less than 30 percent in a Game:** 27.9% (17-61) vs. North Carolina (3/10/06)
- **Shot 90 percent from the free throw line:** 100.0% (8-8) vs. Wake Forest (2/28/09)
- **Shot 50 percent from 3-point line:** 50.0% (10-20) at North Carolina (2/7/09)
- **Shot less than 30 percent in a half:** 27.3% (6-22) in 2nd Half at USF (11/16/09)
- **Shot less than 20 percent in a half:** 13.6% (3-22) in 1st Half vs. Florida State (1/24/09)
- **Shot 55 percent or better and lost:** 56.9% (29-51) vs. Duke (3/14/03)
- **Attempted 50 FTs:** 52 (made 34) vs. Howard (12/12/94)
- **Made 30 FTs:** 31 (36 att.) vs. Tennessee (3/18/07)
- **Made 10 3-pt FGs:** 10 at North Carolina (2/7/09)
- **Failed to make a 3-pt FG:** at Georgia Tech (12/4/05)
- **Had 50 rebounds:** 50 vs. North Carolina (1/15/09)
- **Had 25 assists:** 27 vs. Howard (11/21/01)
- **Had 15 steals:** 16 vs. NC State (2/24/08)
- **Had 10 blocks:** 10 at Virginia Tech (1/10/09)
- **Scored 50 pts in a half:** 50 vs. Liberty, 2nd half (11/25/08)
- **Scored 60 pts in a half:** 60 vs. Gonzaga, 1st half (1/3/07)
- **Scored 70 pts in a half:** 70 vs. Coastal Carolina, 2nd half (11/20/00)
- **Scored 100 pts (ACC):** 103 vs. Maryland (1/16/07)
- **Scored 100 pts (non-conf):** 107 vs. VMI (11/16/08)
- **Scored under 20 pts in 1st half:** 16 vs. FSU (1/24/09)
- **Scored under 20 pts in 2nd half:** 12 vs. UNC (2/11/98)
- **Scored under 50 pts in a game:** 49 at USF (11/16/09)

OPPONENT INDIVIDUALS

- **Scored 30 points:** Chavis Holmes (31), VMI (11/16/08)
- **Scored 35 points:** J.J. Redick (40), Duke (1/28/06)
- **Scored 40 points:** J.J. Redick (40), Duke (1/28/06)
- **Scored 50 points:** Len Chappell (50), Wake (2/12/62)
- **Two players with 20 points:** Tyrese Rice (20) and Rakim Sanders (20), Boston College (2/4/09)
- **Three players with 20 points:** Seth Curry (26), Kyle Ohman (26), Anthony Smith (21), Liberty (11/25/08)
- **Two players with 30 points:** Trevor Powell (31) and Tony Smith (31), Marquette (2/3/90)
- **Five players scored in double figures:** Antwan Carter (18), Billy Robinson, Jr. (13), Martiz Washington (11), E.J. Dawson (10), Kevin Swecker (10), Longwood (11/13/09)
- **Six players scored in double figures:** Chris Paul (21), Justin Gray (17), Eric Williams (15), Jamaal Levy (12), Taron Downey (11) and Vytas Danelius (10), Wake Forest (1/2/05)
- **Seven players scored in double figures:** Stanley Burrell (15), Drew Lavender (13), C.J. Anderson (12), B.J. Raymond (12), Josh Duncan (11), Charles Bronson (11), and Jason Love (10), at Xavier (1/3/08)
- **Double-Double:** Kevin Ford (16 pts, 10 rebs), Oral Roberts (11/21/09)
- **Double-Double with points and assists:** Eric Hayes (10 pts, 11 assts), at Maryland (1/20/09)

- **Two players had a double-double:** Donte Green (20 pts, 10 rebs) and Paul Harris (10 pts, 14 rebs), Syracuse (12/5/07)
- **Had 15 rebounds:** Trevor Booker (15), at Clemson (3/3/09)
- **Had 20 rebounds:** Tim Duncan (23), Wake (2/22/97)
- **Had 10 assists:** Eric Hayes (11), at Maryland (1/20/09)
- **5 Blocked Shots:** Michael Freeman (5), Hampton (12/23/08)
- **5 Steals:** Al Nolen (5), Minnesota (12/2/08)
- **Hit a last second shot to win a game:** Deron Washington of Virginia Tech (1/16/08) [0.0 seconds in overtime]

OPPONENT TEAM

- **Shot less than 30 percent in a Game:** 28.8% (19-66) Hampton (12/23/08)
- **Shot less than 30 percent in a Game (ACC):** 29.0% (20-69), Wake Forest (2/24/96)
- **Shot 60 percent in a Game:** 63.8% (37-58), at Xavier (1/3/08)
- **Shot 55 percent or better and lost:** 55.2% (32-58), Iowa State (12/31/03)
- **Scored 100 pts:** 108, at Xavier (1/3/08)
- **Scored 60 pts in a half:** 60, at Miami, 2nd half (3/1/08)
- **Scored under 20 pts in 1st half:** 18, NC State (2/24/08)
- **Scored under 20 pts in 2nd half:** 18 at Richmond (11/22/05)
- **Scored under 50 pts in a game:** 46, Rider (11/19/09)
- **Had 25 assists:** 27, at Xavier (1/3/08)
- **Had 15 steals:** 15, VMI (11/16/08)
- **Had 10 blocks:** 10 vs. North Carolina (1/15/09)
- **Failed to make a 3-pt FG:** vs. Arizona State (11/27/99)



CALVIN BAKER

#4

Senior • Guard • 6-2 • 190 • Newport News, Va. • Woodside

2009-10 SEASON:

- Missed season opener after having arthroscopic surgery on Oct. 27 to remove a loose piece of cartilage in his right knee.
- Made season debut at USF and had five points
- Had eight points vs. Rider

SINGLE GAME BESTS (at Virginia)

POINTS

Season: 8 vs. Rider (11/19/09)
 Career: 18 at Clemson (3/3/09)
 ACC: 18 at Clemson (3/3/09)

REBOUNDS

Season: 2 at USF (11/16/09), vs. Rider (11/19/09)
 Career: 8 vs. Howard (11/14/07)
 ACC: 7 at Georgia Tech (3/3/08)

FG MADE

Season: 2 at USF (11/16/09), vs. Rider (11/19/09)
 Career: 7 on three occasions
 ACC: 7 on three occasions

FG ATTEMPTS

Season: 5 vs. Rider (11/19/09), vs. ORU (11/21/09)
 Career: 15 vs. Duke (3/5/08)
 ACC: 15 vs. Duke (3/5/08)

3 PT FG MADE

Season: 1 at USF (11/16/09)
 Career: 4 vs. Northwestern (11/27/07)
 ACC: 3 on three occasions

3 PT FG ATTEMPTS

Season: 2 vs. Oral Roberts (11/21/09)
 Career: 7 vs. Syracuse (12/5/07), vs. Ga Tech (1/27/08)
 ACC: 7 vs. Georgia Tech (1/27/08)

FT MADE

Season: 4 vs. Rider (11/19/09)
 Career: 6 vs. Virginia Tech (2/18/09)
 ACC: 6 vs. Virginia Tech (2/18/09)

FT ATTEMPTS

Season: 4 vs. Rider (11/19/09)
 Career: 6 on four occasions
 ACC: 6 on three occasions

ASSISTS

Season: 2 vs. Rider (11/19/09), vs. ORU (11/21/09)
 Career: 7 vs. VMI (11/16/08)
 ACC: 6 vs. Maryland (3/7/09)

TURNOVERS

Season: 2 vs. Rider (11/19/09)
 Career: 5 on five occasions
 ACC: 5 on four occasions

BLOCKS

Season: --
 Career: 2 vs. UNC (2/12/08), vs. BC (2/4/09)
 ACC: 2 vs. UNC (2/12/08), vs. BC (2/4/09)

STEALS

Season: 1 vs. Rider (11/19/09), vs. ORU (11/21/09)
 Career: 4 on three occasions
 ACC: 4 at Georgia Tech (3/3/08)

MINUTES

Season: 18 vs. Rider (11/19/09), vs. ORU (11/21/09)
 Career: 35 at Clemson (3/3/09)
 ACC: 35 at Clemson (3/3/09)


2009-10 GAME-BY-GAME:

Opponent	GP-GS	FG-FGA	3FG-3FGA	FT-FTA	Off-Def	Total	A	TO	Blk	Stl	PF	Min	Pts
Longwood	DNP												
at USF	1-0	2-4	1-1	0-0	1-1	2	1	0	0	0	2	15	5
Rider	2-0	2-5	0-1	4-4	0-2	2	2	2	0	1	2	18	8
Oral Roberts	3-0	1-5	0-2	2-2	0-0	0	2	0	0	1	0	18	4

CAREER STATISTICS (at Virginia)

Year	G-GS	Min-Avg.	FG-FGA	Pct.	3FG-3FGA	Pct.	FT-FTA	Pct.	Off-Def.	Reb-Avg.	PF-DQ	Ast	TO	Blk	Stl	Pts-Avg
2006-07																
ACC																
2007-08	33-8	835-25.3	103-247	.417	41-110	.373	37-55	.673	19-67	86-2.6	62-0	79	57	5	29	284-8.6
ACC	16-8	448-28.0	55-133	.414	20-53	.377	24-32	.750	9-37	46-2.9	30-0	34	29	4	19	154-9.6
2008-09	28-22	697-24.9	83-212	.392	21-71	.296	48-55	.873	7-56	63-2.3	57-3	78	70	5	32	235-8.4
ACC	16-11	411-25.7	53-122	.434	15-39	.385	28-30	.933	5-26	31-1.9	33-0	39	43	4	18	149-9.3
2009-10	3-0	51-17.0	5-14	.357	1-4	.250	6-6	1.000	1-3	4-1.3	4-0	5	2	0	2	17-5.7
ACC																
CAREER	64-30	1583-24.7	191-473	.404	63-185	.341	91-116	.784	27-126	153-2.4	123-3	162	129	10	63	536-8.4
ACC	32-19	859-26.8	108-255	.424	35-92	.380	52-62	.839	14-63	77-2.4	63-0	73	72	8	37	303-9.5

Did not play after transferring



JONTEL EVANS

#1

Freshman • Guard • 5-11 • 185 • Hampton, Va. • Bethel

2009-10 SEASON:

- Has made all three FG attempts this season
- Made collegiate debut vs. Longwood and had four points
- Had two assists vs. Rider

SINGLE GAME BESTS

POINTS

Season: 4 vs. Longwood (11/13/09)
 Career: 4 vs. Longwood (11/13/09)
 ACC: --

REBOUNDS

Season: 2 vs. Longwood (11/13/09)
 Career: 2 vs. Longwood (11/13/09)
 ACC: --

FG MADE

Season: 2 vs. Longwood (11/13/09)
 Career: 2 vs. Longwood (11/13/09)
 ACC: --

FG ATTEMPTS

Season: 2 vs. Longwood (11/13/09)
 Career: 2 vs. Longwood (11/13/09)
 ACC: --

3 PT FG MADE

Season: --
 Career: --
 ACC: --

3 PT FG ATTEMPTS

Season: --
 Career: --
 ACC: --

FT MADE

Season: --
 Career: --
 ACC: --

FT ATTEMPTS

Season: --
 Career: --
 ACC: --

ASSISTS

Season: 2 vs. Rider (11/19/09)
 Career: 2 vs. Rider (11/19/09)
 ACC: --

TURNOVERS

Season: 4 at USF (11/16/09)
 Career: 4 at USF (11/16/09)
 ACC: --

BLOCKS

Season: --
 Career: --
 ACC: --

STEALS

Season: 1 vs. Longwood (11/13/09), at USF (11/16/09)
 Career: 1 vs. Longwood (11/13/09), at USF (11/16/09)
 ACC: --

MINUTES


Season: 20 vs. Longwood (11/13/09)
 Career: 20 vs. Longwood (11/13/09)
 ACC: --

2009-10 GAME-BY-GAME:

Opponent	GP-GS	FG-FGA	3FG-3FGA	FT-FTA	Off-Def	Total	A	TO	Blk	Stl	PF	Min	Pts
Longwood	1-0	2-2	0-0	0-0	0-2	2	1	3	0	1	3	20	4
at USF	2-0	1-1	0-0	0-0	0-0	0	0	4	0	1	1	13	2
Rider	3-0	0-0	0-0	0-0	0-1	1	2	1	0	0	0	11	0
Oral Roberts	4-0	0-0	0-0	0-0	0-0	0	0	0	0	0	0	1	0

CAREER STATISTICS

Year	G-GS	Min-Avg.	FG-FGA	Pct.	3FG-3FGA	Pct.	FT-FTA	Pct.	Off-Def.	Reb-Avg.	PF-DQ	Ast	TO	Blk	Stl	Pts-Avg
2009-10	4-0	45-11.3	3-3	1.000	0-0	.000	0-0	.000	0-3	3-0.8	4-0	3	8	0	2	6-1.5
ACC CAREER	4-0	45-11.3	3-3	1.000	0-0	.000	0-0	.000	0-3	3-0.8	4-0	3	8	0	2	6-1.5



MUSTAPHA FARRAKHAN

#2

Junior • Guard • 6-4 • 175 • Harvey, Ill. • Thornton Township

2009-10 SEASON:

- Tied career highs with 17 points and 4 assists and set a career high with five rebounds vs. Longwood
- Had eight points vs. Rider
- Had 13 points and tied a career high with four assists vs. Oral Roberts, playing a career-high 32 minutes

SINGLE GAME BESTS

POINTS

Season: 17 vs. Longwood (11/13/09)
 Career: 17 at VT (1/10/09), vs. Longwood (11/13/09)
 ACC: 17 at Virginia Tech (1/10/09)

REBOUNDS

Season: 5 vs. Longwood (11/13/09)
 Career: 5 vs. Longwood (11/13/09)
 ACC: 4 at Maryland (1/30/08)

FG MADE

Season: 5 vs. Longwood (11/13/09)
 Career: 5 at VT (1/10/09), vs. Longwood (11/13/09)
 ACC: 5 at Virginia Tech (1/10/09)

FG ATTEMPTS

Season: 9 at USF (11/16/09)
 Career: 15 vs. North Carolina (1/15/09)
 ACC: 15 vs. North Carolina (1/15/09)

3 PT FG MADE

Season: 2 vs. Rider (11/19/09), vs. ORU (11/21/09)
 Career: 4 at Virginia Tech (1/10/09)
 ACC: 4 at Virginia Tech (1/10/09)

3 PT FG ATTEMPTS

Season: 5 vs. Rider (11/19/09)
 Career: 7 vs. North Carolina (1/15/09)
 ACC: 7 vs. North Carolina (1/15/09)

FT MADE

Season: 6 vs. Longwood (11/13/09)
 Career: 6 vs. Longwood (11/13/09)
 ACC: 4 at Georgia Tech (12/28/08)

FT ATTEMPTS

Season: 6 vs. Longwood (11/13/09)
 Career: 6 vs. Longwood (11/13/09)
 ACC: 4 at Georgia Tech (12/28/08)

ASSISTS

Season: 4 vs. Longwood (11/13/09), vs. ORU (11/21/09)
 Career: 4 on three occasions
 ACC: 4 vs. North Carolina (1/15/09)

TURNOVERS

Season: 3 vs. Longwood (11/13/09)
 Career: 4 vs. Boston College (3/12/09)
 ACC: 2 on three occasions

BLOCKS

Season: --
 Career: 2 vs. North Carolina (1/15/09)
 ACC: 2 vs. North Carolina (1/15/09)

STEALS

Season: 1 on three occasions
 Career: 2 at Minnesota (12/2/08)
 ACC: 1 vs. UNC (1/15/09), vs. Md. (3/7/09)

MINUTES


Season: 32 vs. Oral Roberts (11/21/09)
 Career: 32 vs. Oral Roberts (11/21/09)
 ACC: 27 vs. North Carolina (1/15/09)

2009-10 GAME-BY-GAME:

Opponent	GP-GS	FG-FGA	3FG-3FGA	FT-FTA	Off-Def	Total	A	TO	Blk	Stl	PF	Min	Pts
Longwood	1-1	5-8	1-4	6-6	0-5	5	4	3	0	1	2	31	17
at USF	2-2	1-9	0-2	1-1	0-1	1	2	1	0	0	1	29	3
Rider	3-3	2-6	2-5	2-2	0-1	1	2	1	0	1	1	22	8
Oral Roberts	4-4	4-8	2-3	3-4	1-1	2	4	2	0	1	0	32	13

CAREER STATISTICS

Year	G-GS	Min-Avg.	FG-FGA	Pct.	3FG-3FGA	Pct.	FT-FTA	Pct.	Off-Def.	Reb-Avg.	PF-DQ	Ast	TO	Blk	Stl	Pts-Avg
2007-08	19-0	115-6.1	7-38	.184	2-16	.125	1-5	.200	4-11	15-0.8	9-0	5	12	0	2	17-0.9
ACC	6-0	43-7.2	1-13	.077	1-7	.143	1-3	.333	2-4	6-1.0	3-0	1	3	0	0	4-0.7
2008-09	23-2	239-10.4	33-95	.347	14-41	.341	18-20	.900	4-12	16-0.7	28-1	14	21	2	4	98-4.3
ACC	12-0	135-11.3	17-54	.315	8-26	.308	9-9	1.000	2-6	8-0.7	16-1	8	9	2	2	51-4.3
2009-10	4-4	114-28.5	12-31	.387	5-14	.357	12-13	.923	1-8	9-2.3	4-0	12	7	0	3	41-10.3
ACC																
CAREER	46-6	468-10.2	52-164	.317	21-71	.296	31-38	.816	9-31	40-0.9	41-1	31	40	2	9	156-3.4
ACC	18-0	178-9.9	18-67	.269	9-33	.273	10-12	.833	4-10	14-0.8	19-1	9	12	2	2	55-3.1



JEFF JONES

#23

Junior • Guard • 6-4 • 190 • Chester, Pa. • Monsignor Bonner

2009-10 SEASON:

- Had 10 points in season opener vs. Longwood
- Had seven points and five rebounds at USF
- Had 11 points vs. Rider

SINGLE GAME BESTS

POINTS

Season: 11 vs. Rider (11/19/09)
 Career: 26 vs. Bradley (3/26/08)
 ACC: 19 at North Carolina (2/7/09)

REBOUNDS

Season: 5 at USF (11/16/09)
 Career: 6 vs. Vermont (11/11/07)
 ACC: 5 at Duke (2/1/09), vs. BC (2/4/09)

FG MADE

Season: 4 vs. Rider (11/19/09)
 Career: 9 vs. Bradley (3/26/08)
 ACC: 7 at North Carolina (2/7/09)

FG ATTEMPTS

Season: 10 at USF (11/16/09)
 Career: 14 vs. Bradley (3/26/08)
 ACC: 12 at UNC (2/7/09), vs. Miami (2/26/09)

3 PT FG MADE

Season: 2 vs. Rider (11/19/09)
 Career: 6 vs. Bradley (3/26/08)
 ACC: 3 at North Carolina (2/7/09)

3 PT FG ATTEMPTS

Season: 7 at USF (11/16/09)
 Career: 8 vs. Bradley (3/26/08), vs. Liberty (11/25/08)
 ACC: 7 at Florida State (2/10/09)

FT MADE

Season: 4 vs. Longwood (11/13/09)
 Career: 5 vs. Boston College (2/4/09)
 ACC: 5 vs. Boston College (2/4/09)

FT ATTEMPTS

Season: 4 vs. Longwood (11/13/09), vs. ORU (11/21/09)
 Career: 6 vs. BC (2/4/09), vs. Clemson (2/15/09)
 ACC: 6 vs. BC (2/4/09), vs. Clemson (2/15/09)

ASSISTS

Season: 1 vs. Longwood (11/13/09)
 Career: 5 at North Carolina (2/7/09)
 ACC: 5 at North Carolina (2/7/09)

TURNOVERS

Season: 2 vs. Oral Roberts (11/21/09)
 Career: 4 vs. Longwood (12/7/07), vs. Clem. (2/15/09)
 ACC: 4 vs. Clemson (2/15/09)

BLOCKS

Season: 1 vs. Rider (11/19/09)
 Career: 1 on eight occasions
 ACC: 1 on three occasions

STEALS

Season: 1 on four occasions
 Career: 3 vs. Howard (11/14/07), vs. BC (2/4/09)
 ACC: 3 vs. Boston College (2/4/09)

MINUTES


Season: 28 at USF (11/16/09)
 Career: 37 at North Carolina (2/7/09)
 ACC: 37 at North Carolina (2/7/09)

2009-10 GAME-BY-GAME:

Opponent	GP-GS	FG-FGA	3FG-3FGA	FT-FTA	Off-Def	Total	A	TO	Blk	Stl	PF	Min	Pts
Longwood	1-1	3-6	0-2	4-4	0-1	1	1	1	0	1	0	24	10
at USF	2-2	3-10	1-7	0-0	1-4	5	0	0	0	1	0	28	7
Rider	3-2	4-7	2-5	1-1	0-1	1	0	0	1	1	0	19	11
Oral Roberts	4-2	0-3	0-1	2-4	0-0	0	0	2	0	1	0	13	2

CAREER STATISTICS

Year	G-GS	Min-Avg.	FG-FGA	Pct.	3FG-3FGA	Pct.	FT-FTA	Pct.	Off-Def.	Reb-Avg.	PF-DQ	Ast	TO	Blk	Stl	Pts-Avg
2007-08	33-25	494-15.0	55-151	.364	16-51	.314	33-47	.702	15-45	60-1.8	46-0	17	41	4	10	159-4.8
ACC	16-8	193-12.1	12-51	.235	2-14	.143	10-14	.714	6-14	20-1.3	20-0	8	16	1	5	36-2.3
2008-09	26-9	493-19.0	60-174	.345	27-93	.290	22-26	.846	7-42	49-1.9	30-0	24	15	3	13	169-6.5
ACC	15-9	311-20.7	42-112	.375	17-57	.298	17-20	.850	5-27	32-2.1	20-0	14	10	2	9	118-7.9
2009-10	4-2	84-21.0	10-26	.385	3-15	.200	7-9	.778	1-6	7-1.8	0-0	1	3	1	4	30-7.5
ACC																
CAREER	63-36	1071-17.0	125-351	.356	46-159	.289	62-82	.756	23-93	116-1.8	76-0	42	59	8	27	358-5.7
ACC	31-17	504-16.3	54-163	.331	19-71	.268	27-34	.794	11-41	52-1.7	40-0	22	26	3	14	154-5.0



SYLVAN LANDESBERG

#15

Sophomore • Guard • 6-6 • 207 • Flushing, N.Y. • Holy Cross

2009-10 SEASON:

- Named to the preseason Wooden Award and Naismith Award watch lists
- Had a game-high 23 points vs. Longwood, his 13th career 20-point game
- Had 14 points at USF, and scored his 500th career point in the game
- Had 10 points vs. Rider
- Had 14 points, seven rebounds and a career-high two blocks vs. Oral Roberts

SINGLE GAME BESTS

POINTS

Season: 23 vs. Longwood (11/13/09)
 Career: 32 vs. Boston College (2/4/09)
 ACC: 32 vs. Boston College (2/4/09)

REBOUNDS

Season: 7 vs. Oral Roberts (11/21/09)
 Career: 11 at Maryland (1/20/09)
 ACC: 11 at Maryland (1/20/09)

FG MADE

Season: 8 vs. Longwood (11/13/09)
 Career: 13 vs. Boston College (2/4/09)
 ACC: 13 vs. Boston College (2/4/09)

FG ATTEMPTS

Season: 14 at USF (11/16/09)
 Career: 23 vs. Boston College (2/4/09)
 ACC: 23 vs. Boston College (2/4/09)

3 PT FG MADE

Season: 1 vs. Longwood (11/13/09)
 Career: 3 vs. Miami (2/26/09)
 ACC: 3 vs. Miami (2/26/09)

3 PT FG ATTEMPTS

Season: 2 vs. Oral Roberts (11/21/09)
 Career: 5 vs. Miami (2/26/09)
 ACC: 5 vs. Miami (2/26/09)

FT MADE

Season: 6 vs. Longwood (11/13/09), vs. ORU (11/21/09)
 Career: 14 vs. Florida State (1/24/09)
 ACC: 14 vs. Florida State (1/24/09)

FT ATTEMPTS

Season: 8 vs. Longwood (11/13/09)
 Career: 14 vs. Auburn (12/20/08), vs. FSU (1/24/09)
 ACC: 14 vs. Florida State (1/24/09)

ASSISTS

Season: 4 vs. Longwood (11/13/09)
 Career: 8 vs. VMI (11/16/08)
 ACC: 6 vs. VT (2/18/09), at NCSU (2/21/09)

TURNOVERS

Season: 4 vs. Oral Roberts (11/21/09)
 Career: 6 on three occasions
 ACC: 6 at VT (1/10/09), vs. FSU (1/24/09)

BLOCKS

Season: 2 vs. Oral Roberts (11/21/09)
 Career: 2 vs. Oral Roberts (11/21/09)
 ACC: 1 vs. Boston College (2/4/09)

STEALS

Season: 1 vs. Longwood (11/13/09), vs. ORU (11/21/09)
 Career: 3 on four occasions
 ACC: 3 vs. BC (2/4/09), vs. Clemson (2/15/09)

MINUTES


Season: 34 vs. Longwood (11/13/09)
 Career: 45 vs. Clemson (2/15/09)
 ACC: 45 vs. Clemson (2/15/09)

2009-10 GAME-BY-GAME:

Opponent	GP-GS	FG-FGA	3FG-3FGA	FT-FTA	Off-Def	Total	A	TO	Blk	Stl	PF	Min	Pts
Longwood	1-1	8-13	1-1	6-8	1-5	6	4	3	0	1	2	34	23
at USF	2-2	5-14	0-1	4-4	1-1	2	2	0	0	0	1	33	14
Rider	3-3	4-8	0-0	2-2	2-2	4	1	1	0	0	2	20	10
Oral Roberts	4-4	4-10	0-2	6-6	0-7	7	3	4	2	1	1	33	14

CAREER STATISTICS

Year	G-GS	Min-Avg.	FG-FGA	Pct.	3FG-3FGA	Pct.	FT-FTA	Pct.	Off-Def.	Reb-Avg.	PF-DQ	Ast	TO	Blk	Stl	Pts-Avg
2008-09	28-27	957-34.2	150-344	.436	16-51	.314	148-186	.796	47-122	169-6.0	49-1	78	77	3	28	464-16.6
ACC	16-16	570-35.6	88-210	.419	10-32	.313	73-91	.802	26-72	98-6.1	28-0	49	50	1	16	259-16.2
2009-10	4-4	120-30.0	21-45	.467	1-4	.250	18-20	.900	4-15	19-4.8	6-0	10	8	2	2	61-15.3
ACC																
CAREER	32-31	1077-33.7	171-389	.440	17-55	.309	166-206	.806	51-137	188-5.9	55-1	88	85	5	30	525-16.4
ACC	16-16	570-35.6	88-210	.419	10-32	.313	73-91	.802	26-72	98-6.1	28-0	49	50	1	16	259-16.2



JEROME MEYNSSE

#55

Senior • Forward/Center • 6-9 • 233 • Baton Rouge, La. • McKinley

2009-10 SEASON:

- Had five points and two rebounds vs. Longwood
- Had four points and four rebounds in a career-high 27 minutes at USF
- Had four points and a career-high two assists vs. Rider in first start of the season
- Had two points and six rebounds vs. Oral Roberts

SINGLE GAME BESTS

POINTS

Season: 5 vs. Longwood (11/13/09)
 Career: 12 vs. Elon (12/22/07)
 ACC: 4 at FSU (1/23/08), at Duke (2/1/09)

REBOUNDS

Season: 6 vs. Oral Roberts (11/21/09)
 Career: 9 vs. Hampton (12/19/07)
 ACC: 3 vs. BC (1/19/08), at FSU (1/23/08)

FG MADE

Season: 2 vs. Longwood (11/13/09)
 Career: 5 vs. Elon (12/22/07)
 ACC: 2 at Florida State (1/23/08)

FG ATTEMPTS

Season: 3 vs. Rider (11/19/09), vs. ORU (11/21/09)
 Career: 7 vs. Hampton (12/19/07), at Syracuse (11/28/08)
 ACC: 3 vs. Clemson (2/7/08)

3 PT FG MADE

Season: --
 Career: --
 ACC: --

3 PT FG ATTEMPTS

Season: --
 Career: --
 ACC: --

FT MADE

Season: 4 at USF (11/16/09)
 Career: 5 vs. UMES (11/26/06)
 ACC: 2 at Duke (2/1/09)

FT ATTEMPTS

Season: 6 at USF (11/16/09)
 Career: 6 vs. UMES (11/26/06), at USF (11/16/09)
 ACC: 2 on four occasions

ASSISTS

Season: 2 vs. Rider (11/19/09)
 Career: 2 vs. Rider (11/19/09)
 ACC: --

TURNOVERS

Season: 1 vs. Rider (11/19/09)
 Career: 2 on five occasions
 ACC: --

BLOCKS

Season: 2 vs. Rider (11/19/09)
 Career: 2 on four occasions
 ACC: 2 at Georgia Tech (12/28/08)

STEALS

Season: 1 at USF (11/16/09)
 Career: 2 vs. PR-Mayaguez (12/21/06)
 ACC: 1 at FSU (1/23/08), at Va. Tech (1/10/09)

MINUTES


Season: 27 at USF (11/16/09)
 Career: 27 at USF (11/16/09)
 ACC: 21 at Maryland (1/20/09)

2009-10 GAME-BY-GAME:

Opponent	GP-GS	FG-FGA	3FG-3FGA	FT-FTA	Off-Def	Total	A	TO	Blk	Stl	PF	Min	Pts
Longwood	1-0	2-2	0-0	1-2	1-1	2	0	0	0	0	0	20	5
at USF	2-0	0-1	0-0	4-6	2-2	4	0	0	0	1	3	27	4
Rider	3-1	1-3	0-0	2-3	1-1	2	2	1	2	0	3	22	4
Oral Roberts	4-2	1-3	0-0	0-1	1-5	6	0	0	0	0	3	22	2

CAREER STATISTICS

Year	G-GS	Min-Avg.	FG-FGA	Pct.	3FG-3FGA	Pct.	FT-FTA	Pct.	Off-Def.	Reb-Avg.	PF-DQ	Ast	TO	Blk	Stl	Pts-Avg
2006-07	15-0	100-6.7	4-11	.364	0-0	.000	9-13	.692	3-17	20-1.3	15-0	1	4	2	2	17-1.1
ACC	4-0	8-2.0	0-1	.000	0-0	.000	0-0	.000	0-0	0-0.0	3-0	0	0	0	0	0-0.0
2007-08	26-0	188-7.2	23-33	.697	0-0	.000	4-12	.333	18-31	49-1.9	36-0	2	7	3	3	50-1.9
ACC	13-0	77-5.9	7-11	.636	0-0	.000	0-2	.000	5-12	17-1.3	21-0	0	0	0	1	14-1.1
2008-09	17-1	149-8.8	8-20	.400	0-0	.000	13-22	.591	13-14	27-1.6	17-0	1	8	7	1	29-1.7
ACC	7-0	58-8.3	2-6	.333	0-0	.000	4-6	.667	3-5	8-1.1	10-0	0	0	3	1	8-1.1
2009-10	4-2	91-22.8	4-9	.444	0-0	.000	7-12	.583	5-9	14-3.5	9-0	2	1	2	1	15-3.8
ACC																
CAREER	62-3	528-8.5	39-73	.534	0-0	.000	33-59	.559	39-71	110-1.8	77-0	6	20	14	7	111-1.8
ACC	24-0	143-6.0	9-18	.500	0-0	.000	4-8	.500	8-17	25-1.0	34-0	0	0	3	2	22-0.9



MIKE SCOTT

#32

Junior • Forward • 6-8 • 239 • Chesapeake, Va. • Hargrave Military Academy

2009-10 SEASON:

- Had 12 points and 13 rebounds vs. Longwood
- Had nine points and five rebounds at USF
- Had 17 points (8-9 FG) and nine rebounds vs. Rider
- Had 15 points and 10 rebounds vs. Oral Roberts for his 12th career double-double

SINGLE GAME BESTS

POINTS

Season: 17 vs. Rider (11/19/09)
 Career: 26 vs. VMI (11/16/08)
 ACC: 18 vs. Clemson (2/15/09)

REBOUNDS

Season: 13 vs. Longwood (11/13/09)
 Career: 18 vs. VMI (11/16/08)
 ACC: 12 at Md (1/30/08), at BC (2/17/08)

FG MADE

Season: 8 vs. Rider (11/19/09)
 Career: 11 vs. VMI (11/16/08)
 ACC: 8 vs. Clemson (2/15/09)

FG ATTEMPTS

Season: 12 vs. Oral Roberts (11/21/09)
 Career: 13 vs. VMI (11/16/08)
 ACC: 12 vs. Clemson (2/15/09)

3 PT FG MADE

Season: --
 Career: 2 vs. Georgia Tech (3/13/08)
 ACC: 2 vs. Georgia Tech (3/13/08)

3 PT FG ATTEMPTS

Season: --
 Career: 2 at BC (2/17/08), vs. GT (3/13/08)
 ACC: 2 at BC (2/17/08), vs. GT (3/13/08)

FT MADE

Season: 3 vs. Oral Roberts (11/21/09)
 Career: 10 at Maryland (1/20/09)
 ACC: 10 at Maryland (1/20/09)

FT ATTEMPTS

Season: 4 vs. Oral Roberts (11/21/09)
 Career: 10 at Maryland (1/20/09)
 ACC: 10 at Maryland (1/20/09)

ASSISTS

Season: 3 vs. Rider (11/19/09)
 Career: 4 at Syracuse (11/28/08)
 ACC: 3 vs. Clemson (2/15/09)

TURNOVERS

Season: 2 vs. Oral Roberts (11/21/09)
 Career: 4 on three occasions
 ACC: 4 vs. Maryland (3/7/09)

BLOCKS

Season: 2 vs. Longwood (11/13/09)
 Career: 3 vs. Duke (3/5/08), vs. Richmond (3/18/08)
 ACC: 3 vs. Duke (3/5/08)

STEALS

Season: 1 vs. Longwood (11/13/09), vs. ORU (11/21/09)
 Career: 3 on four occasions
 ACC: 3 vs. FSU (1/24/09), vs. Clemson (2/15/09)

MINUTES

Season: 32 vs. Oral Roberts (11/21/09)
 Career: 40 vs. Clemson (2/15/09)
 ACC: 40 vs. Clemson (2/15/09)

2009-10 GAME-BY-GAME:

Opponent	GP-GS	FG-FGA	3FG-3FGA	FT-FTA	Off-Def	Total	A	TO	Blk	Stl	PF	Min	Pts
Longwood	1-1	5-8	0-0	2-2	3-10	13	0	1	2	1	3	31	12
at USF	2-2	4-9	0-0	1-2	1-4	5	0	0	0	0	5	16	9
Rider	3-3	8-9	0-0	1-2	3-6	9	3	1	0	0	1	28	17
Oral Roberts	4-4	6-12	0-0	3-4	4-6	10	2	2	0	1	2	32	15

CAREER STATISTICS

Year	G-GS	Min-Avg.	FG-FGA	Pct.	3FG-3FGA	Pct.	FT-FTA	Pct.	Off-Def.	Reb-Avg.	PF-DQ	Ast	TO	Blk	Stl	Pts-Avg
2007-08	32-21	579-18.1	63-143	.441	4-10	.400	52-74	.703	67-101	168-5.3	69-1	15	25	12	20	182-5.7
ACC	16-14	310-19.4	30-77	.390	1-4	.250	20-33	.606	30-50	80-5.0	39-1	6	15	5	8	81-5.1
2008-09	28-19	774-27.6	111-204	.544	2-6	.333	63-85	.741	95-113	208-7.4	68-2	21	49	9	24	287-10.3
ACC	16-7	431-26.9	59-110	.536	2-2	1.000	39-52	.750	45-50	95-5.9	41-1	11	30	5	14	159-9.9
2009-10	4-4	107-26.8	23-38	.605	0-0	.000	7-10	.700	11-26	37-9.3	11-1	5	4	2	2	53-13.3
ACC																
CAREER	64-44	1460-22.8	197-385	.512	6-16	.375	122-169	.722	173-240	413-6.5	148-4	41	78	23	46	522-8.2
ACC	32-21	741-23.2	89-187	.476	3-6	.500	59-85	.694	75-100	175-5.5	80-2	17	45	10	22	240-7.5



ASSANE SENE

#5

Sophomore • Center • 7-0 • 234 • Saint-Louis, Senegal • South Kent

2009-10 SEASON:

- Suspended for the first three games of the season (Longwood, at South Florida, Rider) for conduct detrimental to the team
- Made season debut vs. Oral Roberts and had a career-high eight points and seven rebounds

SINGLE GAME BESTS

POINTS

Season: 8 vs. Oral Roberts (11/21/09)
 Career: 8 vs. Oral Roberts (11/21/09)
 ACC: 6 at Virginia Tech (1/10/09)

REBOUNDS

Season: 7 vs. Oral Roberts (11/21/09)
 Career: 13 vs. Boston College (2/4/09)
 ACC: 13 vs. Boston College (2/4/09)

FG MADE

Season: 3 vs. Oral Roberts (11/21/09)
 Career: 3 on four occasions
 ACC: 3 at Virginia Tech (1/10/09)

FG ATTEMPTS

Season: 5 vs. Oral Roberts (11/21/09)
 Career: 8 vs. Xavier (1/3/09)
 ACC: 6 vs. Boston College (2/4/09)

3 PT FG MADE

Season: --
 Career: --
 ACC: --

3 PT FG ATTEMPTS

Season: --
 Career: --
 ACC: --

FT MADE

Season: 2 vs. Oral Roberts (11/21/09)
 Career: 2 on three occasions
 ACC: 1 vs. Boston College (2/4/09)

FT ATTEMPTS

Season: 4 vs. Oral Roberts (11/21/09)
 Career: 4 vs. Brown (1/6/09), vs. ORU (11/21/09)
 ACC: 3 at Duke (2/1/09)

ASSISTS

Season: --
 Career: 2 vs. Auburn (12/20/08)
 ACC: --

TURNOVERS

Season: --
 Career: 2 on five occasions
 ACC: 2 on three occasions

BLOCKS

Season: 1 vs. Oral Roberts (11/21/09)
 Career: 4 vs. Auburn (12/20/08), at Va. Tech (1/10/09)
 ACC: 4 at Virginia Tech (1/10/09)

STEALS

Season: --
 Career: --
 ACC: --

MINUTES

Season: 13 vs. Oral Roberts (11/21/09)
 Career: 33 vs. Xavier (1/3/09)
 ACC: 28 vs. Boston College (2/4/09)

2009-10 GAME-BY-GAME:

Opponent	GP-GS	FG-FGA	3FG-3FGA	FT-FTA	Off-Def	Total	A	TO	Blk	Stl	PF	Min	Pts
Longwood	DNP												
at USF	DNP												
Rider	DNP												
Oral Roberts	1-0	3-5	0-0	2-4	2-5	7	0	0	1	0	5	13	8

CAREER STATISTICS

Year	G-GS	Min-Avg.	FG-FGA	Pct.	3FG-3FGA	Pct.	FT-FTA	Pct.	Off-Def.	Reb-Avg.	PF-DQ	Ast	TO	Blk	Stl	Pts-Avg
2008-09	22-16	381-17.3	25-65	.385	0-0	.000	6-21	.286	36-65	101-4.6	61-2	6	18	35	0	56-2.5
ACC	14-12	245-17.5	15-42	.357	0-0	.000	1-8	.125	24-36	60-4.3	35-1	0	12	20	0	31-2.2
2009-10	1-0	13-13.0	3-5	.600	0-0	.000	2-4	.500	2-5	7-7.0	5-1	0	0	1	0	8-8.0
ACC																
CAREER	23-16	394-17.1	28-70	.400	0-0	.000	8-25	.320	38-70	108-4.7	66-3	6	18	36	0	64-2.8
ACC	14-12	245-17.5	15-42	.357	0-0	.000	1-8	.125	24-36	60-4.3	35-1	0	12	20	0	31-2.2



WILL SHERRILL

#22

Junior • Forward • 6-9 • 217 • New York, N.Y. • Phillips Academy Andover

2009-10 SEASON:

- Made season debut at USF and had two points (2-2 FT) and one rebound
- Had two points and a career-high six rebounds in a career-high 16 minutes vs. Rider
- Tied a career high with three points and also had three rebounds vs. Oral Roberts

SINGLE GAME BESTS

POINTS

Season: 3 vs. Oral Roberts (11/21/09)
 Career: 3 vs. Longwood (12/7/07), vs. ORU (11/21/09)
 ACC: 1 at Clemson (3/3/09)

REBOUNDS

Season: 6 vs. Rider (11/19/09)
 Career: 6 vs. Rider (11/19/09)
 ACC: --

FG MADE

Season: 1 vs. Rider (11/19/09), vs. ORU (11/21/09)
 Career: 1 on five occasions
 ACC: --

FG ATTEMPTS

Season: 4 vs. Rider (11/19/09)
 Career: 4 vs. Rider (11/19/09)
 ACC: 1 vs. North Carolina (1/15/09)

3 PT FG MADE

Season: 1 vs. Oral Roberts (11/21/09)
 Career: 1 vs. Longwood (12/7/07), vs. ORU (11/21/09)
 ACC: --

3 PT FG ATTEMPTS

Season: 1 vs. Oral Roberts (11/21/09)
 Career: 1 on three occasions
 ACC: 1 vs. North Carolina (1/15/09)

FT MADE

Season: 2 at USF (11/16/09)
 Career: 2 at USF (11/16/09)
 ACC: 1 at Clemson (3/3/09)

FT ATTEMPTS

Season: 2 at USF (11/16/09)
 Career: 2 at Clemson (3/3/09), at USF (11/16/09)
 ACC: 2 at Clemson (3/3/09)

ASSISTS

Season: 1 vs. Rider (11/19/09)
 Career: 1 on three occasions
 ACC: --

TURNOVERS

Season: 2 vs. Rider (11/19/09)
 Career: 2 vs. Rider (11/19/09)
 ACC: --

BLOCKS

Season: --
 Career: --
 ACC: --

STEALS

Season: 1 vs. Rider (11/19/09)
 Career: 1 vs. N'western (11/27/07), vs. Rider (11/19/09)
 ACC: --

MINUTES

Season: 16 vs. Rider (11/19/09)
 Career: 16 vs. Rider (11/19/09)
 ACC: 2 at North Carolina (2/7/09)

2009-10 GAME-BY-GAME:

Opponent	GP-GS	FG-FGA	3FG-3FGA	FT-FTA	Off-Def	Total	A	TO	Blk	Stl	PF	Min	Pts
Longwood	DNP												
at USF	1-0	0-0	0-0	2-2	0-1	1	0	0	0	0	0	4	2
Rider	2-0	1-4	0-0	0-0	2-4	6	1	2	0	1	1	16	2
Oral Roberts	3-0	1-1	1-1	0-0	1-2	3	0	0	0	0	4	11	3

CAREER STATISTICS

Year	G-GS	Min-Avg.	FG-FGA	Pct.	3FG-3FGA	Pct.	FT-FTA	Pct.	Off-Def.	Reb-Avg.	PF-DQ	Ast	TO	Blk	Stl	Pts-Avg
2007-08	7-0	12-1.7	3-3	1.000	1-1	1.000	0-0	.000	1-2	3-0.4	3-0	1	0	0	1	7-1.0
ACC	1-0	1-1.0	0-0	.000	0-0	.000	0-0	.000	0-0	0-0.0	0-0	0	0	0	0	0-0.0
2008-09	10-0	19-1.9	0-3	.000	0-1	.000	1-2	.500	2-1	3-0.3	2-0	1	2	0	0	1-0.1
ACC	5-0	5-1.0	0-1	.000	0-1	.000	1-2	.500	0-0	0-0.0	1-0	0	0	0	0	1-0.2
2009-10	3-0	31-10.3	2-5	.400	1-1	1.000	2-2	1.000	3-7	10-3.3	5-0	1	2	0	1	7-2.3
ACC																
CAREER	20-0	62-3.1	5-11	.455	2-3	.667	3-4	.750	6-10	16-0.8	10-0	3	4	0	2	15-0.8
ACC	6-0	6-1.0	0-1	.000	0-1	.000	1-2	.500	0-0	0-0.0	1-0	0	0	0	0	1-0.2



SOLOMON TAT

#45

Sr. • G/F • 6-5 • 217 • Jos Plateau, Nigeria • Community Christian School

2009-10 SEASON:

- Made season debut at USF
- Had four points and four rebounds vs. Rider
- Will not play in Cancun because his visa status is not clarified and he won't be traveling internationally.

SINGLE GAME BESTS

POINTS

Season: 4 vs. Rider (11/19/09)
 Career: 12 at Xavier (1/3/08)
 ACC: 8 at Virginia Tech (2/10/07)

REBOUNDS

Season: 4 vs. Rider (11/19/09)
 Career: 6 at Virginia Tech (2/10/07)
 ACC: 6 at Virginia Tech (2/10/07)

FG MADE

Season: 2 vs. Rider (11/19/09)
 Career: 3 at Virginia Tech (2/10/07), at Xavier (1/3/08)
 ACC: 3 at Virginia Tech (2/10/07)

FG ATTEMPTS

Season: 3 vs. Rider (11/19/09)
 Career: 9 at Virginia Tech (2/10/07)
 ACC: 9 at Virginia Tech (2/10/07)

3 PT FG MADE

Season: --
 Career: --
 ACC: --

3 PT FG ATTEMPTS

Season: --
 Career: 1 on five occasions
 ACC: 1 on three occasions

FT MADE

Season: --
 Career: 6 at Xavier (1/3/08)
 ACC: 2 on four occasions

FT ATTEMPTS

Season: 1 vs. Rider (11/19/09)
 Career: 9 at Xavier (1/3/08)
 ACC: 2 on six occasions

ASSISTS

Season: --
 Career: 5 vs. Gonzaga (1/3/07)
 ACC: 2 at Clemson (1/28/07), at Wake (3/3/07)

TURNOVERS

Season: --
 Career: 2 on eight occasions
 ACC: 2 on six occasions

BLOCKS

Season: --
 Career: 1 vs. Longwood (2/13/07)
 ACC: --

STEALS

Season: --
 Career: 2 vs. Stanford (1/7/07), vs. Md. (1/16/07)
 ACC: 2 vs. Maryland (1/16/07)

MINUTES

Season: 4 vs. Rider (11/19/09)
 Career: 23 at Virginia Tech (2/10/07)
 ACC: 23 at Virginia Tech (2/10/07)

2009-10 GAME-BY-GAME:

Opponent	GP-GS	FG-FGA	3FG-3FGA	FT-FTA	Off-Def	Total	A	TO	Blk	Stl	PF	Min	Pts
Longwood	DNP												
at USF	1-0	0-0	0-0	0-0	0-0	0	0	0	0	0	0	2	0
Rider	2-0	2-3	0-0	0-1	1-3	4	0	0	0	0	0	4	4
Oral Roberts	3-0	0-0	0-0	0-0	0-0	0	0	0	0	0	0	1	0

CAREER STATISTICS

Year	G-GS	Min-Avg.	FG-FGA	Pct.	3FG-3FGA	Pct.	FT-FTA	Pct.	Off-Def.	Reb-Avg.	PF-DQ	Ast	TO	Blk	Stl	Pts-Avg
2006-07	20-0	165-8.3	14-40	.350	0-3	.000	12-19	.632	7-25	32-1.6	24-0	13	8	1	8	40-2.0
ACC	13-0	107-8.2	8-25	.320	0-1	.000	5-5	1.000	5-16	21-1.6	17-0	6	4	0	5	21-1.6
2007-08	15-0	100-6.7	11-24	.458	0-2	.000	13-17	.765	4-16	20-1.3	6-0	5	6	0	3	35-2.3
ACC	9-0	68-7.6	7-15	.467	0-2	.000	5-6	.833	1-12	13-1.4	4-0	3	4	0	3	19-2.1
2008-09	17-8	119-7.0	4-15	.267	0-0	.000	3-4	.750	6-10	16-0.9	17-1	5	10	0	3	11-0.6
ACC	12-8	101-8.4	3-14	.214	0-0	.000	1-2	.500	6-7	13-1.1	13-1	3	9	0	2	7-0.6
2009-10	3-0	7-2.3	2-3	.667	0-0	.000	0-1	.000	1-3	4-1.3	0-0	0	0	0	0	4-1.3
ACC																
CAREER	55-8	391-7.1	31-82	.378	0-5	.000	28-41	.683	18-54	72-1.3	47-1	23	24	1	14	90-1.6
ACC	34-8	276-8.1	18-54	.333	0-3	.000	11-13	.846	12-35	47-1.4	34-1	12	17	0	10	47-1.4



JAMIL TUCKER

#12

Senior • Forward • 6-9 • 240 • Gary, Ind. • West Side

2009-10 SEASON:

- It was announced on Nov. 11 that Tucker is taking an indefinite leave of absence from the team to focus on personal matters

SINGLE GAME BESTS

POINTS

Season: --
 Career: 21 at Maryland (1/20/09)
 ACC: 21 at Maryland (1/20/09)

REBOUNDS

Season: --
 Career: 10 vs. Longwood (12/17/08)
 ACC: 9 on three occasions

FG MADE

Season: --
 Career: 7 at Maryland (1/20/09)
 ACC: 7 at Maryland (1/20/09)

FG ATTEMPTS

Season: --
 Career: 13 vs. North Carolina (1/15/09)
 ACC: 13 vs. North Carolina (1/15/09)

3 PT FG MADE

Season: --
 Career: 4 at Minn. (12/2/08), at Md. (1/20/09)
 ACC: 4 at Maryland (1/20/09)

3 PT FG ATTEMPTS

Season: --
 Career: 8 vs. ODU (3/24/08), at Minn. (12/2/08)
 ACC: 7 at Wake Forest (2/9/08)

FT MADE

Season: --
 Career: 5 vs. Hampton (12/19/07), vs. USF (11/19/08)
 ACC: 3 on three occasions

FT ATTEMPTS

Season: --
 Career: 8 vs. USF (11/19/08)
 ACC: 4 on four occasions

ASSISTS

Season: --
 Career: 3 vs. Longwood (12/17/08)
 ACC: 2 on six occasions

TURNOVERS

Season: --
 Career: 4 at Duke (2/1/09)
 ACC: 4 at Duke (2/1/09)

BLOCKS

Season: --
 Career: 3 at Virginia Tech (1/10/09)
 ACC: 3 at Virginia Tech (1/10/09)

STEALS

Season: --
 Career: 2 on four occasions
 ACC: 2 at North Carolina (2/7/09)

MINUTES


Season: --
 Career: 30 at Wake Forest (2/9/08)
 ACC: 30 at Wake Forest (2/9/08)

2009-10 GAME-BY-GAME:

Opponent	GP-GS	FG-FGA	3FG-3FGA	FT-FTA	Off-Def	Total	A	TO	Blk	Stl	PF	Min	Pts
Longwood	DNP												
at USF	DNP												
Rider	DNP												
Oral Roberts	DNP												

CAREER STATISTICS

Year	G-GS	Min-Avg.	FG-FGA	Pct.	3FG-3FGA	Pct.	FT-FTA	Pct.	Off-Def.	Reb-Avg.	PF-DQ	Ast	TO	Blk	Stl	Pts-Avg
2006-07	29-0	291-10.0	32-73	.438	21-43	.488	15-27	.556	16-44	60-2.1	39-0	3	19	6	3	100-3.4
ACC	13-0	113-8.7	15-32	.469	11-19	.579	8-13	.615	7-20	27-2.1	20-0	0	9	0	1	49-3.8
2007-08	31-3	483-15.6	57-133	.429	31-84	.369	17-24	.708	19-84	103-3.3	62-0	17	21	12	7	162-5.2
ACC	16-2	256-16.0	32-75	.427	18-45	.400	9-14	.643	14-44	58-3.6	26-0	11	11	3	4	91-5.7
2008-09	28-4	518-18.5	73-165	.442	31-77	.403	30-44	.682	33-73	106-3.8	62-1	20	31	15	16	207-7.4
ACC	16-1	318-19.9	43-99	.434	20-48	.417	14-19	.737	19-38	57-3.6	40-1	14	20	9	9	120-7.5
2009-10	0-0															
ACC																
CAREER	88-7	1292-14.7	162-371	.437	83-204	.407	62-95	.653	68-201	269-3.1	163-1	40	71	33	26	469-5.3
ACC	45-3	687-15.3	90-206	.437	49-112	.438	31-46	.674	40-102	142-3.2	86-1	25	40	12	14	260-5.8



SAMMY ZEGLINSKI

#13

So. • G • 6-0 • 182 • Philadelphia, Pa. • The William Penn Charter School

2009-10 SEASON:

- Had 14 points and tied a career-high with six rebounds vs. Longwood
- Had 12 points vs. Rider
- Had 13 points vs. Oral Roberts

SINGLE GAME BESTS

POINTS

Season: 14 vs. Longwood (11/13/09)
 Career: 24 vs. Liberty (11/25/08)
 ACC: 15 vs. Clemson (2/15/09)

REBOUNDS

Season: 6 vs. Longwood (11/13/09)
 Career: 6 at GT (12/28/08), vs. Longwood (11/13/09)
 ACC: 6 at Georgia Tech (12/28/08)

FG MADE

Season: 5 vs. Longwood (11/13/09)
 Career: 8 vs. Liberty (11/25/08)
 ACC: 6 vs. Clemson (2/15/09)

FG ATTEMPTS

Season: 10 vs. Longwood (11/13/09)
 Career: 14 vs. Auburn (12/20/08)
 ACC: 11 at North Carolina (2/7/09)

3 PT FG MADE

Season: 4 vs. Longwood (11/13/09)
 Career: 6 vs. Liberty (11/25/08)
 ACC: 3 at GT (12/28/08), vs. Clemson (2/15/09)

3 PT FG ATTEMPTS

Season: 7 vs. Longwood (11/13/09)
 Career: 10 vs. Liberty (11/25/08)
 ACC: 9 at Georgia Tech (12/28/08)

FT MADE

Season: 2 vs. Rider (11/19/09), vs. ORU (11/21/09)
 Career: 4 vs. USF (11/19/08), vs. FSU (1/24/09)
 ACC: 4 vs. Florida State (1/24/09)

FT ATTEMPTS

Season: 4 vs. Rider (11/19/09)
 Career: 8 vs. Florida State (1/24/09)
 ACC: 8 vs. Florida State (1/24/09)

ASSISTS

Season: 4 vs. Longwood (11/13/09)
 Career: 8 at Virginia Tech (1/10/09)
 ACC: 8 at Virginia Tech (1/10/09)

TURNOVERS

Season: 5 vs. Longwood (11/13/09)
 Career: 6 vs. Clemson (2/15/09)
 ACC: 6 vs. Clemson (2/15/09)

BLOCKS

Season: 1 at USF (11/16/09)
 Career: 1 on four occasions
 ACC: --

STEALS

Season: 2 at USF (11/16/09)
 Career: 5 vs. Florida State (1/24/09)
 ACC: 5 vs. Florida State (1/24/09)

MINUTES

Season: 37 vs. Longwood (11/13/09)
 Career: 39 at Georgia Tech (12/28/08)
 ACC: 39 at Georgia Tech (12/28/08)

2009-10 GAME-BY-GAME:

Opponent	GP-GS	FG-FGA	3FG-3FGA	FT-FTA	Off-Def	Total	A	TO	Blk	Stl	PF	Min	Pts
Longwood	1-1	5-10	4-7	0-2	0-6	6	4	5	0	1	3	37	14
at USF	2-2	1-4	0-1	0-0	0-0	0	2	2	1	2	4	24	2
Rider	3-3	4-5	2-2	2-4	0-4	4	2	1	0	1	1	25	12
Oral Roberts	4-4	4-7	3-6	2-2	1-2	3	1	0	0	0	2	23	13

CAREER STATISTICS

Year	G-GS	Min-Avg.	FG-FGA	Pct.	3FG-3FGA	Pct.	FT-FTA	Pct.	Off-Def.	Reb-Avg.	PF-DQ	Ast	TO	Blk	Stl	Pts-Avg
2007-08	8-0	62-7.8	3-12	.250	1-7	.143	0-2	.000	3-6	9-1.1	8-0	15	9	1	3	7-0.9
ACC	0-0															
2008-09	28-15	669-23.9	82-213	.385	33-105	.314	20-35	.571	9-57	66-2.4	68-2	84	70	2	36	217-7.8
ACC	16-7	362-22.6	32-101	.317	12-56	.214	6-16	.375	6-27	33-2.1	33-0	44	37	0	18	82-5.1
2009-10	4-4	109-27.3	14-26	.538	9-16	.563	4-8	.500	1-12	13-3.3	10-0	9	8	1	4	41-10.3
ACC																
CAREER	40-19	840-21.0	99-251	.394	43-128	.336	24-45	.533	13-75	88-2.2	86-2	108	87	4	43	265-6.6
ACC	16-7	362-22.6	32-101	.317	12-56	.214	6-16	.375	6-27	33-2.1	33-0	44	37	0	18	82-5.1

Official Basketball Box Score -- Game Totals -- Final Statistics

Longwood vs Virginia

11/13/09 7 p.m. at Charlottesville, Va. (JPJA)

Longwood 72 • 0-1

#	Player	f	Total		3-Ptr	Rebounds			PF	TP	A	TO	Blk	Stl	Min
			FG-FGA	FG-FGA	FT-FTA	Off	Def	Tot							
12	Robinson Jr., Billy	f	6-8	0-0	1-2	1	4	5	3	13	1	0	0	3	20
22	Smith, Dana	f	2-10	0-3	1-3	0	5	5	3	5	1	4	0	0	30
01	Dawson, E.J.	g	4-7	2-3	0-0	0	3	3	3	10	5	0	0	1	31
20	Mitchell, Aaron	g	1-5	1-3	0-0	0	1	1	4	3	2	1	1	0	26
24	Swecker, Kevin	g	4-11	2-5	0-0	0	0	0	2	10	0	0	0	2	29
04	Carter, Antwan		8-10	0-0	2-3	0	1	1	3	18	0	2	0	3	24
05	Washington, Martiz		4-9	3-7	0-0	0	1	1	0	11	3	3	0	0	24
11	Gee II, Earl		0-0	0-0	2-2	1	2	3	0	2	0	0	0	0	10
15	Persaud, Ian		0-0	0-0	0-0	0	0	0	0	0	0	1	0	0	2
33	van der Kooij, Jan		0-1	0-1	0-0	0	0	0	1	0	0	0	0	0	4
Team						1	1	2							
Totals			29-61	8-22	6-10	3	18	21	19	72	12	11	1	9	200

FG % 1st Half: 12-30 40.0% 2nd half: 17-31 54.8% Game: 29-61 47.5% Deadball Rebounds 2
 3FG % 1st Half: 2-12 16.7% 2nd half: 6-10 60.0% Game: 8-22 36.4%
 FT % 1st Half: 1-1 100.0% 2nd half: 5-9 55.6% Game: 6-10 60.0%

Virginia 85 • 1-0

#	Player	f	Total		3-Ptr	Rebounds			PF	TP	A	TO	Blk	Stl	Min
			FG-FGA	FG-FGA	FT-FTA	Off	Def	Tot							
32	Mike Scott	f	5-8	0-0	2-2	3	10	13	3	12	0	1	2	1	31
02	Mustapha Farrakhan	g	5-8	1-4	6-6	0	5	5	2	17	4	3	0	1	31
13	Sammy Zeglinski	g	5-10	4-7	0-2	0	6	6	3	14	4	5	0	1	37
15	Sylvan Landesberg	g	8-13	1-1	6-8	1	5	6	2	23	4	3	0	1	34
23	Jeff Jones	g	3-6	0-2	4-4	0	1	1	0	10	1	1	0	1	24
01	Jontel Evans		2-2	0-0	0-0	0	2	2	3	4	1	3	0	1	20
24	Tristan Spurlock		0-1	0-0	0-0	0	0	0	1	0	0	0	0	0	3
55	Jerome Meyinsse		2-2	0-0	1-2	1	1	2	0	5	0	0	0	0	20
Team						0	1	1							
Totals			30-50	6-14	19-24	5	31	36	14	85	14	16	2	6	200

FG % 1st Half: 17-29 58.6% 2nd half: 13-21 61.9% Game: 30-50 60.0% Deadball Rebounds 2
 3FG % 1st Half: 5-9 55.6% 2nd half: 1-5 20.0% Game: 6-14 42.9%
 FT % 1st Half: 10-13 76.9% 2nd half: 9-11 81.8% Game: 19-24 79.2%

Officials: Freddie Williams, Jose Carrion, Tim Comer

Technical fouls: Longwood-None. Virginia-None.

Attendance: 10787

Score by periods	1st	2nd	Total
Longwood	27	45	72
Virginia	49	36	85

Official Basketball Box Score -- Game Totals -- Final Statistics

Virginia vs USF

11/16/09 7:45 p.m. at Tampa, Fla. (Sun Dome)

Virginia 49 • 1-1

#	Player		Total		3-Ptr	Rebounds			PF	TP	A	TO	Blk	Stl	Min
			FG-FGA	FG-FGA	FT-FTA	Off	Def	Tot							
32	Mike Scott	f	4-9	0-0	1-2	1	4	5	5	9	0	0	0	0	16
02	Mustapha Farrakhan	g	1-9	0-2	1-1	0	1	1	1	3	2	1	0	0	29
13	Sammy Zeglinski	g	1-4	0-1	0-0	0	0	0	4	2	2	2	1	2	24
15	Sylvén Landesberg	g	5-14	0-1	4-4	1	1	2	1	14	2	0	0	0	33
23	Jeff Jones	g	3-10	1-7	0-0	1	4	5	0	7	0	0	0	1	28
01	Jontel Evans		1-1	0-0	0-0	0	0	0	1	2	0	4	0	1	13
04	Calvin Baker		2-4	1-1	0-0	1	1	2	2	5	1	0	0	0	15
22	Will Sherrill		0-0	0-0	2-2	0	1	1	0	2	0	0	0	0	4
24	Tristan Spurlock		0-0	0-0	1-2	1	0	1	0	1	0	2	0	0	9
45	Solomon Tat		0-0	0-0	0-0	0	0	0	0	0	0	0	0	0	2
55	Jerome Meyinsse		0-1	0-0	4-6	2	2	4	3	4	0	0	0	1	27
Team						2	1	3							
Totals			17-52	2-12	13-17	9	15	24	17	49	7	9	1	5	200

FG % 1st Half: 11-30 36.7% 2nd half: 6-22 27.3% Game: 17-52 32.7%
 3FG % 1st Half: 0-5 0.0% 2nd half: 2-7 28.6% Game: 2-12 16.7%
 FT % 1st Half: 5-7 71.4% 2nd half: 8-10 80.0% Game: 13-17 76.5%

Deadball
Rebounds
3

USF 66 • 2-0

#	Player		Total		3-Ptr	Rebounds			PF	TP	A	TO	Blk	Stl	Min
			FG-FGA	FG-FGA	FT-FTA	Off	Def	Tot							
24	GILCHRIST, Augustus	f	5-9	1-1	7-7	3	5	8	4	18	3	6	3	0	34
31	FAMOUS, Jarrid	f	4-4	0-0	4-7	1	7	8	4	12	2	1	1	0	30
03	HOWARD, Chris	g	1-4	0-1	0-0	2	1	3	2	2	1	2	0	0	30
20	JONES, Dominique	g	10-18	1-4	1-1	1	6	7	3	22	4	1	0	4	38
33	MERCER, Mike	g	1-3	0-1	1-2	0	4	4	0	3	0	2	0	0	23
04	DUMARS, Jordan		0-1	0-1	0-0	0	0	0	1	0	0	0	0	0	1
05	LEEMOW, Justin		3-4	3-3	0-1	0	2	2	0	9	1	0	0	1	28
13	KARDOK, Ryan		0-0	0-0	0-0	0	0	0	0	0	0	0	0	0	1
22	NORIEGA, Shaun		0-0	0-0	0-0	0	0	0	0	0	0	0	0	0	2
23	BURWELL, Mike		0-1	0-0	0-0	0	0	0	0	0	0	0	0	0	1
32	FITZPATRICK, Toarlyn		0-1	0-0	0-0	0	1	1	3	0	0	1	0	1	12
Team						1	1	2				1			
Totals			24-45	5-11	13-18	8	27	35	17	66	11	14	4	6	200

FG % 1st Half: 12-22 54.5% 2nd half: 12-23 52.2% Game: 24-45 53.3%
 3FG % 1st Half: 2-6 33.3% 2nd half: 3-5 60.0% Game: 5-11 45.5%
 FT % 1st Half: 5-8 62.5% 2nd half: 8-10 80.0% Game: 13-18 72.2%

Deadball
Rebounds
3

Officials: Mike Stuart, Earlt Walton, James Breeding

Technical fouls: Virginia-None. USF-None.

Attendance: 4193

Score by periods	1st	2nd	Total
Virginia	27	22	49
USF	31	35	66

Official Basketball Box Score -- Game Totals -- Final Statistics

Rider vs Virginia

11/19/09 7 p.m. at Charlottesville, Va (JPJA)

Rider 46 • 2-1

#	Player		Total		3-Ptr	Rebounds			PF	TP	A	TO	Blk	Stl	Min
			FG-FGA	FG-FGA	FT-FTA	Off	Def	Tot							
02	Ringgold, Mike	f	4-12	0-0	0-2	1	1	2	3	8	1	2	2	0	34
23	Gadson, Novar	f	1-4	1-2	0-0	1	3	4	3	3	1	2	1	0	17
25	Jackson, Jermaine	f	1-1	0-0	0-0	0	1	1	1	2	0	1	0	0	11
05	Thompson, Ryan	g	3-7	1-4	2-6	0	0	0	2	9	1	3	1	1	30
15	Robinson, Justin	g	2-6	1-4	0-0	0	2	2	3	5	2	2	0	1	25
03	Youngblood, Jhamar		2-6	1-3	0-0	0	2	2	2	5	2	2	0	0	22
10	Johnson, Carl		0-0	0-0	1-2	0	0	0	0	1	0	0	0	0	5
12	Thompson, Jonathon		0-3	0-2	0-0	0	2	2	1	0	3	0	1	0	19
14	Mansell, Patrick		1-3	1-3	0-0	0	0	0	0	3	0	0	0	0	13
21	Nd-Ezuma, Dera		0-2	0-0	0-0	1	1	2	0	0	0	0	0	1	1
31	Penn, Brandon		3-7	2-5	2-2	2	5	7	1	10	0	2	0	0	21
33	Myers, Robbie		0-0	0-0	0-0	0	0	0	0	0	0	0	0	0	2
Team						2	3	5							
Totals			17-51	7-23	5-12	7	20	27	16	46	10	14	5	3	200

FG % 1st Half: 9-21 42.9% 2nd half: 8-30 26.7% Game: 17-51 33.3% Deadball Rebounds 3
 3FG % 1st Half: 2-10 20.0% 2nd half: 5-13 38.5% Game: 7-23 30.4%
 FT % 1st Half: 2-4 50.0% 2nd half: 3-8 37.5% Game: 5-12 41.7%

Virginia 79 • 2-1

#	Player		Total		3-Ptr	Rebounds			PF	TP	A	TO	Blk	Stl	Min
			FG-FGA	FG-FGA	FT-FTA	Off	Def	Tot							
32	Mike Scott	f	8-9	0-0	1-2	3	6	9	1	17	3	1	0	0	28
55	Jerome Meyinsse	f	1-3	0-0	2-3	1	1	2	3	4	2	1	2	0	22
02	Mustapha Farrakhan	g	2-6	2-5	2-2	0	1	1	1	8	2	1	0	1	22
13	Sammy Zeglinski	g	4-5	2-2	2-4	0	4	4	1	12	2	1	0	1	25
15	Sylden Landesberg	g	4-8	0-0	2-2	2	2	4	2	10	1	1	0	0	20
00	Doug Browman		0-0	0-0	0-0	0	0	0	0	0	0	0	0	0	1
01	Jontel Evans		0-0	0-0	0-0	0	1	1	0	0	2	1	0	0	11
04	Calvin Baker		2-5	0-1	4-4	0	2	2	2	8	2	2	0	1	18
10	Tom Jonke		0-0	0-0	0-0	0	1	1	0	0	0	0	0	0	3
11	Thomas Kody		0-2	0-0	0-0	1	0	1	1	0	0	0	0	0	3
22	Will Sherrill		1-4	0-0	0-0	2	4	6	1	2	1	2	0	1	16
23	Jeff Jones		4-7	2-5	1-1	0	1	1	0	11	0	0	1	1	19
24	Tristan Spurlock		1-4	1-3	0-0	0	2	2	2	3	0	0	0	0	8
45	Solomon Tat		2-3	0-0	0-1	1	3	4	0	4	0	0	0	0	4
Team						1	3	4							
Totals			29-56	7-16	14-19	11	31	42	14	79	15	10	3	5	200

FG % 1st Half: 14-25 56.0% 2nd half: 15-31 48.4% Game: 29-56 51.8% Deadball Rebounds 1
 3FG % 1st Half: 3-9 33.3% 2nd half: 4-7 57.1% Game: 7-16 43.8%
 FT % 1st Half: 5-9 55.6% 2nd half: 9-10 90.0% Game: 14-19 73.7%

Officials: Sean Hull (R), Ray Perone, Jeff Nichols

Technical fouls: Rider-None. Virginia-None.

Attendance: 8061

Home Site Game of the 2009 Cancun Challenge

Score by periods	1st	2nd	Total
Rider	22	24	46
Virginia	36	43	79

Official Basketball Box Score -- Game Totals -- Final Statistics

Oral Roberts vs Virginia

11/21/09 2 pm at Charlottesville, Va. (JPJA)

Oral Roberts 55 • 2-2

##	Player	f	Total		3-Ptr		Rebounds			PF	TP	A	TO	Blk	Stl	Min
			FG-FGA	FT-FTA	FG-FGA	FT-FTA	Off	Def	Tot							
45	MORRISON, Dominique	f	3-15	0-0	1-5	0-0	0	2	2	4	7	0	2	0	0	31
54	CRAION, Michael	f	2-8	2-2	0-1	2-2	3	8	11	1	6	0	4	0	0	28
34	FORD, Kevin	c	6-9	4-8	0-0	4-8	5	5	10	2	16	2	3	2	1	31
03	PEARSON, Roderick	g	1-4	0-0	1-1	0-0	0	1	1	1	3	2	2	0	2	12
25	STOKES, Kyron	g	4-8	1-2	4-5	1-2	1	1	2	2	13	2	1	0	0	31
01	ROGERS, Beloved		0-2	0-0	0-1	0-0	0	0	0	0	0	0	0	0	0	3
12	HOLDMAN, Ken		0-2	1-2	0-0	1-2	2	1	3	4	1	1	0	0	1	20
13	NILES, Warren		1-4	1-2	1-3	1-2	0	1	1	2	4	0	1	0	0	23
32	BELL-HOLTER, Damen		1-4	3-4	0-1	3-4	1	0	1	4	5	0	1	1	0	19
42	NASARRE, Javier		0-0	0-0	0-0	0-0	0	0	0	0	0	0	0	0	0	2
Team							0	4	4							
Totals			18-56	12-20	7-17	12-20	12	23	35	20	55	7	14	3	4	200

FG % 1st Half: 11-29 37.9% 2nd half: 7-27 25.9% Game: 18-56 32.1% Deadball Rebounds 3
 3FG % 1st Half: 7-11 63.6% 2nd half: 0-6 0.0% Game: 7-17 41.2%
 FT % 1st Half: 6-9 66.7% 2nd half: 6-11 54.5% Game: 12-20 60.0%

Virginia 76 • 3-1

##	Player	f	Total		3-Ptr		Rebounds			PF	TP	A	TO	Blk	Stl	Min
			FG-FGA	FT-FTA	FG-FGA	FT-FTA	Off	Def	Tot							
32	Mike Scott	f	6-12	3-4	0-0	3-4	4	6	10	2	15	2	2	0	1	32
55	Jerome Meyinsse	f	1-3	0-1	0-0	0-1	1	5	6	3	2	0	0	0	0	22
02	Mustapha Farrakhan	g	4-8	3-4	2-3	3-4	1	1	2	0	13	4	2	0	1	32
13	Sammy Zeglinski	g	4-7	2-2	3-6	2-2	1	2	3	2	13	1	0	0	0	23
15	Syven Landesberg	g	4-10	6-6	0-2	6-6	0	7	7	1	14	3	4	2	1	33
01	Jontel Evans		0-0	0-0	0-0	0-0	0	0	0	0	0	0	0	0	0	1
04	Calvin Baker		1-5	2-2	0-2	2-2	0	0	0	0	4	2	0	0	1	18
05	Assane Sene		3-5	2-4	0-0	2-4	2	5	7	5	8	0	0	1	0	13
22	Will Sherrill		1-1	0-0	1-1	0-0	1	2	3	4	3	0	0	0	0	11
23	Jeff Jones		0-3	2-4	0-1	2-4	0	0	0	0	2	0	2	0	1	13
24	Tristan Spurlock		1-1	0-0	0-0	0-0	0	0	0	0	2	0	0	0	0	1
45	Solomon Tat		0-0	0-0	0-0	0-0	0	0	0	0	0	0	0	0	0	1
Team							3	3	6							
Totals			25-55	20-27	6-15	20-27	13	31	44	17	76	12	10	3	5	200

FG % 1st Half: 13-26 50.0% 2nd half: 12-29 41.4% Game: 25-55 45.5% Deadball Rebounds 1
 3FG % 1st Half: 4-6 66.7% 2nd half: 2-9 22.2% Game: 6-15 40.0%
 FT % 1st Half: 11-14 78.6% 2nd half: 9-13 69.2% Game: 20-27 74.1%

Officials: Les Jones, Dan Stryffeler, Tim Comer
 Technical fouls: Oral Roberts-None. Virginia-None.
 Attendance: 8829
 Sene (UVa) fouls out @ 0:35.1 (II)

Score by periods	1st	2nd	Total
Oral Roberts	35	20	55
Virginia	41	35	76

The Automated ScoreBook
Virginia Season Schedule/Results & Leaders (as of Nov 21, 2009)
All games

RECORD:	OVERALL	HOME	AWAY	NEUTRAL
ALL GAMES	3-1	3-0	0-1	0-0
CONFERENCE	0-0	0-0	0-0	0-0
NON-CONFERENCE	3-1	3-0	0-1	0-0

Date	Opponent	Score	Att. High Points	High Rebounds
11/13/09	LONGWOOD	W 85-72	10787 (23)Sylvan Landesberg	(13)Mike Scott
11/16/09	at USF	L 49-66	4193 (14)Sylvan Landesberg	(5)Mike Scott (5)Jeff Jones
11/19/09	RIDER	W 79-46	8061 (17)Mike Scott	(9)Mike Scott
11/21/09	ORAL ROBERTS	W 76-55	8829 (15)Mike Scott	(10)Mike Scott

* - Conference game

Attendance Summary	Games	Attend	Avg/Game
Home	3	27677	9226
Away	1	4193	4193
Neutral	0	0	0
Total	4	31870	7968

The Automated ScoreBook
Virginia Points-Rebounds-Assists (as of Nov 21, 2009)
All games

Opponent	Date	Score								
			00 BROWMAN,D	01 EVANS,JONT	02 FARRAKHAN	04 BAKER,CALV	05 SENE,ASSAN	10 JONKE,TOM	11 KODY,THOMA	
LONGWOOD	11/13/09	85-72	w	DNP	4-2-1	17-5-4	DNP	DNP	DNP	DNP
at USF	11/16/09	49-66	L	DNP	2-0-0	3-1-2	5-2-1	DNP	DNP	DNP
RIDER	11/19/09	79-46	w	0-0-0	0-1-2	8-1-2	8-2-2	DNP	0-1-0	0-1-0
ORAL ROBERTS	11/21/09	76-55	w	DNP	0-0-0	13-2-4	4-0-2	8-7-0	DNP	DNP

Opponent	Date	Score								
			13 ZEGLINSKI,	15 LANDESBER	22 SHERRILL,W	23 JONES,JEFF	24 SPURLOCK,T	32 SCOTT,MIKE	45 TAT,SOLOMO	
LONGWOOD	11/13/09	85-72	w	14-6-4	23-6-4	DNP	10-1-1	0-0-0	12-13-0	DNP
at USF	11/16/09	49-66	L	2-0-2	14-2-2	2-1-0	7-5-0	1-1-0	9-5-0	0-0-0
RIDER	11/19/09	79-46	w	12-4-2	10-4-1	2-6-1	11-1-0	3-2-0	17-9-3	4-4-0
ORAL ROBERTS	11/21/09	76-55	w	13-3-1	14-7-3	3-3-0	2-0-0	2-0-0	15-10-2	0-0-0

Opponent	Date	Score		
			55 MEYINSSE,J	
LONGWOOD	11/13/09	85-72	w	5-2-0
at USF	11/16/09	49-66	L	4-4-0
RIDER	11/19/09	79-46	w	4-2-2
ORAL ROBERTS	11/21/09	76-55	w	2-6-0

The Automated ScoreBook
Virginia Team Game-by-Game Comparison (as of Nov 21, 2009)
All games

Opponent	1st	2nd	Score	Mar	Total FG	FG Pct	3-Pointers	3FG Pct	Free Throws	FT Pct	Rebounds	Assist	T/Over	Block	Steal	Fouls
LONGWOOD	49/27	36/45	85-72	+13	30-50/29-61	.600/.475	6-14/8-22	.429/.364	19-24/6-10	.792/.600	36/21 +15	14/12	16/11	2/1	6/9	14/19
USF	27/31	22/35	49-66	(17)	17-52/24-45	.327/.533	2-12/5-11	.167/.455	13-17/13-18	.765/.722	24/35 (11)	7/11	9/14	1/4	5/6	17/17
RIDER	36/22	43/24	79-46	+33	29-56/17-51	.518/.333	7-16/7-23	.438/.304	14-19/5-12	.737/.417	42/27 +15	15/10	10/14	3/5	5/3	14/16
ORAL ROBERTS	41/35	35/20	76-55	+21	25-55/18-56	.455/.321	6-15/7-17	.400/.412	20-27/12-20	.741/.600	44/35 +9	12/7	10/14	3/3	5/4	17/20

Note: Game totals are displayed in the format TEAM/OPPONENT for each category

The Automated ScoreBook
Virginia Game-by-Game Highs (as of Nov 21, 2009)
All games

Opponent	Date	Score	Points	Rebounds	Assists	Steals	Blocked shots
LONGWOOD	11/13/09	85-72	23-Syven Landesberg	13-Mike Scott	4-Syven Landesberg Mustapha Farrakhan Sammy Zeglinski	1-Mike Scott Jontel Evans Jeff Jones Syven Landesberg Mustapha Farrakhan Sammy Zeglinski	2-Mike Scott
at USF	11/16/09	49-66	14-Syven Landesberg	5-Jeff Jones Mike Scott	2-Sammy Zeglinski Mustapha Farrakhan Syven Landesberg	2-Sammy Zeglinski	1-Sammy Zeglinski
RIDER	11/19/09	79-46	17-Mike Scott	9-Mike Scott	3-Mike Scott	1-Calvin Baker Jeff Jones Will Sherrill Sammy Zeglinski Mustapha Farrakhan	2-Jerome Meynsse
ORAL ROBERTS	11/21/09	76-55	15-Mike Scott	10-Mike Scott	4-Mustapha Farrakhan	1-Calvin Baker Syven Landesberg Jeff Jones Mike Scott Mustapha Farrakhan	2-Syven Landesberg

The Automated ScoreBook
Virginia Team Game-by-Game (as of Nov 21, 2009)
All games

TEAM STATISTICS

Opponent	Date	Score		Total		3-Pointers		Free throws		Rebounds				pf	a	t/o	blk	stl	pts	avg
				fg-fga	pct	3fg-fga	pct	ft-fta	pct	off	def	tot	avg							
LONGWOOD	11/13/09	85-72	W	30-50	.600	6-14	.429	19-24	.792	5	31	36	36.0	14	14	16	2	6	85	85.0
at USF	11/16/09	49-66	L	17-52	.327	2-12	.167	13-17	.765	9	15	24	30.0	17	7	9	1	5	49	67.0
RIDER	11/19/09	79-46	W	29-56	.518	7-16	.438	14-19	.737	11	31	42	34.0	14	15	10	3	5	79	71.0
ORAL ROBERTS	11/21/09	76-55	W	25-55	.455	6-15	.400	20-27	.741	13	31	44	36.5	17	12	10	3	5	76	72.2
Virginia		289		101-213	.474	21-57	.368	66-87	.759	38	108	146	36.5	62	48	45	9	21	289	72.2
Opponents		239		88-213	.413	27-73	.370	36-60	.600	30	88	118	29.5	72	40	53	13	22	239	59.8

Games played: 4
Points/game: 72.2
FG Pct: 47.4
3FG Pct: 36.8
FT Pct: 75.9

Rebounds/game: 36.5
Assists/game: 12.0
Turnovers/game: 11.3
Assist/turnover ratio: 1.1
Steals/game: 5.3
Blocks/game: 2.3

The Automated ScoreBook
Virginia Overall Team Statistics (as of Nov 21, 2009)
All games

TEAM STATISTICS	VA	OPP
SCORING	289	239
Points per game	72.2	59.8
Scoring margin	+12.5	-
FIELD GOALS-ATT	101-213	88-213
Field goal pct	.474	.413
3 POINT FG-ATT	21-57	27-73
3-point FG pct	.368	.370
3-pt FG made per game	5.3	6.8
FREE THROWS-ATT	66-87	36-60
Free throw pct	.759	.600
F-Throws made per game	16.5	9.0
REBOUNDS	146	118
Rebounds per game	36.5	29.5
Rebounding margin	+7.0	-
ASSISTS	48	40
Assists per game	12.0	10.0
TURNOVERS	45	53
Turnovers per game	11.3	13.3
Turnover margin	+2.0	-
Assist/turnover ratio	1.1	0.8
STEALS	21	22
Steals per game	5.3	5.5
BLOCKS	9	13
Blocks per game	2.3	3.3
WINNING STREAK	2	-
Home win streak	3	-
ATTENDANCE	27677	4193
Home games-Avg/Game	3-9226	1-4193
Neutral site-Avg/Game	-	0-0

Score by Periods	1st	2nd	Totals
Virginia	153	136	289
Opponents	115	124	239

The Automated ScoreBook
Virginia Season Box Score (as of Nov 21, 2009)
All games

RECORD:	OVERALL	HOME	AWAY	NEUTRAL
ALL GAMES	3-1	3-0	0-1	0-0
CONFERENCE	0-0	0-0	0-0	0-0
NON-CONFERENCE	3-1	3-0	0-1	0-0

#	Player	gp-gs	min	avg	Total			3-Point		F-Throw		Rebounds				pf	dq	a	to	blk	stl	pts	avg
					fg-fga	fg%	3fg-fga	3fg%	ft-fa	ft%	off	def	tot	avg									
15	Syiven Landesberg	4-4	120	30.0	21-45	.467	1-4	.250	18-20	.900	4	15	19	4.8	6	0	10	8	2	2	61	15.3	
32	Mike Scott	4-4	107	26.8	23-38	.605	0-0	.000	7-10	.700	11	26	37	9.3	11	1	5	4	2	2	53	13.3	
13	Sammy Zeglinski	4-4	109	27.3	14-26	.538	9-16	.563	4-8	.500	1	12	13	3.3	10	0	9	8	1	4	41	10.3	
02	Mustapha Farrakhan	4-4	114	28.5	12-31	.387	5-14	.357	12-13	.923	1	8	9	2.3	4	0	12	7	0	3	41	10.3	
05	Assane Sene	1-0	13	13.0	3-5	.600	0-0	.000	2-4	.500	2	5	7	7.0	5	1	0	0	1	0	8	8.0	
23	Jeff Jones	4-2	84	21.0	10-26	.385	3-15	.200	7-9	.778	1	6	7	1.8	0	0	1	3	1	4	30	7.5	
04	Calvin Baker	3-0	51	17.0	5-14	.357	1-4	.250	6-6	1.000	1	3	4	1.3	4	0	5	2	0	2	17	5.7	
55	Jerome Meyinsse	4-2	91	22.8	4-9	.444	0-0	.000	7-12	.583	5	9	14	3.5	9	0	2	1	2	1	15	3.8	
22	Will Sherrill	3-0	31	10.3	2-5	.400	1-1	1.000	2-2	1.000	3	7	10	3.3	5	0	1	2	0	1	7	2.3	
24	Tristan Spurlock	4-0	21	5.3	2-6	.333	1-3	.333	1-2	.500	1	2	3	0.8	3	0	0	2	0	0	6	1.5	
01	Jontel Evans	4-0	45	11.3	3-3	1.000	0-0	.000	0-0	.000	0	3	3	0.8	4	0	3	8	0	2	6	1.5	
45	Solomon Tat	3-0	7	2.3	2-3	.667	0-0	.000	0-1	.000	1	3	4	1.3	0	0	0	0	0	0	4	1.3	
00	Doug Browman	1-0	1	1.0	0-0	.000	0-0	.000	0-0	.000	0	0	0	0.0	0	0	0	0	0	0	0	0.0	
11	Thomas Kody	1-0	3	3.0	0-2	.000	0-0	.000	0-0	.000	1	0	1	1.0	1	0	0	0	0	0	0	0.0	
10	Tom Jonke	1-0	3	3.0	0-0	.000	0-0	.000	0-0	.000	0	1	1	1.0	0	0	0	0	0	0	0	0.0	
Team											6	8	14										
Total.....		4	800		101-213	.474	21-57	.368	66-87	.759	38	108	146	36.5	62	2	48	45	9	21	289	72.2	
Opponents.....		4	800		88-213	.413	27-73	.370	36-60	.600	30	88	118	29.5	72	-	40	53	13	22	239	59.8	

Score by Periods	1st	2nd	Totals
Virginia	153	136	289
Opponents	115	124	239