

VIRGINIA

2009-10 Men's Basketball Game Notes



Virginia Cavaliers

14-15 (5-11 ACC)

at



ACC Tournament

March 11-14
Greensboro Coliseum
Greensboro, N.C.

• **Television:** Raycom/ESPN2/ESPN
• **Radio:** Virginia Sports Network
(Dave Koehn and Cory Alexander)

2009-10 SCHEDULE/RESULTS

11/13	LONGWOOD		W 85-72
11/16	at USF	BHSN	L 49-66
11/19	RIDER (Cancun Challenge)		W 79-46
11/21	ORAL ROBERTS (Cancun Challenge)		W 76-55
11/24	vs. Stanford #	CBS CS	L 52-57
11/25	vs. Cleveland State #	CBS CS	W 76-65
11/30	PENN STATE ^	ESPN2	L 66-69
12/7	at Auburn	CSN+/CSS	L 67-68
12/21	NJIT		W 68-37
12/23	HAMPTON		W 80-54
12/30	#24 UAB		W 72-63
1/5	TEXAS-PAN AMERICAN		W 72-53
1/9	at NC State *	Raycom	W 70-62
1/13	#20 GEORGIA TECH *		W 82-75
1/16	#23 MIAMI *	ESPN2	W 75-57
1/18	UNC WILMINGTON		W 69-67
1/23	at Wake Forest *	Raycom	L 57-69
1/28	VIRGINIA TECH *	CSN	L 71-76 (ot)
1/31	at North Carolina *	FSN	W 75-60
2/3	NC STATE *	ESPN2	W 59-47
2/6	WAKE FOREST *	Raycom	L 61-64 ot
2/13	at Virginia Tech *	Raycom (Split)	L 55-61
2/15	at Maryland *	ESPN360.com	L 66-85
2/17	FLORIDA STATE *	ESPN2	L 50-69
2/20	at Clemson *	RSN	L 49-72
2/23	at Miami *	RSN	L 62-74
2/28	#5 DUKE *	FSN	L 49-67
3/3	at Boston College *	ESPN2	L 55-68
3/6	#22 MARYLAND *	Raycom	L 68-74
3-11-14	at ACC Tournament (Greensboro, N.C.)		

All Times are ET and subject to change

- # Cancun Challenge (Moon Palace Resort, Cancun, Mexico)
- ^ Big Ten/ACC Challenge
- * ACC Game

BHSN Bright House Sports Network (also on ESPN360 and Full Court)
 CBS CS CBS College Sports
 CSN Comcast SportsNet
 CSN+ Comcast SportsNet Plus
 CSS Comcast/Charter Sports Southeast
 FSN Fox Sports Net (ACC Sunday Night Hoops)
 RSN Regional Sports Networks

THIS WEEK:

- Virginia travels to Greensboro, N.C., for the ACC Tournament
- The Cavaliers are the No. 9 seed in the tournament
- UVa is looking to snap a nine-game losing streak, its longest since a nine-game streak in 1961-62

ACC TOURNAMENT HISTORY:

- The Cavaliers have an all-time record of 30-55 in the ACC Tournament
- Virginia won the 1976 ACC Tournament
- The Cavaliers are 12-21 in ACC Tournament games in Greensboro
- Last year the Cavaliers lost in the first round to Boston College 76-63

CAVALIERS IN GREENSBORO:

- Virginia has a 12-21 record in ACC Tournament games in Greensboro
- UVa reached the ACC final in Greensboro in 1977 and 1982
- The last time the tournament was in Greensboro, the seventh-seeded Cavaliers topped Virginia Tech in the first round before falling to North Carolina

YOU AGAIN?:

- Virginia will meet Boston College in the first round of the ACC Tournament for the second consecutive season
- The last time Virginia played the same opponent to open the ACC Tournament in consecutive years was against Duke in 1998 and 1999

70 IS A MAGIC NUMBER:

- Scoring 70 points has been the magic number for the Cavaliers this season
- Virginia is 11-1 this season when scoring at least 70 points and 3-14 this season when scoring less than 70 points

POSSIBLE STARTING LINEUP

G	1	Jontel Evans	Fr.	2.5 ppg	1.3 rbg	1.9 apg
• Career-high six assists at North Carolina						
G	2	Mustapha Farrakhan	Jr.	6.3 ppg	1.6 rbg	1.8 apg
• Career-high five assists vs. Maryland on Saturday						
G	13	Sammy Zeglinski	So.	8.8 ppg	3.8 rbg	2.6 apg
• Leads the team with 56 3-point field goals this season						
F	32	Mike Scott	Jr.	11.9 ppg	6.8 rbg	1.3 apg
• Six double-doubles this season						
F	55	Jerome Meyinsse	Sr.	6.3 ppg	4.1 rbg	0.7 blk
• Averaging 15.8 ppg and 5.5 rpg the last four games						

Virginia Athletics Media Relations • 154 John Paul Jones Arena, PO Box 400853, Charlottesville, VA 22904 • Office: (434) 982-5500 • Fax: (434) 982-5525

Rich Murray (Primary Men's Basketball Contact)
Steve Kirkland (Secondary Men's Basketball Contact)

Office: (434) 982-5530
Office: (434) 982-5535

Cell: (434) 981-4942
Cell: (434) 825-5241

Email: rmurray@virginia.edu
Email: skirkland@virginia.edu

ASSOCIATED PRESS POLL (3/8)

1.	Kansas	29-2
2.	Kentucky	29-2
3.	Syracuse	28-3
4.	Duke	26-5
5.	Ohio State	24-7
6.	Purdue	26-4
7.	West Virginia	24-6
8.	New Mexico	28-3
9.	Kansas State	24-6
10.	Villanova	24-6
11.	Michigan State	24-7
12.	Butler	27-4
13.	Wisconsin	23-7
14.	BYU	28-4
15.	Tennessee	23-7
16.	Pittsburgh	24-7
17.	Temple	26-5
18.	Gonzaga	26-5
19.	Maryland	23-7
20.	Vanderbilt	23-7
21.	Baylor	24-6
22.	Georgetown	20-9
23.	Texas A&M	22-8
24.	Xavier	23-7
25.	UTEP	24-5

Receiving Votes: Northern Iowa, Richmond, Utah State, **Virginia Tech**, Texas, Notre Dame, Marquette, Cornell, Louisville, California, Oklahoma State, Siena.

ESPN/USA TODAY COACHES POLL (3/8)

1.	Kansas	29-2
2.	Kentucky	29-2
3.	Syracuse	28-3
4.	Duke	26-5
5.	Purdue	26-4
6.	West Virginia	24-6
7.	Ohio State	24-7
8.	New Mexico	28-3
9.	Kansas State	24-6
10.	Villanova	24-6
11.	Michigan State	24-7
12.	Butler	27-4
13.	Tennessee	23-7
14.	Gonzaga	26-5
15.	BYU	28-4
16.	Pittsburgh	24-7
17.	Temple	26-5
18.	Wisconsin	23-7
19.	Maryland	23-7
20.	Baylor	24-6
21.	UTEP	24-5
22.	Georgetown	20-9
23.	Vanderbilt	23-7
24.	Texas A&M	22-8
25.	Northern Iowa	28-4

Receiving Votes: Utah State, Xavier, Cornell, Texas, Saint Mary's, Richmond, California, UNLV, Oklahoma State, **Virginia Tech**, Old Dominion, Memphis.

2009-10 opponents in bold

LANDESBERG NAMED SECOND-TEAM ALL-ACC:

- Sophomore guard Sylven Landesberg was a second-team All-ACC selection
- He averaged 17.3 points per game this season
- Landesberg was twice named ACC Player of the Week this season (1/18, 2/1)

MEYINSSE AND SHERRILL NAMED TO ALL-ACADEMIC TEAM:

- Senior forward/center Jerome Meyinsse and junior forward Will Sherrill were named to the All-ACC Men's Basketball Academic Team
- It is the third consecutive year Meyinsse has been named to the team
- Meyinsse also was one of 36 ACC student-athletes to receive a Weaver-James-Corrigan scholarship

'HOOS NOT IN GREENSBORO:

- Virginia will be missing two players at the ACC Tournament
- Head Coach Tony Bennett announced sophomore guard Sylven Landesberg will not play in games for the remainder of the season for failure to live up to his academic obligations (beginning with Maryland on 3/6)
- Senior guard Calvin Baker will miss the remainder of the season for personal family reasons

CAVALIERS SURPASS WIN TOTALS:

- Virginia surpassed its win total of 10 from last season with 14 this season through the end of the regular season
- UVa had five ACC wins this season, one more than last season (four)

TAKING CARE OF THE BALL:

- Virginia currently ranks 13th nationally in fewest turnovers a game at 10.8 turnovers per game
- Last season, the Cavaliers averaged 14.8 tpg, ranking 242nd nationally
- Virginia has had 10 or fewer turnovers in 14 games this season
- UVa ranks 34th nationally in assist-to-turnover ratio at 1.21
- Last season, UVa ranked 245th nationally with a 0.84 A/TO ratio

THEY CALL THEM FREE THROWS FOR A REASON:

- Virginia ranks second in the ACC and 12th nationally in free throw percentage at 74.8 percent (363-485)
- UVa shot 75.8 percent from the line (194-256) in ACC play, best in the conference
- Virginia has shot at least 80 percent from the line in nine games this season and at least 90 percent in three games this season
- From the 12:57 mark of the second half at NC State (1/9) to the 5:56 mark of the first half vs. Georgia Tech (1/13), the Cavaliers made 22 consecutive free throws as a team
- Four different Cavaliers have had a free throw streak of at least 10 makes this season

THE NEXT SEVEN DAYS

Wed. Mar. 10	Thur. Mar. 11	Fri. Mar. 12	Sat. Mar. 13	Sun. Mar. 14	Mon. Mar. 15	Tue. Mar. 16
<u>ACC Tournament</u>	<u>ACC Tournament</u>	<u>ACC Tournament</u>	<u>ACC Tournament</u>	<u>ACC Tournament</u>	<u>Radio Show</u>	
Open Practice Day Virginia - 10 am	1st Round Boston College noon	Quarterfinals	Semifinals	Final	Virginia Sports Network - 7:06 pm	

This is a tentative schedule of media opportunities. The schedule is subject to change.

2009-10 VIRGINIA CAVALIERS

No.	Player	Pos.	Yr.	Ht.	Hometown	PPG	RBG	Other	Minutes
0	Doug Browman (<i>Brow-man</i>) • Joined the program as a walk-on	G	Fr.	5-11	Midlothian, Va.	0.0	0.3	--	1.8
1	Jontel Evans • Career-high six assists at North Carolina	G	Fr.	5-11	Hampton, Va.	2.5	1.3	1.9 apg	16.2
2	Mustapha Farrakhan (<i>Moo-sta-fa Fair-uh-con</i>) • Career-high five assists vs. Maryland on Saturday	G	Jr.	6-4	Harvey, Ill.	6.3	1.6	1.8 apg	20.3
4	Calvin Baker • Will miss remainder of season due to personal family reasons	G	Sr.	6-2	Newport News, Va.	3.0	1.2	1.9 apg	16.3
5	Assane Sene (<i>Uh-Sahn Sen</i>) • Career-high five blocks vs. Hampton	C	So.	7-0	Saint-Louis, Senegal	1.7	3.8	0.8 blk	13.5
10	Tom Jonke (<i>Yonk-ee</i>) • Joined the program as a walk-on	G	Sr.	6-0	Commack, N.Y.	0.0	0.4	--	2.4
11	Thomas Kody • Joined the program as a walk-on	G	Fr.	6-3	McLean, Va.	0.0	0.3	0.3 apg	2.0
13	Sammy Zeglinski (<i>Zuh-glin-ski</i>) • Leads the team with 56 3-point field goals this season	G	So.	6-0	Philadelphia, Pa.	8.8	3.8	2.6 apg	28.7
15	Sylven Landesberg (<i>Sill-ven Lan-des-berg</i>) • 2nd Team All-ACC • Will not play for remainder of season for failure to live up to his academic obligations	G	So.	6-6	Flushing, N.Y.	17.3	4.9	2.9 apg	32.1
22	Will Sherrill • Career-high 18 points vs. Cleveland State in Cancun	F	Jr.	6-9	New York, N.Y.	3.2	3.1	0.5 apg	15.9
23	Jeff Jones • 42.2% (35-83) from 3-point range this season	G	Jr.	6-4	Chester, Pa.	6.8	1.2	0.4 apg	17.3
24	Tristan Spurlock • 2008-09 Virginia Mr. Basketball by the Roanoke Times	G/F	Fr.	6-8	Woodbridge, Va.	2.4	0.8	0.1 apg	4.6
32	Mike Scott • Six double-doubles this season	F	Jr.	6-8	Chesapeake, Va.	11.9	6.8	1.3 apg	26.9
45	Solomon Tat • Season-high five points at Boston College	G/F	Sr.	6-5	Jos Plateau, Nigeria	1.5	0.7	--	3.3
55	Jerome Meynsse (<i>Me-yin-see</i>) • Averaging 15.8 ppg and 5.5 rpg the last four games	F/C	Sr.	6-9	Baton Rouge, La.	6.3	4.1	0.7 blk	21.4

BIOS NOT IN THE MEDIA GUIDE

#0 DOUG BROWMAN

5-11 • 182 • G • Fr.
Midlothian, Va. • Montrose Christian School

WORTH NOTING

- Lettered three times in basketball at Montrose Christian School and one year at James River High School
- Joined the Virginia program as a walk-on after going through a tryout during the 2009-10 preseason practice period

HIGH SCHOOL

- Played one year of basketball and was a starting guard for head coach Joe Amado at James River High School before attending Montrose Christian School
- Lettered three times in basketball for head coach Stu Vetter at Montrose Christian School
- Earned Scholar-Athlete honors
- Inducted into the National Society of High School Scholars in 2008
- Vice-president of the student body as a senior at Montrose Christian School during the 2008-09 academic year

PERSONAL

- Douglas Reid Browman, Jr.
- Born April 9, 1991, in Richmond, Va.
- Parents are Barbara and Doug Browman
- Has an older sister, Andrea
- Enjoys golf

#10 TOM JONKE

6-0 • 170 • G • Sr.
Commack, N.Y. • Commack

WORTH NOTING

- Honored as the Male Athlete of the Year at Commack High School as a senior in 2005-06
- Earned two letters each in volleyball, basketball and track and field at Commack High School
- Joined the Virginia program as a walk-on after going through a tryout during the 2009-10 preseason practice period

AT VIRGINIA

- Served as a men's basketball team manager the last three years

HIGH SCHOOL

- Lettered twice in basketball for head coach Mike Schmitz at Commack H.S.
- Earned Academic All-Suffolk County honors twice
- Also lettered twice in volleyball as an outside hitter and twice in track and field as a competitor in the pentathlon
- Two-time All-Division selection in volleyball and the team captain as a senior
- Earned All-League honors in track and field as a junior and All-Division honors as a senior when he was the Division I Pentathlon Champion
- Captain of the track and field team as a senior
- President of the National Honor Society, vice-president of the Boys' Leaders Corps and a member of the Math and Italian honor societies
- Four-year High Honor Roll student
- Earned an International Baccalaureate Diploma

PERSONAL

- Thomas John Jonke
- Born Aug. 2, 1988, in Commack, N.Y.
- Parents are Kitty and John Jonke
- Has an older brother, Daniel, and a younger brother, Michael
- Has volunteered for the March of Dimes
- Economics major

DOUBLE TIME

DOUBLE-DOUBLES

	2009-10	Career
Mike Scott	6	16
Sylvan Landesberg	1	1

DOUBLE-FIGURE SCORING GAMES

	2009-10	Career
Sylvan Landesberg	25	48
Mike Scott	20	40
Calvin Baker	–	26
Sammy Zeglinski	15	25
Jeff Jones	11	22
Mustapha Farrakhan	9	13
Jerome Meyinsse	6	8
Will Sherrill	1	1
Solomon Tat	–	1

20-POINT SCORING GAMES

	2009-10	Career
Sylvan Landesberg	9	21
Mike Scott	3	4
Jerome Meyinsse	1	1
Jeff Jones	–	1
Sammy Zeglinski	–	1

30-POINT SCORING GAMES

	2009-10	Career
Sylvan Landesberg	–	1

DOUBLE-FIGURE REBOUNDING GAMES

	2009-10	Career
Mike Scott	6	20
Assane Sene	2	5
Sylvan Landesberg	1	2

AT JOHN PAUL JONES ARENA:

- Virginia is 49-22 all-time at John Paul Jones Arena
- The Cavaliers were 11-6 at JPJA this season

PASS THE ROCK:

- Virginia has four players this season with at least 50 assists (Sylvan Landesberg, Sammy Zeglinski, Jontel Evans, Mustapha Farrakhan), the first time the Cavaliers have had that many players accumulate 50 assists since four players accomplished the feat in 1997-98 (Willie Dersch, Donald Hand, Chezley Watson, Curtis Staples)
- The Cavaliers have had assists on 54.8 percent of their field goals this season, their highest percentage since 2003-04 (55.8 percent)

DEFENSE!!! ... DEFENSE!!! ... DEFENSE!!!:

- Virginia ranks third in the ACC and 59th nationally in points allowed per game at 63.9 ppg
- It is an 8.6 ppg improvement from last season when UVa allowed 72.5 ppg, which ranked 294th nationally

SHARP SHOOTING 'HOOS:

- Against Maryland on Mar. 6 the Cavaliers shot 53.1 percent from the floor, the eighth time this season they have shot at least 50.0 percent from the field
- Last season, UVa shot 50.0 percent just four times all season (28 games)

LONG RANGE FIRING:

- Against both Penn State and Cleveland State, the Cavaliers shot over 50.0 percent from 3-point range
- Against Penn State, Virginia shot 53.3 percent (8-15) from 3-point range
- Against Cleveland State, Virginia shot 58.8 percent (10-17) from 3-point range
- It was the first time the Cavaliers shot over 50.0 percent from long range in consecutive games since doing it against Ohio and Tennessee in 2000-01
- Virginia also shot over 50.0 percent from 3-point range vs. Texas-Pan American (7-12, 58.3 percent)

PARTY LIKE IT'S 1995:

- This season's team accomplished several feats that haven't been done at Virginia since the 1994-95 season
- Virginia's first 3-0 start in the ACC since 1994-95
- UVa was the last unbeaten team in ACC play for the first time since 1994-95
- The last time UVa had three ranked wins 15 games into a season was in 1994-95
- That 1994-95 team included UVa assistant coach Jason Williford, UVa strength and conditioning coach Mike Curtis and UVa radio analyst Cory Alexander

'HOOS HONORED BY ANDY KATZ:

- Virginia was honored as the ESPN.com Weekly Watch Team of the Week on Jan. 18 in Andy Katz's weekly column
- The Cavaliers defeated #20 Georgia Tech and #23 Miami the previous week

HISTORIC NIGHT IN THE DEAN DOME:

- Virginia set several marks in its 75-60 win at North Carolina on Jan. 31
- The 15-point margin was UVa's largest ever in Chapel Hill
- It was the most lopsided home loss of the Roy Williams' era at UNC

MEYINSSE SHINES:

- Jerome Meyinsse has developed into a strong inside presence for the Cavaliers in ACC play
- In ACC play, he is averaging 8.1 points and 4.6 rebounds per game this season, after averaging 0.9 point and 1.0 rebound per game in ACC play over his first three seasons
- He had a career-high 21 points and tied an ACC career high with seven rebounds vs. Duke on Feb. 28
- At Boston College on Mar. 3 he had 12 points on 6-6 FGs
- Against Maryland on Mar. 6 he had 17 points on 7-8 FGs
- Meyinsse has scored in double figures in the last four games

MEYINSSE'S BIG GAME AGAINST DUKE:

- Jerome Meyinsse had a career-high 21 points vs. Duke on Feb. 28
- His 21 points were more than he had his entire freshman season (17)
- His 21 points were one shy of the 22 points he scored in ACC play during his first three seasons combined

SCOTT DOUBLING IT UP:

- Mike Scott had a double-double (20 pts, 13 rebs) at Virginia Tech on Feb. 13, his sixth of the season and his 16th career double-double
- His 16 double-doubles rank 12th in school history

EVANS A PROTECTOR AND THIEF:

- Jontel Evans has 33 steals this season to just 25 turnovers
- His +8 steals-to-turnovers comparison is best in the ACC this season
- He is the only player in the ACC with a minimum of 20 steals this season to have more steals than turnovers

DEFENSE SHINES AGAINST NJIT:

- The UVa defense put up a strong performance in the 68-37 win over NJIT
- NJIT's 37 points were the fewest allowed by the Cavaliers since 1996-97 (34 vs. UMBC) and is tied for the second fewest allowed in the shot clock era
- NJIT's 13 made FGs is tied for the fourth lowest total allowed by the Cavaliers since 1953
- NJIT's 27.1% shooting (13-48) was the lowest percentage allowed by the Cavaliers since Longwood shot 25.8% (16-62) against the Cavaliers on Feb. 13, 2007

SHERRILL EN FUEGO SOUTH OF THE BORDER:

- Against Cleveland State in Cancun, junior forward Will Sherrill had his career game
- He set career highs with 18 points, seven FGs, four 3FGs, two assists, three steals and tied a career high with six rebounds
- Prior to the game, Sherrill had scored just 15 points in his career, and his career high in a game was three points

CAVALIERS SHOOT WELL AGAINST LONGWOOD:

- The Cavaliers shot 60.0% (30-50) from the field vs. Longwood
- It marked the first time Virginia shot 60.0% or higher since shooting 61.0% (36-59) against Long Island on Nov. 17, 2000

ON THE LINE

CONSECUTIVE MADE FREE THROWS

	Current	Season High	Career High
Zeglinski	8	16	16
Jones	6	8	13
Spurlock	4	4	4
Meyinsse	2	7	7
Sene	2	3	5
Evans	2	2	2
Farrakhan	1	11	19
Tat	1	3	9
Landesberg	-	27	27
Scott	-	14	14
Baker	-	6	25
Sherrill	-	3	4

VIRGINIA'S CONSECUTIVE FREE THROW STREAKS OF 10 OR MORE THIS SEASON

Sylen Landesberg	27 (1/9-1/18)
Sylen Landesberg	18 (1/31-2/6)
Sammy Zeglinski	16 (11/21-1/23)
Mike Scott	14 (1/5-2/3)
Sylen Landesberg	13 (11/16-11/24)
Sylen Landesberg	12 (12/7-12/30)
Mustapha Farrakhan	11 (1/9-1/16)

* active

AND ONES*

	2009-10	Career
Landesberg	9	26
Meyinsse	8	10
Farrakhan	3	4
Scott	2	8
Jones	2	8 (1)
Spurlock	2	2
Zeglinski	2 (1)	3 (1)
Tat	1	2
Baker	-	2

(#) - number of four-point plays

* Times making a basket when fouled and making the ensuing free throw too

HEAD COACH TONY BENNETT

FIRST SEASON AT VIRGINIA

Alma Mater: Wisc.-Green Bay '92
 Hometown: Green Bay, Wisc.
 Born: June 1, 1969



CAREER RECORD

at Virginia	14-15	1 season
at Washington State	69-33	3 seasons
CAREER	83-48	4 seasons

VS. RANKED OPPONENTS (AP)

at Virginia	3-2
at Washington State	11-13
CAREER	14-15

AT VIRGINIA

- First coach in UVa history to win his first three ACC games

AT WASHINGTON STATE

- 2007 National Coach of the Year
- Led the Cougars to the 2007 and 2008 NCAA Tournaments
- 2008 NCAA Sweet Sixteen
- Led WSU to the highest ranking in school history (No. 4)

PLAYING CAREER

- Played for his father, Dick Bennett, at UWGB
- Two-time Mid-Continent Conference Player of the Year
- Finished career as the all-time leading scorer in conference history with 2,285 points
- Still the NCAA career 3-point percentage leader at 49.7 percent
- 1992 Frances Pomeroy Naismith Award (best senior player under six-feet tall)
- 1992 GTE Academic All-American of the Year
- Played three seasons in the NBA with Charlotte Hornets (1992-95)

JPJA RECOGNIZED:

- John Paul Jones Arena was named the best new college basketball arena of the decade by SI.com
- The arena was recognized in Seth Davis' story about the highlights of the decade

CAVALIERS 11TH IN ACC POLL:

- Virginia was picked 11th in the ACC preseason poll of media attending ACC Operation Basketball on Oct. 25
- Duke and North Carolina tied for first in the poll, followed by Clemson, Georgia Tech, Maryland, Wake Forest, Florida State, Virginia Tech, Boston College, Miami, Virginia and NC State

FIVE SIGN WITH VIRGINIA:

- Virginia signed five players to National Letters of Intent in November for the 2010 recruiting class
- The five players are 6-4 guard K.T. Harrell of Montgomery, Ala.; 6-6 guard Joe Harris from Chelan, Wash.; 6-9 forward James Johnson of Wildomar, Calif.; 6-7 wing Akil Mitchell of Charlotte, N.C.; and 6-8 forward Will Regan of Williamsville, N.Y.

AGAINST BOSTON COLLEGE:

- Virginia's first round opponent is Boston College
- The Cavaliers are 6-4 all-time vs. BC (0-1 in the ACC Tournament)
- In the only regular season meeting this season, the Eagles won 68-55 on Mar. 3 in Chestnut Hill
- In the only previous ACC Tournament meeting, Boston College won 76-63 last year in a first round game at the Georgia Dome in Atlanta

AGAINST DUKE:

- If Virginia defeats Boston College, it would meet Duke in the quarterfinals on Friday at noon
- Duke leads the all-time series 111-48 (14-3 in the ACC Tournament)
- The Blue Devils won the only regular season meeting between the teams this season, 67-49, on Feb. 28 at John Paul Jones Arena
- The Cavaliers have lost their last five ACC Tournament meetings with Duke, with UVa's last win (66-61) coming in the 1994 semifinals in Charlotte
- The teams last met in the ACC Tournament in the 2005 quarterfinals in Washington, a 76-64 Duke win

THE LAST TIME ...

VIRGINIA INDIVIDUALS

- **Scored 30 points:** Sylvan Landesberg (32) vs. Boston College (2/4/09)
- **Scored 40 points:** Sean Singletary (41) at Miami (3/1/08)
- **Two players with 20 points:** Mike Scott (22) and Sylvan Landesberg (20) vs. UT-Pan American (1/5/10)
- **Three players with 20 points:** Chris Williams (27), Roger Mason, Jr. (22) and Donald Hand (20) vs. Duke (1/5/00)
- **Four players with 20 points:** Chris Williams (23), Donald Hand (22), Adam Hall (21), and Travis Watson (20) vs. Georgetown (3/15/00)
- **A player with back-to-back 25-point games:** Sylvan Landesberg, 26 at Georgia Tech (12/28/08), 25 vs. Xavier (1/3/09)
- **One player scored in double figures:** Jerome Meyinsse (21) vs. Duke (2/28/10)
- **Five players scored in double figures:** Sylvan Landesberg (20), Will Sherrill (18), Mike Scott (15), Mustapha Farrakhan (11), Sammy Zeglinski (10), vs. Cleveland State (11/25/09)
- **Six players scored in double figures:** Sean Singletary (27), Adrian Joseph (13), Jamil Tucker (13), Mamadi Diane (12), Calvin Baker (11), Laurynas Mikalauskas (11), vs. Maryland (3/9/08)
- **Seven players scored in double figures:** Cornel Parker (20), Junior Burrough (15), Ted Jeffries (14), Cory Alexander (13), Jason Williford (12), Yuri Barnes (11) and Doug Smith (11) vs. Clemson (1/13/93)
- **Had 15 rebounds:** Mike Scott (15) vs. Hampton (12/23/08)
- **Had 20 rebounds:** Travis Watson (20) vs. Wofford (1/2/03)
- **Had 25 rebounds:** Bob Mortell (25) vs. Washington & Lee (2/27/60)
- **Two players with 10 rebounds:** Sylvan Landesberg (11) and Mike Scott (10) at Maryland (1/20/09)
- **Three players with 10 rebounds:** Yuri Barnes (13), Jason Williford (12) and Junior Burrough (11) vs. Rice (12/4/93)
- **Double-Double:** Mike Scott (20 pts, 13 rebs) at Virginia Tech (2/13/10)
- **Two players had a double-double:** Adrian Joseph (23 pts, 11 rebs) and Mike Scott (10 pts, 13 rebs) at Penn (11/23/07)
- **Three players had a double-double:** Jason Williford (10 pts, 15 rebs), Ted Jeffries (23 pts, 10 rebs), and Cornel Parker (11 pts, 11 rebs) at William & Mary (1/25/93)
- **Double-Double with points and assists:** Sean Singletary (22 pts, 10 assts) vs. Old Dominion (3/24/08)
- **Triple-Double:** Ralph Sampson (15 pts, 22 rebs, 10 blks) vs. Old Dominion (12/29/79)
- **Four Double-Doubles in a row:** Travis Watson (29 pts, 12 rebs) at NC State (2/6/02), (20 pts, 10 rebs) vs. Clemson (2/10/02), (17 pts, 10 rebs) vs. UNC (2/12/02), (13 pts, 12 rebs) at Wake (2/17/02)
- **20 points and 20 rebounds:** Travis Watson (21 pts, 20 rebs) vs. Wofford (1/2/03)
- **10 assists:** Sean Singletary (10) vs. Old Dominion (3/24/08)
- **5 Blocked Shots:** Assane Sene (5) vs. Hampton (12/23/09)
- **5 Steals:** Sammy Zeglinski (5) vs. Florida State (1/24/09)
- **Led UVA in Points, Rebounds and Assists:** Sylvan Landesberg (22 pts, 6 rebs, 5 assts) vs. Georgia Tech (1/13/10)
- **Hit a last second shot to win a game:** Sean Singletary vs. Duke (2/1/07) [jumper with one second in OT]; J.R. Reynolds vs. Loyola Marymount (12/23/04) [layup with 1.5 seconds in regulation]
- **Played every minute:** Sylvan Landesberg (45) vs. Clemson (2/15/09)
- **Played 40 or more minutes:** Sammy Zeglinski (40) and Mike Scott (40) vs. Virginia Tech (1/28/10)

VIRGINIA TEAM

- **Won in Overtime:** vs. Clemson, 85-81 (2/15/09)
- **Lost in Overtime:** vs. Wake Forest, 61-64 (2/6/10)
- **Played Two Overtimes:** vs. Maryland, L 89-92 (2/19/05)
- **Played Three Overtimes:** vs. Georgetown, L 111-115 (3/15/00)
- **Shot 70 percent for a Half:** 72.2% (13-18) vs. Wake Forest 2nd Half (2/24/96)
- **Shot 60 percent in a Game:** 60.0% (30-50) vs. Longwood (11/13/09)
- **Shot less than 30 percent in a Game:** 27.9% (17-61) vs. North Carolina (3/10/06)
- **Shot 90 percent from the free throw line:** 90.9% (20-22) at Maryland (2/15/10)
- **Shot 50 percent from 3-point line:** 58.3% (7-12) vs. UT-Pan American (1/5/10)
- **Shot less than 30 percent in a half:** 21.4% (6-28) in 2nd Half vs. Wake Forest (2/6/10)
- **Shot less than 20 percent in a half:** 13.6% (3-22) in 1st Half vs. Florida State (1/24/09)
- **Shot 55 percent or better and lost:** 56.9% (29-51) vs. Duke (3/14/03)
- **Attempted 50 FTs:** 52 (made 34) vs. Howard (12/12/94)
- **Made 30 FTs:** 31 (36 att.) vs. Tennessee (3/18/07)
- **Made 10 3-pt FGs:** 10 at Miami (2/23/10)
- **Failed to make a 3-pt FG:** at Georgia Tech (12/4/05)
- **Had 50 rebounds:** 50 vs. North Carolina (1/15/09)
- **Had 25 assists:** 27 vs. Howard (11/21/01)
- **Had 15 steals:** 16 vs. NC State (2/24/08)
- **Had 10 blocks:** 10 at Virginia Tech (1/10/09)
- **Scored 50 pts in a half:** 50 vs. Liberty, 2nd half (11/25/08)
- **Scored 60 pts in a half:** 60 vs. Gonzaga, 1st half (1/3/07)
- **Scored 70 pts in a half:** 70 vs. Coastal Carolina, 2nd half (11/20/00)
- **Scored 100 pts (ACC):** 103 vs. Maryland (1/16/07)
- **Scored 100 pts (non-conf):** 107 vs. VMI (11/16/08)
- **Scored under 20 pts in 1st half:** 15 at Wake (1/23/10)
- **Scored under 20 pts in 2nd half:** 12 vs. UNC (2/11/98)
- **Scored under 50 pts in a game:** 49 vs. Duke (2/28/10)

OPPONENT INDIVIDUALS

- **Scored 30 points:** Greivis Vasquez (30), Maryland (2/15/10)
- **Scored 35 points:** J.J. Redick (40), Duke (1/28/06)
- **Scored 40 points:** J.J. Redick (40), Duke (1/28/06)
- **Scored 50 points:** Len Chappell (50), Wake (2/12/62)
- **Two players with 20 points:** Kyle Singler (21) and Jon Scheyer (20), Duke (2/28/10)
- **Three players with 20 points:** Seth Curry (26), Kyle Ohman (26), Anthony Smith (21), Liberty (11/25/08)
- **Two players with 30 points:** Trevor Powell (31) and Tony Smith (31), Marquette (2/3/90)
- **Five players scored in double figures:** Zachery Peacock (19), Iman Shumpert (15), Derrick Favors (12), Gani Lawal (12), Mfon Udofia (10), Georgia Tech (1/13/10)
- **Six players scored in double figures:** Chris Paul (21), Justin Gray (17), Eric Williams (15), Jamaal Levy (12), Taron Downey (11) and Vyatas Danelius (10), Wake Forest (1/2/05)
- **Seven players scored in double figures:** Stanley Burrell (15), Drew Lavender (13), C.J. Anderson (12), B.J. Raymond (12), Josh Duncan (11), Charles Bronson (11), and Jason Love (10), at Xavier (1/3/08)
- **Double-Double:** Julian Gamble (13 pts, 12 rebs), at Miami (2/23/10)
- **Double-Double with points and assists:** Eric Hayes (10 pts, 11 assts), at Maryland (1/20/09)

- **Two players had a double-double:** Donte Green (20 pts, 10 rebs) and Paul Harris (10 pts, 14 rebs), Syracuse (12/5/07)
- **Had 15 rebounds:** Trevor Booker (15), at Clemson (3/3/09)
- **Had 20 rebounds:** Tim Duncan (23), Wake (2/22/97)
- **Had 10 assists:** Eric Hayes (11), at Maryland (1/20/09)
- **5 Blocked Shots:** Michael Freeman (5), Hampton (12/23/08)
- **5 Steals:** Jon Scheyer (5), Duke (2/28/10)
- **Hit a last second shot to win a game:** Deron Washington of Virginia Tech (1/16/08) [0.0 seconds in overtime]

OPPONENT TEAM

- **Shot less than 30 percent in a Game:** 27.1% (13-48) NJIT (12/21/09)
- **Shot less than 30 percent in a Game (ACC):** 29.0% (20-69), Wake Forest (2/24/96)
- **Shot 60 percent in a Game:** 63.8% (37-58), at Xavier (1/3/08)
- **Shot 55 percent or better and lost:** 55.3% (26-47), Cleveland State (11/25/09)
- **Scored 100 pts:** 108, at Xavier (1/3/08)
- **Scored 60 pts in a half:** 60, at Miami, 2nd half (3/1/08)
- **Scored under 20 pts in 1st half:** 19, NJIT (12/21/09)
- **Scored under 20 pts in 2nd half:** 19, NC State (2/3/10)
- **Scored under 50 pts in a game:** 47, NC State (2/3/10)
- **Had 25 assists:** 27, at Xavier (1/3/08)
- **Had 15 steals:** 15, VMI (11/16/08)
- **Had 10 blocks:** 10 vs. North Carolina (1/15/09)
- **Failed to make a 3-pt FG:** vs. Arizona State (11/27/99)

VIRGINIA AT THE ACC TOURNAMENT

OPPONENT	Record	1st Rd.	Qtrs.	Semis	Final
Boston College	0-1 (.000)	0-1			
Clemson	6-1 (.857)	1-0	3-1	2-0	
Duke	3-14 (.176)	0-2	2-9	1-3	
Florida State	0-0 (.000)				
Georgia Tech	4-5 (.444)	0-1	3-3	1-0	0-1
Maryland	4-4 (.500)		3-2	1-2	
Miami	1-0 (1.000)	1-0			
North Carolina	3-11 (.214)		2-4	0-4	1-3
NC State	2-12 (.143)		2-7	0-4	0-1
Virginia Tech	1-0 (1.000)	1-0			
Wake Forest	6-6 (.500)		5-5	1-1	
South Carolina (former member)	0-1 (.000)		0-1		
TOTALS	30-55 (.353)	3-4	20-32	6-14	1-5

OPPONENT	LAST MEETING	LAST WIN
Boston College	2009 - L 76-63 - 1st Rd.	none
Clemson	2004 - W 83-79 (ot) - 1st Rd.	2004 - W 83-79 (ot) - 1st Rd.
Duke	2005 - L 76-64 - Qtr.	1994 - W 66-61 - Semi.
Florida State	none	
Georgia Tech	2008 - L 94-76 - 1st Rd.	1995 - W 77-67 - Qtr.
Maryland	1994 - W 69-63 - Qtr.	1994 - W 69-63 - Qtr.
Miami	2005 - W 66-65 - 1st Rd.	2005 - W 66-65 - 1st Rd.
North Carolina	2006 - L 79-67 - Qtr.	1990 - W 92-85 (ot) - Qtr.
NC State	2007 - L 79-71 - Qtr.	1986 - W 64-62 - Qtr.
Virginia Tech	2006 - W 60-56 - 1st Rd.	2006 - W 60-56 - 1st Rd.
Wake Forest	1996 - L 70-60 - Qtr.	1993 - W 61-57 - Qtr.

OPPONENT	SERIES STREAK AT ACC TOURNAMENT
Boston College	L1
Clemson	W4
Duke	L5
Florida State	--
Georgia Tech	L2
Maryland	W1
Miami	W1
North Carolina	L5
NC State	L3
Virginia Tech	W1
Wake Forest	L2

VIRGINIA'S ACC TOURNAMENT RECORD...

No. 9 seed	0-2*
In Greensboro	12-21
As the higher seed	13-7
As the lower seed	17-48

* both games came when No. 9 played No. 1 in first rd.

LAST TOURNAMENT WIN

Overall...
 (7) Virginia def. (10) Virginia Tech 60-56
 2006 - 1st Round - Greensboro, N.C.

In Greensboro...
 (7) Virginia def. (10) Virginia Tech 60-56
 2006 - first round

As the lower seed...
 (11) Virginia def. (6) Miami 66-65
 2005 - Washington, D.C.

Quarterfinal...
 (4) Virginia def. (5) Georgia Tech 77-67
 1995 - Greensboro, N.C.

Semifinal...
 (4) Virginia def. (1) Duke 66-61
 1994 - Charlotte, N.C.

Final...
 (6) Virginia def. (1) North Carolina 67-62
 1976 - Landover, Md.

LOST TO EVENTUAL CHAMPION

2005 Duke	Lost in Quarterfinals
2003 Duke	Lost in Quarterfinals
1999 Duke	Lost in First Round
1997 North Carolina	Lost in Quarterfinals
1996 Wake Forest	Lost Quarterfinals
1995 Wake Forest	Lost in Semifinals
1994 North Carolina	Lost in Final
1991 North Carolina	Lost in Semifinals
1990 Georgia Tech	Lost in Final
1988 Duke	Lost in Quarterfinals
1986 Duke	Lost in Semifinals
1985 Georgia Tech	Lost in Quarterfinals
1983 NC State	Lost in Final
1982 North Carolina	Lost in Final
1977 North Carolina	Lost in Final
1974 NC State	Lost in Semifinals
1973 NC State	Lost in Semifinals
1970 NC State	Lost in Semifinals
1965 NC State	Lost in Quarterfinals
1963 Duke	Lost in Quarterfinals
1962 Wake Forest	Lost in Quarterfinals
1959 NC State	Lost in Semifinals
1958 Maryland	Lost in Quarterfinals

ACC Tournament History

<u>Year (Seed)</u>	<u>Quarterfinals</u>	<u>Semifinals</u>	<u>Finals</u>
1954 (8)	L - Duke 68-96		
1955 (6)	W - Maryland 68-67 (ot)	L - Duke 77-90 (ot)	
1956 (7)	L - North Carolina 77-81		
1957 (7)	L - Maryland 69-72		
1958 (5)	L - Maryland 66-70		
1959 (5)	W - Maryland 66-65	L - NC State 63-66	
1960 (8)	L - North Carolina 62-81		
1961 (7)	L - Duke 54-89		
1962 (8)	L - Wake Forest 58-81		
1963 (8)	L - Duke 70-89		
1964 (7)	L - Wake Forest 60-79		
1965 (7)	L - NC State 69-106		
1966 (7)	L - NC State 77-86		
1967 (7)	L - Duke 78-99		
1968 (5)	L - South Carolina 78-101		
1969 (6)	L - Duke 86-99		
1970 (7)	W - North Carolina 95-93	L - NC State 66-67	
1971 (5)	W - Wake Forest 85-84	L - North Carolina 68-78	
1972 (3)	W - Wake Forest 74-65	L - Maryland 57-62	
1973 (5)	W - Duke 59-55	L - NC State 51-63	
1974 (4)	W - Clemson 68-63	L - NC State 66-87	
1975 (5)	L - NC State 85-91		
1976 (6)	W - NC State 75-63	W - Maryland 73-65	W - North Carolina 67-62
1977 (7)	W - Wake Forest 59-57	W - Clemson 72-60	L - North Carolina 69-75
1978 (4)	L - Wake Forest 61-72		
1979 (3)	L - NC State 78-82		
1980 (5)	L - Clemson 49-57		
1981 (1)	W - Georgia Tech 76-47	L - Maryland 62-85	
1982 (2)	W - Clemson 56-54	W - Wake Forest 51-49 (ot)	L - North Carolina 45-47
1983 (2)	W - Duke 109-66	W - Georgia Tech 96-67	L - NC State 78-81
1984 (6)	L - Wake Forest 51-63		
1985 (8)	L - Georgia Tech 48-55		
1986 (5)	W - NC State 64-62	L - Duke 70-75	
1987 (4)	W - Georgia Tech 55-54	L - North Carolina 82-84 (2 ot)	
1988 (6)	L - Duke 48-60		
1989 (3)	W - Clemson 90-73	L - Duke 58-69	
1990 (5)	W - North Carolina 92-85 (ot)	W - Clemson 69-66	L - Georgia Tech 61-70
1991 (6)	W - Wake Forest 70-66	L - North Carolina 71-76	

Virginia ACC Tournament Coaching Records

Bus Male (1954-57)	1-4	.200
Billy McCann (1958-63)	1-6	.143
Bill Gibson (1964-74)	5-11	.313
Terry Holland (1975-90)	15-15	.500
Jeff Jones (1991-98)	5-8	.385
Pete Gillen (1999-2005)	2-7	.222
Dave Leitao (2006-2009)	1-4	.200

<u>Year (Seed)</u>	<u>First Round</u>	<u>Quarterfinals</u>	<u>Semifinals</u>	<u>Finals</u>
1992 (5)		L - Georgia Tech 56-68		
1993 (5)		W - Wake Forest 61-57	L - North Carolina 56-74	
1994 (4)		W - Maryland 69-63	W - Duke 66-61	L - North Carolina 66-73
1995 (4)		W - Georgia Tech 77-67	L - Wake Forest 68-77	
1996 (7)		L - Wake Forest 60-70		
1997 (6)		L - North Carolina 68-78		
1998 (9)	L - Duke 41-63			
1999 (9)	L - Duke 67-104			
2000 (3)		L - NC State 65-76		
2001 (4)		L - Georgia Tech 69-74		
2002 (5)		L - NC State 72-92		
2003 (6)		L - Duke 76-83		
2004 (7)	W - Clemson 83-79 (ot)	L - Duke 74-84		
2005 (11)	W - Miami 66-65	L - Duke 64-76		
2006 (7)	W - Virginia Tech 60-56	L - North Carolina 79-67		
2007 (2)		L - NC State 71-79		
2008 (10)	L - Georgia Tech 94-76			
2009 (11)	L - Boston College 76-63			

ACC Tournament Superlatives

<u>HIGHS</u>	<u>VIRGINIA</u>	<u>LOWS</u>
109# vs. Duke (1983)	Points	41 vs. Duke (1998)
43 vs. Duke (1983) (109-66)	Margin of Victory	1 on five occasions (last : vs. Miami, 2005)
40 vs. Duke (1983) (40-71)	Field Goals Made	16 vs. Duke (1998) (16-47)
91 vs. Duke (1954) (19-91)	Field Goals Attempted	33 vs. North Carolina (1982) (22-33)
66.7 vs. North Carolina (1982) (22-33)	Field Goal Pct.	20.9 vs. Duke (1954) (19-91)
11 vs. North Carolina (1997) (11-32)	3-Point FG Made	1 vs. Georgia Tech (1987) (1-6)
32 vs. North Carolina (1997) (11-32)	3-Point FG Attempted	3 vs. North Carolina (1987) (2-3)
100.0* vs. Georgia Tech (1983) (5-5)	3-Point FG Pct. *	16.7 vs. Georgia Tech (1987) (1-6)
66.7 vs. North Carolina (1987) (2-3)	(since 3-point line adopted nationally)	16.7 vs. Georgia Tech (1987)
58.3 vs. Duke (2003) (7-12)	(min. 10 3FGA)	20.0 vs. Georgia Tech (1990) (5-25)
35 vs. Clemson (1989) (35-47)	Free Throws Made	20.0 vs. Duke (1994) (2-10)
47 vs. North Carolina (1970) (31-47)	Free Throws Attempted	1# vs. North Carolina (1982) (1-1)
47 vs. Clemson (1989) (35-47)	Free Throw Pct. (min. 10 FTA)	1# vs. Wake Forest (1984) (1-3)
89.7 vs. North Carolina (2006) (26-29)	Best Perfect FT game	1# vs. North Carolina (1982) (1-1)
7-7 vs. Wake Forest (1982)	Offensive Rebounds	25.0# vs. Wake Forest (1962) (4-16)
27 vs. Georgia Tech (1992)	Rebounds	5 vs. Wake Forest (1996)
54 vs. North Carolina (1970)	Rebound Margin	14 vs. North Carolina (1982)
+17 vs. Georgia Tech (1995) (44-27)	Personal Fouls	-35 vs. North Carolina (1960) (62-27)
33 vs. N.C. State (1979)	Disqualifications	11 vs. Duke (1973)
5 vs. N.C. State (1979)	Assists	0 many times
21 vs. Clemson (1989)	Turnovers	2 vs. N.C. State (1965)
29 vs. N.C. State (1976)	Blocked Shots	4 vs. Maryland (1972); vs. North Carolina (1997)
8 vs. Maryland (1994)	Steals	0 ten times
16 vs. Georgia Tech (1981)		1 vs. North Carolina (1976), 1 vs. North Carolina (1982), 1 vs. Duke (1998)

<u>HIGHS</u>	<u>OPPONENTS</u>	<u>LOWS</u>
106, N.C. State (1965)	Points	47, Georgia Tech (1981)
37, N.C. State (1965) (106-69)	Margin of Victory	47, North Carolina (1982)
37, Duke (1999) (104-67)	Field Goals Made	1, N.C. State (1970) (67-66)
45, N.C. State (1965) (45-80)	Field Goals Attempted	18, Duke (1988) (18-45)
99, Duke (1954) (41-99)	FG Pct.	36, Maryland (1972) (20-64)
61.9, N.C. State (2000) (25-41)	3-Point FG Made	31.3, Miami (2005) (20-64)
13, N.C. State (2002) (13-18)	3-Point FG Attempted	0, Georgia Tech (1987) (0-3)
13, Ga. Tech (2008) (13-24)	3-Point FG Pct.	3, Georgia Tech (1987) (0-3)
28, Georgia Tech (2001) (9-28)	(min. 10 3FGA)	0.0, Georgia Tech (1987) (0-3)
28, Duke (2005) (10-28)	Free Throws Made	18.2, Clemson (1990) (2-11)
72.2, N.C. State (2002) (13-18)	Free Throws Attempted	18.2, Virginia Tech (2006) (2-11)
72.2, N.C. State (2002) (13-18)	Free Throw Pct. (min. 10 FTA)	4, Clemson (1982) (4-6)
35, North Carolina (1956) (35-44)	Best Perfect FT game	6, Clemson (1982) (4-6)
44, North Carolina (1956) (35-44)	Offensive Rebounds	6, North Carolina (1982) (5-6)
88.9, Maryland (1972) (24-27)	Rebounds	38.9 N.C. State (1976) (7-18)
7-7, Duke (1973)	Rebound Margin	4, Wake Forest (1993)
23, Duke (2005)	Personal Fouls	17, Wake Forest (1982)
65, Duke (1954)	Disqualifications	-17, Georgia Tech (1995) (44-27)
+35, North Carolina (1960) (62-27)	Assists	8, North Carolina (1982)
35, Clemson (1989)	Turnovers	0 many times
4, N.C. State (1976)	Blocked Shots	4, Duke (1967)
22, Georgia Tech (2008)	Steals	4, Wake Forest (1978)
27, Georgia Tech (1987)		3, North Carolina (1982)
13, Georgia Tech (1992)		0, five times
17, Wake Forest (1984)		2, No. Carolina (1976); No. Carolina (1982); North Carolina (1997); N.C. State (2007)

ACC Tournament record

* recorded using experimental distance of 17'9" during 1983 season only

ACC Tournament Individual Superlatives

Virginia		Opponent
42, Buzzy Wilkinson vs. Duke (1954)	Points	41, Charlie Scott, North Carolina (1970)
19, Gus Gerard vs. Clemson (1974)	Rebounds	19, Jay Buckley, Duke (1963)
13, Buzzy Wilkinson vs. Duke (1954) (13-44)	Field Goals Made	16, David Thompson, N.C. State (1974) (16-26)
13, Junior Burrough vs. Georgia Tech (1995) (13-23)	Field Goals Attempted	30, Charlie Scott, North Carolina (1970) (12-30)
44#&, Buzzy Wilkinson vs. Duke (1954) (13-44)	FG Pct. (min. 10 FGA)	90.0, Frank Christie, Wake Forest (1964) (9-10)
90.9, Anthony Oliver vs. No. Carolina (1990) (10-11)	FG Pct. (min. 10 FGM)	71.4, Randy Denton, Duke (1969) (10-14)
90.9, Anthony Oliver vs. No. Carolina (1990) (10-11)	Best Perfect FG game	71.4, Frank Johnson, Wake Forest (1978) (10-14)
6-6, Otis Fulton vs. North Carolina (1976)	3-Point FG Made	6-6, Dave Chadwick, North Carolina (1971)
6, Curtis Staples vs. Wake Forest (1996) (6-11)	3-Point FG Attempted	8*, Mark Price, Georgia Tech (1983) (8-11)
	3FG Pct. (min. 5 3FGA)	6, Randolph Childress, Wake Forest (1995) (6-15)
14, Curtis Staples vs. North Carolina (1997) (5-14)	Best Perfect 3FG game	6, Anthony Morrow, Georgia Tech (2008) (6-9)
71.4, Court. Alexander vs. No. Carolina (1997) (5-7)	Free Throws Made	15, Randolph Childress, Wake Forest (1995) (6-15)
71.4, J.R. Reynolds vs. Miami (2005) (5-7)	Free Throws Attempted	80.0, Illian Evtimov, N.C. State (2002) (4-5)
4-4*, Othell Wilson vs. Georgia Tech (1983)	FT Pct. (min. 10 FTA)	80.0, Maurice Miller, Georgia Tech (2008) (4-5)
3-3, Chris Williams vs. N.C. State (2002)	Best Perfect FT game	4-4, Archie Miller, N.C. State (2002)
16, Buzzy Wilkinson vs. Duke (1954) (16-22)	Assists	4-4, Daniel Ewing, Duke (2004)
22#, Buzzy Wilkinson vs. Duke (1954) (16-22)	Turnovers	17, Charlie Scott, North Carolina (1970) (17-21)
100.0, Mike Owens vs. No. Carolina (1977) (10-10)	Blocked Shots	21, Charlie Scott, North Carolina (1970) (17-21)
100.0, Sean Singletary vs. No. Carolina (2006) (12-12)	Steals	91.7, Rakim Sanders, Boston College (2009) (11-12)
12-12, Sean Singletary vs. North Carolina (2006)	Offensive Rebounds	8-8, seven times, last: Randolph Childress, WFU ('95)
12, John Johnson vs. North Carolina (1987)	Minutes Played	11, King Rice, North Carolina (1990)
11, Chip Case vs. North Carolina (1970)		9, Stu Lyon, Georgia Tech (1981)
5, Tunji Soroye vs. Duke (2005)		7, Matt Geiger, Georgia Tech (1992)
7&, Othell Wilson vs. Wake Forest (1984)		9^#, Justin Gainey, N.C. State (2000)
10&, Bryant Stith vs. Georgia Tech (1992) (13 tot.)		8, Dale Davis, Clemson (1989) (15 tot.)
50, John Johnson vs. North Carolina (1987)		48, Joe Wolf, North Carolina (1987)

* recorded using experimental distance of 17'9" during 1983 season only # ACC Tournament record & school record ^UVa opponent record

Virginia's Top-10 Performances		Opponents' Top-10 Performances	
Points		Points	
1. Buzzy Wilkinson vs. Duke 1954	42	1. Charlie Scott, North Carolina 1970	41
2. Junior Burrough vs. Georgia Tech 1995	36	2. David Thompson, N.C. State 1975	38
3. Buzzy Wilkinson vs. Duke 1955	32	3. David Thompson, N.C. State 1974	37
Bryant Stith vs. North Carolina 1990	32	4. Lennie Rosenbluth, North Carolina 1956	35
J.R. Reynolds vs. Miami 2005	32	Bob Verga, Duke 1967	35
6. Wally Walker vs. N.C. State 1975	31	6. Ronnie Mayer, Duke 1955	34
Junior Burrough vs. Wake Forest 1995	31	7. Mark Price, Georgia Tech 1983	33
8. Buzzy Wilkinson vs. Maryland 1955	30	8. Archie Miller, N.C. State, 2002	32
Gus Gerard vs. Clemson 1974	30	Daniel Ewing, Duke, 2003	32
10. Jim Connelly vs. Duke 1967	29	10. Skip Harlicka, South Carolina 1968	31
Sean Singletary vs. North Carolina 2006	29		
Rebounds		Rebounds	
1. Gus Gerard vs. Clemson 1974	19	1. Jay Buckley, Duke 1963	19
2. Ralph Sampson vs. Clemson 1980	18	2. Art Heyman, Duke 1963	18
3. Herb Busch vs. Maryland 1957	17	3. Doug Moe, North Carolina 1960	17
John Gidding vs. Duke 1969	17	4. Len Chappell, Wake Forest 1962	16
5. Scott McCandlish vs. Wake Forest 1972	16	5. Carroll Youngkin, Duke 1961	15
6. Rich Katstra vs. Wake Forest 1964	15	Dale Davis, Clemson 1989	15
Mike Wilkes vs. South Carolina 1968	15	Rick Fox, North Carolina 1991	15
Scott McCandlish vs. North Carolina 1970	15	Tim Duncan, Wake Forest 1996	15
Norman Nolan vs. Duke 1998	15	9. Nine with ...	14
10. Five with ...	14	Last: Anthony King, Miami 2005	
Last: Steve Castellan vs. N.C. State 1979			



CALVIN BAKER

#4

Senior • Guard • 6-2 • 190 • Newport News, Va. • Woodside

2009-10 SEASON:

- Will miss the remainder of the season for personal family reasons (announced Mar. 8)
- Team Tri-Captain
- Missed season opener after having arthroscopic surgery on Oct. 27 to remove a loose piece of cartilage in his right knee.
- Made season debut at USF and had five points
- Had eight points vs. Rider
- Had nine points vs. NJIT in his first start of the season
- Had five points and a season-high four assists vs. Hampton
- Had eight points and six assists vs. #24 UAB
- Had five points and tied a career high with seven assists vs. UTPA
- Had five points vs. Florida State

SINGLE GAME BESTS (at Virginia)

POINTS

Season: 9 vs. NJIT (12/21/09)
 Career: 18 at Clemson (3/3/09)
 ACC: 18 at Clemson (3/3/09)

REBOUNDS

Season: 3 vs. UT-Pan American (1/5/10)
 Career: 8 vs. Howard (11/14/07)
 ACC: 7 at Georgia Tech (3/3/08)

FG MADE

Season: 4 vs. NJIT (12/21/09)
 Career: 7 on three occasions
 ACC: 7 on three occasions

FG ATTEMPTS

Season: 8 vs. NJIT (12/21/09), vs. UAB (12/30/09)
 Career: 15 vs. Duke (3/5/08)
 ACC: 15 vs. Duke (3/5/08)

3 PT FG MADE

Season: 1 on eight occasions
 Career: 4 vs. Northwestern (11/27/07)
 ACC: 3 on three occasions

3 PT FG ATTEMPTS

Season: 5 vs. UAB (12/30/09)
 Career: 7 vs. Syracuse (12/5/07), vs. Ga Tech (1/27/08)
 ACC: 7 vs. Georgia Tech (1/27/08)

FT MADE

Season: 4 vs. Rider (11/19/09)
 Career: 6 vs. Virginia Tech (2/18/09)
 ACC: 6 vs. Virginia Tech (2/18/09)

FT ATTEMPTS

Season: 4 vs. Rider (11/19/09), vs. Miami (1/16/10)
 Career: 6 on four occasions
 ACC: 6 on three occasions

ASSISTS

Season: 7 vs. UT-Pan American (1/5/10)
 Career: 7 vs. VMI (11/16/08), vs. UTPA (1/5/10)
 ACC: 6 vs. Maryland (3/7/09)

TURNOVERS

Season: 3 at UNC (1/31/10), vs. FSU (2/17/10)
 Career: 5 on five occasions
 ACC: 5 on four occasions

BLOCKS

Season: --
 Career: 2 vs. UNC (2/12/08), vs. BC (2/4/09)
 ACC: 2 vs. UNC (2/12/08), vs. BC (2/4/09)

STEALS

Season: 1 on 10 occasions
 Career: 4 on three occasions
 ACC: 4 at Georgia Tech (3/3/08)

MINUTES


Season: 27 at Miami (2/23/10)
 Career: 35 at Clemson (3/3/09)
 ACC: 35 at Clemson (3/3/09)

2009-10 GAME-BY-GAME:

Opponent	GP-GS	FG-FGA	3FG-3FGA	FT-FTA	Off-Def	Total	A	TO	Blk	Stl	PF	Min	Pts
Longwood	DNP												
at USF	1-0	2-4	1-1	0-0	1-1	2	1	0	0	0	2	15	5
Rider	2-0	2-5	0-1	4-4	0-2	2	2	2	0	1	2	18	8
Oral Roberts	3-0	1-5	0-2	2-2	0-0	0	2	0	0	1	0	18	4
vs. Stanford	4-0	0-3	0-1	1-2	0-1	1	1	1	0	1	2	18	1
vs. Cleveland St	5-0	0-2	0-0	0-1	0-0	0	1	0	0	0	0	9	0
Penn State	6-0	1-3	0-0	0-0	0-1	1	2	0	0	1	3	20	2
at Auburn	7-0	1-3	0-2	0-0	1-0	1	1	1	0	0	2	10	2
NJIT	8-1	4-8	1-2	0-0	0-2	2	1	1	0	1	1	22	9
Hampton	9-2	2-4	1-2	0-0	2-0	2	4	0	0	0	0	18	5
UAB	10-3	3-8	1-5	1-2	0-2	2	6	2	0	1	2	24	8
UTPA	11-4	2-4	1-2	0-0	0-3	3	7	1	0	1	0	26	5
at NC State	12-5	1-4	0-2	0-0	1-1	2	3	0	0	0	1	15	2
Georgia Tech	13-6	1-2	0-0	0-0	0-1	1	0	2	0	0	1	11	2
Miami	14-6	1-2	0-1	2-4	0-1	1	2	0	0	0	1	15	4
UNCW	15-6	0-2	0-1	0-0	1-0	1	1	0	0	1	0	7	0
at Wake	DNP												
Virginia Tech	DNP												
at UNC	16-6	1-2	1-1	0-0	1-0	1	1	3	0	0	1	18	3
NC State	17-6	2-6	1-2	0-1	0-0	0	1	1	0	0	2	23	5
Wake	18-6	0-3	0-2	0-0	0-1	1	3	0	0	0	0	15	0
at Va Tech	19-6	1-4	0-2	0-0	0-2	2	1	1	0	1	3	21	2
at Maryland	20-6	1-4	0-2	0-0	0-1	1	1	0	0	0	1	12	2
Florida State	21-7	2-2	1-1	0-0	0-2	2	0	3	0	0	0	20	5
at Clemson	22-7	0-1	0-0	0-0	0-0	0	0	0	0	0	0	3	0
at Miami	23-8	1-6	0-2	0-0	1-1	2	3	1	0	1	0	27	2
Duke	24-9	0-2	0-0	0-0	0-0	0	1	1	0	0	0	10	0
at Boston Coll	DNP												
Maryland	25-10	0-3	0-0	0-0	0-0	0	2	0	0	0	0	11	0

CAREER STATISTICS (at Virginia)

Year	G-GS	Min-Avg.	FG-FGA	Pct.	3FG-3FGA	Pct.	FT-FTA	Pct.	Off-Def.	Reb-Avg.	PF-DQ	Ast	TO	Blk	Stl	Pts-Avg
2006-07	Did not play after transferring															
ACC																
2007-08	33-8	835-25.3	103-247	.417	41-110	.373	37-55	.673	19-67	86-2.6	62-0	79	57	5	29	284-8.6
ACC	16-8	448-28.0	55-133	.414	20-53	.377	24-32	.750	9-37	46-2.9	30-0	34	29	4	19	154-9.6
2008-09	28-22	697-24.9	83-212	.392	21-71	.296	48-55	.873	7-56	63-2.3	57-3	78	70	5	32	235-8.4
ACC	16-11	411-25.7	53-122	.434	15-39	.385	28-30	.933	5-26	31-1.9	33-0	39	43	4	18	149-9.3
2009-10	25-10	407-16.3	29-92	.315	8-34	.235	10-16	.625	8-22	30-1.2	24-0	47	20	0	10	76-3.0
ACC	13-6	201-15.5	11-41	.268	3-15	.200	2-5	.400	3-10	13-1.0	10-0	18	12	0	2	27-2.1
CAREER	86-40	1939-22.5	215-551	.390	70-215	.326	95-126	.754	34-145	179-2.1	143-3	204	147	10	71	595-6.9
ACC	45-25	1060-23.6	119-296	.402	38-107	.355	54-67	.806	17-73	90-2.0	73-0	91	84	8	39	330-7.3



JONTELEVANS

#1

Freshman • Guard • 5-11 • 185 • Hampton, Va. • Bethel

2009-10 SEASON:

- Made collegiate debut vs. Longwood and had four points
- Had two assists vs. Rider
- Had four points, five assists and three steals at Auburn
- Had seven points, five rebounds and three assists vs. NJIT
- Had four points and three assists vs. Hampton
- Had nine points (career high), three assists and two steals vs. #24 UAB
- Had five points, three assists and two steals vs. UTPA
- Had three assists vs. #20 Georgia Tech
- Made first career start vs. #23 Miami at JPJA and had four points, seven rebounds (career high) and four assists
- Had four points, three assists and three steals vs. UNC Wilmington
- Had four points and a career-high six assists at North Carolina in a career-high 31 minutes
- Had an ACC career-high six points at Maryland
- Had five points and three steals vs. #5 Duke
- Has 51 assists, 31 steals and just 17 turnovers in the last 22 games

SINGLE GAME BESTS

POINTS

Season: 9 vs. UAB (12/30/09)
 Career: 9 vs. UAB (12/30/09)
 ACC: 6 at Maryland (2/15/10)

REBOUNDS

Season: 7 vs. Miami (1/16/10)
 Career: 7 vs. Miami (1/16/10)
 ACC: 7 vs. Miami (1/16/10)

FG MADE

Season: 3 on three occasions
 Career: 3 on three occasions
 ACC: 3 at Maryland (2/15/10)

FG ATTEMPTS

Season: 6 vs. WF (2/6/10), at Md. (2/15/10)
 Career: 6 vs. WF (2/6/10), at Md. (2/15/10)
 ACC: 6 vs. WF (2/6/10), at Md. (2/15/10)

3 PT FG MADE

Season: 1 vs. UAB (12/30/09), vs. UTPA (1/5/10)
 Career: 1 vs. UAB (12/30/09), vs. UTPA (1/5/10)
 ACC: --

3 PT FG ATTEMPTS

Season: 2 on three occasions
 Career: 2 on three occasions
 ACC: 2 vs. GT (1/13/10), at Wake (1/23/10)

FT MADE

Season: 3 vs. Duke (2/28/10)
 Career: 3 vs. Duke (2/28/10)
 ACC: 3 vs. Duke (2/28/10)

FT ATTEMPTS

Season: 4 vs. Duke (2/28/10)
 Career: 4 vs. Duke (2/28/10)
 ACC: 4 vs. Duke (2/28/10)

ASSISTS

Season: 6 at North Carolina (1/31/10)
 Career: 6 at North Carolina (1/31/10)
 ACC: 6 at North Carolina (1/31/10)

TURNOVERS

Season: 4 at USF (11/16/09), at UNC (1/31/10)
 Career: 4 at USF (11/16/09), at UNC (1/31/10)
 ACC: 4 at North Carolina (1/31/10)

BLOCKS

Season: 1 vs. Duke (2/28/10)
 Career: 1 vs. Duke (2/28/10)
 ACC: 1 vs. Duke (2/28/10)

STEALS

Season: 3 on four occasions
 Career: 3 on four occasions
 ACC: 3 at Clemson (2/20/10), vs. Duke (2/28/10)

MINUTES


Season: 31 at North Carolina (1/31/10)
 Career: 31 at North Carolina (1/31/10)
 ACC: 31 at North Carolina (1/31/10)

2009-10 GAME-BY-GAME:

Opponent	GP-GS	FG-FGA	3FG-3FGA	FT-FTA	Off-Def	Total	A	TO	Blk	Stl	PF	Min	Pts
Longwood	1-0	2-2	0-0	0-0	0-2	2	1	3	0	1	3	20	4
at USF	2-0	1-1	0-0	0-0	0-0	0	0	4	0	1	1	13	2
Rider	3-0	0-0	0-0	0-0	0-1	1	2	1	0	0	0	11	0
Oral Roberts	4-0	0-0	0-0	0-0	0-0	0	0	0	0	0	0	1	0
vs. Stanford	5-0	0-1	0-1	0-0	0-0	0	0	0	0	0	0	6	0
vs. Cleveland St	6-0	0-0	0-0	0-0	0-0	0	0	0	0	0	0	0+	0
Penn State	7-0	0-0	0-0	0-0	0-0	0	0	0	0	0	4	1	0
at Auburn	8-0	2-5	0-0	0-2	0-2	2	5	0	0	3	3	18	4
NJIT	9-0	3-4	0-0	1-2	0-5	5	3	0	0	2	1	23	7
Hampton	10-0	2-2	0-0	0-0	0-3	3	3	3	0	0	1	17	4
UAB	11-0	3-4	1-1	2-2	0-0	0	3	0	0	2	2	21	9
UTPA	12-0	2-3	1-2	0-0	0-1	1	3	1	0	2	1	21	5
at NC State	13-0	1-3	0-1	0-0	0-1	1	2	1	0	2	2	10	2
Georgia Tech	14-0	0-4	0-2	0-0	0-0	0	3	0	0	0	0	12	0
Miami	15-1	2-5	0-0	0-0	0-7	7	4	0	0	1	2	24	4
UNCW	16-2	2-4	0-1	0-0	0-2	2	3	0	0	3	1	30	4
at Wake	17-3	2-4	0-2	0-0	0-1	1	2	0	0	2	5	28	4
Virginia Tech	18-4	0-3	0-0	0-0	0-1	1	1	2	0	1	4	16	0
at UNC	19-5	2-4	0-1	0-0	0-2	2	6	4	0	0	2	31	4
NC State	20-6	0-0	0-0	0-2	0-0	0	0	0	0	0	2	8	0
Wake	21-7	1-6	0-0	1-2	1-0	1	2	0	0	2	4	25	3
at Va Tech	22-8	0-3	0-0	1-2	0-1	1	3	1	0	0	2	16	1
at Maryland	23-9	3-6	0-0	0-0	0-1	1	1	0	0	2	1	14	6
Florida State	24-9	0-2	0-1	0-0	0-0	0	0	0	0	1	2	8	0
at Clemson	25-10	1-4	0-0	1-2	1-0	1	0	1	0	3	2	26	3
at Miami	26-10	0-1	0-0	0-0	2-0	2	0	0	0	1	1	3	0
Duke	27-10	1-3	0-0	3-4	0-1	1	1	1	1	3	2	24	5
at Boston Coll	28-11	0-2	0-0	0-0	1-3	4	1	0	0	1	3	20	0
Maryland	29-11	1-3	0-0	0-0	0-0	0	5	3	0	0	0	22	2

CAREER STATISTICS

Year	G-GS	Min-Avg.	FG-FGA	Pct.	3FG-3FGA	Pct.	FT-FTA	Pct.	Off-Def.	Reb-Avg.	PF-DQ	Ast	TO	Blk	Stl	Pts-Avg
2009-10	29-11	469-16.2	31-79	.392	2-12	.167	9-16	.563	5-34	39-1.3	51-1	54	25	1	33	73-2.5
ACC	16-10	287-17.9	14-53	.264	0-7	.000	6-12	.500	5-18	23-1.4	34-1	31	13	1	19	34-2.1
2009-10	29-11	469-16.2	31-79	.392	2-12	.167	9-16	.563	5-34	39-1.3	51-1	54	25	1	33	73-2.5
ACC	16-10	287-17.9	14-53	.264	0-7	.000	6-12	.500	5-18	23-1.4	34-1	31	13	1	19	34-2.1



MUSTAPHA FARRAKHAN

#2

Junior • Guard • 6-4 • 175 • Harvey, Ill. • Thornton Township

2009-10 SEASON:

- Tied a career highs with 17 points, set a career high with five rebounds and had four assists vs. Longwood
- Had eight points vs. Rider
- Had 13 points and four assists vs. Oral Roberts
- Had 11 points in a career-high 33 minutes vs. Cleveland State in Cancun
- Had 10 points and two assists vs. Hampton
- Had 10 points, two assists and tied a career high with two blocks vs. #24 UAB
- Had 15 points, four assists and a career-high three steals vs. #20 Georgia Tech
- Had 13 points (4-5 FG) vs. #23 Miami at JPJA
- Had 10 points and three rebounds at Wake Forest
- Had 11 points and three rebounds vs. NC State at JPJA
- Had eight points and four assists at Boston College
- Had eight points and a career-high five assists vs. #22 Maryland at JPJA in the first ACC start of his career

SINGLE GAME BESTS

POINTS

Season: 17 vs. Longwood (11/13/09)
 Career: 17 at VT (1/10/09), vs. Longwood (11/13/09)
 ACC: 17 at Virginia Tech (1/10/09)

REBOUNDS

Season: 5 vs. Longwood (11/13/09)
 Career: 5 vs. Longwood (11/13/09)
 ACC: 4 at Maryland (1/30/08)

FG MADE

Season: 5 vs. Longwood (11/13/09)
 Career: 5 at VT (1/10/09), vs. Longwood (11/13/09)
 ACC: 5 at Virginia Tech (1/10/09)

FG ATTEMPTS

Season: 11 at WF (1/23/10), vs. Duke (2/28/10)
 Career: 15 vs. North Carolina (1/15/09)
 ACC: 15 vs. North Carolina (1/15/09)

3 PT FG MADE

Season: 3 vs. Cleveland State (11/25/09)
 Career: 4 at Virginia Tech (1/10/09)
 ACC: 4 at Virginia Tech (1/10/09)

3 PT FG ATTEMPTS

Season: 5 vs. Rider (11/19/09), vs. Cleveland St (11/25/09)
 Career: 7 vs. North Carolina (1/15/09)
 ACC: 7 vs. North Carolina (1/15/09)

FT MADE

Season: 6 vs. Longwood (11/13/09), vs. GT (1/13/10)
 Career: 7 vs. Longwood (11/13/09), vs. GT (1/13/10)
 ACC: 6 vs. Georgia Tech (1/13/10)

FT ATTEMPTS

Season: 6 on three occasions
 Career: 6 on three occasions
 ACC: 6 vs. GT (1/13/10), vs. Miami (1/16/10)

ASSISTS

Season: 5 vs. Maryland (3/6/10)
 Career: 5 vs. Maryland (3/6/10)
 ACC: 5 vs. Maryland (3/6/10)

TURNOVERS

Season: 4 vs. Cleveland State (11/25/09)
 Career: 4 vs. BC (3/12/09), vs. Cleveland St (11/25/09)
 ACC: 3 vs. Duke (2/28/10), vs. Maryland (3/6/10)

BLOCKS

Season: 2 vs. UAB (12/30/09), vs. VT (1/28/10)
 Career: 2 on three occasions
 ACC: 2 vs. UNC (1/15/09), vs. VT (1/28/10)

STEALS

Season: 3 vs. Georgia Tech (1/13/10)
 Career: 3 vs. Georgia Tech (1/13/10)
 ACC: 3 vs. Georgia Tech (1/13/10)

MINUTES


Season: 33 vs. Cleveland State (11/25/09)
 Career: 33 vs. Cleveland State (11/25/09)
 ACC: 31 vs. Maryland (3/6/10)

2009-10 GAME-BY-GAME:

Opponent	GP-GS	FG-FGA	3FG-3FGA	FT-FTA	Off-Def	Total	A	TO	Blk	Stl	PF	Min	Pts
Longwood	1-1	5-8	1-4	6-6	0-5	5	4	3	0	1	2	31	17
at USF	2-2	1-9	0-2	1-1	0-1	1	2	1	0	0	1	29	3
Rider	3-3	2-6	2-5	2-2	0-1	1	2	1	0	1	1	22	8
Oral Roberts	4-4	4-8	2-3	3-4	1-1	2	4	2	0	1	0	32	13
vs. Stanford	5-4	0-2	0-2	3-4	1-0	1	1	3	0	1	2	11	3
vs. Cleveland St	6-5	4-7	3-5	0-0	0-1	1	2	4	1	0	1	33	11
Penn State	7-6	2-6	1-1	0-0	0-0	0	2	1	0	0	3	24	5
at Auburn	8-7	0-3	0-2	0-0	1-0	1	1	2	0	0	2	9	0
NJIT	9-7	0-5	0-1	0-0	0-2	2	2	0	0	0	0	16	0
Hampton	10-7	3-5	2-2	2-2	1-0	1	2	0	0	0	1	16	10
UAB	11-7	3-5	2-3	2-2	0-2	2	2	0	2	1	0	21	10
UTPA	12-7	0-2	0-0	0-0	0-2	2	1	0	0	0	2	16	0
at NC State	13-7	0-4	0-3	3-4	0-3	3	1	2	0	1	2	21	3
Georgia Tech	14-7	4-8	1-2	6-6	1-0	1	4	0	0	3	0	23	15
Miami	15-7	4-5	1-1	4-6	0-3	3	2	2	1	0	2	19	13
UNCW	16-7	0-4	0-1	3-4	1-1	2	0	2	0	1	0	12	3
at Wake	17-7	4-11	1-3	1-4	2-1	3	2	2	0	1	3	22	10
Virginia Tech	18-7	1-3	0-1	0-0	0-3	3	0	1	2	0	0	15	2
at UNC	19-7	0-3	0-3	0-0	0-1	1	1	1	0	0	2	9	0
NC State	20-7	4-6	2-3	1-1	1-2	3	1	1	0	0	0	21	11
Wake	21-7	3-7	1-4	0-0	1-0	1	2	1	0	0	0	28	7
at Va Tech	22-7	0-2	0-0	0-0	0-0	0	0	1	0	0	0	10	0
at Maryland	23-7	1-4	0-1	2-2	0-2	2	1	2	1	1	2	15	4
Florida State	24-7	1-3	1-2	1-2	0-0	0	1	0	0	0	0	14	4
at Clemson	25-7	0-3	0-3	0-0	0-0	0	2	2	0	0	1	11	0
at Miami	DNP												
Duke	26-7	3-11	1-3	0-0	2-0	2	0	3	0	0	1	27	7
at Boston Coll	27-7	3-6	1-1	1-3	0-1	1	4	0	0	0	1	29	8
Maryland	28-8	4-9	0-4	0-0	0-2	2	5	3	0	2	0	31	8

CAREER STATISTICS

Year	G-GS	Min-Avg.	FG-FGA	Pct.	3FG-3FGA	Pct.	FT-FTA	Pct.	Off-Def.	Reb-Avg.	PF-DQ	Ast	TO	Blk	Stl	Pts-Avg
2007-08	19-0	115-6.1	7-38	.184	2-16	.125	1-5	.200	4-11	15-0.8	9-0	5	12	0	2	17-0.9
ACC	6-0	43-7.2	1-13	.077	1-7	.143	1-3	.333	2-4	6-1.0	3-0	1	3	0	0	4-0.7
2008-09	23-2	239-10.4	33-95	.347	14-41	.341	18-20	.900	4-12	16-0.7	28-1	14	21	2	4	98-4.3
ACC	12-0	135-11.3	17-54	.315	8-26	.308	9-9	1.000	2-6	8-0.7	16-1	8	9	2	2	51-4.3
2009-10	28-8	567-20.3	56-155	.361	22-65	.338	41-53	.774	12-34	46-1.6	29-0	51	40	7	14	175-6.3
ACC	15-1	295-19.7	32-85	.376	9-34	.265	19-28	.679	7-18	25-1.7	14-0	26	21	4	8	92-6.1
CAREER	70-10	921-13.2	96-288	.333	38-122	.311	60-78	.769	20-57	77-1.1	66-1	70	73	9	20	290-4.1
ACC	33-1	473-14.3	50-152	.329	18-67	.269	29-40	.725	11-28	39-1.2	33-1	35	33	6	10	147-4.5



JEFF JONES

#23

Junior • Guard • 6-4 • 190 • Chester, Pa. • Monsignor Bonner

2009-10 SEASON:

- Had 10 points in season opener vs. Longwood
- Had seven points and five rebounds at USF
- Had 11 points vs. Rider
- Had a season-high 17 points (4-7 3FG) vs. Stanford in Cancun
- Had 16 points (6-8 FG, 4-4 3FG) at Auburn
- Had a team-high 11 points vs. NJIT
- Had eight points (3-3 FG, 2-2 3FG) at NC State
- Had nine points vs. #20 Georgia Tech
- Had nine points (3-3 3FG) vs. #23 Miami at JPJA
- Had 10 points and tied a career high with three steals at Wake Forest
- Had 12 points vs. Virginia Tech at JPJA
- Had 16 points at Maryland
- Had a game-high 13 points vs. Florida State
- Had 11 points at Miami
- Had 16 points and an ACC career-high four 3-pointers vs. #22 Maryland at JPJA

SINGLE GAME BESTS

POINTS

Season: 17 vs. Stanford (11/24/09)
 Career: 26 vs. Bradley (3/26/08)
 ACC: 19 at North Carolina (2/7/09)

REBOUNDS

Season: 5 at USF (11/16/09)
 Career: 6 vs. Vermont (11/11/07)
 ACC: 5 at Duke (2/1/09), vs. BC (2/4/09)

FG MADE

Season: 6 at Auburn (12/7/09)
 Career: 9 vs. Bradley (3/26/08)
 ACC: 7 at North Carolina (2/7/09)

FG ATTEMPTS

Season: 11 at Maryland (2/15/10)
 Career: 14 vs. Bradley (3/26/08)
 ACC: 12 at UNC (2/7/09), vs. Miami (2/26/09)

3 PT FG MADE

Season: 4 on three occasions
 Career: 6 vs. Bradley (3/26/08)
 ACC: 4 vs. Maryland (3/6/10)

3 PT FG ATTEMPTS

Season: 7 on three occasions
 Career: 8 vs. Bradley (3/26/08), vs. Liberty (11/25/08)
 ACC: 7 at FSU (2/10/09), at Miami (2/23/10)

FT MADE

Season: 5 vs. VT (1/28/10), at Md. (2/15/10)
 Career: 5 on three occasions
 ACC: 5 on three occasions

FT ATTEMPTS

Season: 8 vs. Virginia Tech (1/28/10)
 Career: 8 vs. Virginia Tech (1/28/10)
 ACC: 8 vs. Virginia Tech (1/28/10)

ASSISTS

Season: 2 vs. VT (1/28/10), vs. FSU (2/17/10)
 Career: 5 at North Carolina (2/7/09)
 ACC: 5 at North Carolina (2/7/09)

TURNOVERS

Season: 2 vs. Oral Roberts (11/21/09)
 Career: 4 vs. Longwood (12/7/07), vs. Clem. (2/15/09)
 ACC: 4 vs. Clemson (2/15/09)

BLOCKS

Season: 1 vs. Rider (11/19/09), vs. Hampton (12/23/09)
 Career: 1 on nine occasions
 ACC: 1 on three occasions

STEALS

Season: 3 at Wake Forest (1/23/10)
 Career: 3 on three occasions
 ACC: 3 vs. BC (2/4/09), at Wake (1/23/10)

MINUTES


Season: 34 vs. Stanford (11/24/09)
 Career: 37 at North Carolina (2/7/09)
 ACC: 37 at North Carolina (2/7/09)

2009-10 GAME-BY-GAME:

Opponent	GP-GS	FG-FGA	3FG-3FGA	FT-FTA	Off-Def	Total	A	TO	Blk	Stl	PF	Min	Pts
Longwood	1-1	3-6	0-2	4-4	0-1	1	1	1	0	1	0	24	10
at USF	2-2	3-10	1-7	0-0	1-4	5	0	0	0	1	0	28	7
Rider	3-2	4-7	2-5	1-1	0-1	1	0	0	1	1	0	19	11
Oral Roberts	4-2	0-3	0-1	2-4	0-0	0	0	2	0	1	0	13	2
vs. Stanford	5-3	5-9	4-7	3-4	0-1	1	0	1	0	2	0	34	17
vs. Cleveland St	6-3	0-1	0-1	0-0	0-2	2	0	0	0	0	0	5	0
Penn State	7-3	1-5	1-1	0-0	0-0	0	0	1	0	0	1	16	3
at Auburn	8-3	6-8	4-4	0-0	0-2	2	0	0	0	1	0	29	16
NJIT	9-3	3-9	2-6	3-4	0-2	2	0	0	0	0	0	14	11
Hampton	10-3	3-6	2-3	0-0	1-0	1	1	0	1	0	1	18	8
UAB	11-3	0-2	0-0	0-0	0-0	0	0	1	0	0	0	6	0
UTPA	12-3	0-3	0-1	1-2	0-1	1	0	0	0	0	0	11	1
at NC State	13-3	3-3	2-2	0-0	0-1	1	0	0	0	1	0	18	8
Georgia Tech	14-3	2-5	1-2	4-4	0-2	2	1	0	0	1	1	15	9
Miami	15-3	3-4	3-3	0-0	0-0	0	0	0	0	0	0	14	9
UNCW	16-3	1-3	0-2	0-1	0-0	0	1	0	0	0	0	10	2
at Wake	17-3	4-10	2-6	0-0	2-1	3	0	0	0	3	1	25	10
Virginia Tech	18-3	3-9	1-5	5-8	0-2	2	2	1	0	0	1	28	12
at UNC	19-3	0-1	0-1	0-0	0-0	0	0	0	0	0	0	3	0
NC State	20-3	0-1	0-1	0-0	0-0	0	0	0	0	0	0	4	0
Wake	21-3	0-0	0-0	0-0	0-0	0	0	0	0	0	2	4	0
at Va Tech	22-3	1-2	0-0	0-0	0-0	0	1	0	0	0	1	12	2
at Maryland	23-3	5-11	1-4	5-5	1-1	2	1	0	0	0	0	27	16
Florida State	24-4	4-6	2-3	3-4	1-2	3	2	1	0	1	3	31	13
at Clemson	25-4	1-5	0-1	2-2	0-1	1	1	0	0	0	0	17	4
at Miami	26-4	4-8	3-7	0-0	0-3	3	0	1	0	0	0	23	11
Duke	27-5	0-3	0-1	0-0	0-0	0	0	1	0	0	2	20	0
at Boston Coll	28-5	0-2	0-1	0-0	0-1	1	0	0	0	0	0	11	0
Maryland	29-5	4-7	4-6	4-4	0-1	1	1	1	0	0	2	22	16

CAREER STATISTICS

Year	G-GS	Min-Avg.	FG-FGA	Pct.	3FG-3FGA	Pct.	FT-FTA	Pct.	Off-Def.	Reb-Avg.	PF-DQ	Ast	TO	Blk	Stl	Pts-Avg
2007-08	33-25	494-15.0	55-151	.364	16-51	.314	33-47	.702	15-45	60-1.8	46-0	17	41	4	10	159-4.8
ACC	16-8	193-12.1	12-51	.235	2-14	.143	10-14	.714	6-14	20-1.3	20-0	8	16	1	5	36-2.3
2008-09	26-9	493-19.0	60-174	.345	27-93	.290	22-26	.846	7-42	49-1.9	30-0	24	15	3	13	169-6.5
ACC	15-9	311-20.7	42-112	.375	17-57	.298	17-20	.850	5-27	32-2.1	20-0	14	10	2	9	118-7.9
2009-10	29-5	501-17.3	63-149	.423	35-83	.422	37-47	.787	6-29	35-1.2	15-0	12	11	2	13	198-6.8
ACC	16-2	274-17.1	34-77	.442	19-43	.442	23-27	.852	4-15	19-1.2	13-0	9	5	0	6	110-6.9
CAREER	88-39	1488-16.9	178-474	.376	78-227	.344	92-120	.767	28-116	144-1.6	91-0	53	67	9	36	526-6.0
ACC	47-19	778-16.6	88-240	.367	38-114	.333	50-61	.820	15-56	71-1.5	53-0	31	31	3	20	264-5.6



SYLVAN LANDESBERG

#15

Sophomore • Guard • 6-6 • 207 • Flushing, N.Y. • Holy Cross

2009-10 SEASON:

- Head Coach Tony Bennett announced Landesberg will not play in games for the remainder of the season for failure to live up to his academic obligations (beginning with Maryland on 3/6)
- Second-Team All-ACC
- USBWA All-District III Team
- Two-time ACC Player of the Week (1/18, 2/1)
- One of 30 players on the Naismith Award Mid-Season Watch List
- Had a game-high 23 points vs. Longwood
- Had 20 points, five rebounds and five assists vs. Cleveland State in Cancun in a season-high 38 minutes
- Had 20 points at Auburn
- Had his first career double-double (14 pts, career-high 12 rebs) along with six assists vs. Hampton
- Had 19 points, six rebounds and four assists vs. #24 UAB
- Had 23 points at NC State
- Had 22 points (9-9 FTs), six rebounds and five assists vs. #20 Georgia Tech
- Had 19 points vs. UNC Wilmington, including the game-winning shot with 2.2 seconds left
- Had a season-high 29 points at North Carolina
- Had a career-high nine assists vs. NC State at JPJA
- Had 28 points vs. Wake Forest at JPJA
- Had 27 points, including a career-high six 3-pointers, at Miami (his 21st career 20-point game, ninth of the season)

2009-10 GAME-BY-GAME:

Opponent	GP-GS	FG-FGA	3FG-3FGA	FT-FTA	Off-Def	Total	A	TO	Blk	Stl	PF	Min	Pts
Longwood	1-1	8-13	1-1	6-8	1-5	6	4	3	0	1	2	34	23
at USF	2-2	5-14	0-1	4-4	1-1	2	2	0	0	0	1	33	14
Rider	3-3	4-8	0-0	2-2	2-2	4	1	1	0	0	2	20	10
Oral Roberts	4-4	4-10	0-2	6-6	0-7	7	3	4	2	1	1	33	14
vs. Stanford	5-5	7-12	0-4	2-4	1-3	4	2	3	1	1	3	30	16
vs. Cleveland St	6-6	6-13	1-1	7-9	0-5	5	5	1	0	1	2	38	20
Penn State	7-7	6-13	2-2	4-8	3-2	5	2	1	1	0	5	33	18
at Auburn	8-8	8-20	0-1	4-5	0-3	3	1	2	0	0	1	35	20
NJIT	9-9	3-11	0-0	4-4	1-4	5	1	2	0	3	0	23	10
Hampton	10-10	5-13	1-2	3-3	7-5	12	6	1	0	1	0	28	14
UAB	11-11	6-16	0-0	7-10	2-4	6	4	2	1	0	3	34	19
UTPA	12-12	9-15	1-2	1-2	0-6	6	3	3	0	0	2	33	20
at NC State	13-13	7-14	1-1	8-8	1-4	5	0	2	1	1	3	32	23
Georgia Tech	14-14	6-17	1-3	9-9	2-4	6	5	3	1	0	3	34	22
Miami	15-15	8-14	0-1	2-2	2-0	2	3	4	0	1	2	31	18
UNCW	16-16	5-13	0-0	9-10	2-3	5	0	1	0	1	1	33	19
at Wake	17-17	6-13	1-2	5-6	1-3	4	0	3	0	2	5	25	18
Virginia Tech	18-18	8-16	2-5	0-2	2-2	4	5	6	0	1	4	37	18
at UNC	19-19	11-18	0-1	7-8	0-5	5	2	2	1	2	0	34	29
NC State	20-20	2-10	0-0	3-3	1-5	6	9	2	0	1	0	35	7
Wake	21-21	8-19	2-5	10-11	1-6	7	3	1	0	2	1	39	28
at Va Tech	22-22	7-19	1-7	2-3	3-3	6	2	2	0	0	4	30	17
at Maryland	23-23	5-13	1-2	1-2	2-2	4	2	2	0	1	3	30	12
Florida State	24-24	2-8	0-2	0-0	0-2	2	4	2	0	0	2	28	4
at Clemson	25-25	6-14	1-1	0-0	2-4	6	3	3	0	0	3	34	13
at Miami	26-26	8-14	6-8	5-6	0-4	4	2	2	0	1	1	36	27
Duke	DNP												
at Boston Coll	27-27	6-15	1-6	0-2	0-1	1	3	3	0	0	3	36	13
Maryland	DNP												

SINGLE GAME BESTS

POINTS

Season: 29 at North Carolina (1/31/10)
 Career: 32 vs. Boston College (2/4/09)
 ACC: 32 vs. Boston College (2/4/09)

REBOUNDS

Season: 12 vs. Hampton (12/23/09)
 Career: 12 vs. Hampton (12/23/09)
 ACC: 11 at Maryland (1/20/09)

FG MADE

Season: 11 at North Carolina (1/31/10)
 Career: 13 vs. Boston College (2/4/09)
 ACC: 13 vs. Boston College (2/4/09)

FG ATTEMPTS

Season: 20 at Auburn (12/7/09)
 Career: 23 vs. Boston College (2/4/09)
 ACC: 23 vs. Boston College (2/4/09)

3 PT FG MADE

Season: 6 at Miami (2/23/10)
 Career: 6 at Miami (2/23/10)
 ACC: 6 at Miami (2/23/10)

3 PT FG ATTEMPTS

Season: 8 at Miami (2/23/10)
 Career: 8 at Miami (2/23/10)
 ACC: 8 at Miami (2/23/10)

FT MADE

Season: 10 vs. Wake Forest (2/6/10)
 Career: 14 vs. Florida State (1/24/09)
 ACC: 14 vs. Florida State (1/24/09)

FT ATTEMPTS

Season: 11 vs. Wake Forest (2/6/10)
 Career: 14 vs. Auburn (12/20/08), vs. FSU (1/24/09)
 ACC: 14 vs. Florida State (1/24/09)

ASSISTS

Season: 9 vs. NC State (2/3/10)
 Career: 9 vs. NC State (2/3/10)
 ACC: 9 vs. NC State (2/3/10)

TURNOVERS

Season: 6 vs. Virginia Tech (1/28/10)
 Career: 6 on four occasions
 ACC: 6 on three occasions

BLOCKS

Season: 2 vs. Oral Roberts (11/21/09)
 Career: 2 vs. Oral Roberts (11/21/09)
 ACC: 1 on four occasions

STEALS


Season: 3 vs. NJIT (12/21/09)
 Career: 3 on five occasions
 ACC: 3 vs. BC (2/4/09), vs. Clemson (2/15/09)

MINUTES

Season: 39 vs. Wake Forest (2/6/10)
 Career: 45 vs. Clemson (2/15/09)
 ACC: 45 vs. Clemson (2/15/09)

CAREER STATISTICS

Year	G-GS	Min-Avg.	FG-FGA	Pct.	3FG-3FGA	Pct.	FT-FTA	Pct.	Off-Def.	Reb-Avg.	PF-DQ	Ast	TO	Blk	Stl	Pts-Avg
2008-09	28-27	957-34.2	150-344	.436	16-51	.314	148-186	.796	47-122	169-6.0	49-1	78	77	3	28	464-16.6
ACC	16-16	570-35.6	88-210	.419	10-32	.313	73-91	.802	26-72	98-6.1	28-0	49	50	1	16	259-16.2
2009-10	27-27	868-32.1	166-375	.443	23-60	.383	111-137	.810	37-95	132-4.9	57-2	77	61	8	21	466-17.3
ACC	14-14	461-32.9	90-204	.441	17-44	.386	52-62	.839	17-45	62-4.4	34-1	43	37	3	12	249-17.8
CAREER	55-54	1825-33.2	316-719	.439	39-111	.351	259-323	.802	84-217	301-5.5	106-3	155	138	11	49	930-16.9
ACC	30-30	1031-34.4	178-414	.430	27-76	.355	125-153	.817	43-117	160-5.3	62-1	92	87	4	28	508-16.9



JEROME MEYNSSE

#55

Senior • Forward/Center • 6-9 • 233 • Baton Rouge, La. • McKinley

2009-10 SEASON:

- Team Tri-Captain
- Named to the 2009-10 ACC All-Academic Team (third consecutive season)
- One of 36 ACC Student-Athletes to earn a Weaver-James-Corrigan scholarship
- Had five points and two rebounds vs. Longwood
- Had four points and two assists vs. Rider in first start of the season
- Had four points and a season-high eight rebounds vs. Stanford in Cancun
- Had six points (3-3 FG) and three rebounds vs. #24 UAB
- Had eight points and six rebounds vs. #20 Georgia Tech
- Had six points and four rebounds vs. #23 Miami at JPJA in 22 minutes
- Had 14 points (3-6 FG, 8-9 FT) vs. UNC Wilmington
- Had nine points vs. Virginia Tech at JPJA, playing a career-high 34 minutes
- Had seven points, five rebounds and a career-high three blocks at North Carolina
- Had 10 points vs. NC State at JPJA
- Had six points and six rebounds at Virginia Tech
- Had four points and four rebounds at Clemson
- Had 13 points and an ACC career-high seven rebounds at Miami, also established a career high with three assists and tied a career high with 34 minutes played
- Had a career-high 21 points (6-8 FG, 9-11 FT) and tied an ACC career high with seven rebounds vs. #5 Duke
- Had 12 points (6-6 FG) and five rebounds at Boston College
- Had a team-high 17 points vs. #22 Maryland at JPJA

2009-10 GAME-BY-GAME:

Opponent	GP-GS	FG-FGA	3FG-3FGA	FT-FTA	Off-Def	Total	A	TO	Blk	Stl	PF	Min	Pts
Longwood	1-0	2-2	0-0	1-2	1-1	2	0	0	0	0	0	20	5
at USF	2-0	0-1	0-0	4-6	2-2	4	0	0	0	1	3	27	4
Rider	3-1	1-3	0-0	2-3	1-1	2	2	1	2	0	3	22	4
Oral Roberts	4-2	1-3	0-0	0-1	1-5	6	0	0	0	0	3	22	2
vs. Stanford	5-3	1-2	0-0	2-2	2-6	8	0	0	1	1	1	16	4
vs. Cleveland St	6-4	1-2	0-0	0-0	1-1	2	0	0	0	0	3	11	2
Penn State	7-5	2-4	0-0	1-1	3-3	6	0	1	1	1	1	23	5
at Auburn	8-6	1-1	0-0	0-0	1-2	3	0	1	1	1	4	20	2
NJIT	9-6	1-3	0-0	2-2	3-2	5	1	0	1	2	1	10	4
Hampton	10-6	0-0	0-0	0-0	0-1	1	0	0	0	0	4	13	0
UAB	11-6	3-3	0-0	0-0	1-2	3	0	0	1	0	1	14	6
UTPA	12-6	1-1	0-0	0-0	0-1	1	0	1	1	0	1	5	2
at NC State	13-6	3-6	0-0	0-0	3-2	5	0	1	2	0	3	18	6
Georgia Tech	14-7	3-5	0-0	2-3	4-2	6	2	0	0	0	4	20	8
Miami	15-8	3-4	0-0	0-0	1-3	4	0	0	0	0	2	22	6
UNCW	16-9	3-6	0-0	8-9	2-1	3	0	1	0	1	3	27	14
at Wake	17-10	1-2	0-0	1-3	1-3	4	0	1	0	1	1	23	3
Virginia Tech	18-11	3-3	0-0	3-4	0-4	4	0	0	2	1	3	34	9
at UNC	19-12	3-4	0-0	1-1	2-3	5	0	1	3	0	4	22	7
NC State	20-13	4-6	0-0	2-2	2-2	4	0	2	0	0	5	23	10
Wake	21-14	1-2	0-0	1-2	2-1	3	0	0	1	0	1	24	3
at Va Tech	22-15	1-5	0-0	4-6	1-5	6	0	0	1	0	3	31	6
at Maryland	23-16	0-1	0-0	2-2	1-0	1	0	0	0	0	3	17	2
Florida State	24-17	0-2	0-0	2-4	1-4	5	0	0	0	0	3	22	2
at Clemson	25-17	1-2	0-0	2-3	2-2	4	0	0	0	1	2	16	4
at Miami	26-18	3-8	0-0	7-9	3-4	7	3	1	1	0	4	34	13
Duke	27-19	6-8	0-0	9-11	2-5	7	0	1	1	0	3	30	21
at Boston Coll	28-20	6-6	0-0	0-0	1-4	5	1	2	1	0	2	21	12
Maryland	29-21	7-8	0-0	3-4	0-3	3	0	0	0	0	4	33	17

SINGLE GAME BESTS

POINTS

Season: 21 vs. Duke (2/28/10)
 Career: 21 vs. Duke (2/28/10)
 ACC: 21 vs. Duke (2/28/10)

REBOUNDS

Season: 8 vs. Stanford (11/24/09)
 Career: 9 vs. Hampton (12/19/07)
 ACC: 7 at Miami (2/23/10), vs. Duke (2/28/10)

FG MADE

Season: 7 vs. Maryland (3/6/10)
 Career: 7 vs. Maryland (3/6/10)
 ACC: 7 vs. Maryland (3/6/10)

FG ATTEMPTS

Season: 8 on three occasions
 Career: 8 on three occasions
 ACC: 8 on three occasions

3 PT FG MADE

Season: --
 Career: --
 ACC: --

3 PT FG ATTEMPTS

Season: --
 Career: --
 ACC: --

FT MADE

Season: 9 vs. Duke (2/28/10)
 Career: 9 vs. Duke (2/28/10)
 ACC: 9 vs. Duke (2/28/10)

FT ATTEMPTS

Season: 11 vs. Duke (2/28/10)
 Career: 11 vs. Duke (2/28/10)
 ACC: 11 vs. Duke (2/28/10)

ASSISTS

Season: 3 at Miami (2/23/10)
 Career: 3 at Miami (2/23/10)
 ACC: 3 at Miami (2/23/10)

TURNOVERS

Season: 2 vs. NC State (2/3/10), at BC (3/3/10)
 Career: 2 on seven occasions
 ACC: 2 vs. NC State (2/3/10), at BC (3/3/10)

BLOCKS

Season: 3 at North Carolina (1/31/10)
 Career: 3 at North Carolina (1/31/10)
 ACC: 3 at North Carolina (1/31/10)

STEALS


Season: 2 vs. NJIT (12/21/09)
 Career: 2 vs. PR-Mayaguez (12/21/06), vs. NJIT (12/21/09)
 ACC: 1 on five occasions

MINUTES

Season: 34 vs. VT (1/28/10), at Miami (2/23/10)
 Career: 34 vs. VT (1/28/10), at Miami (2/23/10)
 ACC: 34 vs. VT (1/28/10), at Miami (2/23/10)

CAREER STATISTICS

Year	G-GS	Min-Avg.	FG-FGA	Pct.	3FG-3FGA	Pct.	FT-FTA	Pct.	Off-Def.	Reb-Avg.	PF-DQ	Ast	TO	Blk	Stl	Pts-Avg
2006-07	15-0	100-6.7	4-11	.364	0-0	.000	9-13	.692	3-17	20-1.3	15-0	1	4	2	2	17-1.1
ACC	4-0	8-2.0	0-1	.000	0-0	.000	0-0	.000	0-0	0-0.0	3-0	0	0	0	0	0-0.0
2007-08	26-0	188-7.2	23-33	.697	0-0	.000	4-12	.333	18-31	49-1.9	36-0	2	7	3	3	50-1.9
ACC	13-0	77-5.9	7-11	.636	0-0	.000	0-2	.000	5-12	17-1.3	21-0	0	0	0	1	14-1.1
2008-09	17-1	149-8.8	8-20	.400	0-0	.000	13-22	.591	13-14	27-1.6	17-0	1	8	7	1	29-1.7
ACC	7-0	58-8.3	2-6	.333	0-0	.000	4-6	.667	3-5	8-1.1	10-0	0	0	3	1	8-1.1
2009-10	29-21	620-21.4	62-103	.602	0-0	.000	59-80	.738	44-75	119-4.1	75-1	9	14	20	10	183-6.3
ACC	16-14	390-24.4	45-72	.625	0-0	.000	39-54	.722	26-47	73-4.6	47-1	6	9	12	3	129-8.1
CAREER	87-22	1057-12.1	97-167	.581	0-0	.000	85-127	.669	78-137	215-2.5	143-1	13	33	32	16	279-3.2
ACC	40-14	533-13.3	54-90	.600	0-0	.000	43-62	.694	34-64	98-2.5	81-1	6	9	15	5	151-3.8



MIKE SCOTT

#32

Junior • Forward • 6-8 • 239 • Chesapeake, Va. • Hargrave Military Academy

2009-10 SEASON:

- Had 12 points and 13 rebounds vs. Longwood
- Had 17 points (8-9 FG) and nine rebounds vs. Rider
- Had 15 points and 10 rebounds vs. Oral Roberts
- Had 15 points and eight rebounds vs. Cleveland State in Cancun
- Had 17 points and 11 rebounds vs. Penn State
- Missed three games (Auburn, NJIT, Hampton) due to an ankle injury (first games of his career he has missed)
- Had 10 points and seven rebounds vs. #24 UAB in his first game in a month, returning from an ankle injury
- Had a season-high 22 points (10-15 FG) vs. UTPA
- Had 14 points and seven rebounds at NC State
- Had 12 points and six rebounds vs. #20 Georgia Tech
- Had an ACC career-high 21 points, along with eight rebounds vs. Virginia Tech at JPJA
- Had 11 points, five rebounds and three assists at North Carolina
- Had 15 points and 10 rebounds (including his 500th career rebound) vs. NC State at JPJA
- Had 10 points and 10 rebounds vs. Wake at JPJA
- Had 20 points and an ACC career high 13 rebounds at Virginia Tech for his third consecutive double-double
- Had 16 points and six rebounds at Maryland
- Had 13 points and nine rebounds at Boston College

2009-10 GAME-BY-GAME:

Opponent	GP-GS	FG-FGA	3FG-3FGA	FT-FTA	Off-Def	Total	A	TO	Blk	Stl	PF	Min	Pts
Longwood	1-1	5-8	0-0	2-2	3-10	13	0	1	2	1	3	31	12
at USF	2-2	4-9	0-0	1-2	1-4	5	0	0	0	0	5	16	9
Rider	3-3	8-9	0-0	1-2	3-6	9	3	1	0	0	1	28	17
Oral Roberts	4-4	6-12	0-0	3-4	4-6	10	2	2	0	1	2	32	15
vs. Stanford	5-5	2-6	0-0	3-6	2-7	9	3	4	1	0	4	29	7
vs. Cleveland St	6-6	6-10	0-0	3-4	4-4	8	3	2	0	0	0	36	15
Penn State	7-7	8-14	0-0	1-2	1-10	11	1	1	0	0	3	34	17
at Auburn	DNP												
NJIT	DNP												
Hampton	DNP												
UAB	8-7	4-7	0-0	2-2	1-6	7	0	1	0	0	3	23	10
UTPA	9-8	10-15	0-0	2-3	2-5	7	1	2	1	1	3	29	22
at NC State	10-9	5-11	0-0	4-4	1-6	7	2	3	0	0	3	30	14
Georgia Tech	11-10	6-9	0-0	0-0	1-5	6	1	1	0	1	0	32	12
Miami	12-11	5-11	0-0	0-0	2-2	4	2	2	0	0	1	28	10
UNCW	13-12	6-10	0-0	0-0	1-2	3	2	4	0	2	2	25	12
at Wake	14-13	3-10	0-0	0-0	0-2	2	0	3	0	1	2	18	6
Virginia Tech	15-14	8-16	1-1	4-4	2-6	8	0	1	1	2	3	40	21
at UNC	16-15	4-8	1-1	2-2	2-3	5	3	0	1	2	1	27	11
NC State	17-16	6-9	0-0	3-4	5-5	10	1	1	0	0	3	23	15
Wake	18-17	5-15	0-0	0-1	5-5	10	2	3	0	1	2	29	10
at Va Tech	19-18	8-16	1-2	3-4	4-9	13	1	0	0	1	2	29	20
at Maryland	20-19	5-8	0-0	6-7	2-4	6	0	3	0	0	2	23	16
Florida State	21-20	4-10	0-0	2-2	2-4	6	1	1	0	0	1	33	10
at Clemson	22-21	7-14	0-0	0-0	3-1	4	0	1	1	1	1	25	14
at Miami	23-22	0-7	0-1	0-0	0-3	3	1	2	1	1	0	22	0
Duke	24-23	0-6	0-1	0-0	1-0	1	0	2	0	0	0	12	0
at Boston Coll	25-23	6-8	0-0	1-2	3-6	9	3	3	0	0	2	31	13
Maryland	26-24	1-3	0-0	0-0	0-1	1	1	1	0	1	3	15	2

SINGLE GAME BESTS

POINTS

Season: 22 vs. UT-Pan American (1/5/10)
 Career: 26 vs. VMI (11/16/08)
 ACC: 21 vs. Virginia Tech (1/28/10)

REBOUNDS

Season: 13 vs. Longwood (11/13/09), at VT (2/13/10)
 Career: 18 vs. VMI (11/16/08)
 ACC: 13 at Virginia Tech (2/13/10)

FG MADE

Season: 10 vs. UT-Pan American (1/5/10)
 Career: 11 vs. VMI (11/16/08)
 ACC: 8 on three occasions

FG ATTEMPTS

Season: 16 vs. VT (1/28/10), at VT (2/13/10)
 Career: 16 vs. VT (1/28/10), at VT (2/13/10)
 ACC: 16 vs. VT (1/28/10), at VT (2/13/10)

3 PT FG MADE

Season: 1 on three occasions
 Career: 2 vs. Georgia Tech (3/13/08)
 ACC: 2 vs. Georgia Tech (3/13/08)

3 PT FG ATTEMPTS

Season: 2 at Virginia Tech (2/13/10)
 Career: 2 on three occasions
 ACC: 2 on three occasions

FT MADE

Season: 6 at Maryland (2/15/10)
 Career: 10 at Maryland (1/20/09)
 ACC: 10 at Maryland (1/20/09)

FT ATTEMPTS

Season: 7 at Maryland (2/15/10)
 Career: 10 at Maryland (1/20/09)
 ACC: 10 at Maryland (1/20/09)

ASSISTS

Season: 3 on five occasions
 Career: 4 at Syracuse (1/28/08)
 ACC: 3 on three occasions

TURNOVERS

Season: 4 vs. Stanford (11/24/09), vs. UNCW (1/18/10)
 Career: 4 on five occasions
 ACC: 4 vs. Maryland (3/7/09)

BLOCKS

Season: 2 vs. Longwood (11/13/09)
 Career: 3 vs. Duke (3/5/08), vs. Richmond (3/18/08)
 ACC: 3 vs. Duke (3/5/08)

STEALS

Season: 2 on three occasions
 Career: 3 on four occasions
 ACC: 3 vs. FSU (1/24/09), vs. Clemson (2/15/09)

MINUTES

Season: 40 vs. Virginia Tech (1/28/10)
 Career: 40 vs. Clemson (2/15/09), vs. VT (1/28/10)
 ACC: 40 vs. Clemson (2/15/09), vs. VT (1/28/10)

CAREER STATISTICS

Year	G-GS	Min-Avg.	FG-FGA	Pct.	3FG-3FGA	Pct.	FT-FTA	Pct.	Off-Def.	Reb-Avg.	PF-DQ	Ast	TO	Blk	Stl	Pts-Avg
2007-08	32-21	579-18.1	63-143	.441	4-10	.400	52-74	.703	67-101	168-5.3	69-1	15	25	12	20	182-5.7
ACC	16-14	310-19.4	30-77	.390	1-4	.250	20-33	.606	30-50	80-5.0	39-1	6	15	5	8	81-5.1
2008-09	28-19	774-27.6	111-204	.544	2-6	.333	63-85	.741	95-113	208-7.4	68-2	21	49	9	24	287-10.3
ACC	16-7	431-26.9	59-110	.536	2-2	1.000	39-52	.750	45-50	95-5.9	41-1	11	30	5	14	159-9.9
2009-10	26-24	700-26.9	132-261	.506	3-6	.500	43-57	.754	55-122	177-6.8	52-1	33	45	8	16	310-11.9
ACC	16-15	417-26.1	73-161	.453	3-6	.500	25-30	.833	33-62	95-5.9	26-0	18	27	4	11	174-10.9
CAREER	86-64	2053-23.9	306-608	.503	9-22	.409	158-216	.731	217-336	553-6.4	189-4	69	119	29	60	779-9.1
ACC	48-36	1158-24.1	162-348	.466	6-12	.500	84-115	.730	108-162	270-5.6	106-2	35	72	14	33	414-8.6



ASSANE SENE

#5

Sophomore • Center • 7-0 • 234 • Saint-Louis, Senegal • South Kent

2009-10 SEASON:

- Suspended for the first three games of the season (Longwood, at South Florida, Rider) for conduct detrimental to the team
- Made season debut vs. Oral Roberts and had a career-high eight points and seven rebounds
- Had two points, three rebounds and three blocks at Auburn
- Had four points and 11 rebounds vs. NJIT in his first start of the season
- Had eight points, eight rebounds and a career-high five blocks vs. Hampton
- Had two points and six rebounds vs. #20 Georgia Tech
- Had two points and four rebounds at Maryland
- Had two points and four rebounds at Miami
- Had two points, 10 rebounds and two blocks vs. #5 Duke

2009-10 GAME-BY-GAME:

Opponent	GP-GS	FG-FGA	3FG-3FGA	FT-FTA	Off-Def	Total	A	TO	Blk	Stl	PF	Min	Pts
Longwood	DNP												
at USF	DNP												
Rider	DNP												
Oral Roberts	1-0	3-5	0-0	2-4	2-5	7	0	0	1	0	5	13	8
vs. Stanford	2-0	1-3	0-0	0-2	0-3	3	0	0	0	0	1	13	2
vs. Cleveland St	3-0	0-2	0-0	0-0	1-0	1	0	0	0	0	0	6	0
Penn State	DNP												
at Auburn	4-0	1-1	0-0	0-0	1-2	3	0	1	3	0	3	20	2
NJIT	5-1	1-5	0-0	2-3	4-7	11	1	0	2	1	2	28	4
Hampton	6-2	3-6	0-0	2-2	2-6	8	1	2	5	1	3	25	8
UAB	7-3	0-1	0-0	1-2	2-0	2	0	0	2	0	0	7	1
UTPA	8-3	0-2	0-0	0-0	1-4	5	0	0	1	0	1	10	0
at NC State	DNP												
Georgia Tech	9-3	0-1	0-0	2-2	4-2	6	0	0	0	0	1	15	2
Miami	10-3	0-1	0-0	0-0	2-0	2	0	1	0	1	1	10	0
UNCW	11-3	1-1	0-0	0-0	0-2	2	0	0	0	0	1	12	2
at Wake	12-3	0-1	0-0	0-0	1-2	3	0	0	0	0	3	12	0
Virginia Tech	DNP												
at UNC	13-3	0-1	0-0	0-1	0-2	2	0	0	0	0	1	7	0
NC State	14-3	0-2	0-0	0-0	1-1	2	0	0	1	0	2	9	0
Wake	15-3	0-0	0-0	0-0	0-1	1	0	1	0	0	3	11	0
at Va Tech	16-3	0-0	0-0	0-0	1-2	3	0	2	1	0	2	8	0
at Maryland	17-3	0-0	0-0	2-2	0-4	4	1	1	1	0	3	15	2
Florida State	18-3	1-1	0-0	0-0	0-2	2	0	0	0	0	3	7	2
at Clemson	19-4	0-2	0-0	0-0	0-3	3	0	0	0	1	3	17	0
at Miami	20-4	1-1	0-0	0-0	2-2	4	0	1	0	0	4	11	2
Duke	21-4	1-4	0-0	0-0	1-9	10	1	2	2	0	2	27	2
at Boston Coll	22-5	1-1	0-0	0-0	0-1	1	0	1	0	0	2	17	2
Maryland	23-5	0-0	0-0	0-0	1-2	3	0	0	0	0	2	10	0

SINGLE GAME BESTS

POINTS

Season: 8 vs. ORU (11/21/09), vs. Hampton (12/23/09)
 Career: 8 vs. ORU (11/21/09), vs. Hampton (12/23/09)
 ACC: 6 at Virginia Tech (1/10/09)

REBOUNDS

Season: 11 vs. NJIT (12/21/09)
 Career: 13 vs. Boston College (2/4/09)
 ACC: 13 vs. Boston College (2/4/09)

FG MADE

Season: 3 vs. ORU (11/21/09), vs. Hampton (12/23/09)
 Career: 3 on five occasions
 ACC: 3 at Virginia Tech (1/10/09)

FG ATTEMPTS

Season: 6 vs. Hampton (12/23/09)
 Career: 8 vs. Xavier (1/3/09)
 ACC: 6 vs. Boston College (2/4/09)

3 PT FG MADE

Season: --
 Career: --
 ACC: --

3 PT FG ATTEMPTS

Season: --
 Career: --
 ACC: --

FT MADE

Season: 2 on five occasions
 Career: 2 on seven occasions
 ACC: 2 vs. GT (1/13/10), at Md. (2/15/10)

FT ATTEMPTS

Season: 4 vs. Oral Roberts (11/21/09)
 Career: 4 vs. Brown (1/6/09), vs. ORU (11/21/09)
 ACC: 3 at Duke (2/1/09)

ASSISTS

Season: 1 on four occasions
 Career: 2 vs. Auburn (12/20/08)
 ACC: 1 at Md (2/15/10), vs. Duke (2/28/10)

TURNOVERS

Season: 2 on three occasions
 Career: 2 on eight occasions
 ACC: 2 on five occasions

BLOCKS

Season: 5 vs. Hampton (12/23/09)
 Career: 5 vs. Hampton (12/23/09)
 ACC: 4 at Virginia Tech (1/10/09)

STEALS

Season: 1 on four occasions
 Career: 1 on four occasions
 ACC: 1 vs. Miami (1/16/10), at Clemson (2/20/10)

MINUTES

Season: 28 vs. NJIT (12/21/09)
 Career: 33 vs. Xavier (1/3/09)
 ACC: 28 vs. Boston College (2/4/09)

CAREER STATISTICS

Year	G-GS	Min-Avg.	FG-FGA	Pct.	3FG-3FGA	Pct.	FT-FTA	Pct.	Off-Def.	Reb-Avg.	PF-DQ	Ast	TO	Blk	Stl	Pts-Avg
2008-09	22-16	381-17.3	25-65	.385	0-0	.000	6-21	.286	36-65	101-4.6	61-2	6	18	35	0	56-2.5
ACC	14-12	245-17.5	15-42	.357	0-0	.000	1-8	.125	24-36	60-4.3	35-1	0	12	20	0	31-2.2
2009-10	23-5	310-13.5	14-41	.341	0-0	.000	11-18	.611	26-62	88-3.8	48-1	4	12	19	4	39-1.7
ACC	14-2	176-12.6	4-15	.267	0-0	.000	4-5	.800	13-33	46-3.3	32-0	2	9	5	2	12-0.9
CAREER	45-21	691-15.4	39-106	.368	0-0	.000	17-39	.436	62-127	189-4.2	109-3	10	30	54	4	95-2.1
ACC	28-14	421-15.0	19-57	.333	0-0	.000	5-13	.385	37-69	106-3.8	67-1	2	21	25	2	43-1.5



WILL SHERRILL

#22

Junior • Forward • 6-9 • 217 • New York, N.Y. • Phillips Academy Andover

2009-10 SEASON:

- Named to the 2009-10 ACC All-Academic Team
- Made season debut at USF and had two points (2-2 FT) and one rebound
- Had two points and set a career high with six rebounds vs. Rider
- Had three points and three rebounds vs. Oral Roberts
- Set career highs with 18 points, seven FGs, four 3FGs, two assists and three steals, and tied a career high with six rebounds vs. Cleveland State in Cancun
- Made his first career start at Auburn and had three points and four rebounds
- Had eight points, four rebounds and two assists vs. NJIT
- Had nine points, four rebounds and two assists vs. Hampton
- Had four points and four rebounds vs. UTPA
- Had two points and four rebounds at NC State in first career ACC start
- Had five points along with four rebounds at Wake
- Had two points and four rebounds at North Carolina
- Had three points and an ACC career-high five rebounds vs. NC State at JPJA
- Had seven points vs. Wake Forest at JPJA
- Had three points and three rebounds at Virginia Tech
- Had an ACC career-high nine points vs. #22 Maryland at JPJA

2009-10 GAME-BY-GAME:

Opponent	GP-GS	FG-FGA	3FG-3FGA	FT-FTA	Off-Def	Total	A	TO	Blk	Stl	PF	Min	Pts
Longwood	DNP												
at USF	1-0	0-0	0-0	2-2	0-1	1	0	0	0	0	0	4	2
Rider	2-0	1-4	0-0	0-0	2-4	6	1	2	0	1	1	16	2
Oral Roberts	3-0	1-1	1-1	0-0	1-2	3	0	0	0	0	4	11	3
vs. Stanford	4-0	0-2	0-1	0-0	1-0	1	0	0	1	1	1	9	0
vs. Cleveland St	5-0	7-9	4-5	0-0	2-4	6	2	0	1	3	3	24	18
Penn State	6-0	0-2	0-2	0-0	0-4	4	1	0	0	0	2	20	0
at Auburn	7-1	1-6	0-4	1-2	2-2	4	1	1	0	0	3	25	3
NJIT	8-2	3-6	2-4	0-0	2-2	4	2	1	0	0	0	22	8
Hampton	9-3	4-8	1-4	0-0	2-2	4	2	1	0	1	1	26	9
UAB	10-4	0-0	0-0	0-0	1-4	5	0	1	0	0	3	24	0
UTPA	11-5	1-1	1-1	1-2	4-0	4	1	1	0	0	3	18	4
at NC State	12-6	1-5	0-0	0-0	2-2	4	0	0	1	1	0	20	2
Georgia Tech	13-6	1-1	0-0	0-2	0-1	1	0	0	0	0	3	11	2
Miami	14-6	0-2	0-2	0-0	0-2	2	0	0	0	2	2	9	0
UNCW	15-6	1-1	1-1	0-0	0-0	0	0	0	0	1	0	14	3
at Wake	16-6	2-9	1-5	0-0	3-1	4	0	1	0	2	3	17	5
Virginia Tech	17-6	0-0	0-0	0-0	3-1	4	0	1	0	2	5	15	0
at UNC	18-6	1-2	0-1	0-0	1-3	4	1	0	0	0	3	17	2
NC State	19-6	1-2	1-2	0-0	2-3	5	0	1	0	1	4	23	3
Wake	20-6	3-7	1-3	0-0	2-1	3	0	1	0	0	4	25	7
at Va Tech	21-6	1-4	1-3	0-0	0-3	3	1	0	0	0	4	13	3
at Maryland	22-6	1-5	0-4	0-0	2-1	3	0	2	0	0	3	19	2
Florida State	23-6	0-2	0-2	0-0	2-1	3	0	3	1	0	0	13	0
at Clemson	24-6	0-2	0-2	0-0	0-1	1	0	2	0	1	0	9	0
at Miami	25-6	0-1	0-0	0-0	0-0	0	0	0	0	0	2	2	0
Duke	26-6	0-0	0-0	0-0	1-1	2	2	0	0	0	2	7	0
at Boston Coll	27-6	1-3	0-2	0-0	2-1	3	0	0	0	0	0	9	2
Maryland	28-6	4-5	1-2	0-0	1-1	2	1	1	0	0	1	23	9

SINGLE GAME BESTS

POINTS

Season: 18 vs. Cleveland State (11/25/09)
 Career: 18 vs. Cleveland State (11/25/09)
 ACC: 9 vs. Maryland (3/6/10)

REBOUNDS

Season: 6 vs. Rider (11/19/09), vs. Cleveland St (11/25/09)
 Career: 6 vs. Rider (11/19/09), vs. Cleveland St (11/25/09)
 ACC: 5 vs. NC State (2/3/10)

FG MADE

Season: 7 vs. Cleveland State (11/25/09)
 Career: 7 vs. Cleveland State (11/25/09)
 ACC: 4 vs. Maryland (3/6/10)

FG ATTEMPTS

Season: 9 vs. Cleveland St (11/25/09), at Wake (1/23/10)
 Career: 9 vs. Cleveland St (11/25/09), at Wake (1/23/10)
 ACC: 9 at Wake Forest (1/23/10)

3 PT FG MADE

Season: 4 vs. Cleveland State (11/25/09)
 Career: 4 vs. Cleveland State (11/25/09)
 ACC: 1 on five occasions

3 PT FG ATTEMPTS

Season: 5 vs. Cleveland St (11/25/09), at Wake (1/23/10)
 Career: 5 vs. Cleveland St (11/25/09), at Wake (1/23/10)
 ACC: 5 at Wake Forest (1/23/10)

FT MADE

Season: 2 at USF (11/16/09)
 Career: 2 at USF (11/16/09)
 ACC: 1 at Clemson (3/3/09)

FT ATTEMPTS

Season: 2 on four occasions
 Career: 2 on five occasions
 ACC: 2 at Clemson (3/3/09), vs. GT (1/13/10)

ASSISTS

Season: 2 on four occasions
 Career: 2 on four occasions
 ACC: 2 vs. Duke (2/28/10)

TURNOVERS

Season: 3 vs. Florida State (2/17/10)
 Career: 3 vs. Florida State (2/17/10)
 ACC: 3 vs. Florida State (2/17/10)

BLOCKS

Season: 1 on four occasions
 Career: 1 on four occasions
 ACC: 1 at NCSU (1/9/10), vs. FSU (2/17/10)

STEALS

Season: 3 vs. Cleveland State (11/25/09)
 Career: 3 vs. Cleveland State (11/25/09)
 ACC: 2 on three occasions

MINUTES

Season: 26 vs. Hampton (12/23/09)
 Career: 26 vs. Hampton (12/23/09)
 ACC: 25 vs. Wake Forest (2/6/10)

CAREER STATISTICS

Year	G-GS	Min-Avg.	FG-FGA	Pct.	3FG-3FGA	Pct.	FT-FTA	Pct.	Off-Def.	Reb-Avg.	PF-DQ	Ast	TO	Blk	Stl	Pts-Avg
2007-08	7-0	12-1.7	3-3	1.000	1-1	1.000	0-0	.000	1-2	3-0.4	3-0	1	0	0	1	7-1.0
ACC	1-0	1-1.0	0-0	.000	0-0	.000	0-0	.000	0-0	0-0.0	0-0	0	0	0	0	0-0.0
2008-09	10-0	19-1.9	0-3	.000	0-1	.000	1-2	.500	2-1	3-0.3	2-0	1	2	0	0	1-0.1
ACC	5-0	5-1.0	0-1	.000	0-1	.000	1-2	.500	0-0	0-0.0	1-0	0	0	0	0	1-0.2
2009-10	28-6	445-15.9	35-90	.389	15-51	.294	4-8	.500	38-48	86-3.1	57-1	15	19	4	16	89-3.2
ACC	16-1	232-14.5	16-50	.320	5-28	.179	0-2	.000	21-23	44-2.8	36-1	5	12	2	9	37-2.3
CAREER	45-6	476-10.6	38-96	.396	16-53	.302	5-10	.500	41-51	92-2.0	62-1	17	21	4	17	97-2.2
ACC	22-1	238-10.8	16-51	.314	5-29	.172	1-4	.250	21-23	44-2.0	37-1	5	12	2	9	38-1.7



TRISTAN SPURLOCK

#24

Fr. • G/F • 6-8 • 217 • Woodbridge, Va. • Word of Life Christian Academy

2009-10 SEASON:

- Made collegiate debut vs. Longwood
- Scored first collegiate point at USF
- Had three points and two rebounds vs. Rider
- Had six points vs. NJIT
- Had five points and two rebounds vs. Hampton
- Had four points at Maryland
- Had five points vs. Florida State
- Had five points, two rebounds and two steals vs. #5 Duke

SINGLE GAME BESTS

POINTS

Season: 6 vs. NJIT (12/21/09)
 Career: 6 vs. NJIT (12/21/09)
 ACC: 5 vs. Florida State (2/17/10)

REBOUNDS

Season: 2 on three occasions
 Career: 2 on three occasions
 ACC: 2 vs. Duke (2/28/10)

FG MADE

Season: 3 vs. NJIT (12/21/09)
 Career: 3 vs. NJIT (12/21/09)
 ACC: 2 vs. Florida State (2/17/10)

FG ATTEMPTS

Season: 5 on three occasions
 Career: 5 on three occasions
 ACC: 5 vs. FSU (2/17/10), vs. Duke (2/28/10)

3 PT FG MADE

Season: 1 vs. Rider (11/19/09), vs. Hampton (12/23/09)
 Career: 1 vs. Rider (11/19/09), vs. Hampton (12/23/09)
 ACC: --

3 PT FG ATTEMPTS

Season: 3 vs. Rider (11/19/09)
 Career: 3 vs. Rider (11/19/09)
 ACC: 2 vs. Florida State (2/17/10)

FT MADE

Season: 2 at Maryland (2/15/10)
 Career: 2 at Maryland (2/15/10)
 ACC: 2 at Maryland (2/15/10)

FT ATTEMPTS

Season: 2 at USF (11/16/09), at Md. (2/15/10)
 Career: 2 at USF (11/16/09), at Md. (2/15/10)
 ACC: 2 at Maryland (2/15/10)

ASSISTS

Season: 1 vs. Hampton (12/23/09)
 Career: 1 vs. Hampton (12/23/09)
 ACC: --

TURNOVERS

Season: 2 at USF (11/16/09)
 Career: 2 at USF (11/16/09)
 ACC: 1 on three occasions

BLOCKS

Season: 1 vs. Florida State (2/17/10)
 Career: 1 vs. Florida State (2/17/10)
 ACC: 1 vs. Florida State (2/17/10)

STEALS

Season: 2 vs. Duke (2/28/10)
 Career: 2 vs. Duke (2/28/10)
 ACC: 2 vs. Duke (2/28/10)

MINUTES

Season: 9 at USF (11/16/09), vs. Hampton (12/23/09)
 Career: 9 at USF (11/16/09), vs. Hampton (12/23/09)
 ACC: 7 at Clemson (2/20/10)

2009-10 GAME-BY-GAME:

Opponent	GP-GS	FG-FGA	3FG-3FGA	FT-FTA	Off-Def	Total	A	TO	Blk	Stl	PF	Min	Pts
Longwood	1-0	0-1	0-0	0-0	0-0	0	0	0	0	0	1	3	0
at USF	2-0	0-0	0-0	1-2	1-0	1	0	2	0	0	0	9	1
Rider	3-0	1-4	1-3	0-0	0-2	2	0	0	0	0	2	8	3
Oral Roberts	4-0	1-1	0-0	0-0	0-0	0	0	0	0	0	0	1	2
vs. Stanford	DNP												
vs. Cleveland St	DNP												
Penn State	DNP												
at Auburn	DNP												
NJIT	5-0	3-5	0-2	0-0	0-1	1	0	0	0	1	0	5	6
Hampton	6-0	2-5	1-2	0-1	1-1	2	1	1	0	1	0	9	5
UAB	DNP												
UTPA	7-0	0-0	0-0	0-0	0-1	1	0	0	0	0	0	1	0
at NC State	DNP												
Georgia Tech	DNP												
Miami	8-0	0-0	0-0	0-0	0-0	0	0	0	0	0	1	1	0
UNCW	DNP												
at Wake	DNP												
Virginia Tech	DNP												
at UNC	9-0	0-0	0-0	0-0	0-0	0	0	0	0	0	0	1	0
NC State	DNP												
Wake	DNP												
at Va Tech	DNP												
at Maryland	10-0	1-2	0-1	2-2	1-0	1	0	1	0	1	0	5	4
Florida State	11-0	2-5	0-2	1-1	0-0	0	0	0	1	1	0	5	5
at Clemson	12-0	0-1	0-1	0-0	0-0	0	0	1	0	0	0	7	0
at Miami	DNP												
Duke	13-0	2-4	0-1	1-1	0-2	2	0	1	0	2	0	5	5
at Boston Coll	DNP												
Maryland	DNP												

CAREER STATISTICS

Year	G-GS	Min-Avg.	FG-FGA	Pct.	3FG-3FGA	Pct.	FT-FTA	Pct.	Off-Def.	Reb-Avg.	PF-DQ	Ast	TO	Blk	Stl	Pts-Avg
2009-10	13-0	60-4.6	12-28	.429	2-12	.167	5-7	.714	3-7	10-0.8	4-0	1	6	1	6	31-2.4
ACC	6-0	24-4.0	5-12	.417	0-5	.000	4-4	1.000	1-2	3-0.5	1-0	0	3	1	4	14-2.3
CAREER	13-0	60-4.6	12-28	.429	2-12	.167	5-7	.714	3-7	10-0.8	4-0	1	6	1	6	31-2.4
ACC	6-0	24-4.0	5-12	.417	0-5	.000	4-4	1.000	1-2	3-0.5	1-0	0	3	1	4	14-2.3



SOLOMON TAT

#45

Sr. • G/F • 6-5 • 217 • Jos Plateau, Nigeria • Community Christian School

2009-10 SEASON:

- Team Tri-Captain
- Made season debut at USF
- Had four points and four rebounds vs. Rider
- Had one point and two rebounds vs. NJIT
- Had four points vs. Hampton
- Had one point vs. #23 Miami at JPJA
- Had two points at Miami
- Had three points vs. #5 Duke
- Had a season-high five points at Boston College
- Made his first start of the season vs. #22 Maryland on Senior Day at JPJA

SINGLE GAME BESTS

POINTS

Season: 5 at Boston College (3/3/10)
 Career: 12 at Xavier (1/3/08)
 ACC: 8 at Virginia Tech (2/10/07)

REBOUNDS

Season: 4 vs. Rider (1/19/10)
 Career: 6 at Virginia Tech (2/10/07)
 ACC: 6 at Virginia Tech (2/10/07)

FG MADE

Season: 2 vs. Rider (11/19/09), vs. Hampton (12/23/09)
 Career: 3 at Virginia Tech (2/10/07), at Xavier (1/3/08)
 ACC: 3 at Virginia Tech (2/10/07)

FG ATTEMPTS

Season: 3 vs. Rider (11/19/09), at BC (3/3/10)
 Career: 9 at Virginia Tech (2/10/07)
 ACC: 9 at Virginia Tech (2/10/07)

3 PT FG MADE

Season: --
 Career: --
 ACC: --

3 PT FG ATTEMPTS

Season: --
 Career: 1 on five occasions
 ACC: 1 on three occasions

FT MADE

Season: 3 at Boston College (3/3/10)
 Career: 6 at Xavier (1/3/08)
 ACC: 3 at Boston College (3/3/10)

FT ATTEMPTS

Season: 4 at Boston College (3/3/10)
 Career: 9 at Xavier (1/3/08)
 ACC: 4 at Boston College (3/3/10)

ASSISTS

Season: --
 Career: 5 vs. Gonzaga (1/3/07)
 ACC: 2 at Clemson (1/28/07), at Wake (3/3/07)

TURNOVERS

Season: 1 on four occasions
 Career: 2 on eight occasions
 ACC: 2 on six occasions

BLOCKS

Season: --
 Career: 1 vs. Longwood (2/13/07)
 ACC: --

STEALS

Season: 1 at UNC (1/31/10), at BC (3/3/10)
 Career: 2 vs. Stanford (1/7/07), vs. Md. (1/16/07)
 ACC: 2 vs. Maryland (1/16/07)

MINUTES


Season: 11 at Boston College (3/3/10)
 Career: 23 at Virginia Tech (2/10/07)
 ACC: 23 at Virginia Tech (2/10/07)

2009-10 GAME-BY-GAME:

Opponent	GP-GS	FG-FGA	3FG-3FGA	FT-FTA	Off-Def	Total	A	TO	Blk	Stl	PF	Min	Pts
Longwood	DNP												
at USF	1-0	0-0	0-0	0-0	0-0	0	0	0	0	0	0	2	0
Rider	2-0	2-3	0-0	0-1	1-3	4	0	0	0	0	0	4	4
Oral Roberts	3-0	0-0	0-0	0-0	0-0	0	0	0	0	0	0	1	0
vs. Stanford	DNP												
vs. Cleveland St	DNP												
Penn State	DNP												
at Auburn	DNP												
NJIT	4-0	0-0	0-0	1-2	1-1	2	0	1	0	0	1	5	1
Hampton	5-0	2-2	0-0	0-0	0-1	1	0	1	0	0	0	3	4
UAB	DNP												
UTPA	6-0	0-0	0-0	0-0	0-0	0	0	0	0	0	0	1	0
at NC State	DNP												
Georgia Tech	DNP												
Miami	7-0	0-0	0-0	1-2	0-0	0	0	0	0	0	1	1	1
UNCW	DNP												
at Wake	8-0	0-0	0-0	0-0	0-0	0	0	0	0	0	0	2	0
Virginia Tech	DNP												
at UNC	9-0	0-0	0-0	0-2	0-0	0	0	0	0	1	0	1	0
NC State	DNP												
Wake	DNP												
at Va Tech	DNP												
at Maryland	DNP												
Florida State	DNP												
at Clemson	DNP												
at Miami	10-0	1-1	0-0	0-0	1-0	1	0	0	0	0	0	6	2
Duke	11-0	1-1	0-0	1-1	0-0	0	0	1	0	0	1	3	3
at Boston Coll	12-0	1-3	0-0	3-4	1-0	1	0	1	0	1	4	11	5
Maryland	13-1	0-0	0-0	0-0	0-0	0	0	1	0	0	2	3	0

CAREER STATISTICS

Year	G-GS	Min-Avg.	FG-FGA	Pct.	3FG-3FGA	Pct.	FT-FTA	Pct.	Off-Def.	Reb-Avg.	PF-DQ	Ast	TO	Blk	Stl	Pts-Avg
2006-07	20-0	165-8.3	14-40	.350	0-3	.000	12-19	.632	7-25	32-1.6	24-0	13	8	1	8	40-2.0
ACC	13-0	107-8.2	8-25	.320	0-1	.000	5-5	1.000	5-16	21-1.6	17-0	6	4	0	5	21-1.6
2007-08	15-0	100-6.7	11-24	.458	0-2	.000	13-17	.765	4-16	20-1.3	6-0	5	6	0	3	35-2.3
ACC	9-0	68-7.6	7-15	.467	0-2	.000	5-6	.833	1-12	13-1.4	4-0	3	4	0	3	19-2.1
2008-09	17-8	119-7.0	4-15	.267	0-0	.000	3-4	.750	6-10	16-0.9	17-1	5	10	0	3	11-0.6
ACC	12-8	101-8.4	3-14	.214	0-0	.000	1-2	.500	6-7	13-1.1	13-1	3	9	0	2	7-0.6
2009-10	13-1	43-3.3	7-10	.700	0-0	.000	6-12	.500	4-5	9-0.7	9-0	0	5	0	2	20-1.5
ACC	7-1	27-3.9	3-5	.600	0-0	.000	5-9	.556	2-0	2-0.3	8-0	0	3	0	2	11-1.6
CAREER	65-9	427-6.6	36-89	.404	0-5	.000	34-52	.654	21-56	77-1.2	56-1	23	29	1	16	106-1.6
ACC	41-9	303-7.4	21-59	.356	0-3	.000	16-22	.727	14-35	49-1.2	42-1	12	20	0	12	58-1.4



SAMMY ZEGLINSKI

#13

So. • G • 6-0 • 182 • Philadelphia, Pa. • The William Penn Charter School

2009-10 SEASON:

- Had 14 points and six rebounds vs. Longwood
- Had 12 points vs. Rider
- Had 13 points vs. Oral Roberts
- Had 10 points and four assists vs. Cleveland State in Cancun
- Had 16 points vs. Penn State
- Had 18 points and four assists at Auburn
- Had eight points, four rebounds and a career-high two blocks vs. NJIT
- Had 13 points vs. Hampton
- Had nine points and two steals vs. #24 UAB
- Had 13 points, and season-high totals of six assists and four steals vs. UTPA
- Had 10 points and a career-high eight rebounds at NC State
- Had 10 points vs. #20 Georgia Tech
- Had 10 points, seven rebounds and six assists vs. #23 Miami
- Had 10 points, tied a career high with eight rebounds and had five assists vs. UNC Wilmington
- Scored nine points vs. Virginia Tech at JPJA, including a 3-pointer with 1.3 seconds remaining to send the game into overtime
- Had a season-high and ACC career-high 19 points at North Carolina
- Had 11 points and tied a career high with eight rebounds at Clemson
- Had 14 points and six rebounds vs. #22 Maryland at JPJA
- Has made more 3-pointers (56) this season than his team-leading total (33) last season

2009-10 GAME-BY-GAME:

Opponent	GP-GS	FG-FGA	3FG-3FGA	FT-FTA	Off-Def	Total	A	TO	Blk	Stl	PF	Min	Pts
Longwood	1-1	5-10	4-7	0-2	0-6	6	4	5	0	1	3	37	14
at USF	2-2	1-4	0-1	0-0	0-0	0	2	2	1	2	4	24	2
Rider	3-3	4-5	2-2	2-4	0-4	4	2	1	0	1	1	25	12
Oral Roberts	4-4	4-7	3-6	2-2	1-2	3	1	0	0	0	2	23	13
vs. Stanford	5-5	1-5	0-2	0-0	0-6	6	3	1	0	1	4	33	2
vs. Cleveland St	6-6	4-7	2-5	0-0	0-3	3	4	3	0	2	1	38	10
Penn State	7-7	5-14	4-9	2-2	0-1	1	2	3	1	2	3	29	16
at Auburn	8-8	5-11	5-9	3-3	0-5	5	4	1	0	1	3	34	18
NJIT	9-9	3-5	2-4	0-0	2-2	4	0	1	2	0	2	23	8
Hampton	10-10	4-9	3-8	2-2	0-1	1	2	0	1	2	0	21	13
UAB	11-11	3-6	2-4	1-1	0-1	1	0	5	0	2	3	26	9
UTPA	12-12	5-7	3-4	0-0	0-2	2	6	2	0	4	1	29	13
at NC State	13-13	2-4	2-2	4-4	1-7	8	3	1	0	0	2	36	10
Georgia Tech	14-14	4-9	2-5	0-0	0-3	3	1	1	0	1	1	27	10
Miami	15-15	3-8	2-6	2-2	0-7	7	6	0	0	1	2	26	10
UNCW	16-16	4-10	2-4	0-0	1-7	8	5	3	0	2	1	30	10
at Wake	17-17	0-5	0-3	1-3	1-1	2	2	2	0	0	2	28	1
Virginia Tech	18-18	2-7	2-7	3-4	1-4	5	4	4	2	0	3	40	9
at UNC	19-19	5-9	5-8	4-4	0-2	2	4	3	0	4	2	27	19
NC State	20-20	3-12	2-8	0-0	0-4	4	2	0	0	3	1	31	8
Wake	21-21	1-6	1-5	0-0	0-4	4	3	2	0	0	3	25	3
at Va Tech	22-22	2-9	0-4	0-0	2-3	5	2	2	0	0	0	30	4
at Maryland	23-23	0-4	0-2	0-0	0-0	0	1	1	0	0	2	23	0
Florida State	24-23	2-7	1-5	0-0	0-4	4	2	2	1	1	1	19	5
at Clemson	25-24	5-12	1-5	0-0	0-8	8	2	2	0	1	2	35	11
at Miami	26-25	2-10	1-6	0-0	0-3	3	3	0	0	2	3	36	5
Duke	27-26	2-9	1-6	1-1	0-3	3	2	1	0	0	2	33	6
at Boston Coll	28-27	0-6	0-3	0-0	1-2	3	1	1	0	0	0	15	0
Maryland	29-27	5-11	4-8	0-0	0-6	6	3	1	0	1	4	30	14

SINGLE GAME BESTS

POINTS

Season: 19 at North Carolina (1/31/10)
 Career: 24 vs. Liberty (11/25/08)
 ACC: 19 at North Carolina (1/31/10)

REBOUNDS

Season: 8 on three occasions
 Career: 8 on three occasions
 ACC: 8 at NCSU (1/9/10), at Clemson (2/20/10)

FG MADE

Season: 5 on seven occasions
 Career: 8 vs. Liberty (11/25/08)
 ACC: 6 vs. Clemson (2/15/09)

FG ATTEMPTS

Season: 14 vs. Penn State (11/30/09)
 Career: 14 vs. Auburn (12/20/08), vs. Penn St (11/30/09)
 ACC: 12 vs. NCSU (2/3/10), at Clem (2/20/10)

3 PT FG MADE

Season: 5 at Auburn (12/7/09), at UNC (1/31/10)
 Career: 6 vs. Liberty (11/25/08)
 ACC: 5 at North Carolina (1/31/10)

3 PT FG ATTEMPTS

Season: 9 vs. Penn St (11/30/09), at Auburn (12/7/09)
 Career: 10 vs. Liberty (11/25/08)
 ACC: 9 at Georgia Tech (12/28/08)

FT MADE

Season: 4 at NC State (1/9/10), at UNC (1/31/10)
 Career: 4 on four occasions
 ACC: 4 on three occasions

FT ATTEMPTS

Season: 4 on four occasions
 Career: 8 vs. Florida State (1/24/09)
 ACC: 8 vs. Florida State (1/24/09)

ASSISTS

Season: 6 vs. UTPA (1/5/10), Miami (1/16/10)
 Career: 8 at Virginia Tech (1/10/09)
 ACC: 8 at Virginia Tech (1/10/09)

TURNOVERS

Season: 5 vs. Longwood (11/13/09), vs. UAB (12/30/09)
 Career: 6 vs. Clemson (2/15/09)
 ACC: 6 vs. Clemson (2/15/09)

BLOCKS

Season: 2 vs. NJIT (12/21/09), vs. VT (1/28/10)
 Career: 2 vs. NJIT (12/21/09), vs. VT (1/28/10)
 ACC: 2 vs. Virginia Tech (1/28/10)

STEALS

Season: 4 vs. UTPA (1/5/10), at UNC (1/31/10)
 Career: 5 vs. Florida State (1/24/09)
 ACC: 5 vs. Florida State (1/24/09)

MINUTES

Season: 40 vs. Virginia Tech (1/28/10)
 Career: 40 vs. Virginia Tech (1/28/10)
 ACC: 40 vs. Virginia Tech (1/28/10)

CAREER STATISTICS

Year	G-GS	Min-Avg.	FG-FGA	Pct.	3FG-3FGA	Pct.	FT-FTA	Pct.	Off-Def.	Reb-Avg.	PF-DQ	Ast	TO	Blk	Stl	Pts-Avg
2007-08	8-0	62-7.8	3-12	.250	1-7	.143	0-2	.000	3-6	9-1.1	8-0	15	9	1	3	7-0.9
ACC	0-0															
2008-09	28-15	669-23.9	82-213	.385	33-105	.314	20-35	.571	9-57	66-2.4	68-2	84	70	2	36	217-7.8
ACC	16-7	362-22.6	32-101	.317	12-56	.214	6-16	.375	6-27	33-2.1	33-0	44	37	0	18	82-5.1
2009-10	29-27	833-28.7	86-228	.377	56-148	.378	27-34	.794	10-101	111-3.8	58-0	76	50	8	34	255-8.8
ACC	16-14	461-28.8	38-128	.297	24-83	.289	15-18	.833	6-61	67-4.2	30-0	41	23	3	14	115-7.2
CAREER	65-42	1564-24.1	171-453	.377	90-260	.346	47-71	.662	22-164	186-2.9	134-2	175	129	11	73	479-7.4
ACC	32-21	823-25.7	70-229	.306	36-139	.259	21-34	.618	12-88	100-3.1	63-0	85	60	3	32	197-6.2

VIRGINIA 85 November 13, 2009
LONGWOOD 72 John Paul Jones Arena • Charlottesville, Va.

LONGWOOD (0-1)

Player	FG	3FG	FT	O-D	Reb	PF	Pts	A	TO	Blk	Stl	Min
Robinson (F)	6-8	0-0	1-2	1-4	5	3	13	1	0	0	3	20
Smith (F)	2-10	0-3	1-3	0-5	5	3	5	1	4	0	0	30
Dawson (G)	4-7	2-3	0-0	0-3	3	3	10	5	0	0	1	31
Mitchell (G)	1-5	1-3	0-0	0-1	1	4	3	2	1	1	0	26
Swecker (G)	4-11	2-5	0-0	0-0	0	2	10	0	0	0	2	29
Carter	8-10	0-0	2-3	0-1	1	3	18	0	2	0	3	24
Washington	4-9	3-7	0-0	0-1	1	0	11	3	3	0	0	24
Gee	0-0	0-0	2-2	1-2	3	0	2	0	0	0	0	10
Persaud	0-0	0-0	0-0	0-0	0	0	0	0	1	0	0	2
van der Kooij	0-1	0-1	0-0	0-0	0	1	0	0	0	0	0	4
				1-1	2							
TOTALS	29-61	8-22	6-10	3-18	21	19	72	12	11	1	9	200
	<i>.475</i>	<i>.364</i>	<i>.600</i>									

VIRGINIA (1-0)

Player	FG	3FG	FT	O-D	Reb	PF	Pts	A	TO	Blk	Stl	Min
Scott (F)	5-8	0-0	2-2	3-10	13	3	12	0	1	2	1	31
Farrakhan (G)	5-8	1-4	6-6	0-5	5	2	17	4	3	0	1	31
Zeglinski (G)	5-10	4-7	0-2	0-6	6	3	14	4	5	0	1	37
Landesberg (G)	8-13	1-1	6-8	1-5	6	2	23	4	3	0	1	34
Jones (G)	3-6	0-2	4-4	0-1	1	0	10	1	1	0	1	24
Evans	2-2	0-0	0-0	0-2	2	3	4	1	3	0	1	20
Spurlock	0-1	0-0	0-0	0-0	0	1	0	0	0	0	0	3
Meynsse	2-2	0-0	1-2	1-1	2	0	5	0	0	0	0	20
				0-1	1							
TOTALS	30-50	6-14	19-24	5-31	36	14	85	14	16	2	6	200
	<i>.600</i>	<i>.429</i>	<i>.792</i>									

LONGWOOD	27	45	72
VIRGINIA	49	36	85

Officials: Freddie Williams, Jose Carrion, Tim Comer
 Technicals: none
 Attendance: 10,787

USF 66 November 16, 2009
VIRGINIA 49 The Sun Dome • Tampa, Fla.

VIRGINIA (1-1)

Player	FG	3FG	FT	O-D	Reb	PF	Pts	A	TO	Blk	Stl	Min
Scott (F)	4-9	0-0	1-2	1-4	5	5	9	0	0	0	0	16
Farrakhan (G)	1-9	0-2	1-1	0-1	1	1	3	2	1	0	0	29
Zeglinski (G)	1-4	0-1	0-0	0-0	0	4	2	2	2	1	2	24
Landesberg (G)	5-14	0-1	4-4	1-1	2	1	14	2	0	0	0	33
Jones (G)	3-10	1-7	0-0	1-4	5	0	7	0	0	0	1	28
Evans	1-1	0-0	0-0	0-0	0	1	2	0	4	0	1	13
Baker	2-4	1-1	0-0	1-1	2	2	5	1	0	0	0	15
Sherrill	0-0	0-0	2-2	0-1	1	0	2	0	0	0	0	4
Spurlock	0-0	0-0	1-2	1-0	1	0	1	0	2	0	0	9
Tat	0-0	0-0	0-0	0-0	0	0	0	0	0	0	0	2
Meynsse	0-1	0-0	4-6	2-2	4	3	4	0	0	0	1	27
				2-1	3							
TOTALS	17-52	2-12	13-17	9-15	24	17	49	7	9	1	5	200
	<i>.327</i>	<i>.167</i>	<i>.765</i>									

USF (2-0)

Player	FG	3FG	FT	O-D	Reb	PF	Pts	A	TO	Blk	Stl	Min
Gilchrist (F)	5-9	1-1	7-7	3-5	8	4	18	3	6	3	0	34
Famous (F)	4-4	0-0	4-7	1-7	8	4	12	2	1	1	0	30
Howard (G)	1-4	0-1	0-0	2-1	3	2	2	1	2	0	0	30
Jones (G)	10-18	1-4	1-1	1-6	7	3	22	4	1	0	4	38
Mercer (G)	1-3	0-1	1-2	0-4	4	0	3	0	2	0	0	23
Dumars	0-1	0-1	0-0	0-0	0	1	0	0	0	0	0	1
Leemow	3-4	3-3	0-1	0-2	2	0	9	1	0	0	1	28
Kardok	0-0	0-0	0-0	0-0	0	0	0	0	0	0	0	1
Noriega	0-0	0-0	0-0	0-0	0	0	0	0	0	0	0	2
Burwell	0-1	0-0	0-0	0-0	0	0	0	0	0	0	0	1
Fitzpatrick	0-1	0-0	0-0	0-1	1	3	0	0	1	0	1	12
				1-1	2							
TOTALS	24-45	5-11	13-18	8-27	35	17	66	11	14	4	6	200
	<i>.533</i>	<i>.455</i>	<i>.722</i>									

VIRGINIA	27	22	49
USF	31	35	66

Officials: Mike Stuart, Earl Walton, James Breeding
 Technicals: none
 Attendance: 4,193

VIRGINIA 79 November 19, 2009
RIDER 46 John Paul Jones Arena • Charlottesville, Va.

RIDER (2-1)

Player	FG	3FG	FT	O-D	Reb	PF	Pts	A	TO	Blk	Stl	Min
Ringgold (F)	4-12	0-0	0-2	1-1	2	3	8	1	2	2	0	34
Gadson (F)	1-4	1-2	0-0	1-3	4	3	3	1	2	1	0	17
Jackson (F)	1-1	0-0	0-0	0-1	1	1	2	0	1	0	0	11
R. Thompson (G)	3-7	1-4	2-6	0-0	0	2	9	1	3	1	1	30
Robinson (G)	2-6	1-4	0-0	0-2	2	3	5	2	2	0	1	25
Youngblood	2-6	1-3	0-0	0-2	2	2	5	2	2	0	0	22
Johnson	0-0	0-0	1-2	0-0	0	0	1	0	0	0	0	5
J. Thompson	0-3	0-2	0-0	0-2	2	1	0	3	0	1	0	19
Mansell	1-3	1-3	0-0	0-0	0	0	3	0	0	0	0	13
Nd-Ezuma	0-2	0-0	0-0	1-1	2	0	0	0	0	0	1	1
Penn	3-7	2-5	2-2	2-5	7	1	10	0	2	0	0	21
Myers	0-0	0-0	0-0	0-0	0	0	0	0	0	0	0	2
				2-3	5							
TOTALS	17-51	7-23	5-12	7-20	27	16	46	10	14	5	3	200
	<i>.333</i>	<i>.304</i>	<i>.417</i>									

VIRGINIA (2-1)

Player	FG	3FG	FT	O-D	Reb	PF	Pts	A	TO	Blk	Stl	Min
Scott (F)	8-9	0-0	1-2	3-6	9	1	17	3	1	0	0	28
Meynsse (F)	1-3	0-0	2-3	1-1	2	3	4	2	1	2	0	22
Farrakhan (G)	2-6	2-5	2-2	0-1	1	1	8	2	1	0	1	22
Zeglinski (G)	4-5	2-2	2-4	0-4	4	1	12	2	1	0	1	25
Landesberg (G)	4-8	0-0	2-2	2-2	4	2	10	1	1	0	0	20
Browman	0-0	0-0	0-0	0-0	0	0	0	0	0	0	0	1
Evans	0-0	0-0	0-0	0-1	1	0	0	2	1	0	0	11
Baker	2-5	0-1	4-4	0-2	2	2	8	2	2	0	1	18
Jonke	0-0	0-0	0-0	0-1	1	0	0	0	0	0	0	3
Kody	0-2	0-0	0-0	1-0	1	1	0	0	0	0	0	3
Sherrill	1-4	0-0	0-0	2-4	6	1	2	1	2	0	1	16
Jones	4-7	2-5	1-1	0-1	1	0	11	0	0	1	1	19
Spurlock	1-4	1-3	0-0	0-2	2	2	3	0	0	0	0	8
Tat	2-3	0-0	0-1	1-3	4	0	4	0	0	0	0	4
				1-3	4							
TOTALS	29-56	7-16	14-19	11-31	42	14	79	15	10	3	5	200
	<i>.518</i>	<i>.438</i>	<i>.737</i>									

RIDER	22	24	46
VIRGINIA	36	43	79

Officials: Sean Hull, Ray Perone, Jeff Nichols
 Technicals: none
 Attendance: 8,061

VIRGINIA 76 November 21, 2009
ORAL ROBERTS 55 John Paul Jones Arena • Charlottesville, Va.

ORAL ROBERTS (2-2)

Player	FG	3FG	FT	O-D	Reb	PF	Pts	A	TO	Blk	Stl	Min
Morrison (F)	3-15	1-5	0-0	0-2	2	4	7	0	2	0	0	31
Craion (F)	2-8	0-1	2-2	3-8	11	1	6	0	4	0	0	28
Ford (C)	6-9	0-0	4-8	5-5	10	2	16	2	3	2	1	31
Pearson (G)	1-4	1-1	0-0	0-1	1	1	3	2	2	0	2	12
Stokes (G)	4-8	4-5	1-2	1-1	2	2	13	2	1	0	0	31
Rogers	0-2	0-1	0-0	0-0	0	0	0	0	0	0	0	3
Holdman	0-2	0-0	1-2	2-1	3	4	1	1	0	0	1	20
Niles	1-4	1-3	1-2	0-1	1	2	4	0	1	0	0	23
Bell-Holter	1-4	0-1	3-4	1-0	1	4	5	0	1	1	0	19
Nasarre	0-0	0-0	0-0	0-0	0	0	0	0	0	0	0	2
				0-4	4							
TOTALS	18-56	7-17	12-20	12-23	35	20	55	7	14	3	4	200
	<i>.321</i>	<i>.412</i>	<i>.600</i>									

VIRGINIA (3-1)

Player	FG	3FG	FT	O-D	Reb	PF	Pts	A	TO	Blk	Stl	Min
Scott (F)	6-12	0-0	3-4	4-6	10	2	15	2	2	0	1	32
Meynsse (F)	1-3	0-0	0-1	1-5	6	3	2	0	0	0	0	22
Farrakhan (G)	4-8	2-3	3-4	1-1	2	0	13	4	2	0	1	32
Zeglinski (G)	4-7	3-6	2-2	1-2	3	2	13	1	0	0	0	23
Landesberg (G)	4-10	0-2	6-6	0-7	7	1	14	3	4	2	1	33
Evans	0-0	0-0										

STANFORD 57 November 24, 2009
VIRGINIA 52 Moon Palace Resort • Cancun, Mexico

VIRGINIA (3-2)

Player	FG	3FG	FT	O-D	Reb	PF	Pts	A	TO	Blk	Stl	Min
Scott (F)	2-6	0-0	3-6	2-7	9	4	7	3	4	1	0	29
Meyinsse (F)	1-2	0-0	2-2	2-6	8	1	4	0	0	1	1	16
Zeglinski (G)	1-5	0-2	0-0	0-6	6	4	2	3	1	0	1	33
Landesberg (G)	7-12	0-4	2-4	1-3	4	3	16	2	3	1	1	30
Jones (G)	5-9	4-7	3-4	0-1	1	0	17	0	1	0	2	34
Evans	0-1	0-1	0-0	0-0	0	0	0	0	0	0	0	6
Farrakhan	0-2	0-2	3-4	1-0	1	2	3	1	3	0	1	11
Baker	0-3	0-1	1-2	0-1	1	2	1	1	1	0	1	19
Sene	1-3	0-0	0-2	0-3	3	1	2	0	0	0	0	13
Sherrill	0-2	0-1	0-0	1-0	1	1	0	0	0	1	1	9
				1-0	1							
TOTALS	17-45	4-18	14-24	8-27	35	18	52	10	13	4	8	200
	<i>.378</i>	<i>.222</i>	<i>.583</i>									

STANFORD (3-2)

Player	FG	3FG	FT	O-D	Reb	PF	Pts	A	TO	Blk	Stl	Min
Fields (F)	9-16	2-3	5-8	6-7	13	2	25	3	1	0	3	37
Zimmerman (F)	0-5	0-1	0-0	0-2	2	3	0	0	1	0	0	19
Trotter (F)	2-5	0-0	0-0	1-5	6	4	4	1	0	1	0	25
Mann (G)	2-5	1-1	2-7	1-3	4	3	7	5	2	0	0	37
Green (G)	4-14	2-6	0-0	1-2	3	3	10	0	1	0	1	29
Shiller	3-7	3-4	0-0	0-2	2	1	9	1	1	0	1	25
Igbinsosa	0-0	0-0	0-0	0-2	2	0	0	0	1	0	0	3
Dildy	1-2	0-1	0-0	0-1	1	0	2	0	1	0	0	12
Bullock	0-0	0-0	0-0	1-1	2	2	0	1	2	0	0	13
				0-1	1							
TOTALS	21-54	8-16	7-15	10-26	36	18	57	11	10	1	5	200
	<i>.389</i>	<i>.500</i>	<i>.467</i>									

VIRGINIA	31	21	52
STANFORD	30	27	57

Officials: Darron George, Tony Padilla, Mark Maslona
 Technicals: none
 Attendance: 200

VIRGINIA 76 November 25, 2009
CLEVELAND ST. 65 Moon Palace Resort • Cancun, Mexico

VIRGINIA (4-2)

Player	FG	3FG	FT	O-D	Reb	PF	Pts	A	TO	Blk	Stl	Min
Scott (F)	6-10	0-0	3-4	4-4	8	0	15	3	2	0	0	36
Meyinsse (F)	1-2	0-0	0-0	1-1	2	3	2	0	0	0	0	11
Farrakhan (G)	4-7	3-5	0-0	0-1	1	1	11	2	4	1	0	33
Zeglinski (G)	4-7	2-5	0-0	0-3	3	1	10	4	3	0	2	38
Landesberg (G)	6-13	1-1	7-9	0-5	5	2	20	5	1	0	1	38
Evans	0-0	0-0	0-0	0-0	0	0	0	0	0	0	0	0+
Baker	0-2	0-0	0-1	0-0	0	0	0	1	0	0	0	9
Sene	0-2	0-0	0-0	1-0	1	0	0	0	0	0	0	6
Sherrill	7-9	4-5	0-0	2-4	6	3	18	2	0	1	3	24
Jones	0-1	0-1	0-0	0-2	2	0	0	0	0	0	0	5
				4-0	4							
TOTALS	28-53	10-17	10-14	12-20	32	10	76	17	10	2	6	200
	<i>.528</i>	<i>.588</i>	<i>.714</i>									

CLEVELAND STATE (3-3)

Player	FG	3FG	FT	O-D	Reb	PF	Pts	A	TO	Blk	Stl	Min
Cunningham (F)	2-5	2-4	0-0	0-4	4	1	6	0	0	0	0	24
Pogue (F)	5-5	0-0	3-6	0-4	4	2	13	4	1	2	1	37
Harmon (G)	3-9	1-7	0-0	0-2	2	0	7	1	3	0	1	24
Cole (G)	5-10	2-4	0-0	0-1	1	3	12	5	1	1	3	38
Brown (G)	2-4	0-1	0-0	2-1	3	5	4	4	2	0	1	36
James	0-0	0-0	0-0	0-0	0	1	0	0	0	0	0	3
Montgomery	5-8	3-4	1-1	0-1	1	1	14	0	0	0	0	20
Woods	0-0	0-0	0-0	0-0	0	0	0	0	0	0	0	0+
McCoy	0-0	0-0	0-0	0-0	0	0	0	0	0	0	0	0+
Ajere	3-4	0-0	0-1	0-2	2	2	6	0	2	0	1	8
Kamczyc	1-2	1-1	0-0	0-1	1	1	3	0	1	0	0	10
Latas	0-0	0-0	0-0	0-0	0	0	0	0	0	0	0	0+
				0-0	0							
TOTALS	26-47	9-21	4-8	2-16	18	16	65	14	10	3	7	200
	<i>.553</i>	<i>.429</i>	<i>.500</i>									

VIRGINIA	27	49	76
CLEVELAND ST.	34	31	65

Officials: Darryl Smith, Mark Maslona, Jeff Spedoske
 Technicals: none
 Attendance: 250

PENN STATE 69 November 30, 2009
VIRGINIA 66 John Paul Jones Arena • Charlottesville, Va.

PENN STATE (5-2)

Player	FG	3FG	FT	O-D	Reb	PF	Pts	A	TO	Blk	Stl	Min
Jackson (F)	1-4	0-0	0-0	3-4	7	3	2	0	0	1	0	28
Jones (F)	3-7	0-0	0-0	3-4	7	4	6	0	0	1	0	24
Brooks (F)	3-7	1-2	1-1	2-7	9	2	8	1	0	1	1	32
Battle (G)	9-15	5-9	9-13	0-4	4	3	32	4	4	0	1	38
Frazier (G)	4-8	0-2	3-5	0-2	2	3	11	5	1	0	1	26
Babb	1-5	0-3	4-6	0-2	2	0	6	2	2	0	1	24
Edwards	2-5	0-1	0-0	0-1	1	1	4	0	3	0	0	16
Borovnjak	0-0	0-0	0-0	0-0	0	1	0	0	0	0	0	1
Ott	0-1	0-0	0-0	0-2	2	0	0	0	0	0	0	11
				2-2	4							
TOTALS	23-52	6-17	17-25	10-28	38	17	69	12	10	3	4	200
	<i>.442</i>	<i>.353</i>	<i>.680</i>									

VIRGINIA (4-3)

Player	FG	3FG	FT	O-D	Reb	PF	Pts	A	TO	Blk	Stl	Min
Scott (F)	8-14	0-0	1-2	1-10	11	3	17	1	1	0	0	34
Meyinsse (F)	2-4	0-0	1-1	3-3	6	1	5	0	1	1	1	23
Farrakhan (G)	2-6	1-1	0-0	0-0	0	3	5	2	1	0	0	24
Zeglinski (G)	5-14	4-9	2-2	0-1	1	3	16	2	3	1	2	29
Landesberg (G)	6-13	2-2	4-8	3-2	5	5	18	2	1	1	0	33
Evans	0-0	0-0	0-0	0-0	0	4	0	0	0	0	0	1
Baker	1-3	0-0	0-0	0-1	1	3	2	0	0	0	1	20
Sherrill	0-2	0-2	0-0	0-4	4	2	0	1	0	0	0	20
Jones	1-5	1-1	0-0	0-0	0	1	3	0	1	0	0	16
				4-3	7							
TOTALS	25-61	8-15	8-13	11-24	35	25	66	10	8	3	4	200
	<i>.410</i>	<i>.533</i>	<i>.615</i>									

PENN STATE	21	48	69
VIRGINIA	27	39	66

Officials: Karl Hess, Les Jones, Brian Dorsey
 Technicals: none
 Attendance: 8,898

AUBURN 68 December 7, 2009
VIRGINIA 67 Beard-Eaves Coliseum • Auburn, Ala.

VIRGINIA (4-4)

Player	FG	3FG	FT	O-D	Reb	PF	Pts	A	TO	Blk	Stl	Min
Sherrill (F)	1-6	0-4	1-2	2-2	4	3	3	1	1	0	0	25
Meyinsse (F)	1-1	0-0	0-0	1-2	3	4	2	0	1	1	1	20
Farrakhan (G)	0-3	0-2	0-0	1-0	1	2	0	1	2	0	0	9
Zeglinski (G)	5-11	5-9	3-3	0-5	5	3	18	4	1	0	1	34
Landesberg (G)	8-20	0-1	4-5	0-3	3	1	20	1	2	0	0	35
Evans	2-5	0-0	0-0	0-2	2	3	4	5	0	0	3	18
Baker	1-3	0-2	0-0	1-0	1	2	2	1	1	0	0	10
Sene	1-1	0-0	0-0	1-2	3	3	2	0	1	3	0	20
Jones	6-8	4-4	0-0	0-2	2	0	16	0	0	0	1	29
				4-3	7							
TOTALS	25-58	9-22	8-10	10-21	31	21	67	13	9	4	6	200
	<i>.431</i>	<i>.409</i>	<i>.800</i>									

AUBURN (5-4)

Player	FG	3FG	FT	O-D	Reb	PF	Pts	A	TO
--------	----	-----	----	-----	-----	----	-----	---	----

VIRGINIA 68 December 21, 2009
NJIT 37 John Paul Jones Arena • Charlottesville, Va.

NJIT (3-8)

Player	FG	3FG	FT	O-D	Reb	PF	Pts	A	TO	Blk	Stl	Min
Regis (F)	2-9	0-0	1-2	1-4	5	3	5	0	0	2	0	28
Flores (G)	2-7	0-3	0-0	0-1	1	1	4	1	4	0	1	32
Wilson (G)	3-11	2-5	3-6	2-2	4	1	11	1	1	0	0	24
Wilkerson (G)	3-7	2-3	1-2	0-6	6	2	9	2	2	0	1	31
Scott (G)	1-4	1-2	0-0	0-4	4	1	3	2	1	0	0	28
Lopez	0-1	0-0	0-0	2-3	5	1	0	0	0	0	0	9
Schickel, S.	1-5	1-4	0-0	0-1	1	0	3	1	1	0	0	22
Schickel, T.	1-2	0-0	0-0	0-1	1	1	2	0	2	0	1	12
Darnell	0-0	0-0	0-0	0-0	0	0	0	0	0	0	1	2
McCarthy	0-2	0-0	0-0	0-3	3	5	0	0	2	0	0	12
				0-1	1							
TOTALS	13-48	6-17	5-10	5-26	31	15	37	8	14	2	4	200
	.271	.353	.500									

VIRGINIA (5-4)

Player	FG	3FG	FT	O-D	Reb	PF	Pts	A	TO	Blk	Stl	Min
Sherrill (F)	3-6	2-4	0-0	2-2	4	0	8	2	1	0	0	22
Sene (C)	1-5	0-0	2-3	4-7	11	2	4	1	0	2	1	28
Baker (G)	4-8	1-2	0-0	0-2	2	1	9	1	1	0	1	22
Zeglinski (G)	3-5	2-4	0-0	2-2	4	2	8	0	1	2	0	23
Landesberg (G)	3-11	0-0	4-4	1-4	5	0	10	1	2	0	3	23
Browman	0-0	0-0	0-0	0-1	1	1	0	0	0	0	0	3
Evans	3-4	0-0	1-2	0-5	5	1	7	3	0	0	2	23
Farrakhan	0-5	0-1	0-0	0-2	2	0	0	2	0	0	0	16
Jonke	0-1	0-1	0-0	0-0	0	0	0	0	1	0	0	4
Kody	0-0	0-0	0-0	0-0	0	0	0	1	0	0	1	2
Jones	3-9	2-6	3-4	0-2	2	0	11	0	0	0	0	14
Spurlock	3-5	0-2	0-0	0-1	1	0	6	0	0	0	1	5
Tat	0-0	0-0	1-2	1-1	2	1	1	0	1	0	0	5
Meyinsse	1-3	0-0	2-2	3-2	5	1	4	1	0	1	2	10
				2-0	2							
TOTALS	24-62	7-20	13-17	15-31	46	9	68	12	7	5	11	200
	.387	.350	.765									

NJIT	19	18	37
VIRGINIA	32	36	68

Officials: Mike Wood, Mike Eades, Jose Carrion
 Technicals: none • Attendance: 7,264

VIRGINIA 72 December 30, 2009
#24 UAB 63 John Paul Jones Arena • Charlottesville, Va.

UAB (11-2)

Player	FG	3FG	FT	O-D	Reb	PF	Pts	A	TO	Blk	Stl	Min
Crawford (F)	5-9	0-1	4-6	0-2	2	5	14	1	1	0	0	26
Johnson (G)	2-7	0-0	1-4	1-3	4	3	5	5	2	0	1	39
Sanders (G)	2-9	1-6	0-1	3-3	6	1	5	0	1	1	0	35
Millsap (G)	13-22	1-2	0-0	4-7	11	3	27	1	4	0	1	34
Drake (G)	1-4	0-3	0-0	0-2	2	3	2	0	3	0	0	37
Cooper	2-2	0-0	0-4	1-1	2	2	4	0	2	0	1	16
Moore	1-1	0-0	0-0	0-0	0	0	2	0	0	0	0	4
Fields	1-3	0-2	0-0	0-0	0	0	2	0	0	0	0	5
Soko	1-2	0-0	0-0	2-0	2	1	2	0	0	0	0	4
				2-2	4							
TOTALS	28-59	2-14	5-15	13-20	33	18	63	7	13	1	3	200
	.475	.143	.333									

VIRGINIA (7-4)

Player	FG	3FG	FT	O-D	Reb	PF	Pts	A	TO	Blk	Stl	Min
Sherrill (F)	0-0	0-0	0-0	1-4	5	3	0	0	1	0	0	24
Sene (C)	0-1	0-0	1-2	2-0	2	0	1	0	0	2	0	7
Baker (G)	3-8	1-5	1-2	0-2	2	2	8	6	2	0	1	24
Zeglinski (G)	3-6	2-4	1-1	0-1	1	3	9	0	5	0	2	26
Landesberg (G)	6-16	0-0	7-10	2-4	6	3	19	4	2	1	0	34
Evans	3-4	1-1	2-2	0-0	0	2	9	3	0	0	2	21
Farrakhan	3-5	2-3	2-2	0-2	2	0	10	2	0	2	1	21
Jones	0-2	0-0	0-0	0-0	0	0	0	0	1	0	0	6
Scott	4-7	0-0	2-2	1-6	7	3	10	0	1	0	0	23
Meyinsse	3-3	0-0	0-0	1-2	3	1	6	0	0	1	0	14
				2-2	4							
TOTALS	25-52	6-13	16-21	9-23	32	17	72	15	12	6	6	200
	.481	.462	.762									

UAB	35	28	63
VIRGINIA	30	42	72

Officials: Raymond Styons, Brent Hampton, Patrick Adams
 Technicals: none
 Attendance: 9,444

VIRGINIA 80 December 23, 2009
HAMPTON 54 John Paul Jones Arena • Charlottesville, Va.

HAMPTON (2-10)

Player	FG	3FG	FT	O-D	Reb	PF	Pts	A	TO	Blk	Stl	Min
Funches (F)	3-9	0-1	4-4	6-4	10	1	10	1	3	2	2	33
Freeman (F)	3-7	0-0	2-4	1-0	1	3	8	0	2	1	1	31
Lola-Charles (C)	0-3	0-0	0-0	2-1	3	3	0	0	1	1	0	14
Pellum (G)	1-5	0-3	0-0	0-1	1	0	2	0	2	0	0	22
Simpson (G)	2-7	1-5	0-0	0-2	2	1	5	1	3	0	0	19
Brooks	0-1	0-1	0-2	0-0	0	1	0	5	1	0	0	17
Tunnell	0-1	0-0	0-0	0-0	0	0	0	0	0	0	0	7
Tolson	3-6	1-4	0-0	0-2	2	1	7	0	0	0	1	17
Morgan	6-12	4-7	2-2	1-0	1	1	18	0	1	0	1	26
Ntoko	1-2	0-0	0-0	0-1	1	0	2	0	0	0	1	2
Reed	1-1	0-0	0-0	0-1	1	0	2	0	0	0	0	10
Taylor	0-0	0-0	0-0	0-0	0	1	0	0	0	0	0	2
				2-2	4							
TOTALS	20-54	6-21	8-12	12-14	26	12	54	7	13	4	6	200
	.370	.286	.667									

VIRGINIA (6-4)

Player	FG	3FG	FT	O-D	Reb	PF	Pts	A	TO	Blk	Stl	Min
Sherrill (F)	4-8	1-4	0-0	2-2	4	1	9	2	1	0	1	26
Sene (C)	3-6	0-0	2-2	2-6	8	3	8	1	2	5	1	25
Baker (G)	2-4	1-2	0-0	2-0	2	0	5	4	0	0	0	18
Zeglinski (G)	4-9	3-8	2-2	0-1	1	0	13	2	0	1	2	21
Landesberg (G)	5-13	1-2	3-3	7-5	12	0	14	6	1	0	1	28
Browman	0-0	0-0	0-0	0-0	0	1	0	0	1	0	0	2
Evans	2-2	0-0	0-0	0-3	3	1	4	3	3	0	0	17
Farrakhan	3-5	2-2	2-2	1-0	1	1	10	2	0	0	0	16
Jonke	0-0	0-0	0-0	0-1	1	0	0	0	1	0	0	2
Kody	0-0	0-0	0-0	0-0	0	0	0	0	0	0	0	2
Jones	3-6	2-3	0-0	1-0	1	1	8	1	0	1	0	18
Spurlock	2-5	1-2	0-1	1-1	2	0	5	1	1	0	1	9
Tat	2-2	0-0	0-0	0-1	1	0	4	0	1	0	0	3
Meyinsse	0-0	0-0	0-0	0-1	1	4	0	0	0	0	0	13
				1-3	4							
TOTALS	30-60	11-23	9-10	17-24	41	12	80	22	11	7	6	200
	.500	.478	.900									

HAMPTON	28	26	54
VIRGINIA	48	32	80

Officials: Les Jones, Tim Nestor, John Gaffney
 Technicals: none • Attendance: 7,803

VIRGINIA 72 January 5, 2010
UTPA 53 John Paul Jones Arena • Charlottesville, Va.

TEXAS-PAN AMERICAN (1-15)

Player	FG	3FG	FT	O-D	Reb	PF	Pts	A	TO	Blk	Stl	Min
Valera (F)	4-7	0-0	3-4	1-5	6	2	11	1	1	1	0	25
Urbanus (G)	2-4	2-2	0-0	0-1	1	1	6	1	2	0	0	29
Hearn (G)	1-3	0-1	1-3	0-3	3	1	3	1	2	0	0	24
Maree (G)	5-10	0-1	4-5	1-3	4	2	14	1	1	0		

VIRGINIA 70 January 9, 2010
NC STATE 62 RBC Center • Raleigh, N.C.

VIRGINIA (9-4, 1-0)

Player	FG	3FG	FT	O-D	Reb	PF	Pts	A	TO	Blk	Stl	Min
Sherrill (F)	1-5	0-0	0-0	2-2	4	0	2	0	0	1	1	20
Scott (F)	5-11	0-0	4-4	1-6	7	3	14	2	3	0	0	30
Baker (G)	1-4	0-2	0-0	1-1	2	1	2	3	0	0	0	15
Zeglinski (G)	2-4	2-2	4-4	1-7	8	2	10	3	1	0	0	36
Landesberg (G)	7-14	1-1	8-8	1-4	5	3	23	0	2	1	1	32
Evans	1-3	0-1	0-0	0-1	1	2	2	2	1	0	2	10
Farrakhan	0-4	0-3	3-4	0-3	3	2	3	1	2	0	1	21
Jones	3-3	2-2	0-0	0-1	1	0	8	0	0	0	1	18
Meynsse	3-6	0-0	0-0	3-2	5	3	6	0	1	2	0	18
				0-0	0							
TOTALS	23-54	5-11	19-20	9-27	36	16	70	11	10	4	6	200
	<i>.426</i>	<i>.455</i>	<i>.950</i>									

NC STATE (11-5, 0-2)

Player	FG	3FG	FT	O-D	Reb	PF	Pts	A	TO	Blk	Stl	Min
Smith (F)	6-12	0-0	6-10	3-6	9	2	18	2	2	0	0	33
Horner (F)	5-10	0-2	2-3	0-2	2	5	12	1	1	0	1	29
Gonzalez (G)	2-9	0-3	2-3	1-4	5	1	6	3	1	0	1	31
Wood (G)	2-5	2-4	0-0	1-0	1	2	6	1	0	0	0	32
Williams (G)	2-4	1-1	0-0	0-2	2	3	5	4	2	1	0	25
Howell	2-3	0-0	1-2	0-3	3	1	5	0	1	0	0	10
Degand	1-2	1-2	2-4	1-2	3	5	5	1	1	0	0	15
Vandenberg	1-2	0-0	0-0	0-1	1	0	2	0	0	1	0	7
Davis	0-3	0-0	0-0	2-0	2	0	0	0	0	0	0	9
Mays	0-2	0-2	3-4	0-0	0	0	3	2	1	0	0	9
				0-2	2							
TOTALS	21-52	4-14	16-26	8-22	30	19	62	14	9	2	2	200
	<i>.404</i>	<i>.286</i>	<i>.615</i>									

VIRGINIA	26	44	70	Officials:	Mike Wood, Bernard Clinton, Mike Eades
NC STATE	30	32	62	Technical:	none
				Attendance:	16,289

VIRGINIA 75 January 16, 2010
#23 MIAMI 57 John Paul Jones Arena • Charlottesville, Va.

MIAMI (15-3, 1-3)

Player	FG	3FG	FT	O-D	Reb	PF	Pts	A	TO	Blk	Stl	Min
Collins (F)	3-7	0-0	5-10	4-5	9	4	11	1	4	0	1	26
Jones (F)	1-3	0-0	0-0	0-0	0	0	2	0	2	0	0	6
Johnson (C)	1-4	0-0	4-4	1-7	8	4	6	1	1	0	0	25
Scott (G)	3-5	0-0	1-2	0-1	1	0	7	0	0	0	0	20
Dews (G)	3-11	1-4	6-6	0-1	1	3	13	0	1	1	1	32
Grant	2-11	0-5	3-4	0-3	3	0	7	5	0	0	1	29
Allen	1-2	1-1	0-0	0-0	0	1	3	0	0	0	0	6
McGowan	0-1	0-1	0-0	0-0	0	2	0	0	2	1	0	7
Adams	0-2	0-2	0-0	0-1	1	0	0	0	0	0	0	9
Thomas	3-7	2-6	0-0	3-2	5	3	8	1	0	0	2	30
Gamble	0-1	0-0	0-0	0-0	0	2	0	0	2	2	0	10
				4-2	6							
TOTALS	17-54	4-19	19-26	12-22	34	19	57	8	12	4	5	200
	<i>.315</i>	<i>.211</i>	<i>.731</i>									

VIRGINIA (11-4, 3-0)

Player	FG	3FG	FT	O-D	Reb	PF	Pts	A	TO	Blk	Stl	Min
Scott (F)	5-11	0-0	0-0	2-2	4	1	10	2	2	0	0	28
Meynsse (F)	3-4	0-0	0-0	1-3	4	2	6	0	0	0	0	22
Evans (G)	2-5	0-0	0-0	0-7	7	2	4	4	0	0	1	24
Zeglinski (G)	3-8	2-6	2-2	0-7	7	2	10	6	0	0	1	26
Landesberg (G)	8-14	0-1	2-2	2-0	2	2	18	3	4	0	1	31
Farrakhan	4-5	1-1	4-6	0-3	3	2	13	2	2	1	0	19
Baker	1-2	0-1	2-4	0-1	1	1	4	2	0	0	0	15
Sene	0-1	0-0	0-0	2-0	2	1	0	0	1	0	1	10
Sherrill	0-2	0-2	0-0	0-2	2	2	0	0	0	0	2	9
Jones	3-4	3-3	0-0	0-0	0	0	9	0	0	0	0	14
Spurlock	0-0	0-0	0-0	0-0	0	1	0	0	0	0	0	1
Tat	0-0	0-0	1-2	0-0	0	1	1	0	0	0	0	1
				0-2	2							
TOTALS	29-56	6-14	11-16	7-27	34	17	75	19	9	1	6	200
	<i>.518</i>	<i>.429</i>	<i>.688</i>									

MIAMI	21	36	57	Officials:	Bryan Kersey, Les Jones, Brian Dorsey
VIRGINIA	33	42	75	Technical:	none
				Attendance:	11,413

VIRGINIA 82 January 13, 2010
#20 GA TECH 75 John Paul Jones Arena • Charlottesville, Va.

GEORGIA TECH (12-4, 1-2)

Player	FG	3FG	FT	O-D	Reb	PF	Pts	A	TO	Blk	Stl	Min
Favors (F)	6-8	0-0	0-2	4-7	11	1	12	0	1	0	0	30
Lawal (F)	5-12	0-0	2-6	1-3	4	2	12	0	0	2	0	26
Udofia (G)	4-10	1-5	1-2	2-1	3	2	10	5	0	0	1	30
Shumpert (G)	7-14	1-5	0-0	3-2	5	2	15	6	2	0	2	35
Bell (G)	2-4	0-0	0-0	0-1	1	4	4	1	1	1	1	24
Foreman	1-2	1-2	0-0	0-0	0	5	3	1	2	1	0	15
Oliver	0-1	0-1	0-0	0-2	2	0	0	0	1	0	0	12
Peacock	8-12	3-4	0-1	2-5	7	3	19	2	1	1	0	23
Rice	0-1	0-0	0-0	0-0	0	0	0	0	3	0	0	5
				0-0	0							
TOTALS	33-64	6-17	3-11	12-21	33	19	75	15	11	5	4	200
	<i>.516</i>	<i>.353</i>	<i>.273</i>									

VIRGINIA (10-4, 2-0)

Player	FG	3FG	FT	O-D	Reb	PF	Pts	A	TO	Blk	Stl	Min
Scott (F)	6-9	0-0	0-0	1-5	6	0	12	1	1	0	1	32
Meynsse (F)	3-5	0-0	2-3	4-2	6	4	8	2	0	0	0	20
Baker (G)	1-2	0-0	0-0	0-1	1	1	2	0	2	0	0	11
Zeglinski (G)	4-9	2-5	0-0	0-3	3	1	10	1	1	0	1	27
Landesberg (G)	6-17	1-3	9-9	2-4	6	3	22	5	3	1	0	34
Evans	0-4	0-2	0-0	0-0	0	0	0	0	0	0	0	12
Farrakhan	4-8	1-2	6-6	1-0	1	0	15	4	0	0	3	23
Sene	0-1	0-0	2-2	4-2	6	1	2	0	0	0	0	15
Sherrill	1-1	0-0	0-2	0-1	1	3	2	0	0	0	0	11
Jones	2-5	1-2	4-4	0-2	2	1	9	1	0	0	1	15
				3-1	4							
TOTALS	27-61	5-14	23-26	15-21	36	14	82	17	7	1	6	200
	<i>.443</i>	<i>.357</i>	<i>.885</i>									

GEORGIA TECH	39	36	75	Officials:	Gary Maxwell, Karl Hess, Ray Natili
VIRGINIA	38	44	82	Technical:	none
				Attendance:	8,924

VIRGINIA 69 January 18, 2010
UNCW 67 John Paul Jones Arena • Charlottesville, Va.

UNC WILMINGTON (6-12)

Player	FG	3FG	FT	O-D	Reb	PF	Pts	A	TO	Blk	Stl	Min
Wilson (F)	2-3	0-0	0-0	1-0	1	3	4	1	0	0	0	18
Fields (F)	1-6	0-0	0-1	1-6	7	4	2	1	1	2	0	32
Jeralds (G)	2-2	0-0	0-0	0-0	0	4	4	1	2	0	0	16
Tomko (G)	7-15	3-7	0-0	0-3	3	2	17	8	4	0	4	39
Wolf (G)	2-5	1-3	2-2	1-0	1	0	7	2	0	0	0	22
Rendleman	1-1	0-0	0-0	0-3	3	1	2	0	0	1	0	18
Basnight	2-7	2-7	0-0	0-1	1	0	6	0	1	1	0	11
Felder	1-3	0-1	0-0	0-4	4	0	2	3	2	0	0	10
Grant	7-8	5-6	0-0	0-4	4	2	19	0	5	0	0	22
Mercer	1-1	0-0	2-2	0-1	1	0	4	0	1	0	0	12
				0-0	0							
TOTALS	26-51	11-24	4-5	3-22	25	16	67	16	16	4	4	200
	<i>.510</i>	<i>.458</i>	<i>.800</i>									

VIRGINIA (12-4)

Player	FG	3FG	FT	O-D	Reb	PF	Pts	A	TO	Blk	Stl	Min
Scott (F)	6-10	0-0	0-0	1-2	3	2	12	2	4	0	2	25
Meynsse (F)	3-6	0-0	8-9	2-1	3	3	14	0	1	0	1	27
Evans (G)	2-4	0-1	0-0	0-2	2	1	4	3	0	0	3	30
Zeglinski (G)	4-10	2-4	0-0	1-7	8	1	10	5	3	0	2	30
Landesberg (G)	5-13	0-0	9-10	2-3	5	1	19	0	1	0	1	33
Farrakhan	0-4	0-1	3-4	1-1	2	0	3	0	2	0	1	12
Baker	0-2	0-1	0-0	1-0	1	0	0	1	0	0	1	7
Sene	1-1	0-0	0-0	0-2	2	1	2	0	0	0	0	12
Sherrill	1-1	1-1	0-0	0-0	0	0	3	0	0	0	1	14

WAKE FOREST 69 January 23, 2010
VIRGINIA 57 Joel Coliseum • Winston-Salem, N.C.

VIRGINIA (12-5, 3-1)

Player	FG	3FG	FT	O-D	Reb	PF	Pts	A	TO	Blk	Stl	Min
Scott (F)	3-10	0-0	0-0	0-2	2	2	6	0	3	0	1	18
Meyinsse (F)	1-2	0-0	1-3	1-3	4	1	3	0	1	0	1	23
Evans (G)	2-4	0-2	0-0	0-1	1	5	4	2	0	0	2	28
Zeglinski (G)	0-5	0-3	1-3	1-1	2	2	1	2	2	0	0	28
Landesberg (G)	6-13	1-2	5-6	1-3	4	5	18	0	3	0	2	25
Farrakhan	4-11	1-3	1-4	2-1	3	3	10	2	2	0	1	22
Sene	0-1	0-0	0-0	1-2	3	3	0	0	0	0	0	12
Sherrill	2-9	1-5	0-0	3-1	4	3	5	0	1	0	2	17
Jones	4-10	2-6	0-0	2-1	3	1	10	0	0	0	3	25
Tat	0-0	0-0	0-0	0-0	0	0	0	0	0	0	0	2
				3-0	3							
TOTALS	22-65	5-21	8-16	14-15	29	25	57	6	12	0	12	200
	.338	.238	.500									

WAKE FOREST (14-4, 4-2)

Player	FG	3FG	FT	O-D	Reb	PF	Pts	A	TO	Blk	Stl	Min
Aminu (F)	3-8	0-0	4-5	4-6	10	2	10	4	5	1	2	29
McFarland (C)	7-9	0-0	2-4	1-5	6	4	16	1	2	0	0	28
Smith (G)	7-10	0-1	7-10	1-6	7	1	21	6	2	2	0	38
Harris (G)	1-3	1-3	4-4	0-0	0	3	7	0	2	0	0	24
Williams (G)	1-1	0-0	2-4	1-5	6	0	4	1	6	1	1	30
Clark	1-3	1-3	0-0	0-1	1	1	3	0	0	0	0	13
Stewart	1-8	1-3	0-0	1-3	4	1	3	0	5	0	0	15
Weaver	0-0	0-0	0-0	0-2	2	1	0	1	1	0	0	12
Woods	2-2	0-0	1-2	1-5	6	1	5	0	1	1	0	11
				0-0	0							
TOTALS	23-44	3-10	20-29	9-33	42	14	69	13	24	5	3	200
	.523	.300	.690									

VIRGINIA	15	42	57
WAKE FOREST	34	35	69

Officials: Les Jones, Tim Nestor, Sean Hull
 Technicals: none
 Attendance: 13,831

VIRGINIA TECH 76 January 28, 2010
VIRGINIA 71 OT John Paul Jones Arena • Charlottesville, Va.

VIRGINIA TECH (16-3, 3-2)

Player	FG	3FG	FT	O-D	Reb	PF	Pts	A	TO	Blk	Stl	Min
Allen (F)	2-7	0-1	0-0	2-5	7	3	4	0	3	1	2	17
Davila (F)	3-4	0-0	0-0	1-2	3	3	6	0	3	0	0	38
Bell (G)	0-2	0-0	1-2	0-5	5	2	1	1	0	0	1	25
Hudson (G)	7-14	3-3	1-2	0-2	2	3	18	3	4	0	2	42
Delaney (G)	9-24	0-6	9-10	1-5	6	3	27	2	3	0	2	43
Raines	0-0	0-0	0-0	0-0	0	0	0	0	0	0	0	2
Green	1-2	1-2	0-0	0-1	1	0	3	4	0	0	2	22
Witcher	0-0	0-0	0-0	0-0	0	0	0	0	0	0	0	3
Boggs	0-0	0-0	0-0	0-0	0	1	0	0	1	0	1	4
Thompson	6-9	0-0	5-6	3-4	7	2	17	2	0	0	1	29
				5-3	8							
TOTALS	28-62	4-12	16-20	12-27	39	17	76	12	14	1	11	225
	.452	.333	.800									

VIRGINIA (12-6, 3-2)

Player	FG	3FG	FT	O-D	Reb	PF	Pts	A	TO	Blk	Stl	Min
Scott (F)	8-16	1-1	4-4	2-6	8	3	21	0	1	1	2	40
Meyinsse (F)	3-3	0-0	3-4	0-4	4	3	9	0	0	2	1	34
Evans (G)	0-3	0-0	0-0	0-1	1	4	0	1	2	0	1	16
Zeglinski (G)	2-7	2-7	3-4	1-4	5	3	9	4	4	2	0	40
Landesberg (G)	8-16	2-5	0-2	2-2	4	4	18	5	6	0	1	37
Farrakhan	1-3	0-1	0-0	0-3	3	0	2	0	1	2	0	15
Sherrill	0-0	0-0	0-0	3-1	4	5	0	0	1	0	2	15
Jones	3-9	1-5	5-8	0-2	2	1	12	2	1	0	0	28
				1-2	3							
TOTALS	25-57	6-19	15-22	9-25	34	23	71	12	16	7	7	225
	.439	.316	.682									

VIRGINIA TECH	28	37	11	76
VIRGINIA	27	38	6	71

Officials: Karl Hess, Gary Maxwell, Roger Ayers
 Technicals: none
 Ejections: Allen (VT) @ 13:41 (II)
 Attendance: 13,449

VIRGINIA 75 January 31, 2010
N. CAROLINA 60 Dean E. Smith Center • Chapel Hill, N.C.

VIRGINIA (13-6, 4-2)

Player	FG	3FG	FT	O-D	Reb	PF	Pts	A	TO	Blk	Stl	Min
Scott (F)	4-8	1-1	2-2	2-3	5	1	11	3	0	1	2	27
Meyinsse (F)	3-4	0-0	1-1	2-3	5	4	7	0	1	3	0	22
Evans (G)	2-4	0-1	0-0	0-2	2	2	4	6	4	0	0	31
Zeglinski (G)	5-9	5-8	4-4	0-2	2	2	19	4	3	0	4	27
Landesberg (G)	11-18	0-1	7-8	0-5	5	0	29	2	2	1	2	34
Browman	0-0	0-0	0-0	0-0	0	0	0	0	0	0	0	1
Farrakhan	0-3	0-3	0-0	0-1	1	2	0	1	1	0	0	9
Baker	1-2	1-1	0-0	1-0	1	1	3	1	3	0	0	18
Sene	0-1	0-0	0-1	0-2	2	1	0	0	0	0	0	7
Jonke	0-0	0-0	0-0	0-0	0	0	0	0	0	0	0	1
Kody	0-0	0-0	0-0	0-0	0	0	0	0	1	0	0	1
Sherrill	1-2	0-1	0-0	1-3	4	3	2	1	0	0	0	17
Jones	0-1	0-1	0-0	0-0	0	0	0	0	0	0	0	3
Spurlock	0-0	0-0	0-0	0-0	0	0	0	0	0	0	0	1
Tat	0-0	0-0	0-2	0-0	0	0	0	0	0	0	1	1
				2-1	3							
TOTALS	27-52	7-17	14-18	8-22	30	16	75	18	16	5	9	200
	.519	.412	.778									

NORTH CAROLINA (13-8, 2-4)

Player	FG	3FG	FT	O-D	Reb	PF	Pts	A	TO	Blk	Stl	Min
Graves (F)	5-15	4-9	1-2	3-2	5	0	15	1	1	0	1	31
Thompson (F)	2-7	0-0	3-6	2-2	4	1	7	1	4	0	4	29
Davis (F)	1-3	0-0	2-6	2-5	7	3	4	0	3	1	0	21
Ginyard (G)	0-3	0-2	2-4	1-3	4	2	2	3	2	0	0	28
Drew (G)	5-13	4-8	1-2	1-1	2	4	15	3	3	0	0	31
Campbell	0-0	0-0	0-0	0-0	0	0	0	0	0	0	1	1
Strickland	1-2	0-1	2-2	0-1	1	2	4	2	1	0	0	20
Petree	2-3	0-0	0-0	1-1	2	0	4	0	0	0	0	1
McDonald	1-2	1-1	0-0	0-0	0	1	3	0	0	0	0	8
Watts	0-0	0-0	0-0	0-0	0	0	0	1	1	0	0	1
Thornton	0-0	0-0	0-0	0-0	0	1	0	0	0	0	0	1
Henson	1-3	0-0	0-0	1-0	1	0	2	0	0	0	0	5
Wear, D.	0-0	0-0	0-0	0-0	0	0	0	0	0	0	0	6
Gallagher	0-0	0-0	0-0	0-0	0	0	0	0	0	0	0	1
Wear, T.	2-5	0-1	0-0	4-2	6	2	4	0	2	0	2	16
				1-2	3							
TOTALS	20-56	9-22	11-22	16-19	35	16	60	11	17	1	8	200
	.357	.409	.500									

VIRGINIA	35	40	75
NORTH CAROLINA	30	30	60

Officials: Mike Eades, Bernard Clinton, Brian Dorsey
 Technicals: none • Attendance: 14,437

VIRGINIA 59 February 3, 2010
NC STATE 47 John Paul Jones Arena • Charlottesville, Va.

NC STATE (14-9, 2-6)

Player	FG	3FG	FT	O-D	Reb	PF	Pts	A	TO	Blk	Stl	Min
Smith (F)	5-13	0-0	2-5	0-8	8	3	12	2	0	1	2	34
Horner (F)	3-6	0-0	1-2	0-0	0	3	7	1	0	0	0	22
Degand (G)	2-3	0-0	0-0	2-2	4	0	4	0	0	2	1	32
Wood (G)	1-6	1-4	0-0	0-2	2	2	3	3	2	0	1	30
Mays (G)	0-4	0-2	0-0	0-2	2	1	0	0	0	0	0	18
Howell	5-9	0-0	4-7	4-4	8	3	14	0	3	1	0	22
Painter	0-0	0-0	0-0	1-0	1	1	0	0	0	0	0	1
Gonzalez	2-6	1-5	2-2	0-0	0	2	7	0	2	0	0	21
Williams	0-0	0-0	0-0	0-0	0	1	0	0	0	0	0	8
Davis	0-1	0-0	0-0	0-1	1	1	0	0	0	0	0	12
				2-2	4							
TOTALS	18-48	2-11	9-16	9-21	30	17	47	6	7	4	4	200
	.375	.182	.563									

VIRGINIA (14-6, 5-2)

Player	FG	3FG	FT	O-D	Reb	PF	Pts	A	TO	Blk	Stl	Min
Scott (F)	6-9	0-0	3-4	5-5	10	3	15	1	1	0	0	23
Meyinsse (F)	4-6	0-0	2-2	2-2	4	5	10	0	2	0	0	23
Evans (G)	0-0	0-0	0-2	0-0	0	2	0	0	0	0	0	8
Zeglinski (G)	3-12	2-8	0-0	0-4								

WAKE FOREST 64 February 6, 2010
VIRGINIA 61 OT John Paul Jones Arena • Charlottesville, Va.

WAKE FOREST (16-5, 6-3)

Player	FG	3FG	FT	O-D	Reb	PF	Pts	A	TO	Blk	Stl	Min
Aminu (F)	4-9	0-2	5-7	3-7	10	2	13	1	3	3	0	35
McFarland (C)	2-2	0-0	1-3	1-5	6	5	5	0	1	1	0	26
Smith (G)	7-18	0-3	1-4	1-6	7	2	15	5	2	0	1	44
Harris (G)	3-8	1-3	3-5	0-2	2	0	10	0	1	0	1	37
Williams (G)	4-5	0-0	0-2	3-6	9	2	8	0	1	1	0	35
Clark	0-2	0-0	0-0	0-0	0	0	0	0	0	0	1	5
Stewart	2-8	2-4	1-2	2-2	4	0	7	0	1	0	1	19
Weaver	0-0	0-0	0-0	0-0	0	2	0	0	1	1	0	4
Woods	3-5	0-0	0-0	4-0	4	5	6	0	2	2	0	20
				2-2	4							
TOTALS	25-57	3-12	11-23	16-30	46	18	64	6	13	8	4	225
	<i>.439</i>	<i>.250</i>	<i>.478</i>									

VIRGINIA (14-7, 5-3)

Player	FG	3FG	FT	O-D	Reb	PF	Pts	A	TO	Blk	Stl	Min
Scott (F)	5-15	0-0	0-1	5-5	10	2	10	2	3	0	1	29
Meyinsse (F)	1-2	0-0	1-2	2-1	3	1	3	0	0	1	0	24
Evans (G)	1-6	0-0	1-2	1-0	1	4	3	2	0	0	2	25
Zeglinski (G)	1-6	1-5	0-0	0-4	4	3	3	3	2	0	0	25
Landesberg (G)	8-19	2-5	10-11	1-6	7	1	28	3	1	0	2	39
Farrakhan	3-7	1-4	0-0	1-0	1	0	7	2	1	0	0	28
Baker	0-3	0-2	0-0	0-1	1	0	0	3	0	0	0	15
Sene	0-0	0-0	0-0	0-1	1	3	0	0	1	0	0	11
Sherrill	3-7	1-3	0-0	2-1	3	4	7	0	1	0	0	25
Jones	0-0	0-0	0-0	0-0	0	2	0	0	0	0	0	4
				3-0	3							
TOTALS	22-65	5-19	12-16	15-19	34	20	61	15	9	1	5	225
	<i>.338</i>	<i>.263</i>	<i>.750</i>									

WAKE FOREST	29	26	9	64
VIRGINIA	34	21	6	61

Officials: Bryan Kersey, Roger Ayers, Bernard Clinton
 Technicals: McFarland (WF)
 Attendance: 11,972

VIRGINIA TECH 61 February 13, 2010
VIRGINIA 55 Cassell Coliseum • Blacksburg, Va.

VIRGINIA (14-8, 5-4)

Player	FG	3FG	FT	O-D	Reb	PF	Pts	A	TO	Blk	Stl	Min
Scott (F)	8-16	1-2	3-4	4-9	13	2	20	1	0	0	1	29
Meyinsse (F)	1-5	0-0	4-6	1-5	6	3	6	0	0	1	0	31
Evans (G)	0-3	0-0	1-2	0-1	1	2	1	3	1	0	0	16
Zeglinski (G)	2-9	0-4	0-0	2-3	5	0	4	2	2	0	0	30
Landesberg (G)	7-19	1-7	2-3	3-3	6	4	17	2	2	0	0	30
Farrakhan	0-2	0-0	0-0	0-0	0	0	0	0	1	0	0	10
Baker	1-4	0-2	0-0	0-2	2	3	2	1	1	0	1	21
Sene	0-0	0-0	0-0	1-2	3	2	0	2	1	0	0	8
Sherrill	1-4	1-3	0-0	0-3	3	4	3	1	0	0	0	13
Jones	1-2	0-0	0-0	0-0	0	1	2	1	0	0	0	12
				3-1	4							
TOTALS	21-64	3-18	10-15	14-29	43	21	55	11	9	2	2	200
	<i>.328</i>	<i>.167</i>	<i>.667</i>									

VIRGINIA TECH (20-4, 7-3)

Player	FG	3FG	FT	O-D	Reb	PF	Pts	A	TO	Blk	Stl	Min
Allen (F)	4-8	2-2	3-4	0-2	2	3	13	0	2	4	2	20
Bell (F)	2-4	0-1	3-4	2-7	9	4	7	2	0	2	1	36
Davila (F)	1-2	0-0	2-2	1-2	3	0	4	0	0	0	0	27
Hudson (G)	6-13	1-3	2-2	0-1	1	2	15	2	2	0	0	37
Delaney (G)	4-16	1-5	4-6	0-8	8	3	13	4	5	0	1	35
Raines	0-0	0-0	0-0	0-1	1	1	0	0	0	1	0	3
Green	1-3	1-1	0-0	1-2	3	0	3	0	0	0	0	13
Thompson	2-8	0-1	2-2	4-6	10	3	6	0	1	0	1	29
				0-1	1							
TOTALS	20-54	5-13	16-20	8-30	38	16	61	8	10	7	5	200
	<i>.370</i>	<i>.385</i>	<i>.800</i>									

VIRGINIA	25	30	55
VIRGINIA TECH	21	40	61

Officials: Sean Hull, Raymond Styons, Jeff Clark
 Technicals: none
 Attendance: 9,847

MARYLAND 85 February 15, 2010
VIRGINIA 66 Comcast Center • College Park, Md.

VIRGINIA (14-9, 5-5)

Player	FG	3FG	FT	O-D	Reb	PF	Pts	A	TO	Blk	Stl	Min
Scott (F)	5-8	0-0	6-7	2-4	6	2	16	0	3	0	0	23
Meyinsse (F)	0-1	0-0	2-2	1-0	1	3	2	0	0	0	0	17
Evans (G)	3-6	0-0	0-0	0-1	1	1	6	1	0	0	2	14
Zeglinski (G)	0-4	0-2	0-0	0-0	0	2	0	1	1	0	0	23
Landesberg (G)	5-13	1-2	1-2	2-2	4	3	12	2	2	0	1	30
Farrakhan	1-4	0-1	2-2	0-2	2	2	4	1	2	1	1	15
Baker	1-4	0-2	0-0	0-1	1	1	2	1	0	0	0	12
Sene	0-0	0-0	2-2	0-4	4	3	2	1	1	1	0	15
Sherrill	1-5	0-4	0-0	2-1	3	3	2	0	2	0	0	19
Jones	5-11	1-4	5-5	1-1	2	0	16	1	0	0	0	27
Spurlock	1-2	0-1	2-2	1-0	1	0	4	0	1	0	1	5
				1-2	3							
TOTALS	22-58	2-16	20-22	10-18	28	20	66	8	12	2	5	200
	<i>.379</i>	<i>.125</i>	<i>.909</i>									

MARYLAND (17-7, 7-3)

Player	FG	3FG	FT	O-D	Reb	PF	Pts	A	TO	Blk	Stl	Min
Milbourne (F)	7-11	0-0	0-1	0-3	3	1	14	1	4	2	1	30
Williams (F)	5-8	0-0	1-5	3-8	11	2	11	0	1	0	1	23
Hayes (G)	4-6	1-2	1-1	0-3	3	2	10	9	2	0	0	25
Mosley (G)	0-3	0-0	0-0	1-3	4	4	0	2	2	0	2	22
Vasquez (G)	12-19	2-4	4-4	4-4	8	1	30	5	0	1	0	34
Levent	1-2	0-0	0-0	1-0	1	0	2	0	0	0	0	2
Bowie	0-2	0-0	0-0	0-2	2	4	0	2	2	0	0	13
Pearman	0-1	0-1	0-0	0-0	0	0	0	0	0	0	0	2
Tucker	3-5	1-1	0-0	0-3	3	0	7	3	2	1	1	22
Gregory	2-2	0-0	3-3	2-0	2	3	7	0	0	0	1	14
Padgett	2-5	0-0	0-1	1-0	1	2	4	0	0	0	0	13
				2-2	4							
TOTALS	36-64	4-8	9-15	14-28	42	19	85	22	13	4	6	200
	<i>.563</i>	<i>.500</i>	<i>.600</i>									

VIRGINIA	34	32	66
MARYLAND	52	33	85

Officials: Bernard Clinton, Tim Nestor, Jamie Luckie
 Technicals: none
 Attendance: 17,091

FLORIDA STATE 69 February 17, 2010
VIRGINIA 50 John Paul Jones Arena • Charlottesville, Va.

FLORIDA STATE (19-7, 7-5)

Player	FG	3FG	FT	O-D	Reb	PF	Pts	A	TO	Blk	Stl	Min
Singleton (F)	4-13	1-3	3-5	3-5	8	2	12	2	0	1	3	28
Reid (F)	5-7	0-0	0-2	1-3	4	1	10	3	2	0	2	29
Alabi (C)	3-5	0-0	0-0	0-1	1	4	6	0	3	1	0	18
Snaer (G)	2-5	0-2	0-1	0-1	1	2	4	1	2	0	0	24
Kitchen (G)	3-7	1-2	0-0	1-7	8	0	7	1	0	1	1	31
Jordan	0-1	0-0	0-0	0-1	1	0	0	0	1	0	0	3
Gibson	4-7	1-1	1-1	2-2	4	1	10	1	0	2	0	19
Loucks	4-4	1-1	2-3	0-4	4	2	11	4	1	0	1	22
Dulkys	2-4	2-4	0-0	0-1	1	2	6	2	1	0	0	20
Shannon	0-0	0-0	0-0	0-0	0	2	0	0	0	0	0	3
Rutledge	0-1	0-0	0-0	0-1	1	0	0	0	1	0	0	1
Yawn	0-1	0-0	0-0	0-0	0	0	0	0	0	0	0	1
Moreau	1-1	1-1	0-0									

CLEMSON 72 February 20, 2010
VIRGINIA 49 Littlejohn Coliseum • Clemson, S.C.

VIRGINIA (14-11, 5-7)

Player	FG	3FG	FT	O-D	Reb	PF	Pts	A	TO	Blk	Stl	Min
Scott (F)	7-14	0-0	0-0	3-1	4	1	14	0	1	1	1	25
Sene (C)	0-2	0-0	0-0	0-3	3	3	0	0	0	0	1	17
Evans (G)	1-4	0-0	1-2	1-0	1	2	3	0	1	0	3	26
Zeglinski (G)	5-12	1-5	0-0	0-8	8	2	11	2	2	0	1	35
Landesberg (G)	6-14	1-1	0-0	2-4	6	3	13	3	3	0	0	34
Farrakhan	0-3	0-3	0-0	0-0	0	1	0	2	2	0	0	11
Baker	0-1	0-0	0-0	0-0	0	0	0	0	0	0	0	3
Sherrill	0-2	0-2	0-0	0-1	1	0	0	0	2	0	1	9
Jones	1-5	0-1	2-2	0-1	1	0	4	1	0	0	0	17
Spurlock	0-1	0-1	0-0	0-0	0	0	0	0	1	0	0	7
Meyinsse	1-2	0-0	2-3	2-2	4	2	4	0	0	0	1	16
				3-0	3							
TOTALS	21-60	2-13	5-7	11-20	31	14	49	8	12	1	8	200
	<i>.350</i>	<i>.154</i>	<i>.714</i>									

CLEMSON (19-7, 7-5)

Player	FG	3FG	FT	O-D	Reb	PF	Pts	A	TO	Blk	Stl	Min
Potter (F)	2-7	2-6	0-0	0-3	3	1	6	1	0	0	1	26
T.Booker (F)	5-9	0-0	4-4	3-5	8	1	14	2	2	1	1	25
Grant (C)	8-9	0-0	2-2	1-4	5	0	18	1	1	4	0	24
Stitt (G)	2-3	0-1	1-1	0-3	3	0	5	4	3	0	0	23
Smith (G)	0-3	0-2	3-4	0-3	3	1	3	5	1	0	0	23
Johnson	1-6	1-3	0-0	0-3	3	1	3	1	1	1	0	19
Anderson	0-0	0-0	0-0	0-0	0	0	0	0	0	0	0	1
Baciu	0-0	0-0	0-0	0-0	0	0	0	0	0	0	0	1
Young	3-6	2-4	0-0	0-2	2	0	8	3	2	0	0	22
Narcisse	0-0	0-0	0-0	0-0	0	0	0	0	0	0	0	1
Jennings	4-4	1-1	2-2	0-1	1	2	11	0	0	0	0	15
D.Booker	1-3	0-0	0-0	1-2	3	0	2	0	0	0	0	15
Hill	1-2	0-0	0-0	0-1	1	0	2	1	2	0	0	5
				0-2	2							
TOTALS	27-52	6-17	12-13	5-29	34	6	72	18	12	6	2	200
	<i>.519</i>	<i>.353</i>	<i>.923</i>									

VIRGINIA	22	27	49	Officials:	Karl Hess, Ted Valentine, Brian Dorsey
CLEMSON	41	31	72	Technical:	none Attendance: 10,000

#5 DUKE 67 February 28, 2010
VIRGINIA 49 John Paul Jones Arena • Charlottesville, Va.

DUKE (25-4, 12-2)

Player	FG	3FG	FT	O-D	Reb	PF	Pts	A	TO	Blk	Stl	Min
Singler (F)	6-10	2-5	7-9	1-2	3	1	21	3	1	1	0	31
Thomas (F)	2-5	0-0	0-0	1-2	3	2	4	1	0	0	0	24
Zoubek (C)	0-0	0-0	0-0	0-4	4	4	0	0	1	1	0	14
Smith (G)	1-8	0-3	3-4	0-2	2	1	5	2	1	0	1	28
Scheyer (G)	8-14	4-7	0-0	0-3	3	1	20	3	1	0	5	33
Plumlee, Ma.	3-5	0-0	0-0	0-4	4	0	6	2	1	1	0	18
Dawkins	2-4	1-3	0-0	0-2	2	1	5	2	1	0	0	19
Plumlee, Mi.	1-3	0-0	1-2	0-5	5	5	3	0	2	1	1	21
Kelly	0-0	0-0	0-0	0-1	1	2	0	0	0	0	0	7
Davidson	0-0	0-0	1-2	0-0	0	0	1	0	0	0	0	3
Johnson	1-1	0-0	0-0	0-0	0	0	2	0	0	0	1	2
				2-2	4							
TOTALS	24-50	7-18	12-17	4-27	31	17	67	13	8	4	8	200
	<i>.480</i>	<i>.389</i>	<i>.706</i>									

VIRGINIA (14-13, 5-9)

Player	FG	3FG	FT	O-D	Reb	PF	Pts	A	TO	Blk	Stl	Min
Scott (F)	0-6	0-1	0-0	1-0	1	0	0	0	2	0	0	12
Meyinsse (F)	6-8	0-0	9-11	2-5	7	3	21	0	1	1	0	30
Baker (G)	0-2	0-0	0-0	0-0	0	0	0	1	1	0	0	10
Zeglinski (G)	2-9	1-6	1-1	0-3	3	2	6	2	1	0	0	33
Jones (G)	0-3	0-1	0-0	0-0	0	2	0	0	1	0	0	20
Evans	1-3	0-0	3-4	0-1	1	2	5	1	1	1	3	24
Farrakhan	3-11	1-3	0-0	2-0	2	1	7	0	3	0	0	27
Sene	1-4	0-0	0-0	1-9	10	2	2	1	2	2	0	27
Jonke	0-0	0-0	0-0	0-0	0	0	0	0	0	0	1	2
Sherrill	0-0	0-0	0-0	1-1	2	2	0	2	0	0	0	7
Spurlock	2-4	0-1	1-1	0-2	2	0	5	0	1	0	2	5
Tat	1-1	0-0	1-1	0-0	0	1	3	0	1	0	0	3
				3-2	5							
TOTALS	16-51	2-12	15-18	10-23	33	15	49	7	14	4	6	200
	<i>.314</i>	<i>.167</i>	<i>.833</i>									

DUKE	35	32	67	Officials:	Jamie Luckie, Sean Hull, Mike Eades
VIRGINIA	21	28	49	Technical:	none Attendance: 13,663

MIAMI 74 February 23, 2010
VIRGINIA 62 BankUnited Center • Coral Gables, Fla.

VIRGINIA (14-12, 5-8)

Player	FG	3FG	FT	O-D	Reb	PF	Pts	A	TO	Blk	Stl	Min
Scott (F)	0-7	0-1	0-0	0-3	3	0	0	1	2	1	1	22
Meyinsse (F)	3-8	0-0	7-9	3-4	7	4	13	3	1	1	0	34
Baker (G)	1-6	0-2	0-0	1-1	2	0	2	3	1	0	1	27
Zeglinski (G)	2-10	1-6	0-0	0-3	3	3	5	3	0	0	2	36
Landesberg (G)	8-14	6-8	5-6	0-4	4	1	27	2	2	0	1	36
Evans	0-1	0-0	0-0	2-0	2	1	0	0	0	0	1	3
Sene	1-1	0-0	0-0	2-2	4	4	2	0	1	0	0	11
Sherrill	0-1	0-0	0-0	0-0	0	2	0	0	0	0	0	2
Jones	4-8	3-7	0-0	0-3	3	0	11	0	1	0	0	23
Tat	1-1	0-0	0-0	1-0	1	0	2	0	0	0	0	6
				0-2	2							
TOTALS	20-57	10-24	12-15	9-22	31	15	62	12	8	2	6	200
	<i>.351</i>	<i>.417</i>	<i>.800</i>									

MIAMI (18-9, 4-9)

Player	FG	3FG	FT	O-D	Reb	PF	Pts	A	TO	Blk	Stl	Min
Collins (F)	7-11	0-0	4-4	3-3	6	2	18	5	1	2	1	36
Gamble (C)	6-8	0-0	1-3	4-8	12	2	13	3	0	1	0	25
Scott (G)	4-8	1-3	2-2	0-4	4	1	11	2	1	0	0	30
Dews (G)	6-16	1-4	0-0	1-6	7	2	13	3	1	1	1	33
Adams (G)	1-2	1-2	0-0	1-2	3	0	3	0	0	0	0	16
Grant	2-5	2-4	2-2	0-3	3	0	8	4	2	0	1	28
McGowan	0-1	0-1	0-0	0-0	0	2	0	0	0	0	0	1
Thomas	2-6	2-6	2-2	1-2	3	1	8	1	2	0	1	23
Jones	0-1	0-1	0-0	0-0	0	0	0	0	0	0	0	2
Johnson	0-1	0-0	0-0	0-0	0	2	0	0	1	0	0	6
				0-1	1							
TOTALS	28-59	7-21	11-13	10-29	39	12	74	18	8	4	4	200
	<i>.475</i>	<i>.333</i>	<i>.846</i>									

VIRGINIA	32	30	62	Officials:	Gary Maxwell, Roger Ayers, Bernard Clinton
MIAMI	33	41	74	Technical:	none Attendance: 3,909

BOSTON COLLEGE 68 March 3, 2010
VIRGINIA 55 Conte Forum • Chestnut Hill, Mass.

VIRGINIA (14-14, 5-10)

Player	FG	3FG	FT	O-D	Reb	PF	Pts	A	TO	Blk	Stl	Min
Meyinsse (F)	6-6	0-0	0-0	1-4	5	2	12	1	2	1	0	21
Sene (C)	1-1	0-0	0-0	0-1	1	2	2	0	1	0	0	17
Evans (G)	0-2	0-0	0-0	1-3	4	3	0	1	0	0	1	20
Zeglinski (G)	0-6	0-3	0-0	1-2	3	0	0	1	1	0	0	15
Landesberg (G)	6-15	1-6	0-2	0-1	1	3	13	3	3	0	0	36
Farrakhan	3-6	1-1	1-3	0-1	1	1	8	4	0	0	0	29
Sherrill	1-3	0-2	0-0	2-1	3	0	2	0	0	0	0	9
Jones	0-2	0-1	0-0	0-1	1	0	0	0	0	0	0	11
Scott	6-8	0-0	1-2	3-6	9	2	13	3	3	0	0	31
Tat	1-3	0-0	3-4	1-0	1	4	5	0	1	0	1	11
				0-2	2							
TOTALS	24-52	2-13	5-11	9-22	31	17	55	13	12	1	2	200
	<i>.462</i>	<i>.154</i>	<i>.455</i>									

BOSTON COLLEGE (15-14, 6-9)

Player	FG	3FG	FT	O-D	Reb	PF	Pts	A	TO	Blk	Stl	Min
Raji (F)	6-12	0-0	6-9	5-4	9	1	18	3	1	0	0	32
Trapani (F)	5-8	2-4	2-2	2-3	5	3	14	1	2	0	0	19
Southern (C)	1-2	0-0	0-0	1-1	2	2	2	2	0	0	0	17
Jackson (G)	1-3	0-1	2-2	1-5	6	1	4	4	2	1	2	30
Sanders (G)	5-12	1-3										

#22 MARYLAND 74 March 6, 2010
VIRGINIA 68 John Paul Jones Arena • Charlottesville, Va.

MARYLAND (23-7, 13-3)

Player	FG	3FG	FT	O-D	Reb	PF	Pts	A	TO	Blk	Stl	Min
Milbourne (F)	1-7	0-1	3-6	4-3	7	2	5	1	0	1	1	35
Williams (F)	3-8	0-0	1-2	2-3	5	3	7	1	0	1	1	25
Hayes (G)	4-7	1-3	2-2	1-2	3	2	11	5	4	0	1	31
Mosley (G)	1-3	0-0	8-8	1-1	2	3	10	2	1	0	0	26
Vasquez (G)	7-18	5-11	4-4	0-2	2	2	23	5	3	1	4	37
Bowie	3-3	2-2	0-0	0-3	3	2	8	0	0	0	0	12
Tucker	2-4	0-1	1-2	2-1	3	0	5	0	1	0	0	14
Gregory	2-5	0-0	1-2	5-1	6	0	5	0	0	0	0	20
				2-2	4							
TOTALS	23-55	8-18	20-26	17-18	35	14	74	14	9	3	7	200
	<i>.418</i>	<i>.444</i>	<i>.769</i>									

VIRGINIA (14-15, 5-11)

Player	FG	3FG	FT	O-D	Reb	PF	Pts	A	TO	Blk	Stl	Min
Scott (F)	1-3	0-0	0-0	0-1	1	3	2	1	1	0	1	15
Tat (F)	0-0	0-0	0-0	0-0	0	2	0	0	1	0	0	3
Meyinsse (C)	7-8	0-0	3-4	0-3	3	4	17	0	0	0	0	33
Farrakhan (G)	4-9	0-4	0-0	0-2	2	0	8	5	3	0	2	31
Baker (G)	0-3	0-0	0-0	0-0	0	0	0	2	0	0	0	11
Evans	1-3	0-0	0-0	0-0	0	0	2	5	3	0	0	22
Sene	0-0	0-0	0-0	1-2	3	2	0	0	0	0	0	10
Zeglinski	5-11	4-8	0-0	0-6	6	4	14	3	1	0	1	30
Sherrill	4-5	1-2	0-0	1-1	2	1	9	1	1	0	0	23
Jones	4-7	4-6	4-4	0-1	1	2	16	1	1	0	0	22
				2-1	3							
TOTALS	26-49	9-20	7-8	4-17	21	18	68	18	11	0	4	200
	<i>.531</i>	<i>.450</i>	<i>.875</i>									

MARYLAND	38	36	74
VIRGINIA	27	41	68

Officials: Jamie Luckie, Tim Nestor, Roger Ayers
 Technicals: Virginia Bench
 Attendance: 13,431

VIRGINIA TEAM AND INDIVIDUAL HIGHS FOR THE 2009-10 SEASON

Team		Individual	
Points:	85 vs. Longwood (85-72)	Points:	29 Sylven Landesberg at North Carolina
FG Att:	65 at Wake (22-65)	FG Att:	20 Sylven Landesberg (8-20) at Auburn
	vs. Wake (22-65)		
FG Made:	30 on three occasions	FG Made:	11 Sylven Landesberg (11-18) at North Carolina
FG %:	60.0 vs. Longwood (30-50)	FG %:⁽¹⁾	100.0 Jerome Meynsse (6-6) at Boston College
3-FG Att:	24 at Miami (10-24)	3-FG Att:	9 Sammy Zeglinski (4-9) vs. Penn State; Zeglinski (5-9) at Auburn
3-FG Made:	11 vs. Hampton (11-23)	3-FG Made:	6 Sylven Landesberg (6-8) at Miami
3-FG %:	58.8 vs. Cleveland State (10-17)	3-FG %:⁽²⁾	100.0 Jeff Jones (4-4) at Auburn
FT Att:	27 vs. Oral Roberts (20-27)	FT Att:	11 Sylven Landesberg (10-11) vs. Wake Forest
			Jerome Meynsse (9-11) vs. Duke
FT Made:	23 vs. Georgia Tech (23-26)	FT Made:	10 Sylven Landesberg (10-11) vs. Wake Forest
FT %:	95.0 at NC State (19-20)	FT %:⁽¹⁾	100.0 Sylven Landesberg (9-9) vs. Georgia Tech
Rebounds:	46 vs. NJIT	Rebounds:	13 Mike Scott vs. Longwood, Mike Scott at Virginia Tech
Assists:	22 vs. Hampton	Assists:	9 Sylven Landesberg vs. NC State
	vs. UT-Pan American		
Turnovers:	16 on three occasions	Turnovers:	6 Sylven Landesberg vs. Virginia Tech
Blocks:	7 vs. Hampton, vs. Virginia Tech	Blocks:	5 Assane Sene vs. Hampton
Steals:	12 vs. UNCW, at Wake	Steals:	4 Sammy Zeglinski vs. UT-Pan American, at North Carolina
Fouls:	25 vs. Penn State, at Wake		

OPPONENT TEAM AND INDIVIDUAL HIGHS FOR THE 2009-10 SEASON

Team		Individual	
Points:	85 by Maryland ¹ (66-85)	Points:	32 Talor Battle (Penn State)
FG Att:	64 by GT (33-64), by Md ¹ (36-64)	FG Att:	24 Malcolm Delaney (9-24, Virginia Tech ¹)
FG Made:	36 by Maryland ¹ (36-64)	FG Made:	13 Elijah Millsap (13-22, UAB)
FG%:	56.3 by Maryland ¹ (36-64)	FG%:⁽¹⁾	100.0 Aaron Pogue (5-5, Cleveland State)
			Brendon Knox (5-5, Auburn)
3-FG Att:	26 by Auburn (10-26)	3-FG Att:	11 Greivis Vasquez (5-11, Maryland ²)
3-FG Made:	11 by UNC Wilmington (11-24)	3-FG Made:	5 Talor Battle (5-9, Penn State)
			Ahmad Grant (5-6, UNCW)
3-FG %:	50.0 on three occasions	3-FG %:⁽²⁾	100.0 Greivis Vasquez (5-11, Maryland ²)
			Justin Leemow (3-3, USF)
FT Att:	29 by Wake Forest ¹ (20-29)	FT Att:	13 Dorenzo Hudson (3-3, Virginia Tech ¹)
FT Made:	20 by Wake Forest ¹ (20-29)	FT Made:	9 Talor Battle (9-13, Penn State)
	by Maryland ² (20-26)		Talor Battle (9-13, Penn State)
FT %:	92.3 by Clemson (12-13)	FT %:⁽¹⁾	100.0 Malcolm Delaney (9-10, Virginia Tech ¹)
Rebounds:	46 by Wake Forest ²	Rebounds:	13 Sean Mosley (8-8, Maryland ²)
Assists:	22 by Maryland ¹	Assists:	13 Landry Fields (Stanford)
Turnovers:	24 by Wake Forest ¹	Assists:	9 Eric Hayes (Maryland ¹)
Blocks:	8 by Wake Forest ²	Turnovers:	6 Augustus Gilchrist (USF), L.D. Williams (Wake ¹)
Steals:	11 by Virginia Tech ¹	Blocks:	4 Jeff Allen (VT ²), Jerai Grant (Clemson)
Fouls:	20 by Oral Roberts	Steals:	5 Jon Scheyer (Duke)

VIRGINIA AND OPPONENT TEAM LOWS FOR THE 2009-10 SEASON

Virginia		Opponent	
Points:	49 on three occasions	Points:	37 by NJIT (37-68)
FG Att:	45 vs. Stanford (17-45)	FG Att:	44 by Wake ¹ (23-44)
FG Made:	16 vs. Duke (16-51)	FG Made:	13 by NJIT (13-48)
FG %:	31.4 vs. Duke (16-51)	FG %:	27.1 by NJIT (13-48)
3-FG Att:	10 vs. UNC Wilmington (3-10)	3-FG Att:	8 by Maryland ¹ (4-8)
3-FG Made:	2 on five occasions	3-FG Made:	2 by UAB (2-14), by NC State ² (2-11)
3-FG %:	12.5 at Maryland (2-16)	3-FG %:	14.3 by UAB (2-14)
FT Att:	7 at Clemson (5-7)	FT Att:	5 by UNC Wilmington (4-5)
FT Made:	5 on three occasions	FT Made:	3 by Georgia Tech (3-11)
FT %:	45.5 at Boston College (5-11)	FT %:	27.3 by Georgia Tech (3-11)
Rebounds:	21 vs. Maryland	Rebounds:	18 by Cleveland State
Assists:	6 at Wake	Assists:	5 by UT-Pan American
Turnovers:	7 vs. NJIT, vs. Georgia Tech	Turnovers:	7 by NC State ²
Blocks:	0 on three occasions	Blocks:	1 on five occasions
Steals:	2 at Virginia Tech, at Boston College	Steals:	2 by NC State ¹ , by Clemson
Fouls:	9 vs. NJIT, vs. UNC Wilmington	Fouls:	6 by Clemson

(1) Min. 5 made; (2) Min. 3 made

THE CAVALIERS' RECORD IN 2009-10 WHEN UVa:

leads at halftime.....	9-5
trails at halftime.....	5-10
tied at halftime.....	0-0
goes into overtime.....	0-2
leads by 10 or more points.....	12-3
trails by 10 or more points.....	3-10
shoots 50% or better.....	7-1
shoots less than 50%.....	7-14
shoots less than 45%.....	5-13
shoots less than 40%.....	1-10
opponent shoots 50% or better.....	3-5
opponent shoots less than 50%.....	11-10
opponent shoots less than 45%.....	9-6
opponent shoots less than 40%.....	7-2
has higher FG% than opponent.....	11-2
has lower FG% than opponent.....	3-13
has same FG% as opponent.....	0-0
outrounds its opponent.....	11-2
is outrebounded by opponent.....	2-13
has same rebounds as opponent.....	1-0
has more offensive rebounds than opponent.....	11-6
has fewer offensive rebounds than opponent.....	3-9
has same offensive rebounds as opponent.....	0-0
has fewer turnovers than opponent.....	10-7
has more turnovers than opponent.....	3-6
has same turnovers as opponent.....	1-2
has fewer than 10 turnovers.....	4-6
opponent has fewer than 10 turnovers.....	2-4
shoots more FTs than opponent.....	8-6
shoots fewer FTs than opponent.....	6-9
shoots the same FTs as opponent.....	0-0
has game decided by 10 points or less.....	4-7
has game decided by 5 points or less.....	1-5
scores <60 points.....	1-8
scores 60-69 points.....	2-6
scores 70-79 points.....	8-1
scores 80-89 points.....	3-0
scores 90+ points.....	0-0
allows <60 points.....	7-1
allows 60-69 points.....	5-9
allows 70-79 points.....	2-4
allows 80-89 points.....	0-1
allows 90+ points.....	0-0
wins the tip.....	5-4
loses the tip.....	9-11

VIRGINIA IN ITS 14 WINS:

UVa's FG percentage.....	48.2 (372-772)
UVa's FT percentage.....	78.3 (202-258)
UVa's 3FG percentage.....	43.4 (92-212)
UVa's offensive rebounds /game.....	10.9 (152)
UVa's rebounds/game.....	36.7 (514)
UVa's rebound margin/game.....	+7.9 (36.7-28.8)
UVa's assists/game.....	15.7 (220)
UVa's turnovers/game.....	10.6 (148)
UVa's points/game.....	74.1 (1038)
Opponent's FG percentage.....	40.9 (306-749)
Opponent's points/game.....	58.1 (813)
Opponent's turnovers/game.....	12.5 (175)
Opponent's FT attempts/game.....	14.7 (206)

VIRGINIA IN ITS 15 LOSSES:

UVa's FG percentage.....	38.1 (321-842)
UVa's FT percentage.....	70.9 (161-227)
UVa's 3FG percentage.....	28.5 (74-260)
UVa's offensive rebounds /game.....	10.0 (150)
UVa's rebounds/game.....	31.4 (471)
UVa's rebound margin/game.....	-5.9 (31.4-37.3)
UVa's assists/game.....	10.7 (160)
UVa's turnovers/game.....	11.1 (166)
UVa's points/game.....	58.5 (877)
Opponent's FG percentage.....	46.7 (380-814)
Opponent's points/game.....	69.3 (1039)
Opponent's turnovers/game.....	11.7 (176)
Opponent's FT attempts/game.....	18.7 (281)

ADDITIONAL TEAM INFORMATION ...

Largest halftime lead:
 Largest halftime deficit:
 Largest halftime deficit overcome in a victory:
 Largest halftime lead surrendered in a loss:
 Largest deficit overcome in a victory:

Largest lead surrendered in a loss:
 Largest deficit at any time:
 Largest lead at any time:
 Most consecutive points scored:
 Most consecutive points allowed:

22 vs. Longwood, Nov. 13 (49-27)
 19 at Wake, Jan. 23 (15-34); at Clemson, Feb. 20 (22-41)
 7 vs. Cleveland State, Nov. 25 (27-34)
 6 vs. Penn State, Nov. 30 (27-21)
 10 vs. Cleveland State, Nov. 25 (down 29-39 @ 17:33, 2nd Half)
 10 at NC State, Jan. 9 (down 33-43 @ 12:35, 2nd Half)
 10 vs. UNCW, Jan. 18 (down 14-24 @ 10:45, 1st Half)
 12 vs Virginia Tech, Jan. 28 (led 22-10 @ 5:28, 1st Half)
 32 at Clemson, Feb. 20 (34-66 @ 5:37 2nd Half)
 33, vs. Rider, Nov. 19, (73-40 @ 4:28 2nd Half)
 20 vs. UNC Wilmington, Jan. 18
 16 at Wake Forest, Jan. 23

VIRGINIA'S LEADING PERFORMERS IN 2009-10 ...

OPPONENT	SCORE	POINTS	REBOUNDS	ASSISTS
Longwood	85-72	Sylden Landesberg (23)	Mike Scott (13)	Three players (4)
at USF	49-66	Sylden Landesberg (14)	Jeff Jones (5), Mike Scott (5)	Three players (2)
Rider	79-46	Mike Scott (17)	Mike Scott (9)	Mike Scott (3)
Oral Roberts	76-55	Mike Scott (15)	Mike Scott (10)	Mustapha Farrakhan (4)
vs. Stanford	52-57	Jeff Jones (17)	Mike Scott (9)	Scott (3), Zeglinski (3)
vs. Cleveland State	76-65	Sylden Landesberg (20)	Mike Scott (8)	Sylden Landesberg (5)
Penn State	66-69	Sylden Landesberg (18)	Mike Scott (11)	Four players (2)
at Auburn	67-68	Sylden Landesberg (20)	Sammy Zeglinski (5)	Jontel Evans (5)
NJIT	68-37	Jeff Jones (11)	Assane Sene (11)	Jontel Evans (3)
Hampton	80-54	Sylden Landesberg (14)	Sylden Landesberg (12)	Sylden Landesberg (6)
#24 UAB	72-63	Sylden Landesberg (19)	Mike Scott (7)	Calvin Baker (6)
Texas-Pan American	72-53	Mike Scott (22)	Mike Scott (7)	Calvin Baker (7)
at NC State	70-62	Sylden Landesberg (23)	Sammy Zeglinski (8)	Baker (3), Zeglinski (3)
#20 Georgia Tech	82-75	Sylden Landesberg (22)	Four players (6)	Sylden Landesberg (5)
#23 Miami	75-57	Sylden Landesberg (18)	Zeglinski (7), Evans (7)	Sammy Zeglinski (6)
UNC Wilmington	69-67	Sylden Landesberg (19)	Sammy Zeglinski (8)	Sammy Zeglinski (5)
at Wake Forest	57-69	Sylden Landesberg (18)	Three players (4)	Three players (2)
Virginia Tech	71-76 (ot)	Mike Scott (21)	Mike Scott (8)	Sylden Landesberg (5)
at North Carolina	75-60	Sylden Landesberg (29)	Three players (5)	Jontel Evans (6)
NC State	59-47	Mike Scott (15)	Mike Scott (10)	Sylden Landesberg (9)
Wake Forest	61-64 (ot)	Sylden Landesberg (28)	Mike Scott (10)	Three players (3)
at Virginia Tech	55-61	Mike Scott (20)	Mike Scott (13)	Jontel Evans (3)
at Maryland	66-85	Scott (16), Jones (16)	Mike Scott (6)	Sylden Landesberg (2)
Florida State	50-69	Jeff Jones (13)	Mike Scott (6)	Sylden Landesberg (4)
at Clemson	49-72	Mike Scott (14)	Sammy Zeglinski (8)	Sylden Landesberg (3)
at Miami	62-74	Sylden Landesberg (27)	Jerome Meyinsse (7)	Three players (3)
#5 Duke	49-67	Jerome Meyinsse (21)	Assane Sene (10)	Zeglinski (2), Sherrill (2)
at Boston College	55-68	Landesberg (13), Scott (13)	Mike Scott (9)	Mustapha Farrakhan (4)
#22 Maryland	68-74	Jerome Meyinsse (17)	Sammy Zeglinski (6)	Evans (5), Farrakhan (5)

LED VIRGINIA IN...
SCORING

	'10	'09	'08	'07	Career
Landesberg	16	16			32
Scott	9	2	-		11
Jones	4	2	1		7
Meyinsse	2	-	-	-	2
Baker	-	2	1		3
Zeglinski	-	1	-		1

REBOUNDING

	'10	'09	'08	'07	Career
Scott	18	13	8		39
Zeglinski	6	1	-		7
Landesberg	4	9			13
Meyinsse	4	-	1	-	5
Sene	3	5			8
Jones	1	1	-		2
Evans	1				1
Sherrill	1	-	-		1
Baker	-	-	3		3
Tat	-	-	-	1	1

ASSISTS

	'10	'09	'08	'07	Career
Landesberg	12	8			20
Zeglinski	11	13	-		24
Farrakhan	7	2	-		9
Baker	6	11	5		22
Evans	6				6
Scott	2	3	-		5
Meyinsse	1	-	-	-	1
Sherrill	1	-	-		1
Tat	-	-	-	2	2
Jones	-	1	-		1

The Automated ScoreBook
Virginia Season Schedule/Results & Leaders (as of Mar 06, 2010)
All games

RECORD:	OVERALL	HOME	AWAY	NEUTRAL
ALL GAMES	14-15	11-6	2-8	1-1
CONFERENCE	5-11	3-5	2-6	0-0
NON-CONFERENCE	9-4	8-1	0-2	1-1

Date	Opponent	Score	Att.	High Points	High Rebounds
11/13/09	LONGWOOD	W 85-72	10787	(23)Sylvan Landesberg	(13)Mike Scott
11/16/09	at USF	49-66 L	4193	(14)Sylvan Landesberg	(5)Mike Scott (5)Jeff Jones
11/19/09	RIDER	W 79-46	8061	(17)Mike Scott	(9)Mike Scott
11/21/09	ORAL ROBERTS	W 76-55	8829	(15)Mike Scott	(10)Mike Scott
11/24/09	#vs Stanford	52-57 L	200	(17)Jeff Jones	(9)Mike Scott
11/25/09	#vs Cleveland State	W 76-65		(20)Sylvan Landesberg	(8)Mike Scott
11/30/09	PENN STATE	66-69 L	8898	(18)Sylvan Landesberg	(11)Mike Scott
12/07/09	at Auburn	67-68 L	5493	(20)Sylvan Landesberg	(5)Sammy Zeglinski
12/21/09	NJIT	W 68-37	7264	(11)Jeff Jones	(11)Assane Sene
12/23/09	HAMPTON	W 80-54	7803	(14)Sylvan Landesberg	(12)Sylvan Landesberg
12/30/09	UAB	W 72-63	9444	(19)Sylvan Landesberg	(7)Mike Scott
01/05/10	TEXAS-PANAMERICAN	W 72-53	7574	(22)Mike Scott	(7)Mike Scott
1/9/10	*at NC State	W 70-62	16289	(23)Sylvan Landesberg	(8)Sammy Zeglinski
01/13/10	*GEORGIA TECH	W 82-75	8924	(22)Sylvan Landesberg	(6)Sylvan Landesberg (6)Mike Scott (6)Jerome Meyinsse
01/16/10	*MIAMI	W 75-57	11413	(18)Sylvan Landesberg	(7)Sammy Zeglinski (7)Jontel Evans
01/18/10	UNC WILMINGTON	W 69-67	10420	(19)Sylvan Landesberg	(8)Sammy Zeglinski
01/23/10	*at Wake Forest	57-69 L	13831	(18)Sylvan Landesberg	(4)Jerome Meyinsse (4)Will Sherrill (4)Sylvan Landesberg
01/28/10	*VIRGINIA TECH	71-76 Lot	13449	(21)Mike Scott	(8)Mike Scott
01/31/10	*at North Carolina	W 75-60	14437	(29)Sylvan Landesberg	(5)Jerome Meyinsse (5)Sylvan Landesberg (5)Mike Scott
02/03/10	*NC STATE	W 59-47	10092	(15)Mike Scott	(10)Mike Scott
02/06/10	*WAKE FOREST	61-64 Lot	11972	(28)Sylvan Landesberg	(10)Mike Scott
02/13/10	*at Virginia Tech	55-61 L	9847	(20)Mike Scott	(13)Mike Scott
02/15/10	*at Maryland	66-85 L	17091	(16)Mike Scott (16)Jeff Jones	(6)Mike Scott
02/17/10	*FLORIDA STATE	50-69 L	10365	(13)Jeff Jones	(6)Mike Scott
2/20/10	*at Clemson	49-72 L	10000	(14)Mike Scott	(8)Sammy Zeglinski
02/23/10	*at Miami	62-74 L	3909	(27)Sylvan Landesberg	(7)Jerome Meyinsse
02/28/10	*DUKE	49-67 L	13663	(21)Jerome Meyinsse	(10)Assane Sene
3-3-10	*at Boston College	55-68 L	3968	(13)Sylvan Landesberg (13)Mike Scott	(9)Mike Scott
03/06/10	*MARYLAND	68-74 L	13431	(17)Jerome Meyinsse	(6)Sammy Zeglinski

* = Conference game

= Cancun, Mexico

Attendance Summary	Games	Attend	Avg/Game
Home	17	172389	10141
Away	10	99058	9906
Neutral	2	200	100
Total	29	271647	9367

The Automated ScoreBook
Virginia Points-Rebounds-Assists (as of Mar 06, 2010)
All games

Opponent	Date	Score		01	02	04	05	13	15	22
				EVANS,JONT	FARRAKHAN	BAKER,CALV	SENE,ASSAN	ZEGLINSKI,	LANDESBER	SHERRILL,W
LONGWOOD	11/13/09	85-72	W	4-2-1	17-5-4	DNP	DNP	14-6-4	23-6-4	DNP
at USF	11/16/09	49-66	L	2-0-0	3-1-2	5-2-1	DNP	2-0-2	14-2-2	2-1-0
RIDER	11/19/09	79-46	W	0-1-2	8-1-2	8-2-2	DNP	12-4-2	10-4-1	2-6-1
ORAL ROBERTS	11/21/09	76-55	W	0-0-0	13-2-4	4-0-2	8-7-0	13-3-1	14-7-3	3-3-0
vs Stanford	11/24/09	52-57	L	0-0-0	3-1-1	1-1-1	2-3-0	2-6-3	16-4-2	0-1-0
vs Cleveland State	11/25/09	76-65	W	0-0-0	11-1-2	0-0-1	0-1-0	10-3-4	20-5-5	18-6-2
PENN STATE	11/30/09	66-69	L	0-0-0	5-0-2	2-1-2	DNP	16-1-2	18-5-2	0-4-1
at Auburn	12/07/09	67-68	L	4-2-5	0-1-1	2-1-1	2-3-0	18-5-4	20-3-1	3-4-1
NJIT	12/21/09	68-37	W	7-5-3	0-2-2	9-2-1	4-11-1	8-4-0	10-5-1	8-4-2
HAMPTON	12/23/09	80-54	W	4-3-3	10-1-2	5-2-4	8-8-1	13-1-2	14-12-6	9-4-2
UAB	12/30/09	72-63	W	9-0-3	10-2-2	8-2-6	1-2-0	9-1-0	19-6-4	0-5-0
TEXAS-PAN AMERICAN	01/05/10	72-53	W	5-1-3	0-2-1	5-3-7	0-5-0	13-2-6	20-6-3	4-4-1
at NC State	1/9/10	70-62	W	2-1-2	3-3-1	2-2-3	DNP	10-8-3	23-5-0	2-4-0
GEORGIA TECH	01/13/10	82-75	W	0-0-3	15-1-4	2-1-0	2-6-0	10-3-1	22-6-5	2-1-0
MIAMI	01/16/10	75-57	W	4-7-4	13-3-2	4-1-2	0-2-0	10-7-6	18-2-3	0-2-0
UNC WILMINGTON	01/18/10	69-67	W	4-2-3	3-2-0	0-1-1	2-2-0	10-8-5	19-5-0	3-0-0
at Wake Forest	01/23/10	57-69	L	4-1-2	10-3-2	DNP	0-3-0	1-2-2	18-4-0	5-4-0
VIRGINIA TECH	01/28/10	71-76	L	0-1-1	2-3-0	DNP	DNP	9-5-4	18-4-5	0-4-0
at North Carolina	01/31/10	75-60	W	4-2-6	0-1-1	3-1-1	0-2-0	19-2-4	29-5-2	2-4-1
NC STATE	02/03/10	59-47	W	0-0-0	11-3-1	5-0-1	0-2-0	8-4-2	7-6-9	3-5-0
WAKE FOREST	02/06/10	61-64	L	3-1-2	7-1-2	0-1-3	0-1-0	3-4-3	28-7-3	7-3-0
at Virginia Tech	02/13/10	55-61	L	1-1-3	0-0-0	2-2-1	0-3-0	4-5-2	17-6-2	3-3-1
at Maryland	02/15/10	66-85	L	6-1-1	4-2-1	2-1-1	2-4-1	0-0-1	12-4-2	2-3-0
FLORIDA STATE	02/17/10	50-69	L	0-0-0	4-0-1	5-2-0	2-2-0	5-4-2	4-2-4	0-3-0
at Clemson	2/20/10	49-72	L	3-1-0	0-0-2	0-0-0	0-3-0	11-8-2	13-6-3	0-1-0
at Miami	02/23/10	62-74	L	0-2-0	DNP	2-2-3	2-4-0	5-3-3	27-4-2	0-0-0
DUKE	02/28/10	49-67	L	5-1-1	7-2-0	0-0-1	2-10-1	6-3-2	DNP	0-2-2
at Boston College	3-3-10	55-68	L	0-4-1	8-1-4	DNP	2-1-0	0-3-1	13-1-3	2-3-0
MARYLAND	03/06/10	68-74	L	2-0-5	8-2-5	0-0-2	0-3-0	14-6-3	DNP	9-2-1

Opponent	Date	Score		23	24	32	45	55
				JONES,JEFF	SPURLOCK,T	SCOTT,MIKE	TAT,SOLOMO	MEYINSSE,J
LONGWOOD	11/13/09	85-72	W	10-1-1	0-0-0	12-13-0	DNP	5-2-0
at USF	11/16/09	49-66	L	7-5-0	1-1-0	9-5-0	0-0-0	4-4-0
RIDER	11/19/09	79-46	W	11-1-0	3-2-0	17-9-3	4-4-0	4-2-2
ORAL ROBERTS	11/21/09	76-55	W	2-0-0	2-0-0	15-10-2	0-0-0	2-6-0
vs Stanford	11/24/09	52-57	L	17-1-0	DNP	7-9-3	DNP	4-8-0
vs Cleveland State	11/25/09	76-65	W	0-2-0	DNP	15-8-3	DNP	2-2-0
PENN STATE	11/30/09	66-69	L	3-0-0	DNP	17-11-1	DNP	5-6-0
at Auburn	12/07/09	67-68	L	16-2-0	DNP	DNP	DNP	2-3-0
NJIT	12/21/09	68-37	W	11-2-0	6-1-0	DNP	1-2-0	4-5-1
HAMPTON	12/23/09	80-54	W	8-1-1	5-2-1	DNP	4-1-0	0-1-0
UAB	12/30/09	72-63	W	0-0-0	DNP	10-7-0	DNP	6-3-0
TEXAS-PAN AMERICAN	01/05/10	72-53	W	1-1-0	0-1-0	22-7-1	0-0-0	2-1-0
at NC State	1/9/10	70-62	W	8-1-0	DNP	14-7-2	DNP	6-5-0
GEORGIA TECH	01/13/10	82-75	W	9-2-1	DNP	12-6-1	DNP	8-6-2
MIAMI	01/16/10	75-57	W	9-0-0	0-0-0	10-4-2	1-0-0	6-4-0
UNC WILMINGTON	01/18/10	69-67	W	2-0-1	DNP	12-3-2	DNP	14-3-0
at Wake Forest	01/23/10	57-69	L	10-3-0	DNP	6-2-0	0-0-0	3-4-0
VIRGINIA TECH	01/28/10	71-76	L	12-2-2	DNP	21-8-0	DNP	9-4-0
at North Carolina	01/31/10	75-60	W	0-0-0	0-0-0	11-5-3	0-0-0	7-5-0
NC STATE	02/03/10	59-47	W	0-0-0	DNP	15-10-1	DNP	10-4-0
WAKE FOREST	02/06/10	61-64	L	0-0-0	DNP	10-10-2	DNP	3-3-0
at Virginia Tech	02/13/10	55-61	L	2-0-1	DNP	20-13-1	DNP	6-6-0
at Maryland	02/15/10	66-85	L	16-2-1	4-1-0	16-6-0	DNP	2-1-0
FLORIDA STATE	02/17/10	50-69	L	13-3-2	5-0-0	10-6-1	DNP	2-5-0
at Clemson	2/20/10	49-72	L	4-1-1	0-0-0	14-4-0	DNP	4-4-0
at Miami	02/23/10	62-74	L	11-3-0	DNP	0-3-1	2-1-0	13-7-3
DUKE	02/28/10	49-67	L	0-0-0	5-2-0	0-1-0	3-0-0	21-7-0
at Boston College	3-3-10	55-68	L	0-1-0	DNP	13-9-3	5-1-0	12-5-1
MARYLAND	03/06/10	68-74	L	16-1-1	DNP	2-1-1	0-0-0	17-3-0

The Automated ScoreBook
Virginia Team Game-by-Game Comparison (as of Mar 06, 2010)
All games

Opponent	1st	2nd	Score	Mar	Total FG	FG Pct	3-Pointers	3FG Pct	Free Throws	FT Pct	Rebounds	Assist	T/Over	Block	Steal	Fouls
LONGWOOD	49/27	36/45	85-72	+13	30-50/29-61	.600/.475	6-14/8-22	.429/.364	19-24/6-10	.792/.600	36/21 +15	14/12	16/11	2/1	6/9	14/19
USF	27/31	22/35	49-66	(17)	17-52/24-45	.327/.533	2-12/5-11	.167/.455	13-17/13-18	.765/.722	24/35 (11)	7/11	9/14	1/4	5/6	17/17
RIDER	36/22	43/24	79-46	+33	29-56/17-51	.518/.333	7-16/7-23	.438/.304	14-19/5-12	.737/.417	42/27 +15	15/10	10/14	3/5	5/3	14/16
ORAL ROBERTS	41/35	35/20	76-55	+21	25-55/18-56	.455/.321	6-15/7-17	.400/.412	20-27/12-20	.741/.600	44/35 +9	12/7	10/14	3/3	5/4	17/20
Stanford	31/30	21/27	52-57	(5)	17-45/21-54	.378/.389	4-18/8-16	.222/.500	14-24/7-15	.583/.467	35/36 (1)	10/11	13/10	4/1	8/5	18/18
Cleveland State	27/34	49/31	76-65	+11	28-53/26-47	.528/.553	10-17/9-21	.588/.429	10-14/4-8	.714/.500	32/18 +14	17/14	10/10	2/3	6/7	10/16
PENN STATE	27/21	39/48	66-69	(3)	25-61/23-52	.410/.442	8-15/6-17	.533/.353	8-13/17-25	.615/.680	35/38 (3)	10/12	8/10	3/3	4/4	25/17
Auburn	34/32	33/36	67-68	(1)	25-58/25-53	.431/.472	9-22/10-26	.409/.385	8-10/8-17	.800/.471	31/35 (4)	13/12	9/12	4/3	6/4	21/15
NJIT	32/19	36/18	68-37	+31	24-62/13-48	.387/.271	7-20/6-17	.350/.353	13-17/5-10	.765/.500	46/31 +15	12/8	7/14	5/2	11/4	9/15
HAMPTON	48/28	32/26	80-54	+26	30-60/20-54	.500/.370	11-23/6-21	.478/.286	9-10/8-12	.900/.667	41/26 +15	22/7	11/13	7/4	6/6	12/12
UAB	30/35	42/28	72-63	+9	25-52/28-59	.481/.475	6-13/2-14	.462/.143	16-21/5-15	.762/.333	32/33 (1)	15/7	12/13	6/1	6/3	17/18
TEXAS-PAN AMERICAN	40/23	32/30	72-53	+19	30-53/20-48	.566/.417	7-12/4-14	.583/.286	5-9/9-13	.556/.692	33/25 +8	22/5	11/14	3/2	8/4	14/13
NC State	26/30	44/32	70-62	+8	23-54/21-52	.426/.404	5-11/4-14	.455/.286	19-20/16-26	.950/.615	36/30 +6	11/14	10/9	4/2	6/2	16/19
GEORGIA TECH	38/39	44/36	82-75	+7	27-61/33-64	.443/.516	5-14/6-17	.357/.353	23-26/3-11	.885/.273	36/33 +3	17/15	7/11	1/5	6/4	14/19
MIAMI	33/21	42/36	75-57	+18	29-56/17-54	.518/.315	6-14/4-19	.429/.211	11-16/19-26	.688/.731	34/34 -	19/8	9/12	1/4	6/5	17/19
UNC WILMINGTON	34/27	35/40	69-67	+2	23-54/26-51	.426/.510	3-10/11-24	.300/.458	20-24/4-5	.833/.800	32/25 +7	12/16	11/16	0/4	12/4	9/16
Wake Forest	15/34	42/35	57-69	(12)	22-65/23-44	.338/.523	5-21/3-10	.238/.300	8-16/20-29	.500/.690	29/42 (13)	6/13	12/24	0/5	12/3	25/14
VIRGINIA TECH	27/28	38/37	71-76	(5)	25-57/28-62	.439/.452	6-19/4-12	.316/.333	15-22/16-20	.682/.800	34/39 (5)	12/12	16/14	7/1	7/11	23/17
North Carolina	35/30	40/30	75-60	+15	27-52/20-56	.519/.357	7-17/9-22	.412/.409	14-18/11-22	.778/.500	30/35 (5)	18/11	16/17	5/1	9/8	16/16
NC STATE	25/28	34/19	59-47	+12	22-54/18-48	.407/.375	6-16/2-11	.375/.182	9-13/9-16	.692/.563	40/30 +10	14/6	8/7	1/4	5/4	19/17
WAKE FOREST	34/29	21/26	61-64	(3)	22-65/25-57	.338/.439	5-19/3-12	.263/.250	12-16/11-23	.750/.478	34/46 (12)	15/6	9/13	1/8	5/4	20/18
Virginia Tech	25/21	30/40	55-61	(6)	21-64/20-54	.328/.370	3-18/5-13	.167/.385	10-15/16-20	.667/.800	43/38 +5	11/8	9/10	2/7	2/5	21/16
Maryland	34/52	32/33	66-85	(19)	22-58/36-64	.379/.563	2-16/4-8	.125/.500	20-22/9-15	.909/.600	28/42 (14)	8/22	12/13	2/4	5/6	20/19
FLORIDA STATE	24/33	26/36	50-69	(19)	18-48/28-56	.375/.500	5-18/7-14	.278/.500	9-13/6-12	.692/.500	31/34 (3)	10/15	12/10	3/5	4/7	15/16
Clemson	22/41	27/31	49-72	(23)	21-60/27-52	.350/.519	2-13/6-17	.154/.353	5-7/12-13	.714/.923	31/34 (3)	8/18	12/12	1/6	8/2	14/6
Miami	32/33	30/41	62-74	(12)	20-57/28-59	.351/.475	10-24/7-21	.417/.333	12-15/11-13	.800/.846	31/39 (8)	12/18	8/8	2/4	6/4	15/12
DUKE	21/35	28/32	49-67	(18)	16-51/24-50	.314/.480	2-12/7-18	.167/.389	15-18/12-17	.833/.706	33/31 +2	7/13	14/8	4/4	6/8	15/17
Boston College	23/37	32/31	55-68	(13)	24-52/25-57	.462/.439	2-13/3-12	.154/.250	5-11/15-18	.455/.833	31/35 (4)	13/14	12/9	1/3	2/6	17/14
MARYLAND	27/38	41/36	68-74	(6)	26-49/23-55	.531/.418	9-20/8-18	.450/.444	7-8/20-26	.875/.769	21/35 (14)	18/14	11/9	0/3	4/7	18/14

Note: Game totals are displayed in the format TEAM/OPPONENT for each category

The Automated ScoreBook
Virginia Game-by-Game Highs (as of Mar 06, 2010)
All games

Opponent	Date	Score	Points	Rebounds	Assists	Steals	Blocked shots
LONGWOOD	11/13/09	85-72	23-Sylden Landesberg	13-Mike Scott	4-Sylden Landesberg Mustapha Farrakhan Sammy Zeglinski	1-Mike Scott Jontel Evans Jeff Jones Sylden Landesberg Mustapha Farrakhan Sammy Zeglinski	2-Mike Scott
at USF	11/16/09	49-66	14-Sylden Landesberg	5-Jeff Jones Mike Scott	2-Sammy Zeglinski Mustapha Farrakhan Sylden Landesberg	2-Sammy Zeglinski	1-Sammy Zeglinski
RIDER	11/19/09	79-46	17-Mike Scott	9-Mike Scott	3-Mike Scott	1-Calvin Baker Jeff Jones Will Sherrill Sammy Zeglinski Mustapha Farrakhan	2-Jerome Meyinsse
ORAL ROBERTS	11/21/09	76-55	15-Mike Scott	10-Mike Scott	4-Mustapha Farrakhan	1-Calvin Baker Sylden Landesberg Jeff Jones Mike Scott Mustapha Farrakhan	2-Sylden Landesberg
vs Stanford	11/24/09	52-57	17-Jeff Jones	9-Mike Scott	3-Sammy Zeglinski Mike Scott	2-Jeff Jones	1-Will Sherrill Mike Scott Sylden Landesberg Jerome Meyinsse
vs Cleveland State	11/25/09	76-65	20-Sylden Landesberg	8-Mike Scott	5-Sylden Landesberg	3-Will Sherrill	1-Will Sherrill Mustapha Farrakhan
PENN STATE	11/30/09	66-69	18-Sylden Landesberg	11-Mike Scott	2-Sylden Landesberg Calvin Baker Mustapha Farrakhan Sammy Zeglinski	2-Sammy Zeglinski	1-Sylden Landesberg Jerome Meyinsse Sammy Zeglinski
at Auburn	12/07/09	67-68	20-Sylden Landesberg	5-Sammy Zeglinski	5-Jontel Evans	3-Jontel Evans	3-Assane Sene
NJIT	12/21/09	68-37	11-Jeff Jones	11-Assane Sene	3-Jontel Evans	3-Sylden Landesberg	2-Sammy Zeglinski Assane Sene
HAMPTON	12/23/09	80-54	14-Sylden Landesberg	12-Sylden Landesberg	6-Sylden Landesberg	2-Sammy Zeglinski	5-Assane Sene
UAB	12/30/09	72-63	19-Sylden Landesberg	7-Mike Scott	6-Calvin Baker	2-Jontel Evans Sammy Zeglinski	2-Mustapha Farrakhan Assane Sene
TEXAS-PAN AMERICAN	01/05/10	72-53	22-Mike Scott	7-Mike Scott	7-Calvin Baker	4-Sammy Zeglinski	1-Assane Sene Mike Scott Jerome Meyinsse
at NC State	1/9/10	70-62	23-Sylden Landesberg	8-Sammy Zeglinski	3-Sammy Zeglinski Calvin Baker	2-Jontel Evans	2-Jerome Meyinsse
GEORGIA TECH	01/13/10	82-75	22-Sylden Landesberg	6-Assane Sene Jerome Meyinsse Mike Scott Sylden Landesberg	5-Sylden Landesberg	3-Mustapha Farrakhan	1-Sylden Landesberg
MIAMI	01/16/10	75-57	18-Sylden Landesberg	7-Jontel Evans Sammy Zeglinski	6-Sammy Zeglinski	2-Will Sherrill	1-Mustapha Farrakhan
UNC WILMINGTON	01/18/10	69-67	19-Sylden Landesberg	8-Sammy Zeglinski	5-Sammy Zeglinski	3-Jontel Evans	None
at Wake Forest	01/23/10	57-69	18-Sylden Landesberg	4-Sylden Landesberg Will Sherrill Jerome Meyinsse	2-Sammy Zeglinski Jontel Evans Mustapha Farrakhan	3-Jeff Jones	None
VIRGINIA TECH	01/28/10	71-76	21-Mike Scott	8-Mike Scott	5-Sylden Landesberg	2-Will Sherrill Mike Scott	2-Jerome Meyinsse Sammy Zeglinski Mustapha Farrakhan

The Automated ScoreBook
Virginia Game-by-Game Highs (as of Mar 06, 2010)
All games

Opponent	Date	Score	Points	Rebounds	Assists	Steals	Blocked shots
at North Carolina	01/31/10	75-60	29-Syven Landesberg	5-Mike Scott Syven Landesberg Jerome Meyinsse	6-Jontel Evans	4-Sammy Zeglinski	3-Jerome Meyinsse
NC STATE	02/03/10	59-47	15-Mike Scott	10-Mike Scott	9-Syven Landesberg	3-Sammy Zeglinski	1-Assane Sene
WAKE FOREST	02/06/10	61-64	28-Syven Landesberg	10-Mike Scott	3-Sammy Zeglinski Calvin Baker Syven Landesberg	2-Syven Landesberg Jontel Evans	1-Jerome Meyinsse
at Virginia Tech	02/13/10	55-61	20-Mike Scott	13-Mike Scott	3-Jontel Evans	1-Mike Scott Calvin Baker	1-Jerome Meyinsse Assane Sene
at Maryland	02/15/10	66-85	16-Jeff Jones Mike Scott	6-Mike Scott	2-Syven Landesberg	2-Jontel Evans	1-Assane Sene Mustapha Farrakhan
FLORIDA STATE	02/17/10	50-69	13-Jeff Jones	6-Mike Scott	4-Syven Landesberg	1-Jontel Evans Tristan Spurlock Jeff Jones Sammy Zeglinski	1-Sammy Zeglinski Will Sherrill Tristan Spurlock
at Clemson	2/20/10	49-72	14-Mike Scott	8-Sammy Zeglinski	3-Syven Landesberg	3-Jontel Evans	1-Mike Scott
at Miami	02/23/10	62-74	27-Syven Landesberg	7-Jerome Meyinsse	3-Jerome Meyinsse Calvin Baker Sammy Zeglinski	2-Sammy Zeglinski	1-Jerome Meyinsse Scott, Mike
DUKE	02/28/10	49-67	21-Jerome Meyinsse	10-Assane Sene	2-Will Sherrill Sammy Zeglinski	3-Jontel Evans	2-Assane Sene
at Boston College	3-3-10	55-68	13-Mike Scott Syven Landesberg	9-Mike Scott	4-Mustapha Farrakhan	1-Solomon Tat Jontel Evans	1-Jerome Meyinsse
MARYLAND	03/06/10	68-74	17-Jerome Meyinsse	6-Sammy Zeglinski	5-Jontel Evans Mustapha Farrakhan	2-Mustapha Farrakhan	None

The Automated ScoreBook
Virginia Team Game-by-Game (as of Mar 06, 2010)
All games

TEAM STATISTICS

Opponent	Date	Score		Total		3-Pointers		Free throws		Rebounds				pf	a	t/o	blk	stl	pts	avg
				fg-fga	pct	3fg-fga	pct	ft-fga	pct	off	def	tot	avg							
LONGWOOD	11/13/09	85-72	W	30-50	.600	6-14	.429	19-24	.792	5	31	36	36.0	14	14	16	2	6	85	85.0
at USF	11/16/09	49-66	L	17-52	.327	2-12	.167	13-17	.765	9	15	24	30.0	17	7	9	1	5	49	67.0
RIDER	11/19/09	79-46	W	29-56	.518	7-16	.438	14-19	.737	11	31	42	34.0	14	15	10	3	5	79	71.0
ORAL ROBERTS	11/21/09	76-55	W	25-55	.455	6-15	.400	20-27	.741	13	31	44	36.5	17	12	10	3	5	76	72.2
vs Stanford	11/24/09	52-57	L	17-45	.378	4-18	.222	14-24	.583	8	27	35	36.2	18	10	13	4	8	52	68.2
vs Cleveland State	11/25/09	76-65	W	28-53	.528	10-17	.588	10-14	.714	12	20	32	35.5	10	17	10	2	6	76	69.5
PENN STATE	11/30/09	66-69	L	25-61	.410	8-15	.533	8-13	.615	11	24	35	35.4	25	10	8	3	4	66	69.0
at Auburn	12/07/09	67-68	L	25-58	.431	9-22	.409	8-10	.800	10	21	31	34.9	21	13	9	4	6	67	68.8
NJIT	12/21/09	68-37	W	24-62	.387	7-20	.350	13-17	.765	15	31	46	36.1	9	12	7	5	11	68	68.7
HAMPTON	12/23/09	80-54	W	30-60	.500	11-23	.478	9-10	.900	17	24	41	36.6	12	22	11	7	6	80	69.8
UAB	12/30/09	72-63	W	25-52	.481	6-13	.462	16-21	.762	9	23	32	36.2	17	15	12	6	6	72	70.0
TEXAS-PAN AMERICAN	01/05/10	72-53	W	30-53	.566	7-12	.583	5-9	.556	7	26	33	35.9	14	22	11	3	8	72	70.2
at NC State	1/9/10	70-62	W	23-54	.426	5-11	.455	19-20	.950	9	27	36	35.9	16	11	10	4	6	70	70.2
GEORGIA TECH	01/13/10	82-75	W	27-61	.443	5-14	.357	23-26	.885	15	21	36	35.9	14	17	7	1	6	82	71.0
MIAMI	01/16/10	75-57	W	29-56	.518	6-14	.429	11-16	.688	7	27	34	35.8	17	19	9	1	6	75	71.3
UNC WILMINGTON	01/18/10	69-67	W	23-54	.426	3-10	.300	20-24	.833	11	21	32	35.6	9	12	11	0	12	69	71.1
at Wake Forest	01/23/10	57-69	L	22-65	.338	5-21	.238	8-16	.500	14	15	29	35.2	25	6	12	0	12	57	70.3
VIRGINIA TECH	01/28/10	71-76	Lot	25-57	.439	6-19	.316	15-22	.682	9	25	34	35.1	23	12	16	7	7	71	70.3
at North Carolina	01/31/10	75-60	W	27-52	.519	7-17	.412	14-18	.778	8	22	30	34.8	16	18	16	5	9	75	70.6
NC STATE	02/03/10	59-47	W	22-54	.407	6-16	.375	9-13	.692	13	27	40	35.1	19	14	8	1	5	59	70.0
WAKE FOREST	02/06/10	61-64	Lot	22-65	.338	5-19	.263	12-16	.750	15	19	34	35.0	20	15	9	1	5	61	69.6
at Virginia Tech	02/13/10	55-61	L	21-64	.328	3-18	.167	10-15	.667	14	29	43	35.4	21	11	9	2	2	55	68.9
at Maryland	02/15/10	66-85	L	22-58	.379	2-16	.125	20-22	.909	10	18	28	35.1	20	8	12	2	5	66	68.8
FLORIDA STATE	02/17/10	50-69	L	18-48	.375	5-18	.278	9-13	.692	7	24	31	34.9	15	10	12	3	4	50	68.0
at Clemson	2/20/10	49-72	L	21-60	.350	2-13	.154	5-7	.714	11	20	31	34.8	14	8	12	1	8	49	67.2
at Miami	02/23/10	62-74	L	20-57	.351	10-24	.417	12-15	.800	9	22	31	34.6	15	12	8	2	6	62	67.0
DUKE	02/28/10	49-67	L	16-51	.314	2-12	.167	15-18	.833	10	23	33	34.6	15	7	14	4	6	49	66.4
at Boston College	3-3-10	55-68	L	24-52	.462	2-13	.154	5-11	.455	9	22	31	34.4	17	13	12	1	2	55	66.0
MARYLAND	03/06/10	68-74	L	26-49	.531	9-20	.450	7-8	.875	4	17	21	34.0	18	18	11	0	4	68	66.0
Virginia		1915		693-1614	.429	166-472	.352	363-485	.748	302	683	985	34.0	482	380	314	78	181	1915	66.0
Opponents		1852		686-1563	.439	171-481	.356	309-487	.634	276	686	962	33.2	465	339	351	102	149	1852	63.9

Games played: 29
Points/game: 66.0
FG Pct: 42.9
3FG Pct: 35.2
FT Pct: 74.8

Rebounds/game: 34.0
Assists/game: 13.1
Turnovers/game: 10.8
Assist/turnover ratio: 1.2
Steals/game: 6.2
Blocks/game: 2.7

The Automated ScoreBook
Virginia Overall Team Statistics (as of Mar 06, 2010)
All games

TEAM STATISTICS	VA	OPP
SCORING	1915	1852
Points per game	66.0	63.9
Scoring margin	+2.2	-
FIELD GOALS-ATT	693-1614	686-1563
Field goal pct	.429	.439
3 POINT FG-ATT	166-472	171-481
3-point FG pct	.352	.356
3-pt FG made per game	5.7	5.9
FREE THROWS-ATT	363-485	309-487
Free throw pct	.748	.634
F-Throws made per game	12.5	10.7
REBOUNDS	985	962
Rebounds per game	34.0	33.2
Rebounding margin	+0.8	-
ASSISTS	380	339
Assists per game	13.1	11.7
TURNOVERS	314	351
Turnovers per game	10.8	12.1
Turnover margin	+1.3	-
Assist/turnover ratio	1.2	1.0
STEALS	181	149
Steals per game	6.2	5.1
BLOCKS	78	102
Blocks per game	2.7	3.5
WINNING STREAK	0	-
Home win streak	0	-
ATTENDANCE	172389	99258
Home games-Avg/Game	17-10141	10-9906
Neutral site-Avg/Game	-	2-100

Score by Periods	1st	2nd	OT	Totals
Virginia	897	1006	12	1915
Opponents	893	939	20	1852

The Automated ScoreBook
Virginia Season Box Score (as of Mar 06, 2010)
All games

RECORD:	OVERALL	HOME	AWAY	NEUTRAL
ALL GAMES	14-15	11-6	2-8	1-1
CONFERENCE	5-11	3-5	2-6	0-0
NON-CONFERENCE	9-4	8-1	0-2	1-1

##	Player	gp-gs	min	Total			3-Point		F-Throw		Rebounds				pf	dq	a	to	blk	stl	pts	avg
				avg	fg-fga	fg%	3fg-fga	3fg%	ft-fa	ft%	off	def	tot	avg								
15	Sylvén Landesberg	27-27	868	32.1	166-375	.443	23-60	.383	111-137	.810	37	95	132	4.9	57	2	77	61	8	21	466	17.3
	Conference-Only...	14-14	461	32.9	90-204	.441	17-44	.386	52-62	.839	17	45	62	4.4	34	1	43	37	3	12	249	17.8
32	Mike Scott	26-24	700	26.9	132-261	.506	3-6	.500	43-57	.754	55	122	177	6.8	52	1	33	45	8	16	310	11.9
	Conference-Only...	16-15	417	26.1	73-161	.453	3-6	.500	25-30	.833	33	62	95	5.9	26	0	18	27	4	11	174	10.9
13	Sammy Zeglinski	29-27	833	28.7	86-228	.377	56-148	.378	27-34	.794	10	101	111	3.8	58	0	76	50	8	34	255	8.8
	Conference-Only...	16-14	461	28.8	38-128	.297	24-83	.289	15-18	.833	6	61	67	4.2	30	0	41	23	3	14	115	7.2
23	Jeff Jones	29-5	501	17.3	63-149	.423	35-83	.422	37-47	.787	6	29	35	1.2	15	0	12	11	2	13	198	6.8
	Conference-Only...	16-2	274	17.1	34-77	.442	19-43	.442	23-27	.852	4	15	19	1.2	13	0	9	5	0	6	110	6.9
55	Jerome Meynsse	29-21	620	21.4	62-103	.602	0-0	.000	59-80	.738	44	75	119	4.1	75	1	9	14	20	10	183	6.3
	Conference-Only...	16-14	390	24.4	45-72	.625	0-0	.000	39-54	.722	26	47	73	4.6	47	1	6	9	12	3	129	8.1
02	Mustapha Farrakhan	28-8	567	20.3	56-155	.361	22-65	.338	41-53	.774	12	34	46	1.6	29	0	51	40	7	14	175	6.3
	Conference-Only...	15-1	295	19.7	32-85	.376	9-34	.265	19-28	.679	7	18	25	1.7	14	0	26	21	4	8	92	6.1
22	Will Sherrill	28-6	445	15.9	35-90	.389	15-51	.294	4-8	.500	38	48	86	3.1	57	1	15	19	4	16	89	3.2
	Conference-Only...	16-1	232	14.5	16-50	.320	5-28	.179	0-2	.000	21	23	44	2.8	36	1	5	12	2	9	37	2.3
04	Calvin Baker	25-10	407	16.3	29-92	.315	8-34	.235	10-16	.625	8	22	30	1.2	24	0	47	20	0	10	76	3.0
	Conference-Only...	13-6	201	15.5	11-41	.268	3-15	.200	2-5	.400	3	10	13	1.0	10	0	18	12	0	2	27	2.1
01	Jontel Evans	29-11	469	16.2	31-79	.392	2-12	.167	9-16	.563	5	34	39	1.3	51	1	54	25	1	33	73	2.5
	Conference-Only...	16-10	287	17.9	14-53	.264	0-7	.000	6-12	.500	5	18	23	1.4	34	1	31	13	1	19	34	2.1
24	Tristan Spurlock	13-0	60	4.6	12-28	.429	2-12	.167	5-7	.714	3	7	10	0.8	4	0	1	6	1	6	31	2.4
	Conference-Only...	6-0	24	4.0	5-12	.417	0-5	.000	4-4	1.000	1	2	3	0.5	1	0	0	3	1	4	14	2.3
05	Assane Sene	23-5	310	13.5	14-41	.341	0-0	.000	11-18	.611	26	62	88	3.8	48	1	4	12	19	4	39	1.7
	Conference-Only...	14-2	176	12.6	4-15	.267	0-0	.000	4-5	.800	13	33	46	3.3	32	0	2	9	5	2	12	0.9
45	Solomon Tat	13-1	43	3.3	7-10	.700	0-0	.000	6-12	.500	4	5	9	0.7	9	0	0	5	0	2	20	1.5
	Conference-Only...	7-1	27	3.9	3-5	.600	0-0	.000	5-9	.556	2	0	2	0.3	8	0	0	3	0	2	11	1.6
10	Tom Jonke	5-0	12	2.4	0-1	.000	0-1	.000	0-0	.000	0	2	2	0.4	0	0	0	2	0	1	0	0.0
	Conference-Only...	2-0	3	1.5	0-0	.000	0-0	.000	0-0	.000	0	0	0	0.0	0	0	0	0	0	1	0	0.0
11	Thomas Kody	4-0	8	2.0	0-2	.000	0-0	.000	0-0	.000	1	0	1	0.3	1	0	1	1	0	1	0	0.0
	Conference-Only...	1-0	1	1.0	0-0	.000	0-0	.000	0-0	.000	0	0	0	0.0	0	0	0	1	0	0	0	0.0
00	Doug Browman	4-0	7	1.8	0-0	.000	0-0	.000	0-0	.000	0	1	1	0.3	2	0	0	1	0	0	0	0.0
	Conference-Only...	1-0	1	1.0	0-0	.000	0-0	.000	0-0	.000	0	0	0	0.0	0	0	0	0	0	0	0	0.0
	Team										53	46	99				2					
	Team										26	24	50				2					
	Total.....	29	5850		693-1614	.429	166-472	.352	363-485	.748	302	683	985	34.0	482	7	380	314	78	181	1915	66.0
	Conference-Only...	16	3250		365-903	.404	80-265	.302	194-256	.758	164	358	522	32.6	285	4	199	177	35	93	1004	62.8
	Opponents.....	29	5850		686-1563	.439	171-481	.356	309-487	.634	276	686	962	33.2	465	-	339	351	102	149	1852	63.9
	Conference-Only...	16	3250		396-884	.448	82-238	.345	206-307	.671	173	404	577	36.1	253	6	207	186	66	86	1080	67.5

Score by Periods	1st	2nd	OT	Totals
Virginia	897	1006	12	1915
Opponents	893	939	20	1852