



2008-09 VIRGINIA BASKETBALL



VIRGINIA CAVALIERS (7-5, 1-0)
at
VIRGINIA TECH HOKIES (9-5, 0-1)



Jan. 10, 2009 • Cassell Coliseum • Blacksburg, Va.

GAME INFORMATION

Radio: Virginia Sports Network (Dave Koehn, Cory Alexander)
TV: Regional Sports Networks (Mike Hogewood, Eddie Fogler)
• Comcast SportsNet in Virginia

Today's Game

- The Cavaliers return to ACC play this afternoon as they visit Virginia Tech
- Virginia is looking to open conference play with a 2-0 record for the first time since 1994-95
- That season was also the last time the Cavaliers won their first two ACC road games (FSU, NCSU)

About the Cavaliers

- Virginia is 7-5 (1-0 ACC) after a 74-50 win over Brown on Tuesday
- UVa is led by Sylven Landesberg, who is averaging 18.3 ppg
- Mike Scott has posted five double-doubles this season

About the Hokies

- Virginia Tech is 9-5 this season (4-1 at Cassell Coliseum)
- The Hokies suffered a 69-44 loss at Duke on Sunday in their last outing
- Senior guard/forward A.D. Vassallo leads Virginia Tech with an 18.1 ppg average

Series History

- Virginia leads 78-49 (Virginia Tech leads 26-15 in Blacksburg)
- The Hokies won both of last year's meetings in overtime (70-69 at JPJA, 72-65 at Cassell)
- Virginia last won in Blacksburg in 2005-06 (a 54-49 win)

Close Games

- Eight of Virginia's 12 games this season have been decided by 10 points or less
- Six of those games have been decided by five points or less
- The Cavaliers have four wins this season by 10 points or less, which is just two shy of their total from last season (six)

PROBABLE STARTERS/KEY RESERVES

No.	Pos.	Yr.	Player	PPG	RPG	APG	Notable
5	C	Fr.	Assane Sene	3.4	5.0	0.8	Team-high 16 blocks this season
13	G	Fr.	Sammy Zeglinski	12.0	3.3	3.8	Scored a career-high 24 points vs. Liberty
15	G	Fr.	Sylvan Landesberg	18.3	5.8	2.4	Four-time ACC Rookie of the Week
24	G/F	Sr.	Mamadi Diane	4.6	2.3	0.7	14 pts, 7 rebs vs. VMI
32	F	So.	Mike Scott	11.3	9.3	0.9	Five double-doubles this season
4	G	Jr.	Calvin Baker	7.9	2.9	2.8	Career-high 7 assists vs. VMI
12	F	Jr.	Jamil Tucker	7.4	4.3	0.7	Tied career-high with 15 points at Ga. Tech
2	G	So.	Mustapha Farrakhan	4.9	0.6	0.6	Career-high 12 points at Georgia Tech
23	G	So.	Jeff Jones	4.4	1.5	0.8	Career-high 26 pts vs. Bradley in last yrs finale
21	C	Sr.	Tunji Soroye	2.2	2.2	0.2	8 pts, 5 rebs, 2 blks vs. Radford
55	F/C	Jr.	Jerome Meyinsse	1.9	1.9	0.1	10 pts, 8 rebs at Syracuse
25	C	Fr.	John Brandenburg	1.5	1.3	0.0	2 pts, 2 rebs vs. Hampton
45	G/F	Jr.	Solomon Tat	1.0	0.8	0.5	2 pts, 2 rebs vs. Xavier
22	F	So.	Will Sherrill	0.0	0.8	0.3	Career-high 3 rebs vs. Radford

SCHEDULE/RESULTS

Date	Opponent	TV	Time/Res.
N9	SHEPHERD (ex)		W 87-52
N16	VMI	CSN	W 107-97
N19	USF	ACC Select	W 77-75
N21	RADFORD	ACC Select	W 68-66
N25	LIBERTY	ACC Select	L 82-86
N28	at Syracuse	TimeWarner(Syracuse)	L 70-73
D2	at Minnesota %	ESPN2	L 56-66
D17	LONGWOOD	ACC Select	W 90-61
D20	AUBURN	CSN/FSN South	L 56-58
D23	HAMPTON	ACC Select	W 74-48
D28	at Georgia Tech *	FSN	W 88-84 (ot)
J3	#22 XAVIER	CSN	L 70-84
J6	BROWN	ACC Select	W 74-50
J10	at Virginia Tech *	RSN	4 p.m.
J15	N. CAROLINA *	ESPN	9 p.m.
J20	at Maryland *	Raycom^	8 p.m.
J24	FLORIDA STATE *	RSN	4 p.m.
F1	at Duke *	FSN	2 p.m.
F4	BOSTON COLLEGE *	ESPNU	7 p.m.
F7	at North Carolina *	Raycom	4 p.m.
F10	at Florida State *	RSN	7 p.m.
F15	CLEMSON *	Raycom	1 p.m.
F18	VIRGINIA TECH *	Raycom^	8 p.m.
F21	at NC State *	Raycom	1 p.m.
F26	MIAMI *	Raycom^	8 p.m.
F28	WAKE FOREST *	Raycom^	2 p.m.
M3	at Clemson *	RSN	7 p.m.
M7	MARYLAND *	ABC	3:30 p.m.
M12-15 at ACC Tournament (Georgia Dome)			

All Times Eastern and subject to change

- * ACC game
- % ACC/Big Ten Challenge

TV Abbreviations

CSN Comcast SportsNet
RSN Regional Sports Networks
^ Raycom split telecast

MEDIA INFORMATION

Virginia Athletics Media Relations

154 John Paul Jones Arena
PO Box 400853
Charlottesville, VA 22904
Office: (434) 982-5500
Fax: (434) 982-5525

Rich Murray Associate AD for Public Relations (Primary Men's Basketball Contact)

Office: (434) 982-5530
Home: (434) 978-2966
Email: rmurray@virginia.edu

Steve Kirkland Assistant Media Relations Director (Secondary Men's Basketball Contact)

Office: (434) 982-5535
Cell: (434) 825-5241
Email: skirkland@virginia.edu



2008-09 VIRGINIA BASKETBALL

IN THE POLLS

ASSOCIATED PRESS (1/5)

1.	Pittsburgh	14-0
2.	Duke	12-1
3.	North Carolina	13-1
4.	Wake Forest	13-0
5.	Connecticut	12-1
6.	Oklahoma	13-1
7.	Texas	11-2
8.	Michigan State	11-2
9.	Georgetown	10-2
10.	UCLA	12-2
11.	Syracuse	14-1
12.	Clemson	14-0
13.	Notre Dame	10-3
14.	Purdue	11-3
15.	Tennessee	9-3
16.	Xavier	11-2
17.	Boston College	13-2
18.	Marquette	13-2
	Villanova	12-2
20.	Arizona State	12-2
21.	Butler	12-1
22.	Minnesota	13-1
23.	Baylor	12-2
	Louisville	9-3
25.	West Virginia	11-2

Others Receiving Votes:

Michigan, California, Arkansas, Illinois, Gonzaga, Wisconsin, Memphis, Davidson, Saint Mary's, UNLV, Illinois State, Kansas, Ohio State, Texas A&M, **Maryland**, Dayton, Florida, **Florida State**, BYU, **Miami (Fla.)**, Missouri

ESPN/USA Today (1/5)

1.	Pittsburgh	14-0
2.	Duke	12-1
3.	North Carolina	13-1
4.	Wake Forest	13-0
5.	Connecticut	12-1
6.	Oklahoma	13-1
7.	Texas	11-2
	UCLA	12-2
9.	Syracuse	14-1
10.	Georgetown	10-2
11.	Clemson	14-0
12.	Michigan State	11-2
13.	Notre Dame	10-3
14.	Purdue	11-3
15.	Marquette	13-2
16.	Arizona State	12-2
17.	Villanova	12-2
18.	Xavier	11-2
19.	Minnesota	13-1
20.	Butler	12-1
21.	Louisville	9-3
22.	West Virginia	11-2
23.	Baylor	12-2
24.	Boston College	13-2
25.	Tennessee	9-3

Others Receiving Votes:

Dayton, Illinois State, Michigan, Saint Mary's, Ohio State, Memphis, Illinois, BYU, California, Davidson, Arkansas, Gonzaga, Wisconsin, Texas A&M, Missouri, Florida, UNLV, LSU, Kansas, Stanford, **Maryland**, **Florida State**, Utah State, Washington.

On the Road in the ACC

- Virginia has won its last two ACC road games (last season's road finale at Georgia Tech and this season's road opener at Georgia Tech)
- It is the first time the Cavaliers have won consecutive ACC road games since a three-game ACC road winning streak in 2006-07 (at NC State, at Clemson, at Maryland)

Last Time Out

- Virginia defeated Brown 74-50 Tuesday night at John Paul Jones Arena
- Mike Scott scored 15 points and grabbed 10 rebounds for his fifth double-double of the season
- Sammy Zeglinski added 14 points for the Cavaliers

Youth is Served

- Freshmen and Sophomores have made 39 of the 60 starts this season for the Cavaliers
- Freshmen and Sophomores have scored 52.9 ppg (69.6 % of offense) and average 24.3 rebounds a game (65.8 % of team total)
- Freshmen and Sophomores have led the team in scoring in 11 of 12 games this season and led the team in rebounding in nine of 12 games this season

Bench Production

- Virginia has gotten solid production from its bench this season, averaging 23.7 points, 12.2 rebounds and 3.7 assists per game off the bench
- Virginia had 51 points off the bench against USF, the most bench points in a game for the Cavaliers since scoring 52 off the bench against Maryland on March 1, 1986
- This season the Cavaliers have gotten 11 double-digit scoring performances off the bench

Difficult Schedule for the Cavaliers

- Eight of Virginia's opponents are ranked and three others are receiving votes in this week's Associated Press poll
- Virginia's first 12 opponents have a combined 111-63 record this season
- 12 of Virginia's first 13 opponents this season entered the game against the Cavaliers with a .500 or better record
- 16 of 27 regular season games will be against 2008 postseason teams (seven vs. NCAA teams, eight vs. NIT teams, one vs. CBI team)
- 21 of 27 games will be televised (the other six available online on ACC Select)

Head Coach Dave Leitao

- 2007 ACC Coach of the Year
- First Virginia coach to win the honor since Terry Holland in 1982
- 60-47 record in his fourth season at Virginia, including a 24-25 mark in the ACC
- Overall record of 140-116 in his ninth season as a head coach

At Home at John Paul Jones Arena

- Virginia has an all-time record of 35-11 at John Paul Jones Arena
- UVa was 13-7 at home during the 2007-08 season
- The Cavaliers posted a 16-1 home record in 2006-07 in the first season in John Paul Jones Arena

Protecting the Ball

- Virginia committed just seven turnovers in Tuesday's win over Brown
- The total was the Cavaliers' fewest of the season and the fewest since committing seven in a 95-93 loss at Miami last season (3/1/08)

Back-to-Back 25 Points for Landesberg

- Sylvan Landesberg scored 26 points at Georgia Tech and 25 points vs. Xavier
- Landesberg was the first Cavalier to have consecutive 25-point games since J.R. Reynolds accomplished the feat in both of Virginia's 2007 NCAA Tournament games
- The last Cavalier freshman to score at least 25 points in consecutive games was Chris Williams in 1998-99 (26 vs. Loyola, 26 vs. Delaware)



2008-09 VIRGINIA BASKETBALL

Landesberg Named ACC Rookie of the Week ... Again

- Sylvan Landesberg was named the ACC Rookie of the Week on Dec. 30, the fourth time he has received the honor
- Landesberg also was named ACC Rookie of the Week on Nov. 17, Nov. 24, and Dec. 22
- He is the first Cavalier to win the award in consecutive weeks since Sean Singletary won it on Feb. 14, 2005 and Feb. 21, 2005
- He was the first player to win the award in each of the first two weeks of the season since Georgia Tech's Chris Bosh in 2002-03

Landesberg Makes Immediate Impact

- At 18.3 ppg, Sylvan Landesberg is the third-leading scorer in the ACC and the second-leading freshman scorer in the nation
- He has seven 20-point games this season and the Cavaliers are 5-2 in those games
- His seven 20-point games already rank third in school history by a freshman
- He is tied for scoring the second most points in the first 12 games of a freshman season among all Cavalier freshmen in history
- At Georgia Tech, Landesberg scored 26 points, the most by a Cavalier freshman in his ACC debut (previous record was 22 by Roger Mason, Jr. vs. Duke in 1999-00)
- Landesberg scored in double figures in the first eight games of the season, the second longest streak by a UVa freshman to open a career
- With 28 points vs. VMI, 21 points vs. USF and 22 points vs. Radford, Landesberg became the first Cavalier freshman to open his career with three 20-point games
- He was the first Cavalier freshman since Tom Sheehy in 1983-84 to lead the team in scoring in each of the first three games of the season
- He was only the second freshman in ACC history to score at least 20 points in the first three games of his career (Georgia Tech's Kenny Anderson scored at least 20 points in his first six career games in 1989-90)
- He was the first Cavalier player to score 20 or more points in the first three games of a season since Roger Mason, Jr. in 2001-02

Getting to the Line

- Sylvan Landesberg ranks first in the ACC with 8.0 free throw attempts per game
- Landesberg has made 11 "old-fashioned" three-point plays this season (the rest of the team has combined for six)
- Through the first 12 games of last season, Sean Singletary led Virginia with six "and one" plays

Landesberg Shines In Collegiate Debut

- Sylvan Landesberg had 28 points in the season-opener against VMI, the most by a Cavalier freshman in his debut
- The previous record was 24 points set by Jeff Lamp in his debut against James Madison on Nov. 25, 1977
- Landesberg's 28 points are tied for the second most in ACC history by a freshman in his first game
- Landesberg is one of only four Cavalier first-years to score 20 points in his first collegiate game
- His 28 points are the most by a UVa freshman in any game since Chris Williams had 34 points vs. Liberty on Dec. 8, 1998
- He is the first Cavalier freshman to lead the team in scoring in a season opener since Mamadi Diane had 17 points in the 2005-06 season opening win over Liberty

Most Points by an ACC Freshman in his Debut

31	J.J. Hickson (NC State)	07-08
28	Sylvan Landesberg (UVa)	08-09
28	Rashad McCants (UNC)	02-03
24	Jeff Lamp (UVa)	77-78
23	Shavlik Randolph (Duke)	02-03

Other Notable Virginia Debuts

Jeff Lamp vs. JMU (77-78)	24 pts, 3 rebs
Gary Forbes vs. Mt. St. Mary's (03-04)	21 pts, 9 rebs
Chris Williams vs. VCU (98-99)	20 pts, 10 rebs
Junior Burrough vs. W&M (91-92)	17 pts, 6 rebs
Ralph Sampson vs. Hopkins (79-80)	17 pts, 8 rebs
Mamadi Diane vs. Liberty (05-06)	17 pts, 6 rebs
Travis Watson vs. Elon (99-00)	15 pts, 14 rebs
Cory Alexander vs. W&M (91-92)	5 pts, 4 rebs
Sean Singletary vs. R. Morris (04-05)	6 pts, 7 assts
Wally Walker vs. Wake (72-73)	7 pts, 3 rebs

Cleaning the Glass

- Virginia had a strong performance on the boards against Longwood, outrebounding the Lancers 49-23
- It was Virginia's largest rebounding margin since outrebounding Penn 56-26 last season

Cavaliers By The Numbers

Most Points in First 12 Career Games by UVa Freshmen

Chris Williams (1998-99)	230
Sylvan Landesberg (2008-09)	220
Jeff Lamp (1977-78)	220
Bryant Stith (1988-89)	167
Junior Burrough (1991-92)	164
Wally Walker (1972-73)	161
Ralph Sampson (1979-80)	161
Adam Hall (1998-99)	146
Gary Forbes (2003-04)	139
Courtney Alexander (1995-96)	133

Most 20-Point Games by a UVa Freshman

Ralph Sampson (1979-80)	9
Chris Williams (1998-99)	8
Sylvan Landesberg (2008-09)	7
Jeff Lamp (1977-78)	7
Courtney Alexander (1995-96)	6
Bryant Stith (1988-89)	6
Wally Walker (1972-73)	5
Cory Alexander (1991-92)	4
Junior Burrough (1991-92)	4

NCAA Freshman Scoring Leaders

Seth Curry (Liberty)	19.9
Sylvan Landesberg (Virginia)	18.3
Mike Rosario (Rutgers)	17.6
Tyreke Evans (Memphis)	16.5
Willie Warren (Oklahoma)	16.2
Clifford J. Reed (Bethune-Cookman)	15.4
Paul George (Fresno State)	15.3
Afam Muojeke (Wyoming)	15.3
Isaiah Thomas (Washington)	15.3
Luke Babbitt (Nevada)	15.2

Most ACC Rookie of the Week Awards by a Cavalier

Bryant Stith (1988-89)	6
Ralph Sampson (1979-80)	5
Sean Singletary (2004-05)	5
Sylvan Landesberg (2008-09)	4
Chris Williams (1998-99)	4

Most Consecutive Double-Figure Scoring Games to Open a Career by UVa Freshmen

18	Jeff Lamp	77-78
8	Sylvan Landesberg	08-09
5	Junior Burrough	91-92
4	Travis Watson	99-00
4	Gary Forbes	03-04

UVa Career Blocked Shots

1.	Ralph Sampson (1980-83)	462
2.	Chris Alexander (1993-96)	148
3.	Travis Watson (2000-03)	130
4.	Kris Hunter (1997-99)	126
5.	Jason Clark (2002-05)	112
6.	Steve Castellan (1976-79)	108
7.	Chris Williams (1999-02)	97
8.	Junior Burrough (1992-95)	96
9.	Colin Ducharme (1997-00)	88
10.	Olden Polynice (1984-86)	86
--	Tunji Soroye (2005-present)	84



2008-09 VIRGINIA BASKETBALL

UVa in the ACC Statistics (1/8)

TEAM

Scoring Offense	76.0	7th
Scoring Defense	70.7	12th
Scoring Margin	+5.3	11th
Free Throw Percentage	.738	3rd
Field Goal Percentage	.429	11th
Field Goal % Defense	.419	12th
3-Point FG Percentage	.307	11th
3-Point FG % Defense	.317	8th
Rebounding	40.9	5th
Rebounding Margin	+5.2	8th
3-Point FG Made	5.6	9th
Assists	13.5	10th
Steals	6.4	10th
Blocked Shots	4.3	11th
Turnover Margin	+0.1	8th
Assist/Turnover Ratio	1.0	8th

INDIVIDUAL

Scoring

• Sylven Landesberg	18.3	3rd
---------------------	------	-----

Rebounding

• Mike Scott	9.3	3rd
--------------	-----	-----

Offensive Rebounding

• Mike Scott	4.0	1st
--------------	-----	-----

Assists

• Sammy Zeglinski	3.8	7th
-------------------	-----	-----

Free Throw Percentage

• Sylven Landesberg	.813	9th
---------------------	------	-----

3-Point Field Goals/Game

• Sammy Zeglinski	2.0	T-5th
-------------------	-----	-------

Minutes Played

• Sylven Landesberg	32.6	5th
---------------------	------	-----

UVa in the NCAA Statistics (1/5)

TEAM

Scoring Offense	76.2	66th
Free Throw Percentage	.748	22nd
3-Point FG Defense	.310	68th
Rebounding Margin	+4.5	75th
Blocked Shots	4.1	84th

INDIVIDUAL

Scoring

• Sylven Landesberg	19.6	32nd
---------------------	------	------

Rebounding

• Mike Scott	9.2	36th
--------------	-----	------

Zeglinski Scores Big Against Liberty

- Sammy Zeglinski scored a career-high 24 points, all in the second half, against Liberty
- He shot 8-13 from the floor, including 6-10 from 3-point range
- His 24 second half points are a John Paul Jones Arena record

Tucker Steps Up

- Jamil Tucker has set numerous career highs this season
- Against VMI, Tucker tied his previous career high with 14 points
- He topped that mark with a new career-high 15 points against USF
- At Minnesota, he scored a team-high 12 points on a career-high four 3-pointers
- Against Longwood, he set career highs with 10 rebounds and three assists and had 11 points for his first career double-double
- At Georgia Tech, he tied his career high with 15 points, including the 3-pointer that tied the game with 15 seconds remaining in regulation to force overtime

Mike Scott Opens Season With Impressive Performance

- Mike Scott set career highs with 26 points and 18 rebounds in the season opening win over VMI
- Scott tied the school record with 10 offensive rebounds, a mark previously set by Matt Blundin (vs. Clemson 1/9/90), Bryant Stith (vs. Georgia Tech 3/13/92) and Travis Watson (vs. Maryland 1/31/02)
- His 18 rebounds were the most by a Cavalier since Travis Watson had 20 rebounds vs. Wofford on Jan. 2, 2003

Scott and Landesberg Post UVa's First 25-25 Combo in Over a Year

- Against VMI, Sylven Landesberg (28 pts) and Mike Scott (26 points) became the first Cavaliers to score at least 25 points in the same game in over a year
- The previous game that Virginia had a pair of 25-point scorers was a 71-58 win at NC State on Jan. 24, 2007 when J.R Reynolds had 29 points and Sean Singletary had 27 points

Cavaliers 12th in ACC Preseason Poll

- The Cavaliers were projected 12th in the preseason ACC poll of media
- Sylven Landesberg was second in the voting for Preseason ACC Rookie of the Year

Virginia Visited Canada in August

- The Cavaliers went on a trip to Canada in August to play three games
- Virginia went 2-1 on the trip
- UVa defeated St. Lawrence College (Ont.) 107-60
- UVa defeated Concordia 85-70
- UVa lost to McGill 88-83
- Four players averaged in double figures on the trip (Calvin Baker - 16.0, Jeff Jones -13.7, Sylven Landesberg - 12.0, Mike Scott - 10.7)

Baker, Diane, Soroye Named Virginia's Captains

- Calvin Baker, Mamadi Diane, and Tunji Soroye are Virginia's captains for 2008-09
- This season marks the first year each player has served as a captain

Virginia Signs Two to Letters of Intent

- The Cavaliers signed two recruits to National Letters of Intent during the November signing period
- Jontel Evans, a 5-11 guard from Hampton, Va., and Tristan Spurlock, a 6-7 forward from Woodbridge, Va., will join the Cavaliers in 2009-10

Up Next

- The Cavaliers return home on Thursday for their ACC home opener against No. 3 North Carolina
- Game time is 9 p.m. and the contest will be televised nationally on ESPN



2008-09 VIRGINIA BASKETBALL

THE LAST TIME ...

VIRGINIA INDIVIDUALS

- **Scored 30 points:** Sean Singletary (34) vs. Virginia Tech (1/16/08)
- **Scored 40 points:** Sean Singletary (41) at Miami (3/1/08)
- **Two players with 20 points:** Sylven Landesberg (28) and Mike Scott (26) vs. VMI (11/16/08)
- **Three players with 20 points:** Chris Williams (27), Roger Mason, Jr. (22) and Donald Hand (20) vs. Duke (1/5/00)
- **Four players with 20 points:** Chris Williams (23), Donald Hand (22), Adam Hall (21), and Travis Watson (20) vs. Georgetown (3/15/00)
- **A player with back-to-back 25-point games:** Sylven Landesberg, 26 at Georgia Tech (12/28/08), 25 vs. Xavier (1/3/09)
- **One player scored in double figures:** Sylven Landesberg (22) vs. Auburn (12/20/08)
- **Five players scored in double figures:** Sylven Landesberg (26), Jamil Tucker (15), Calvin Baker (13), Mustapha Farrakhan (12), Mike Scott (10) at Georgia Tech (12/28/08)
- **Six players scored in double figures:** Sean Singletary (27), Adrian Joseph (13), Jamil Tucker (13), Mamadi Diane (12), Calvin Baker (11), Laurynas Mikalauskas (11), vs. Maryland (3/9/08)
- **Seven players scored in double figures:** Cornel Parker (20), Junior Burrough (15), Ted Jeffries (14), Cory Alexander (13), Jason Williford (12), Yuri Barnes (11) and Doug Smith (11) vs. Clemson (1/13/93)
- **Had 15 rebounds:** Mike Scott (15) vs. Hampton (12/23/08)
- **Had 20 rebounds:** Travis Watson (20) vs. Wofford (1/2/03)
- **Had 25 rebounds:** Bob Mortell (25) vs. Washington & Lee (2/27/60)
- **Two players with 10 rebounds:** Mike Scott (11) and Adrian Joseph (10) vs. Longwood (12/7/07)
- **Three players with 10 rebounds:** Yuri Barnes (13), Jason Williford (12) and Junior Burrough (11) vs. Rice (12/4/93)
- **Double-Double:** Mike Scott (15 pts, 10 rebs) vs. Brown (1/6/09)
- **Two players had a double-double:** Adrian Joseph (23 pts, 11 rebs) and Mike Scott (10 pts, 13 rebs) at Penn (11/23/07)
- **Three players had a double-double:** Jason Williford (10 pts, 15 rebs), Ted Jeffries (23 pts, 10 rebs), and Cornel Parker (11 pts, 11 rebs) at William & Mary (1/25/93)
- **Double-Double with points and assists:** Sean Singletary (22 pts, 10 assts) vs. Old Dominion (3/24/08)
- **Triple-Double:** Ralph Sampson (15 pts, 22 rebs, 10 blks) vs. Old Dominion (12/29/79)
- **Four Double-Doubles in a row:** Travis Watson (29 pts, 12 rebs) at NC State (2/6/02), (20 pts, 10 rebs) vs. Clemson (2/10/02), (17 pts, 10 rebs) vs. UNC (2/12/02), (13 pts, 12 rebs) at Wake (2/17/02)
- **20 points and 20 rebounds:** Travis Watson (21 pts, 20 rebs) vs. Wofford (1/2/03)
- **10 assists:** Sean Singletary (10) vs. Old Dominion (3/24/08)
- **5 Blocked Shots:** Jason Cain (5) vs. UNC (1/19/06)
- **5 Steals:** Sean Singletary (7) vs. NC State (2/24/08)
- **Led UVA in Points, Rebounds and Assists:** Sean Singletary (20 pts, 5 rebs, 10 assts) vs. Ga. Tech (3/13/08)
- **Hit a last second shot to win a game:** Sean Singletary vs. Duke (2/1/07) [jumper with one second in OT]; J.R. Reynolds vs. Loyola Marymount (12/23/04) [layup with 1.5 seconds in regulation]
- **Played every minute:** Sean Singletary vs. Virginia Tech (2/12/05)
- **Played 40 or more minutes:** Sylven Landesberg (41) at Georgia Tech (12/28/08)

VIRGINIA TEAM

- **Won in Overtime:** at Georgia Tech, 88-84 (12/28/08)
- **Lost in Overtime:** at Virginia Tech, 65-72 (2/2/08)
- **Played Two Overtimes:** vs. Maryland, L 89-92 (2/19/05)
- **Played Three Overtimes:** vs. Georgetown, L 111-115 (3/15/00)
- **Shot 70 percent for a Half:** 72.2% (13-18) vs. Wake Forest 2nd Half (2/24/96)
- **Shot 60 percent in a Game:** 61.0% (36-59) vs. LIU (11/17/00)
- **Shot less than 30 percent in a Game:** 27.9% (17-61) vs. North Carolina (3/10/06)
- **Shot 90 percent from the free throw line:** 94.7% (18-19) vs. Georgia Tech (2/24/07)
- **Shot 50 percent from 3-point line:** 50.0% (9-18) at Boston College (2/17/08)
- **Shot less than 30 percent in a half:** 29.4% (10-34) in 1st Half vs. Xavier (1/3/09)
- **Shot less than 20 percent in a half:** 18.9% (7-37) in the 1st half at Duke (1/13/01)
- **Shot 55 percent or better and lost:** 56.9% (29-51) vs. Duke (3/14/03)
- **Attempted 50 FTs:** 52 (made 34) vs. Howard (12/12/94)
- **Made 30 FTs:** 31 (36 att.) vs. Tennessee (3/18/07)
- **Made 10 3-pt FGs:** 13 vs. Liberty (11/25/08)
- **Failed to make a 3-pt FG:** at Georgia Tech (12/4/05)
- **Had 50 rebounds:** 50 vs. VMI (11/16/08)
- **Had 25 assists:** 27 vs. Howard (11/21/01)
- **Had 15 steals:** 16 vs. NC State (2/24/08)
- **Had 10 blocks:** 10 vs. Hampton (12/23/08)
- **Scored 50 pts in a half:** 50 vs. Liberty, 2nd half (11/25/08)
- **Scored 60 pts in a half:** 60 vs. Gonzaga, 1st half (1/3/07)
- **Scored 70 pts in a half:** 70 vs. Coastal Carolina, 2nd half (10/20/00)
- **Scored 100 pts (ACC):** 103 vs. Maryland (1/16/07)
- **Scored 100 pts (non-conf):** 107 vs. VMI (11/16/08)
- **Scored under 20 pts in 1st half:** 17 at Ga. Tech (12/4/05)
- **Scored under 20 pts in 2nd half:** 12 vs. UNC (2/11/98)
- **Scored under 50 pts in a game:** 49 at Stanford (3/14/06)

OPPONENT INDIVIDUALS

- **Scored 30 points:** Chavis Holmes (31), VMI (11/16/08)
- **Scored 35 points:** J.J. Redick (40), Duke (1/28/06)
- **Scored 40 points:** J.J. Redick (40), Duke (1/28/06)
- **Scored 50 points:** Len Chappell (50), Wake (2/12/62)
- **Two players with 20 points:** Seth Curry (26), Kyle Ohman (26), Anthony Smith (21), Liberty (11/25/08)
- **Three players with 20 points:** Seth Curry (26), Kyle Ohman (26), Anthony Smith (21), Liberty (11/25/08)
- **Two players with 30 points:** Trevor Powell (31) and Tony Smith (31), Marquette (2/3/90)
- **Five players scored in double figures:** Chavis Holmes (31), Travis Holmes (20), Austin Kenon (18), Willie Bell (14) and Keith Gabriel (14), VMI (11/16/08)
- **Six players scored in double figures:** Chris Paul (21), Justin Gray (17), Eric Williams (15), Jamaal Levy (12), Taron Downey (11) and Vytas Danelius (10), Wake Forest (1/2/05)
- **Seven players scored in double figures:** Stanley Burrell (15), Drew Lavender (13), C.J. Anderson (12), B.J. Raymond (12), Josh Duncan (11), Charles Bronson (11), and Jason Love (10), at Xavier (1/3/08)
- **Double-Double:** Alade Aminu (13 pts, 12 rebs), at Georgia Tech (12/28/08)

- **Two players had a double-double:** Donte Green (20 pts, 10 rebs) and Paul Harris (10 pts, 14 rebs), Syracuse (12/5/07)
- **Had 15 rebounds:** Al Thornton (16), Florida State (2/17/07)
- **Had 20 rebounds:** Tim Duncan (23), Wake (2/22/97)
- **Had 10 assists:** Cliff Hammonds (11), Clemson (2/7/08)
- **5 Blocked Shots:** Michael Freeman (5), Hampton (12/23/08)
- **5 Steals:** Al Nolen (5), Minnesota (12/2/08)
- **Hit a last second shot to win a game:** Deron Washington of Virginia Tech (1/16/08) [0.0 seconds in overtime]

OPPONENT TEAM

- **Shot less than 30 percent in a Game:** 28.8% (19-66) Hampton (12/23/08)
- **Shot less than 30 percent in a Game (ACC):** 29.0% (20-69), Wake Forest (2/24/96)
- **Shot 60 percent in a Game:** 63.8% (37-58), at Xavier (1/3/08)
- **Shot 55 percent or better and lost:** 55.2% (32-58), Iowa State (12/31/03)
- **Scored 100 pts:** 108, at Xavier (1/3/08)
- **Scored 60 pts in a half:** 60, at Miami, 2nd half (3/1/08)
- **Scored under 20 pts in 1st half:** 18, NC State (2/24/08)
- **Scored under 20 pts in 2nd half:** 18 at Richmond (11/22/05)
- **Scored under 50 pts in a game:** 48, Hampton (12/23/08)
- **Had 25 assists:** 27, at Xavier (1/3/08)
- **Had 15 steals:** 15, VMI (11/16/08)
- **Had 10 blocks:** 10 vs. Radford (11/21/08)
- **Failed to make a 3-pt FG:** vs. Arizona State (11/27/99)



2008-09 VIRGINIA BASKETBALL

2008-09 VIRGINIA BASKETBALL ROSTER

NO.	NAME	POS.	HT.	WT.	CLASS	HOMETOWN/HIGH SCHOOL (Previous School)
2	Mustapha Farrakhan	G	6-4	179	So.	Harvey, Ill./Thornton Township
4	Calvin Baker *	G	6-2	186	Jr.	Newport News, Va./Woodside (William & Mary)
5	Assane Sene	C	7-0	234	Fr.	Saint-Louis, Senegal/South Kent
12	Jamil Tucker	F	6-9	241	Jr.	Gary, Ind./West Side
13	Sammy Zeglinski	G	6-0	179	Fr. %	Philadelphia, Pa./The William Penn Charter School
15	Sylvan Landesberg	G	6-6	205	Fr.	Flushing, N.Y./Holy Cross
21	Tunji Soroye *	C	6-11	252	Sr. %	Dugbe Ibadan, Nigeria/Montrose Christian School
22	Will Sherrill	F	6-9	221	So.	New York, N.Y./Phillips Academy Andover
23	Jeff Jones	G	6-4	200	So.	Chester, Pa./Monsignor Bonner
24	Mamadi Diane *	G/F	6-5	204	Sr.	Potomac, Md./DeMatha Catholic
25	John Brandenburg	C	6-11	241	Fr.	Des Peres, Mo./De Smet Jesuit
32	Mike Scott	F	6-8	233	So.	Chesapeake, Va./Hargrave Military Academy
45	Solomon Tat	G/F	6-5	223	Jr.	Jos Plateau, Nigeria/Community Christian School
55	Jerome Meyinsse	F/C	6-9	245	Jr.	Baton Rouge, La./McKinley

* Tri-Captain

% Medical Hardship waiver request approved in 2008

HEAD COACH:

Dave Leitao

ASSISTANT COACHES:

Bill Courtney

Drew Diener

Steve Seymour

DIRECTOR OF BASKETBALL OPERATIONS:

Rick Brunson

STRENGTH & CONDITIONING COACH:

Shaun Brown

ASSISTANT DIR. OF OPERATIONS/VIDEO:

Tim Mein

ATHLETIC TRAINER:

Ethan Saliba

PRONUNCIATION GUIDE

Mamadi Diane

Mom-uh-dee Dee-on-ee

Mustapha Farrakhan

Moo-sta-fa Fair-uh-con

Sylvan Landesberg

Sill-ven

Dave Leitao

Lay-toe

Jerome Meyinsse

Me-yin-see

Assane Sene

Uh-sahn Sen

Tunji Soroye


Ton-jee Suh-roy-yay

Jamil Tucker

Ja-mill

Sammy Zeglinski

Zuh-glin-ski



CALVIN BAKER

#4

Junior • Guard • 6-2 • 186 • Newport News, Va. • Woodside H.S. • William & Mary

2008-09 SEASON:

- One of Virginia's tri-captains this season
- Shooting 90.5 percent (19-21) from the free throw line in the last 10 games and 80.0 percent (20-25) for the season
- Scored 13 points, including the game-winning layup with 10.3 seconds remaining in overtime, at Georgia Tech
- Had nine points and four assists vs. Auburn
- Had 14 points and a season-high six rebounds vs. Longwood
- Had 14 points and tied a career high with four steals at Syracuse
- Had a season-high 15 points and five assists vs. Liberty
- Scored nine points vs. Radford, including five of the team's last seven points in the final 2:35
- Assisted Sylven Landesberg's go-ahead layup with 13 seconds remaining against USF
- Had a career-high seven assists and tied a career high with four steals vs. VMI
- Had four points and four rebounds in the exhibition vs. Shepherd

SINGLE GAME BESTS (at Virginia)

POINTS

Season: 15 vs. Liberty (11/25/08)
 Career: 17 at Maryland (1/30/08)
 ACC: 17 at Maryland (1/30/08)

REBOUNDS

Season: 6 vs. Longwood (12/17/08)
 Career: 8 vs. Howard (11/14/07)
 ACC: 7 at Georgia Tech (3/3/08)

FG MADE

Season: 6 at Syracuse (11/28/08), at Ga. Tech (12/28/08)
 Career: 7 vs. Duke (3/5/08)
 ACC: 7 vs. Duke (3/5/08)

FG ATTEMPTS

Season: 12 at Georgia Tech (12/28/08)
 Career: 15 vs. Duke (3/5/08)
 ACC: 15 vs. Duke (3/5/08)

3 PT FG MADE

Season: 3 vs. Liberty (11/25/08)
 Career: 4 vs. Northwestern (11/27/07)
 ACC: 3 on three occasions

3 PT FG ATTEMPTS

Season: 6 vs. Liberty (11/25/08)
 Career: 7 vs. Syracuse (12/5/07), vs. Ga Tech (1/27/08)
 ACC: 7 vs. Georgia Tech (1/27/08)

FT MADE

Season: 5 vs. Radford (11/21/08)
 Career: 5 at Miami (3/1/08), vs. Radford (11/21/08)
 ACC: 5 at Miami (3/1/08)

FT ATTEMPTS

Season: 6 vs. Radford (11/21/08)
 Career: 6 at Miami (3/1/08), vs. Radford (11/21/08)
 ACC: 6 at Miami (3/1/08)

ASSISTS

Season: 7 vs. VMI (11/16/08)
 Career: 7 vs. VMI (11/16/08)
 ACC: 5 at Boston College (2/17/08)

TURNOVERS

Season: 5 vs. VMI (11/16/08)
 Career: 5 vs. Duke (3/5/08), vs. VMI (11/16/08)
 ACC: 5 vs. Duke (3/5/08)

BLOCKS

Season: 1 vs. Brown (1/6/09)
 Career: 2 vs. North Carolina (2/12/08)
 ACC: 2 vs. North Carolina (2/12/08)

STEALS

Season: 4 vs. VMI (11/16/08), at Syracuse (11/28/08)
 Career: 4 on three occasions
 ACC: 4 at Georgia Tech (3/3/08)

MINUTES

Season: 34 at Georgia Tech (12/28/08)
 Career: 34 at FSU (1/23/08), at Ga. Tech (12/28/08)
 ACC: 34 at FSU (1/23/08), at Ga. Tech (12/28/08)


2008-09 GAME-BY-GAME:

Opponent	GP-GS	FG-FGA	3FG-3FGA	FT-FTA	Off-Def	Total	A	TO	Blk	Stl	PF	Min	Pts
VMI	1-1	2-4	0-1	0-0	1-4	5	7	5	0	4	1	21	4
USF	2-2	1-5	0-1	1-4	1-0	1	2	1	0	0	1	17	3
Radford	3-3	2-7	0-2	5-6	0-0	0	1	2	0	1	1	18	9
Liberty	4-4	5-9	3-6	2-2	0-3	3	5	3	0	1	5	25	15
at Syracuse	5-5	6-10	1-4	1-1	0-3	3	3	4	0	4	5	31	14
at Minnesota	6-6	3-11	0-3	3-4	0-2	2	2	3	0	0	4	33	9
Longwood	7-7	5-11	0-2	4-4	0-6	6	3	4	0	1	0	24	14
Auburn	8-8	2-8	1-3	4-4	0-4	4	4	1	0	1	0	30	9
Hampton	9-9	2-3	1-2	0-0	0-3	3	3	2	0	0	1	22	5
at Georgia Tech	10-10	6-12	1-4	0-0	0-5	5	0	4	0	1	4	34	13
Xavier	11-11	0-6	0-2	0-0	0-1	1	0	1	0	0	1	22	0
Brown	12-11	0-4	0-3	0-0	0-2	2	3	1	1	2	0	18	0

CAREER STATISTICS (at Virginia)

Year	G-GS	Min-Avg.	FG-FGA	Pct.	3FG-3FGA	Pct.	FT-FTA	Pct.	Off-Def.	Reb-Avg.	PF-DQ	Ast	TO	Blk	Stl	Pts-Avg
2006-07																
ACC																
2007-08	33-8	835-25.3	103-247	.417	41-110	.373	37-55	.673	19-67	86-2.6	62-0	79	57	5	29	284-8.6
ACC	16-8	448-28.0	55-133	.414	20-53	.377	24-32	.750	9-37	46-2.9	30-0	34	29	4	19	154-9.6
2008-09	12-11	295-24.6	34-90	.378	7-33	.212	20-25	.800	2-33	35-2.9	23-2	33	31	1	15	95-7.9
ACC	1-1	34-34.0	6-12	.500	1-4	.250	0-0	.000	0-5	5-5.0	4-0	0	4	0	1	13-13.0
CAREER	45-19	1130-25.1	137-337	.407	48-143	.336	57-80	.713	21-100	121-2.7	85-2	112	88	6	44	379-8.4
ACC	17-9	482-28.4	61-145	.421	21-57	.368	24-32	.750	9-42	51-3.0	34-0	34	33	4	20	167-9.8

Did not play after transferring



MAMADI DIANE

#24

Senior • Guard/Forward • 6-5 • 204 • Potomac, Md. • DeMatha Catholic H.S.

2008-09 SEASON:

- One of Virginia's tri-captains this season
- Played in the 100th game of his Virginia career at Syracuse
- Scored seven points vs. Brown
- Had seven points vs. Xavier
- Scored 13 points vs. USF
- Had 14 points and seven rebounds vs. VMI
- Scored 14 points in the exhibition vs. Shepherd

SINGLE GAME BESTS

POINTS

Season: 14 vs. VMI (11/16/08)
 Career: 26 vs. Maryland (1/16/07)
 ACC: 26 vs. Maryland (1/16/07)

REBOUNDS

Season: 7 vs. VMI (11/16/08)
 Career: 11 vs. Hampton (12/16/06)
 ACC: 10 vs. Wake Forest (2/4/06)

FG MADE

Season: 6 vs. VMI (11/16/08), vs. USF (11/19/08)
 Career: 9 vs. Maryland (1/16/07)
 ACC: 9 vs. Maryland (1/16/07)

FG ATTEMPTS

Season: 15 vs. VMI (11/16/08)
 Career: 17 vs. Georgia Tech (1/27/08)
 ACC: 17 vs. Georgia Tech (1/27/08)

3 PT FG MADE

Season: 1 vs. Xavier (1/3/09), vs. Brown (1/6/09)
 Career: 6 vs. Northwestern (11/27/07)
 ACC: 5 at Florida State (1/23/08)

3 PT FG ATTEMPTS

Season: 4 vs. VMI (11/16/08), vs. USF (11/19/08)
 Career: 10 vs. Boston College (1/19/08)
 ACC: 10 vs. Boston College (1/19/08)

FT MADE

Season: 2 vs. VMI (11/16/08), vs. Hampton (12/23/08)
 Career: 7 vs. Loyola (12/23/05), vs. UMES (11/26/06)
 ACC: 6 vs. Maryland (1/16/07)

FT ATTEMPTS

Season: 3 vs. VMI (11/16/08)
 Career: 8 vs. Loyola (12/23/05)
 ACC: 7 vs. Md (1/16/07), at VT (2/2/08)

ASSISTS

Season: 2 vs. Liberty (11/25/08)
 Career: 4 vs. Loyola (12/23/05), at Md (1/30/08)
 ACC: 4 at Maryland (1/30/08)

TURNOVERS

Season: 2 on three occasions
 Career: 5 vs. Morgan St. (11/19/06), at GT (3/3/08)
 ACC: 5 at Georgia Tech (3/3/08)

BLOCKS

Season: 1 on four occasions
 Career: 3 vs. Liberty (11/18/05), at Arizona (11/17/07)
 ACC: 2 on 4 occasions

STEALS

Season: 2 vs. Auburn (12/20/08)
 Career: 4 vs. Maryland (1/16/07)
 ACC: 4 vs. Maryland (1/16/07)

MINUTES


Season: 30 vs. USF (11/19/08)
 Career: 42 vs. Georgia Tech (1/27/08)
 ACC: 42 vs. Georgia Tech (1/27/08)

2008-09 GAME-BY-GAME:

Opponent	GP-GS	FG-FGA	3FG-3FGA	FT-FTA	Off-Def	Total	A	TO	Blk	Stl	PF	Min	Pts
VMI	1-1	6-15	0-4	2-3	5-2	7	1	0	1	1	3	27	14
USF	2-2	6-14	0-4	1-2	1-2	3	1	2	0	0	3	30	13
Radford	3-3	1-9	0-2	1-2	3-2	5	1	0	0	0	24	3	
Liberty	4-4	0-6	0-3	0-0	0-2	2	2	1	1	0	3	27	0
at Syracuse	5-4	0-3	0-1	0-1	1-1	2	0	1	0	1	2	16	0
at Minnesota	6-4	2-4	0-0	0-0	0-1	1	1	2	1	0	1	15	4
Longwood	7-4	1-7	0-3	1-2	0-1	1	0	0	1	0	0	19	3
Auburn	8-4	0-0	0-0	0-0	0-0	0	0	1	0	2	2	20	0
Hampton	9-4	1-4	0-2	2-2	2-1	3	0	1	0	0	0	11	4
at Georgia Tech	10-4	0-3	0-2	0-0	0-1	1	1	1	0	0	1	6	0
Xavier	11-4	3-4	1-1	0-0	1-1	2	0	1	0	1	3	10	7
Brown	12-5	3-8	1-3	0-0	1-0	1	1	2	0	1	1	19	7

CAREER STATISTICS

Year	G-GS	Min-Avg.	FG-FGA	Pct.	3FG-3FGA	Pct.	FT-FTA	Pct.	Off-Def.	Reb-Avg.	PF-DQ	Ast	TO	Blk	Stl	Pts-Avg
2005-06	30-11	668-22.3	65-193	.337	16-66	.242	35-43	.814	33-79	112-3.7	42-0	32	36	11	22	181-6.0
ACC	16-1	321-20.1	31-94	.330	7-36	.194	12-15	.800	20-39	59-3.7	22-0	17	17	3	10	81-5.1
2006-07	32-32	883-27.6	111-251	.442	42-120	.350	43-57	.754	34-78	112-3.5	61-3	38	42	13	26	307-9.6
ACC	16-16	446-27.9	49-132	.371	18-64	.281	18-27	.667	17-37	54-3.4	32-2	18	21	8	15	134-8.4
2007-08	33-22	950-28.8	131-303	.432	60-145	.414	67-99	.677	55-91	146-4.4	72-0	37	59	22	20	389-11.8
ACC	16-8	482-30.1	60-160	.375	24-70	.343	40-60	.667	35-41	76-4.8	36-0	15	28	7	8	184-11.5
2008-09	12-5	224-18.7	23-77	.299	2-25	.080	7-12	.583	14-14	28-2.3	19-0	8	12	4	6	55-4.6
ACC	1-0	6-6.0	0-3	.000	0-2	.000	0-0	.000	0-1	1-1.0	1-0	1	1	0	0	0-0.0
CAREER	107-70	2725-25.5	330-824	.400	120-356	.337	152-211	.720	136-262	398-3.7	194-3	115	149	50	74	932-8.7
ACC	49-25	1255-25.6	140-389	.360	49-172	.285	70-102	.686	72-118	190-3.9	91-2	51	67	18	33	399-8.1



MUSTAPHA FARRAKHAN

#2

Sophomore • Guard • 6-4 • 179 • Harvey, Ill. • Thornton Township H.S.

2008-09 SEASON:

- Averaging nine points and 14.8 minutes played a game and shooting 55.6 percent (5-9) from 3-point range in the last four games
- Scored nine points vs. Brown
- Had five points vs. Xavier
- Scored a career-high 12 points at Georgia Tech
- Scored 10 points vs. Hampton
- Had five points vs. Longwood
- Had four points, two assists and two steals at Minnesota
- Had two points at Syracuse
- Scored five points vs. Liberty
- Made first career start vs. VMI and had two points
- Had nine points and five assists in the exhibition vs. Shepherd

SINGLE GAME BESTS

POINTS

Season: 12 at Georgia Tech (12/28/08)
 Career: 12 at Georgia Tech (12/28/08)
 ACC: 12 at Georgia Tech (12/28/08)

REBOUNDS

Season: 2 at Minnesota (12/2/08)
 Career: 4 at Maryland (1/30/08)
 ACC: 4 at Maryland (1/30/08)

FG MADE

Season: 4 vs. Brown (1/6/09)
 Career: 4 vs. Brown (1/6/09)
 ACC: 3 at Georgia Tech (12/28/08)

FG ATTEMPTS

Season: 7 vs. Brown (1/6/09)
 Career: 7 vs. Brown (1/6/09)
 ACC: 5 vs. Ga. Tech (1/27/08), at Ga. Tech (12/28/08)

3 PT FG MADE

Season: 2 vs. Hampton (12/23/08), at Ga. Tech (12/28/08)
 Career: 2 vs. Hampton (12/23/08), at Ga. Tech (12/28/08)
 ACC: 2 at Georgia Tech (12/28/08)

3 PT FG ATTEMPTS

Season: 3 on four occasions
 Career: 3 on five occasions
 ACC: 3 vs. Ga. Tech (1/27/08), at Ga. Tech (12/28/08)

FT MADE

Season: 4 at Georgia Tech (12/28/08)
 Career: 4 at Georgia Tech (12/28/08)
 ACC: 4 at Georgia Tech (12/28/08)

FT ATTEMPTS

Season: 4 at Georgia Tech (12/28/08)
 Career: 4 at Georgia Tech (12/28/08)
 ACC: 4 at Georgia Tech (12/28/08)

ASSISTS

Season: 2 at Minn. (12/2/08), vs. Hampton (12/23/08)
 Career: 2 at Minn. (12/2/08), vs. Hampton (12/23/08)
 ACC: 1 vs. Ga. Tech (1/27/08), at Ga. Tech (12/28/08)

TURNOVERS

Season: 2 on three occasions
 Career: 3 at Penn (11/23/07)
 ACC: 2 vs. Clemson (2/7/08)

BLOCKS

Season: --
 Career: --
 ACC: --

STEALS

Season: 2 at Minnesota (12/2/08)
 Career: 2 at Minnesota (12/2/08)
 ACC: --

MINUTES


Season: 16 at Georgia Tech (12/28/08)
 Career: 16 at Georgia Tech (12/28/08)
 ACC: 16 at Georgia Tech (12/28/08)

2008-09 GAME-BY-GAME:

Opponent	GP-GS	FG-FGA	3FG-3FGA	FT-FTA	Off-Def	Total	A	TO	Blk	Stl	PF	Min	Pts
VMI	1-1	1-5	0-1	0-0	0-0	0	0	2	0	0	0	11	2
USF	2-2	0-0	0-0	0-0	0-0	0	0	0	0	0	1	5	0
Radford	3-2	0-2	0-0	0-0	0-1	1	0	1	0	0	0	4	0
Liberty	4-2	1-3	1-3	2-2	0-0	0	1	2	0	0	3	8	5
at Syracuse	5-2	1-3	0-0	0-0	0-0	0	0	0	0	0	1	3	2
at Minnesota	6-2	1-4	0-2	2-2	1-1	2	2	1	0	2	3	12	4
Longwood	7-2	2-2	1-1	0-0	0-0	0	0	0	0	0	0	4	5
Auburn	DNP												
Hampton	8-2	3-5	2-3	2-2	1-0	1	2	0	0	0	1	14	10
at Georgia Tech	9-2	3-5	2-3	4-4	1-0	1	1	0	0	0	4	16	12
Xavier	10-2	1-5	1-3	2-2	0-1	1	0	2	0	0	1	14	5
Brown	11-2	4-7	0-0	1-1	0-1	1	1	0	0	0	1	15	9

CAREER STATISTICS

Year	G-GS	Min-Avg.	FG-FGA	Pct.	3FG-3FGA	Pct.	FT-FTA	Pct.	Off-Def.	Reb-Avg.	PF-DQ	Ast	TO	Blk	Stl	Pts-Avg
2007-08	19-0	115-6.1	7-38	.184	2-16	.125	1-5	.200	4-11	15-0.8	9-0	5	12	0	2	17-0.9
ACC	6-0	43-7.2	1-13	.077	1-7	.143	1-3	.333	2-4	6-1.0	3-0	1	3	0	0	4-0.7
2008-09	11-2	106-9.6	17-41	.415	7-16	.438	13-13	1.000	3-4	7-0.6	15-0	7	8	0	2	54-4.9
ACC	1-0	16-16.0	3-5	.600	2-3	.667	4-4	1.000	1-0	1-1.0	4-0	1	0	0	0	12-12.0
CAREER	30-2	221-7.4	24-79	.304	9-32	.281	14-18	.778	7-15	22-0.7	24-0	12	20	0	4	71-2.4
ACC	7-0	59-8.4	4-18	.222	3-10	.300	5-7	.714	3-4	7-1.0	7-0	2	3	0	0	16-2.3



JEFF JONES

#23

Sophomore • Guard • 6-4 • 200 • Chester, Pa. • Monsignor Bonner H.S.

2008-09 SEASON:

- Scored five points vs. Auburn
- Had seven points and three rebounds vs. Longwood
- Had three points at Syracuse
- Scored a season-high 10 points vs. Liberty
- Had six points vs. Radford
- Scored three points vs. USF
- Had eight points and three rebounds vs. VMI
- Had 18 points and five rebounds in the exhibition vs. Shepherd

SINGLE GAME BESTS

POINTS

Season: 10 vs. Liberty (11/25/08)
 Career: 26 vs. Bradley (3/26/08)
 ACC: 9 vs. NC State (2/24/08)

REBOUNDS

Season: 3 on three occasions
 Career: 6 vs. Vermont (11/11/07)
 ACC: 4 at WF (2/9/08), vs. Duke (3/5/08)

FG MADE

Season: 4 vs. Liberty (11/25/08)
 Career: 9 vs. Bradley (3/26/08)
 ACC: 4 vs. NCSU (2/24/08)

FG ATTEMPTS

Season: 12 vs. Liberty (11/25/08)
 Career: 14 vs. Bradley (3/26/08)
 ACC: 8 vs. NCSU (2/24/08), vs. GT (3/13/08)

3 PT FG MADE

Season: 2 vs. VMI (11/16/08), vs. Liberty (11/25/08)
 Career: 6 vs. Bradley (3/26/08)
 ACC: 1 on three occasions

3 PT FG ATTEMPTS

Season: 8 vs. Liberty (11/25/08)
 Career: 8 vs. Bradley (3/26/08), vs. Liberty (11/25/08)
 ACC: 4 vs. Georgia Tech (3/13/08)

FT MADE

Season: 4 vs. Radford (11/21/08)
 Career: 4 on three occasions
 ACC: 2 on four occasions

FT ATTEMPTS

Season: 4 vs. Radford (11/21/08)
 Career: 5 vs. N'western (11/27/07), vs. Hartford (12/30/07)
 ACC: 3 vs. Georgia Tech (3/13/08)

ASSISTS

Season: 3 vs. Liberty (11/25/08)
 Career: 4 at Boston College (2/17/08)
 ACC: 4 at Boston College (2/17/08)

TURNOVERS

Season: 1 on five occasions
 Career: 4 vs. Longwood (12/7/07)
 ACC: 3 at Duke (1/13/08)

BLOCKS

Season: 1 vs. VMI (11/16/08)
 Career: 1 on five occasions
 ACC: 1 at Boston College (2/17/08)

STEALS

Season: 2 vs. Liberty (11/25/08)
 Career: 3 vs. Howard (11/14/07)
 ACC: 1 on five occasions

MINUTES


Season: 29 vs. Liberty (11/25/08)
 Career: 31 vs. Bradley (3/26/08)
 ACC: 22 vs. Georgia Tech (3/13/08)

2008-09 GAME-BY-GAME:

Opponent	GP-GS	FG-FGA	3FG-3FGA	FT-FTA	Off-Def	Total	A	TO	Blk	Stl	PF	Min	Pts
VMI	1-0	3-8	2-5	0-0	0-3	3	2	1	1	1	0	27	8
USF	2-0	1-8	1-5	0-0	0-0	0	1	0	0	0	2	15	3
Radford	3-0	1-3	0-1	4-4	0-2	2	0	1	0	0	2	13	6
Liberty	4-0	4-12	2-8	0-0	0-1	1	3	0	0	2	3	29	10
at Syracuse	5-0	1-5	1-3	0-0	0-2	2	1	0	0	0	0	13	3
at Minnesota	DNP												
Longwood	6-0	3-4	1-1	0-0	2-1	3	0	1	0	0	1	21	7
Auburn	7-0	2-7	1-3	0-0	0-1	1	1	0	0	1	0	20	5
Hampton	8-0	1-9	0-6	0-0	0-1	1	1	1	0	0	0	14	2
at Georgia Tech	9-0	0-0	0-0	0-0	0-0	0	0	0	0	0	0	2	0
Xavier	10-0	0-2	0-1	1-2	0-0	0	0	1	0	0	1	11	1
Brown	11-0	1-1	1-1	0-0	0-3	3	0	0	0	0	1	9	3

CAREER STATISTICS

Year	G-GS	Min-Avg.	FG-FGA	Pct.	3FG-3FGA	Pct.	FT-FTA	Pct.	Off-Def.	Reb-Avg.	PF-DQ	Ast	TO	Blk	Stl	Pts-Avg
2007-08	33-25	494-15.0	55-151	.364	16-51	.314	33-47	.702	15-45	60-1.8	46-0	17	41	4	10	159-4.8
ACC	16-8	193-12.1	12-51	.235	2-14	.143	10-14	.714	6-14	20-1.3	20-0	8	16	1	5	36-2.3
2008-09	11-0	174-15.8	17-59	.288	9-34	.265	5-6	.833	2-14	16-1.5	10-0	9	5	1	4	48-4.4
ACC	1-0	2-2.0	0-0	.000	0-0	.000	0-0	.000	0-0	0-0.0	0-0	0	0	0	0	0-0.0
CAREER	44-25	668-15.2	72-210	.343	25-85	.294	38-53	.717	17-59	76-1.7	56-0	26	46	5	14	207-4.7
ACC	17-8	195-11.5	12-51	.235	2-14	.143	10-14	.714	6-14	20-1.2	20-0	8	16	1	5	36-2.1



SYLVEN LANDESBERG

#15

Freshman • Guard • 6-6 • 205 • Flushing, N.Y. • Holy Cross H.S.

2008-09 SEASON:

- Finished second in the Preseason ACC Rookie of the Year voting
- Four-time ACC Rookie of the Week (Nov. 17, Nov. 24, Dec. 22 and Dec. 30)
- Has led the team in scoring in eight of the first 12 games
- Has scored in double figures in 10 of 12 games this season
- Had a game-high 25 points, seven rebounds and four assists vs. Xavier
- Had a game-high 26 points, six rebounds and five assists at Georgia Tech in his ACC debut
- Had a game-high 22 points and six rebounds vs. Auburn
- Had 20 points and nine rebounds vs. Longwood
- Scored 16 points at Syracuse
- Had 17 points and nine rebounds vs. Liberty
- Had 22 points, including 18 in second half, vs. Radford and made two free throws to put Virginia ahead for good with 29 seconds to play
- Scored 21 points, including the game-winning layup with 13 seconds left, vs. USF
- Had 28 points, eight rebounds and eight assists vs. VMI in his collegiate debut
- His 28 points vs. VMI are a Cavalier record for a freshman in his first career game and tied for second most in ACC history
- First Cavalier freshman to score at least 20 points in his first three career games
- First Cavalier freshman to lead the team in scoring in his first three games since Tom Sheehey in 1983-84
- Had 13 points in the exhibition vs. Shepherd

2008-09 GAME-BY-GAME:

Opponent	GP-GS	FG-FGA	3FG-3FGA	FT-FTA	Off-Def	Total	A	TO	Blk	Stl	PF	Min	Pts
VMI	1-1	10-17	0-2	8-11	6-2	8	8	3	0	3	2	36	28
USF	2-1	8-15	1-2	4-6	1-3	4	0	1	0	3	1	31	21
Radford	3-2	9-15	1-2	3-4	1-3	4	0	4	0	1	3	34	22
Liberty	4-3	5-10	1-2	6-8	2-7	9	2	1	0	0	2	35	17
at Syracuse	5-4	5-11	0-1	6-8	0-3	3	3	0	0	2	5	28	16
at Minnesota	6-5	1-11	0-2	8-10	1-5	6	2	0	0	0	1	33	10
Longwood	7-6	6-10	0-0	8-8	6-3	9	1	6	0	0	1	28	20
Auburn	8-7	5-8	2-2	10-14	0-6	6	1	5	1	0	2	38	22
Hampton	9-8	3-7	0-1	3-3	1-2	3	3	1	0	0	1	28	9
at Georgia Tech	10-9	9-18	0-2	8-9	0-6	6	5	1	0	0	2	41	26
Xavier	11-10	7-15	1-2	10-11	0-7	7	4	2	1	1	2	35	25
Brown	12-11	0-6	0-2	4-4	1-4	5	0	1	0	1	0	24	4

SINGLE GAME BESTS

POINTS

Season: 28 vs. VMI (11/16/08)
 Career: 28 vs. VMI (11/16/08)
 ACC: 26 at Georgia Tech (12/28/08)

REBOUNDS

Season: 9 vs. Liberty (11/25/08), vs. Longwood (12/17/08)
 Career: 9 vs. Liberty (11/25/08), vs. Longwood (12/17/08)
 ACC: 6 at Georgia Tech (12/28/08)

FG MADE

Season: 10 vs. VMI (11/16/08)
 Career: 10 vs. VMI (11/16/08)
 ACC: 9 at Georgia Tech (12/28/08)

FG ATTEMPTS

Season: 18 at Georgia Tech (12/28/08)
 Career: 18 at Georgia Tech (12/28/08)
 ACC: 18 at Georgia Tech (12/28/08)

3 PT FG MADE

Season: 2 vs. Auburn (12/20/08)
 Career: 2 vs. Auburn (12/20/08)
 ACC: --

3 PT FG ATTEMPTS

Season: 2 on nine occasions
 Career: 2 on nine occasions
 ACC: 2 at Georgia Tech (12/28/08)

FT MADE

Season: 10 vs. Auburn (12/20/08), vs. Xavier (1/3/09)
 Career: 10 vs. Auburn (12/20/08), vs. Xavier (1/3/09)
 ACC: 8 at Georgia Tech (12/28/08)

FT ATTEMPTS

Season: 14 vs. Auburn (12/20/08)
 Career: 14 vs. Auburn (12/20/08)
 ACC: 9 at Georgia Tech (12/28/08)

ASSISTS

Season: 8 vs. VMI (11/16/08)
 Career: 8 vs. VMI (11/16/08)
 ACC: 5 at Georgia Tech (12/28/08)

TURNOVERS

Season: 6 vs. Longwood (12/17/08)
 Career: 6 vs. Longwood (12/17/08)
 ACC: 1 at Georgia Tech (12/28/08)

BLOCKS

Season: 1 vs. Auburn (12/20/08), vs. Xavier (1/3/09)
 Career: 1 vs. Auburn (12/20/08), vs. Xavier (1/3/09)
 ACC: --

STEALS


Season: 3 vs. VMI (11/16/08), vs. USF (11/19/08)
 Career: 3 vs. VMI (11/16/08), vs. USF (11/19/08)
 ACC: --

MINUTES

Season: 41 at Georgia Tech (12/28/08)
 Career: 41 at Georgia Tech (12/28/08)
 ACC: 41 at Georgia Tech (12/28/08)

CAREER STATISTICS

Year	G-GS	Min-Avg.	FG-FGA	Pct.	3FG-3FGA	Pct.	FT-FTA	Pct.	Off-Def.	Reb-Avg.	PF-DQ	Ast	TO	Blk	Stl	Pts-Avg
2008-09	12-11	391-32.6	68-143	.476	6-20	.300	78-96	.813	19-51	70-5.8	22-1	29	25	2	11	220-18.3
ACC	1-1	41-41.0	9-18	.500	0-2	.000	8-9	.889	0-6	6-6.0	2-0	5	1	0	0	26-26.0
CAREER	12-11	391-32.6	68-143	.476	6-20	.300	78-96	.813	19-51	70-5.8	22-1	29	25	2	11	220-18.3
ACC	1-1	41-41.0	9-18	.500	0-2	.000	8-9	.889	0-6	6-6.0	2-0	5	1	0	0	26-26.0



JEROME MEYINSSE

#55

Junior • Forward/Center • 6-9 • 245 • Baton Rouge, La. • McKinley H.S.

2008-09 SEASON:

- Had four points and three rebounds vs. Brown
- Had two rebounds and tied a career high with two blocks at Georgia Tech
- Tied a career high with two blocks vs. Hampton
- Had five points and five rebounds at Minnesota
- Had season-high totals of 10 points and eight rebounds at Syracuse
- Had two points and one rebound vs. Liberty
- Made first career start vs. USF
- Had four points and five rebounds in the exhibition vs. Shepherd

SINGLE GAME BESTS

POINTS

Season: 10 at Syracuse (11/28/08)
 Career: 12 vs. Elon (12/22/07)
 ACC: 4 at Florida State (1/23/08)

REBOUNDS

Season: 8 at Syracuse (11/28/08)
 Career: 9 vs. Hampton (12/19/07)
 ACC: 3 vs. BC (1/19/08), at FSU (1/23/08)

FG MADE

Season: 3 at Syracuse (11/28/08)
 Career: 5 vs. Elon (12/22/07)
 ACC: 2 at Florida State (1/23/08)

FG ATTEMPTS

Season: 7 at Syracuse (11/28/08)
 Career: 7 vs. Hampton (12/19/07), at Syracuse (11/28/08)
 ACC: 3 vs. Clemson (2/7/08)

3 PT FG MADE

Season: --
 Career: --
 ACC: --

3 PT FG ATTEMPTS

Season: --
 Career: --
 ACC: --

FT MADE

Season: 4 at Syracuse (11/28/08)
 Career: 5 vs. UMES (11/26/06)
 ACC: --

FT ATTEMPTS

Season: 5 at Syracuse (11/28/08)
 Career: 6 vs. UMES (11/26/06)
 ACC: 2 vs. Boston College (1/19/08)

ASSISTS

Season: 1 vs. Brown (1/6/09)
 Career: 1 on four occasions
 ACC: --

TURNOVERS

Season: 2 at Minn. (12/2/08), vs. Longwood (12/17/08)
 Career: 2 on five occasions
 ACC: --

BLOCKS

Season: 2 vs. Hampton (12/23/08), at Ga. Tech (12/28/08)
 Career: 2 on three occasions
 ACC: 2 at Georgia Tech (12/28/08)

STEALS

Season: --
 Career: 2 vs. PR-Mayaguez (12/21/06)
 ACC: 1 at Florida State (1/23/08)

MINUTES


Season: 24 at Syracuse (11/28/08)
 Career: 24 at Syracuse (11/28/08)
 ACC: 14 at Florida State (1/23/08)

2008-09 GAME-BY-GAME:

Opponent	GP-GS	FG-FGA	3FG-3FGA	FT-FTA	Off-Def	Total	A	TO	Blk	Stl	PF	Min	Pts
VMI	DNP												
USF	1-1	0-0	0-0	0-0	0-0	0	0	1	0	0	0	6	0
Radford	2-1	0-1	0-0	0-0	0-0	0	0	1	0	0	0	3	0
Liberty	3-1	1-1	0-0	0-0	1-0	1	0	0	0	0	0	5	2
at Syracuse	4-1	3-7	0-0	4-5	4-4	8	0	1	1	0	2	24	10
at Minnesota	5-1	1-1	0-0	3-4	2-3	5	0	2	1	0	1	22	5
Longwood	6-1	0-0	0-0	0-2	1-0	1	0	2	0	0	2	7	0
Auburn	7-1	0-0	0-0	0-1	1-0	1	0	1	0	0	0	8	0
Hampton	8-1	0-0	0-0	0-0	0-0	0	0	0	2	0	0	5	0
at Georgia Tech	9-1	0-2	0-0	0-0	1-1	2	0	0	2	0	3	11	0
Xavier	10-1	0-1	0-0	0-0	0-0	0	0	0	0	0	1	3	0
Brown	11-1	1-3	0-0	2-4	1-2	3	1	0	0	0	1	8	4

CAREER STATISTICS

Year	G-GS	Min-Avg.	FG-FGA	Pct.	3FG-3FGA	Pct.	FT-FTA	Pct.	Off-Def.	Reb-Avg.	PF-DQ	Ast	TO	Blk	Stl	Pts-Avg
2006-07	15-0	100-6.7	4-11	.364	0-0	.000	9-13	.692	3-17	20-1.3	15-0	1	4	2	2	17-1.1
ACC	4-0	8-2.0	0-1	.000	0-0	.000	0-0	.000	0-0	0-0.0	3-0	0	0	0	0	0-0.0
2007-08	26-0	188-7.2	23-33	.697	0-0	.000	4-12	.333	18-31	49-1.9	36-0	2	7	3	3	50-1.9
ACC	13-0	77-5.9	7-11	.636	0-0	.000	0-2	.000	5-12	17-1.3	21-0	0	0	0	1	14-1.1
2008-09	11-1	102-9.3	6-16	.375	0-0	.000	9-16	.563	11-10	21-1.9	10-0	1	8	6	0	21-1.9
ACC	1-0	11-11.0	0-2	.000	0-0	.000	0-0	.000	1-1	2-2.0	3-0	0	0	2	0	0-0.0
CAREER	52-1	390-7.5	33-60	.550	0-0	.000	22-41	.537	32-58	90-1.7	61-0	4	19	11	5	88-1.7
ACC	18-0	96-5.3	7-14	.500	0-0	.000	0-2	.000	6-13	19-1.1	27-0	0	0	2	1	14-0.8



MIKE SCOTT

#32

Sophomore • Forward • 6-8 • 233 • Chesapeake, Va. • Hargrave Military Academy

2008-09 SEASON:

- Only Cavalier to start every game this season
- Has scored in double figures the last four games, the longest streak of his career
- Had game-high totals of 15 points and 10 rebounds vs. Brown for his fifth double-double of the season
- Scored 16 points (7-10 FG) and had five rebounds vs. Xavier
- Had 11 points and 10 rebounds at Georgia Tech
- Had 17 points and 15 rebounds vs. Hampton
- Had 10 points and 10 rebounds along with a career-high four assists in a career-high 37 minutes at Syracuse
- Had nine points and 17 rebounds vs. Liberty
- Had 10 points and six rebounds vs. USF
- Set career highs with 26 points and 18 rebounds vs. VMI, including tying the school record with 10 offensive rebounds in the game
- Has seven career double-doubles
- Had 10 points and 14 rebounds in the exhibition vs. Shepherd

2008-09 GAME-BY-GAME:

Opponent	GP-GS	FG-FGA	3FG-3FGA	FT-FTA	Off-Def	Total	A	TO	Blk	Stl	PF	Min	Pts
VMI	1-1	11-13	0-0	4-5	10-8	18	0	4	0	1	2	30	26
USF	2-2	4-9	0-1	2-2	4-2	6	1	2	0	2	2	32	10
Radford	3-3	2-7	0-1	1-3	2-3	5	1	0	0	0	4	27	5
Liberty	4-4	3-4	0-0	3-4	7-10	17	1	1	0	0	2	34	9
at Syracuse	5-5	5-10	0-0	0-0	5-5	10	4	0	0	1	1	37	10
at Minnesota	6-6	0-4	0-0	0-0	2-4	6	2	3	0	1	1	18	0
Longwood	7-7	4-5	0-1	0-0	0-6	6	0	0	1	0	2	27	8
Auburn	8-8	4-7	0-1	1-2	0-3	3	0	3	0	3	2	27	9
Hampton	9-9	6-10	0-0	5-6	5-10	15	1	1	2	2	2	29	17
at Georgia Tech	10-10	3-8	0-0	5-8	5-5	10	1	2	2	0	3	27	11
Xavier	11-11	7-10	0-0	2-2	3-2	5	0	1	0	0	1	24	16
Brown	12-12	5-10	0-0	5-6	5-5	10	0	0	1	0	3	27	15

SINGLE GAME BESTS

POINTS

Season: 26 vs. VMI (11/16/08)
 Career: 26 vs. VMI (11/16/08)
 ACC: 11 at BC (2/17/08), at Ga. Tech (12/28/08)

REBOUNDS

Season: 18 vs. VMI (11/16/08)
 Career: 18 vs. VMI (11/16/08)
 ACC: 12 at Md (1/30/08), at BC (2/17/08)

FG MADE

Season: 11 vs. VMI (11/16/08)
 Career: 11 vs. VMI (11/16/08)
 ACC: 5 at Boston College (2/17/08)

FG ATTEMPTS

Season: 13 vs. VMI (11/16/08)
 Career: 13 vs. VMI (11/16/08)
 ACC: 11 at Boston College (2/17/08)

3 PT FG MADE

Season: --
 Career: 2 vs. Georgia Tech (3/13/08)
 ACC: 2 vs. Georgia Tech (3/13/08)

3 PT FG ATTEMPTS

Season: 1 on four occasions
 Career: 2 at BC (2/17/08), vs. GT (3/13/08)
 ACC: 2 at BC (2/17/08), vs. GT (3/13/08)

FT MADE

Season: 5 on three occasions
 Career: 5 on five occasions
 ACC: 5 at Va. Tech (2/2/08), at Ga. Tech (12/28/08)

FT ATTEMPTS

Season: 8 at Georgia Tech (12/28/08)
 Career: 8 at Georgia Tech (12/28/08)
 ACC: 8 at Georgia Tech (12/28/08)

ASSISTS

Season: 4 at Syracuse (11/28/08)
 Career: 4 at Syracuse (11/28/08)
 ACC: 2 at Miami (3/1/08)

TURNOVERS

Season: 4 vs. VMI (11/16/08)
 Career: 4 vs. VMI (11/16/08)
 ACC: 3 at Duke (1/13/08), at VT (2/2/08)

BLOCKS

Season: 2 vs. Hampton (12/23/08), at Ga. Tech (12/28/08)
 Career: 3 vs. Duke (3/5/08), vs. Richmond (3/18/08)
 ACC: 3 vs. Duke (3/5/08)

STEALS

Season: 3 vs. Auburn (12/20/08)
 Career: 3 at Penn (11/23/07), vs. Auburn (12/20/08)
 ACC: 2 vs. UNC (2/12/08), at BC (2/17/08)

MINUTES

Season: 37 at Syracuse (11/28/08)
 Career: 37 at Syracuse (11/28/08)
 ACC: 29 at BC (2/17/08), vs. NCSU (2/24/08)

CAREER STATISTICS

Year	G-GS	Min-Avg.	FG-FGA	Pct.	3FG-3FGA	Pct.	FT-FTA	Pct.	Off-Def.	Reb-Avg.	PF-DQ	Ast	TO	Blk	Stl	Pts-Avg
2007-08	32-21	579-18.1	63-143	.441	4-10	.400	52-74	.703	67-101	168-5.3	69-1	15	25	12	20	182-5.7
ACC	16-14	310-19.4	30-77	.390	1-4	.250	20-33	.606	30-50	80-5.0	39-1	6	15	5	8	81-5.1
2008-09	12-12	339-28.3	54-97	.557	0-4	.000	28-38	.737	48-63	111-9.3	25-0	11	17	6	10	136-11.3
ACC	1-1	27-27.0	3-8	.375	0-0	.000	5-8	.625	5-5	10-10.0	3-0	1	2	2	0	11-11.0
CAREER	44-33	918-20.9	117-240	.488	4-14	.286	80-112	.714	115-164	279-6.3	94-1	26	42	18	30	318-7.2
ACC	17-15	337-19.8	33-85	.388	1-4	.250	25-41	.610	35-55	90-5.3	42-1	7	17	7	8	92-5.4



ASSANE SENE

#5

Freshman • Center • 7-0 • 234 • Saint-Louis, Senegal • South Kent

2008-09 SEASON:

- Averaging 5.8 rebounds, 2.5 blocks and 21.0 minutes played in the last six games
- Had six points, three rebounds and three blocks vs. Brown
- Had six points and 11 rebounds vs. Xavier
- Had nine rebounds and four blocks vs. Auburn
- Had six points, five rebounds and two blocks vs. Longwood
- Had two points and four rebounds at Minnesota
- Made his collegiate debut at Syracuse, where he had one point and one rebound in the start
- Was held out of the first three games of the season before the resolution of his eligibility status on Nov. 25
- "Because of a recent NCAA interpretation, there are some aspects of Assane's pre-college enrollment that must be reviewed further," Virginia Athletics Director Craig Littlepage said on Nov. 16.
- Had two points and three rebounds in 18 minutes of action in the exhibition vs. Shepherd

2008-09 GAME-BY-GAME:

Opponent	GP-GS	FG-FGA	3FG-3FGA	FT-FTA	Off-Def	Total	A	TO	Blk	Stl	PF	Min	Pts
VMI	DNP												
USF	DNP												
Radford	DNP												
Liberty	DNP												
at Syracuse	1-1	0-0	0-0	1-2	0-1	1	1	0	1	0	3	7	1
at Minnesota	2-2	0-0	0-0	2-2	2-2	4	0	1	0	0	3	18	2
Longwood	3-2	2-4	0-0	2-3	2-3	5	1	1	2	0	3	16	6
Auburn	4-2	1-3	0-0	0-0	0-9	9	2	0	4	0	3	22	2
Hampton	5-2	1-4	0-0	0-0	1-5	6	0	2	2	0	5	15	2
at Georgia Tech	6-3	1-5	0-0	0-1	0-1	1	0	0	2	0	4	24	2
Xavier	7-4	3-8	0-0	0-2	6-5	11	1	0	2	0	3	33	6
Brown	8-5	3-3	0-0	0-4	0-3	3	1	0	3	0	3	16	6

SINGLE GAME BESTS

POINTS

Season: 6 on three occasions
 Career: 6 on three occasions
 ACC: 2 at Georgia Tech (12/28/08)

REBOUNDS

Season: 11 vs. Xavier (1/3/09)
 Career: 11 vs. Xavier (1/3/09)
 ACC: 1 at Georgia Tech (12/28/08)

FG MADE

Season: 3 vs. Xavier (1/3/09), vs. Brown (1/6/09)
 Career: 3 vs. Xavier (1/3/09), vs. Brown (1/6/09)
 ACC: 1 at Georgia Tech (12/28/08)

FG ATTEMPTS

Season: 8 vs. Xavier (1/3/09)
 Career: 8 vs. Xavier (1/3/09)
 ACC: 5 at Georgia Tech (12/28/08)

3 PT FG MADE

Season: --
 Career: --
 ACC: --

3 PT FG ATTEMPTS

Season: --
 Career: --
 ACC: --

FT MADE

Season: 2 at Minn. (12/2/08), vs. Longwood (12/17/08)
 Career: 2 at Minn. (12/2/08), vs. Longwood (12/17/08)
 ACC: --

FT ATTEMPTS

Season: 4 vs. Brown (1/6/09)
 Career: 4 vs. Brown (1/6/09)
 ACC: 1 at Georgia Tech (12/28/08)

ASSISTS

Season: 2 vs. Auburn (12/20/08)
 Career: 2 vs. Auburn (12/20/08)
 ACC: --

TURNOVERS

Season: 2 vs. Hampton (12/23/08)
 Career: 2 vs. Hampton (12/23/08)
 ACC: --

BLOCKS

Season: 4 vs. Auburn (12/20/08)
 Career: 4 vs. Auburn (12/20/08)
 ACC: 2 at Georgia Tech (12/28/08)

STEALS


Season: --
 Career: --
 ACC: --

MINUTES

Season: 33 vs. Xavier (1/3/09)
 Career: 33 vs. Xavier (1/3/09)
 ACC: 24 at Georgia Tech (12/28/08)

CAREER STATISTICS

Year	G-GS	Min-Avg.	FG-FGA	Pct.	3FG-3FGA	Pct.	FT-FTA	Pct.	Off-Def.	Reb-Avg.	PF-DQ	Ast	TO	Blk	Stl	Pts-Avg
2008-09	8-5	151-18.9	11-27	.407	0-0	.000	5-14	.357	11-29	40-5.0	27-1	6	4	16	0	27-3.4
ACC	1-1	24-24.0	1-5	.200	0-0	.000	0-1	.000	0-1	1-1.0	4-0	0	0	2	0	2-2.0
CAREER	8-5	151-18.9	11-27	.407	0-0	.000	5-14	.357	11-29	40-5.0	27-1	6	4	16	0	27-3.4
ACC	1-1	24-24.0	1-5	.200	0-0	.000	0-1	.000	0-1	1-1.0	4-0	0	0	2	0	2-2.0



WILL SHERRILL

#22

Sophomore • Forward • 6-9 • 221 • New York, N.Y. • Phillips Academy Andover

2008-09 SEASON:

- Had an assist vs. Hampton
- Made season debut vs. Radford and had a career-high three rebounds
- Played five minutes in the exhibition vs. Shepherd

SINGLE GAME BESTS

POINTS

Season: --
 Career: 3 vs. Longwood (12/7/07)
 ACC: --

REBOUNDS

Season: 3 vs. Radford (11/21/08)
 Career: 3 vs. Radford (11/21/08)
 ACC: --

FG MADE

Season: --
 Career: 1 on three occasions
 ACC: --

FG ATTEMPTS

Season: 2 vs. Radford (11/21/08)
 Career: 2 vs. Radford (11/21/08)
 ACC: --

3 PT FG MADE

Season: --
 Career: 1 vs. Longwood (12/7/07)
 ACC: --

3 PT FG ATTEMPTS

Season: --
 Career: 1 vs. Longwood (12/7/07)
 ACC: --

FT MADE

Season: --
 Career: --
 ACC: --

FT ATTEMPTS

Season: --
 Career: --
 ACC: --

ASSISTS

Season: 1 vs. Hampton (12/23/08)
 Career: 1 vs. Elon (12/22/07), vs. Hampton (12/23/08)
 ACC: --

TURNOVERS

Season: 1 vs. Radford (11/21/08), vs. Hampton (12/23/08)
 Career: 1 vs. Radford (11/21/08), vs. Hampton (12/23/08)
 ACC: --

BLOCKS

Season: --
 Career: --
 ACC: --

STEALS

Season: --
 Career: 1 vs. Northwestern (11/27/07)
 ACC: --

MINUTES

Season: 5 vs. Radford (11/21/08)
 Career: 5 vs. Radford (11/21/08)
 ACC: 1 vs. Clemson (2/7/08)

2008-09 GAME-BY-GAME:

Opponent	GP-GS	FG-FGA	3FG-3FGA	FT-FTA	Off-Def	Total	A	TO	Blk	Stl	PF	Min	Pts
VMI	DNP												
USF	DNP												
Radford	1-0	0-2	0-0	0-0	2-1	3	0	1	0	0	1	5	0
Liberty	DNP												
at Syracuse	DNP												
at Minnesota	DNP												
Longwood	2-0	0-0	0-0	0-0	0-0	0	0	0	0	0	0	3	0
Auburn	DNP												
Hampton	3-0	0-0	0-0	0-0	0-0	0	1	1	0	0	0	3	0
at Georgia Tech	DNP												
Xavier	DNP												
Brown	4-0	0-0	0-0	0-0	0-0	0	0	0	0	0	0	2	0

CAREER STATISTICS

Year	G-GS	Min-Avg.	FG-FGA	Pct.	3FG-3FGA	Pct.	FT-FTA	Pct.	Off-Def.	Reb-Avg.	PF-DQ	Ast	TO	Blk	Stl	Pts-Avg
2007-08	7-0	12-1.7	3-3	1.000	1-1	1.000	0-0	.000	1-2	3-0.4	3-0	1	0	0	1	7-1.0
ACC	1-0	1-1.0	0-0	.000	0-0	.000	0-0	.000	0-0	0-0.0	0-0	0	0	0	0	0-0.0
2008-09	4-0	13-3.3	0-2	.000	0-0	.000	0-0	.000	2-1	3-0.8	1-0	1	2	0	0	0-0.0
ACC																
CAREER	11-0	25-2.3	3-5	.600	1-1	1.000	0-0	.000	3-3	6-0.5	4-0	2	2	0	1	7-0.6
ACC	1-0	1-1.0	0-0	.000	0-0	.000	0-0	.000	0-0	0-0.0	0-0	0	0	0	0	0-0.0



TUNJI SOROYE

#21

Senior • Center • 6-11 • 252 • Dugbe Ibadan, Nigeria • Montrose Christian School

2008-09 SEASON:

- One of Virginia's tri-captains this season
- Had two points and two blocks vs. Hampton
- Had eight points, five rebounds, two blocks and two steals vs. Radford
- Had three points, six rebounds and two blocks vs. USF
- Had two points and one rebound in the exhibition vs. Shepherd

SINGLE GAME BESTS

POINTS

Season: 8 vs. Radford (11/21/08)
 Career: 12 vs. Fordham (12/7/05)
 ACC: 6 on three occasions

REBOUNDS

Season: 6 vs. USF (11/19/08)
 Career: 11 vs. Maryland (2/6/07)
 ACC: 11 vs. Maryland (2/6/07)

FG MADE

Season: 3 vs. Radford (11/21/08)
 Career: 4 vs. Fordham (12/7/05), vs. Albany (3/16/07)
 ACC: 3 vs. Florida State (1/11/06)

FG ATTEMPTS

Season: 5 vs. Radford (11/21/08)
 Career: 8 vs. Albany (3/16/07)
 ACC: 5 vs. Florida State (1/11/06)

3 PT FG MADE

Season: --
 Career: --
 ACC: --

3 PT FG ATTEMPTS

Season: --
 Career: --
 ACC: --

FT MADE

Season: 2 vs. Radford (11/21/08)
 Career: 4 on three occasions
 ACC: 4 vs. Clemson (1/7/06)

FT ATTEMPTS

Season: 2 vs. USF (11/19/08), vs. Radford (11/21/08)
 Career: 6 vs. Fordham (12/7/05)
 ACC: 5 vs. Florida State (2/17/07)

ASSISTS

Season: 1 vs. Hampton (12/23/08)
 Career: 1 on 14 occasions
 ACC: 1 on eight occasions

TURNOVERS

Season: 1 vs. USF (11/19/08), vs. Xavier (1/3/09)
 Career: 4 at Virginia Tech (1/15/06)
 ACC: 4 at Virginia Tech (1/15/06)

BLOCKS

Season: 2 on three occasions
 Career: 5 vs. Duke (3/11/05)
 ACC: 5 vs. Duke (3/11/05)

STEALS

Season: 2 vs. Radford (11/21/08)
 Career: 2 on four occasions
 ACC: 2 vs. UNC (1/19/06), at FSU (2/18/06)

MINUTES


Season: 24 vs. Radford (11/21/08)
 Career: 33 vs. Clemson (1/7/06)
 ACC: 33 vs. Clemson (1/7/06)

2008-09 GAME-BY-GAME:

Opponent	GP-GS	FG-FGA	3FG-3FGA	FT-FTA	Off-Def	Total	A	TO	Blk	Stl	PF	Min	Pts
VMI	DNP												
USF	1-0	1-1	0-0	1-2	3-3	6	0	1	2	1	1	15	3
Radford	2-1	3-5	0-0	2-2	2-3	5	0	0	2	2	3	24	8
Liberty	DNP												
at Syracuse	3-1	0-1	0-0	0-0	0-1	1	0	0	0	0	3	10	0
at Minnesota	DNP												
Longwood	DNP												
Auburn	DNP												
Hampton	4-1	1-3	0-0	0-0	0-1	1	1	0	2	0	0	5	2
at Georgia Tech	5-1	0-0	0-0	0-0	0-0	0	0	0	0	0	0	1	0
Xavier	6-1	0-0	0-0	0-0	0-0	0	0	1	0	0	1	2	0
Brown	DNP												

CAREER STATISTICS

Year	G-GS	Min-Avg.	FG-FGA	Pct.	3FG-3FGA	Pct.	FT-FTA	Pct.	Off-Def.	Reb-Avg.	PF-DQ	Ast	TO	Blk	Stl	Pts-Avg
2004-05	21-2	120-5.7	4-10	.400	0-0	.000	4-7	.571	7-21	28-1.3	18-0	2	3	15	1	12-0.6
ACC	12-0	72-6.0	4-5	.800	0-0	.000	2-4	.500	4-12	16-1.3	14-0	2	2	8	1	10-0.8
2005-06	30-23	553-18.4	21-51	.412	0-0	.000	13-19	.684	36-70	106-3.5	88-7	4	38	37	10	55-1.8
ACC	16-16	290-18.1	9-26	.346	0-0	.000	6-9	.667	18-33	51-3.2	49-4	2	19	15	6	24-1.5
2006-07	28-11	391-14.0	18-35	.514	0-0	.000	24-39	.615	35-54	89-3.2	46-0	7	20	26	7	60-2.1
ACC	16-6	252-15.8	12-19	.632	0-0	.000	10-23	.435	27-30	57-3.6	29-0	4	10	14	2	34-2.1
2007-08	2-0	8-4.0	0-1	.000	0-0	.000	1-2	.500	2-1	3-1.5	2-0	0	2	0	0	1-0.5
ACC	0-0															
2008-09	6-1	57-9.5	5-10	.500	0-0	.000	3-4	.750	5-8	13-2.2	8-0	1	2	6	3	13-2.2
ACC	1-0	1-1.0	0-0	.000	0-0	.000	0-0	.000	0-0	0-0.0	0-0	0	0	0	0	0-0.0
CAREER	87-37	1129-13.0	48-107	.449	0-0	.000	45-71	.634	85-154	239-2.7	162-7	14	65	84	21	141-1.6
ACC	45-22	615-13.7	25-50	.500	0-0	.000	18-36	.500	49-75	124-2.8	92-4	8	31	37	9	68-1.5



SOLOMON TAT

#45

Junior • Guard/Forward • 6-5 • 223 • Jos Plateau, Nigeria • Community Christian School

2008-09 SEASON:

- Had two points, one rebound, one assist and one steal vs. Brown
- Had two points and two rebounds vs. Xavier
- Made season debut vs. Radford
- Had three rebounds in the exhibition vs. Shepherd

SINGLE GAME BESTS

POINTS

Season: 2 vs. Xavier (1/3/09), vs. Brown (1/6/09)
 Career: 12 at Xavier (1/3/08)
 ACC: 8 at Virginia Tech (2/10/07)

REBOUNDS

Season: 2 vs. Xavier (1/3/09)
 Career: 6 at Virginia Tech (2/10/07)
 ACC: 6 at Virginia Tech (2/10/07)

FG MADE

Season: 1 vs. Brown (1/6/09)
 Career: 3 at Virginia Tech (2/10/07), at Xavier (1/3/08)
 ACC: 3 at Virginia Tech (2/10/07)

FG ATTEMPTS

Season: 1 vs. Brown (1/6/09)
 Career: 9 at Virginia Tech (2/10/07)
 ACC: 9 at Virginia Tech (2/10/07)

3 PT FG MADE

Season: --
 Career: --
 ACC: --

3 PT FG ATTEMPTS

Season: --
 Career: 1 on five occasions
 ACC: 1 on three occasions

FT MADE

Season: 2 vs. Xavier (1/3/09)
 Career: 6 at Xavier (1/3/08)
 ACC: 2 on four occasions

FT ATTEMPTS

Season: 2 vs. Xavier (1/3/09)
 Career: 9 at Xavier (1/3/08)
 ACC: 2 on five occasions

ASSISTS

Season: 1 vs. Xavier (1/3/09), vs. Brown (1/6/09)
 Career: 5 vs. Gonzaga (1/3/07)
 ACC: 2 at Clemson (1/28/07), at Wake (3/3/07)

TURNOVERS

Season: --
 Career: 2 on four occasions
 ACC: 2 vs. Maryland (1/16/07), at Duke (1/13/08)

BLOCKS

Season: --
 Career: 1 vs. Longwood (2/13/07)
 ACC: --

STEALS

Season: 1 vs. Brown (1/6/09)
 Career: 2 vs. Stanford (1/7/07), vs. Md. (1/16/07)
 ACC: 2 vs. Maryland (1/16/07)

MINUTES


Season: 9 vs. Xavier (1/3/09)
 Career: 23 at Virginia Tech (2/10/07)
 ACC: 23 at Virginia Tech (2/10/07)

2008-09 GAME-BY-GAME:

Opponent	GP-GS	FG-FGA	3FG-3FGA	FT-FTA	Off-Def	Total	A	TO	Blk	Stl	PF	Min	Pts
VMI	DNP												
USF	DNP												
Radford	1-0	0-0	0-0	0-0	0-0	0	0	0	0	0	0	1	0
Liberty	2-0	0-0	0-0	0-0	0-0	0	0	0	0	0	0	0+	0
at Syracuse	DNP												
at Minnesota	DNP												
Longwood	DNP												
Auburn	DNP												
Hampton	DNP												
at Georgia Tech	DNP												
Xavier	3-0	0-0	0-0	2-2	0-2	2	1	0	0	0	2	9	2
Brown	4-0	1-1	0-0	0-0	0-1	1	1	0	0	1	0	6	2

CAREER STATISTICS

Year	G-GS	Min-Avg.	FG-FGA	Pct.	3FG-3FGA	Pct.	FT-FTA	Pct.	Off-Def.	Reb-Avg.	PF-DQ	Ast	TO	Blk	Stl	Pts-Avg
2006-07	20-0	165-8.3	14-40	.350	0-3	.000	12-19	.632	7-25	32-1.6	24-0	13	8	1	8	40-2.0
ACC	13-0	107-8.2	8-25	.320	0-1	.000	5-5	1.000	5-16	21-1.6	17-0	6	4	0	5	21-1.6
2007-08	15-0	100-6.7	11-24	.458	0-2	.000	13-17	.765	4-16	20-1.3	6-0	5	6	0	3	35-2.3
ACC	9-0	68-7.6	7-15	.467	0-2	.000	5-6	.833	1-12	13-1.4	4-0	3	4	0	3	19-2.1
2008-09	4-0	16-4.0	1-1	1.000	0-0	.000	2-2	1.000	0-3	3-0.8	2-0	2	0	0	1	4-1.0
ACC																
CAREER	39-0	281-7.2	26-65	.400	0-5	.000	27-38	.711	11-44	55-1.4	32-0	20	14	1	12	79-2.0
ACC	22-0	175-8.0	15-40	.375	0-3	.000	10-11	.909	6-28	34-1.5	21-0	9	8	0	8	40-1.8



JAMIL TUCKER

#12

Junior • Forward • 6-9 • 241 • Gary, Ind. • West Side H.S.

2008-09 SEASON:

- Had eight points and five rebounds vs. Brown
- Tied a career-high with 15 points (6-7 FG, 3-3 3FG) at Georgia Tech, including the 3-pointer that tied the game with 14.7 seconds remaining in regulation to force overtime
- Had 10 points and six rebounds vs. Hampton
- Made first start of the season vs. Longwood and had his first career double-double (11 points, career-high 10 rebounds) and a career-high three assists
- Had a team-high 12 points on a career-high four 3-pointers at Minnesota
- Had four points and a team-high six rebounds vs. Radford
- Had a career-high 15 points and a team-high seven rebounds vs. USF
- Scored 14 points vs. VMI
- Had seven points in the exhibition vs. Shepherd

SINGLE GAME BESTS

POINTS

Season: 15 vs. USF (11/19/08), at Ga. Tech (12/28/08)
 Career: 15 vs. USF (11/19/08), at Ga. Tech (12/28/08)
 ACC: 15 at Georgia Tech (12/28/08)

REBOUNDS

Season: 10 vs. Longwood (12/17/08)
 Career: 10 vs. Longwood (12/17/08)
 ACC: 9 at BC (1/13/07), at WF (2/9/08)

FG MADE

Season: 6 vs. VMI (11/16/08), at Ga. Tech (12/28/08)
 Career: 6 vs. VMI (11/16/08), at Ga. Tech (12/28/08)
 ACC: 6 at Georgia Tech (12/28/08)

FG ATTEMPTS

Season: 12 vs. Longwood (12/17/08)
 Career: 12 vs. Longwood (12/17/08)
 ACC: 10 at Wake Forest (2/9/08)

3 PT FG MADE

Season: 4 at Minnesota (12/2/08)
 Career: 4 at Minnesota (12/2/08)
 ACC: 3 on five occasions

3 PT FG ATTEMPTS

Season: 8 at Minnesota (12/2/08)
 Career: 8 vs. ODU (3/24/08), at Minn. (12/2/08)
 ACC: 7 at Wake Forest (2/9/08)

FT MADE

Season: 5 vs. USF (11/19/08)
 Career: 5 vs. Hampton (12/19/07), vs. USF (11/19/08)
 ACC: 3 vs. Md (1/16/07), at Miami (3/1/08)

FT ATTEMPTS

Season: 8 vs. USF (11/19/08)
 Career: 8 vs. USF (11/19/08)
 ACC: 4 on three occasions

ASSISTS

Season: 3 vs. Longwood (12/17/08)
 Career: 3 vs. Longwood (12/17/08)
 ACC: 2 on four occasions

TURNOVERS

Season: 2 on three occasions
 Career: 3 vs. Wake Forest (1/21/07)
 ACC: 3 vs. Wake Forest (1/21/07)

BLOCKS

Season: 1 on six occasions
 Career: 2 on five occasions
 ACC: 2 vs. VT (1/16/08), vs. GT (3/13/08)

STEALS

Season: 2 at Minn. (12/2/08), vs. Brown (1/6/09)
 Career: 2 on three occasions
 ACC: 1 on five occasions

MINUTES

Season: 27 vs. USF (11/19/08)
 Career: 30 at Wake Forest (2/9/08)
 ACC: 30 at Wake Forest (2/9/08)

2008-09 GAME-BY-GAME:

Opponent	GP-GS	FG-FGA	3FG-3FGA	FT-FTA	Off-Def	Total	A	TO	Blk	Stl	PF	Min	Pts
VMI	1-0	6-8	0-1	2-4	0-3	3	0	2	1	0	2	17	14
USF	2-0	4-8	2-3	5-8	0-7	7	1	0	1	1	0	27	15
Radford	3-0	2-6	0-0	0-0	3-3	6	0	2	0	1	4	16	4
Liberty	4-0	0-0	0-0	0-0	1-0	1	0	1	0	0	0	6	0
at Syracuse	5-0	0-2	0-0	0-0	1-1	2	0	0	0	0	0	2	0
at Minnesota	6-0	4-8	4-8	0-0	1-3	4	0	1	0	2	3	22	12
Longwood	7-1	4-12	1-3	2-3	2-8	10	3	0	1	0	2	24	11
Auburn	8-2	0-2	0-1	0-0	0-1	1	0	0	1	0	2	9	0
Hampton	9-3	3-7	1-5	3-5	2-4	6	0	1	1	0	2	22	10
at Georgia Tech	10-3	6-7	3-3	0-0	0-6	6	2	2	0	0	4	24	15
Xavier	11-3	0-1	0-1	0-0	0-0	0	0	1	0	0	2	10	0
Brown	12-3	3-5	1-3	1-2	2-3	5	2	1	1	2	2	23	8

CAREER STATISTICS

Year	G-GS	Min-Avg.	FG-FGA	Pct.	3FG-3FGA	Pct.	FT-FTA	Pct.	Off-Def.	Reb-Avg.	PF-DQ	Ast	TO	Blk	Stl	Pts-Avg
2006-07	29-0	291-10.0	32-73	.438	21-43	.488	15-27	.556	16-44	60-2.1	39-0	3	19	6	3	100-3.4
ACC	13-0	113-8.7	15-32	.469	11-19	.579	8-13	.615	7-20	27-2.1	20-0	0	9	0	1	49-3.8
2007-08	31-3	483-15.6	57-133	.429	31-84	.369	17-24	.708	19-84	103-3.3	62-0	17	21	12	7	162-5.2
ACC	16-2	256-16.0	32-75	.427	18-45	.400	9-14	.643	14-44	58-3.6	26-0	11	11	3	4	91-5.7
2008-09	12-3	202-16.8	32-66	.485	12-28	.429	13-22	.591	12-39	51-4.3	23-0	8	11	6	6	89-7.4
ACC	1-0	24-24.0	6-7	.857	3-3	1.000	0-0	.000	0-6	6-6.0	4-0	2	2	0	0	15-15.0
CAREER	72-6	976-13.6	121-272	.445	64-155	.413	45-73	.616	47-167	214-3.0	124-0	28	51	24	16	351-4.9
ACC	30-2	393-13.1	53-114	.465	32-67	.478	17-27	.630	21-70	91-3.0	50-0	13	22	3	5	155-5.2



SAMMY ZEGLINSKI

#13

Freshman • Guard • 6-0 • 179 • Philadelphia, Pa. • The William Penn Charter School

2008-09 SEASON:

- Has started the last nine games
- Leads the team in 3-point field goals made (24) and assists (46)
- Scored 14 points vs. Brown
- Had eight points and tied a career high with six assists vs. Xavier
- Had nine points, a career-high six rebounds, and tied a career high with six assists at Ga. Tech
- Had 11 points, four assists and a career-high four steals vs. Hampton
- Had nine points and five assists (all in the second half) vs. Auburn
- Had 14 points, four rebounds and four assists vs. Longwood
- Had 10 points at Minnesota
- Had 14 points and four rebounds at Syracuse
- Scored a career-high 24 points (8-13 FG, 6-10 3FG) vs. Liberty in 1st career start
- Scored all 24 of his points vs. Liberty in the second half
- Had 11 points and five rebounds vs. Radford
- Had nine points, five rebounds and four assists vs. USF
- Had 11 points, six assists and four rebounds vs. VMI
- Had six assists and five rebounds in the exhibition vs. Shepherd

2008-09 GAME-BY-GAME:

Opponent	GP-GS	FG-FGA	3FG-3FGA	FT-FTA	Off-Def	Total	A	TO	Blk	Stl	PF	Min	Pts
VMI	1-0	4-9	1-2	2-5	0-4	4	6	3	1	2	4	31	11
USF	2-0	2-7	1-3	4-4	1-4	5	4	1	0	1	4	22	9
Radford	3-0	4-8	0-1	3-3	0-5	5	1	2	0	1	3	26	11
Liberty	4-1	8-13	6-10	2-3	0-2	2	4	5	0	2	0	31	24
at Syracuse	5-2	6-12	2-5	0-0	0-4	4	2	5	0	2	5	29	14
at Minnesota	6-3	4-8	2-5	0-0	1-0	1	2	5	0	0	3	27	10
Longwood	7-4	5-8	3-5	1-2	0-4	4	4	3	0	1	3	24	14
Auburn	8-5	4-14	1-8	0-0	0-1	1	5	1	0	1	3	26	9
Hampton	9-6	3-8	3-4	2-2	1-2	3	4	3	1	4	0	30	11
at Georgia Tech	10-7	3-10	3-9	0-0	1-5	6	6	3	0	1	3	39	9
Xavier	11-8	3-12	2-5	0-0	0-2	2	6	2	0	2	5	27	8
Brown	12-9	7-12	0-1	0-0	0-2	2	2	2	0	2	3	29	14

SINGLE GAME BESTS

POINTS

Season: 24 vs. Liberty (11/25/08)
 Career: 24 vs. Liberty (11/25/08)
 ACC: 9 at Georgia Tech (12/28/08)

REBOUNDS

Season: 6 at Georgia Tech (12/28/08)
 Career: 6 at Georgia Tech (12/28/08)
 ACC: 6 at Georgia Tech (12/28/08)

FG MADE

Season: 8 vs. Liberty (11/25/08)
 Career: 8 vs. Liberty (11/25/08)
 ACC: 3 at Georgia Tech (12/28/08)

FG ATTEMPTS

Season: 14 vs. Auburn (12/20/08)
 Career: 14 vs. Auburn (12/20/08)
 ACC: 10 at Georgia Tech (12/28/08)

3 PT FG MADE

Season: 6 vs. Liberty (11/25/08)
 Career: 6 vs. Liberty (11/25/08)
 ACC: 3 at Georgia Tech (12/28/08)

3 PT FG ATTEMPTS

Season: 10 vs. Liberty (11/25/08)
 Career: 10 vs. Liberty (11/25/08)
 ACC: 9 at Georgia Tech (12/28/08)

FT MADE

Season: 4 vs. USF (11/19/08)
 Career: 4 vs. USF (11/19/08)
 ACC: --

FT ATTEMPTS

Season: 5 vs. VMI (11/16/08)
 Career: 5 vs. VMI (11/16/08)
 ACC: --

ASSISTS

Season: 6 on three occasions
 Career: 6 on three occasions
 ACC: 6 at Georgia Tech (12/28/08)

TURNOVERS

Season: 5 on three occasions
 Career: 5 on three occasions
 ACC: 3 at Georgia Tech (12/28/08)

BLOCKS

Season: 1 vs. VMI (11/16/08), vs. Hampton (12/23/08)
 Career: 1 on three occasions
 ACC: --

STEALS

Season: 4 vs. Hampton (12/23/08)
 Career: 4 vs. Hampton (12/23/08)
 ACC: 1 at Georgia Tech (12/28/08)

MINUTES

Season: 39 at Georgia Tech (12/28/08)
 Career: 39 at Georgia Tech (12/28/08)
 ACC: 39 at Georgia Tech (12/28/08)

CAREER STATISTICS

Year	G-GS	Min-Avg.	FG-FGA	Pct.	3FG-3FGA	Pct.	FT-FTA	Pct.	Off-Def.	Reb-Avg.	PF-DQ	Ast	TO	Blk	Stl	Pts-Avg
2007-08	8-0	62-7.8	3-12	.250	1-7	.143	0-2	.000	3-6	9-1.1	8-0	15	9	1	3	7-0.9
ACC	0-0															
2008-09	12-9	341-28.4	53-121	.438	24-58	.414	14-19	.737	4-35	39-3.3	36-2	46	35	2	19	144-12.0
ACC	1-1	39-39.0	3-10	.300	3-9	.333	0-0	.000	1-5	6-6.0	3-0	6	3	0	1	9-9.0
CAREER	20-9	403-20.2	56-133	.421	25-65	.385	14-21	.667	7-41	48-2.4	44-2	61	44	3	22	151-7.6
ACC	1-1	39-39.0	3-10	.300	3-9	.333	0-0	.000	1-5	6-6.0	3-0	6	3	0	1	9-9.0



2008-09 VIRGINIA BASKETBALL

VIRGINIA TEAM AND INDIVIDUAL HIGHS FOR THE 2008-09 SEASON:

TEAM			INDIVIDUAL		
Points:	107	vs. VMI (107-97)	Points:	28	Syven Landesberg vs. VMI
FG Att:	79	vs. VMI (43-79)	FG Att:	18	Syven Landesberg at Georgia Tech
FG Made:	43	vs. VMI (43-79)	FG Made:	10	Syven Landesberg vs. VMI
FG %:	54.4	vs. VMI (43-79)	FG % ⁽¹⁾ :	85.7	Jamil Tucker (6-7) at Georgia Tech
3-FG Att:	32	vs. Liberty (13-32)	3-FG Att:	10	Sammy Zeglinski (6-10) vs. Liberty
3-FG Made:	13	vs. Liberty (13-32)	3-FG Made:	6	Sammy Zeglinski (6-10) vs. Liberty
3-FG %:	40.6	vs. Liberty (13-32)	3-FG % ⁽²⁾ :	100.0	Jamil Tucker (3-3) at Georgia Tech
FT Att:	28	vs. VMI (18-28)	FT Att:	14	Syven Landesberg (10-14) vs. Auburn
		vs. USF (18-28)			
FT Made:	19	vs. Radford (19-24)	FT Made:	10	Syven Landesberg (10-14) vs. Auburn
					Syven Landesberg (10-11) vs. Xavier
FT %:	85.0	vs. Hampton (17-20)	FT % ⁽¹⁾ :	100.0	Syven Landesberg (8-8) vs. Longwood
Rebounds:	50	vs. VMI	Rebounds:	18	Mike Scott vs. VMI
Assists:	24	vs. VMI	Assists:	8	Syven Landesberg vs. VMI
Turnovers:	20	vs. VMI	Turnovers:	6	Syven Landesberg vs. Longwood
Blocks:	10	vs. Hampton	Blocks:	4	Assane Sene vs. Auburn
Steals:	12	vs. VMI	Steals:	4	Calvin Baker vs. VMI, at Syracuse
Fouls:	28	at Georgia Tech			Sammy Zeglinski vs. Hampton

OPPONENT TEAM AND INDIVIDUAL HIGHS FOR THE 2008-09 SEASON:

TEAM			INDIVIDUAL		
Points:	97	VMI (107-97)	Points:	31	Chavis Holmes, VMI
FG Att:	79	VMI (37-79)	FG Att:	23	Dominique Jones (10-23), USF
FG Made:	37	VMI (37-79)	FG Made:	11	Chavis Holmes (11-20), VMI
FG %:	56.6	Liberty (30-53)	FG % ⁽¹⁾ :	83.3	Colton Iverson (5-6), at Minnesota
3-FG Att:	31	VMI (9-31)	3-FG Att:	10	Tay Waller (2-10), Auburn
					Lewis Clinch (3-10), at Georgia Tech
3-FG Made:	13	Liberty (13-26)	3-FG Made:	6	Kyle Ohman (6-8), Liberty
3-FG %:	50.0	Liberty (13-26)	3-FG % ⁽²⁾ :	75.0	Kyle Ohman (6-8), Liberty
FT Att:	38	at Syracuse (27-38)	FT Att:	14	Gani Lawal (9-14), at Georgia Tech
FT Made:	27	at Syracuse (27-38)	FT Made:	9	Gani Lawal (9-14), at Georgia Tech
FT %:	93.3	VMI (14-15)	FT % ⁽¹⁾ :	100.0	Adrian Williams (5-5), Brown
Rebounds:	50	at Georgia Tech	Rebounds:	13	Korvotney Barber, Auburn
Assists:	21	Liberty	Assists:	8	Jesse Sanders, Liberty
Turnovers:	19	VMI	Turnovers:	7	Iman Shumpert, at Georgia Tech
Blocks:	10	Radford	Blocks:	6	Eric Hall, Radford
Steals:	15	VMI	Steals:	5	Al Nolen, at Minnesota
Fouls:	28	VMI			

VIRGINIA AND OPPONENT TEAM LOWS FOR THE 2008-09 SEASON:

TEAM			TEAM		
Points:	56	at Minnesota (56-66)	Points:	48	Hampton (74-48)
		vs. Auburn (56-58)			
FG Att:	49	vs. Auburn (18-49)	FG Att:	45	at Syracuse (21-45)
FG Made:	16	at Minnesota (16-51)	FG Made:	18	Brown (18-51)
FG %:	31.4	at Minnesota (16-51)	FG %:	28.8	Hampton (19-66)
3-FG Att:	9	vs. Radford (1-9)	3-FG Att:	12	Radford (4-12)
3-FG Made:	1	vs. Radford (1-9)	3-FG Made:	4	Radford (4-12)
					at Syracuse (4-13)
3-FG %:	11.1	vs. Radford (1-9)	3-FG %:	22.2	Auburn (6-27)
FT Att:	17	at Syracuse (12-17)	FT Att:	9	Brown (7-9)
FT Made:	12	at Syracuse (12-17)	FT Made:	5	Hampton (5-12)
FT %:	61.9	vs. Brown (13-21)	FT %:	41.7	Hampton (5-12)
Rebounds:	30	vs. Auburn	Rebounds:	23	Liberty, Longwood
Assists:	4	vs. Radford	Assists:	7	Radford
Turnovers:	7	vs. Brown	Turnovers:	10	Xavier
Blocks:	1	vs. Liberty	Blocks:	0	Liberty
Steals:	2	vs. Longwood, at Ga. Tech	Steals:	2	USF
Fouls:	12	vs. Hampton	Fouls:	14	Brown

(1) - Min. 5 made; (2) Min. 3 made



2008-09 VIRGINIA BASKETBALL

THE CAVALIERS' RECORD IN 2008-09 WHEN UVa:

leads at halftime.....	5-1
trails at halftime.....	1-4
tied at halftime.....	1-0
goes into overtime.....	1-0
leads by 10 or more points.....	5-1
trails by 10 or more points.....	0-3
shoots 50% or better.....	2-0
shoots less than 50%.....	5-5
shoots less than 45%.....	4-4
shoots less than 40%.....	1-3
opponent shoots 50% or better.....	0-1
opponent shoots less than 50%.....	7-4
opponent shoots less than 45%.....	5-3
opponent shoots less than 40%.....	4-1
has higher FG% than opponent.....	5-1
has lower FG% than opponent.....	2-4
has same FG% as opponent.....	0-0
outrebounds its opponent.....	5-3
is outrebounded by opponent.....	1-2
has same rebounds as opponent.....	1-0
has more offensive rebounds than opponent.....	5-3
has fewer offensive rebounds than opponent.....	2-2
has same offensive rebounds as opponent.....	0-0
has fewer turnovers than opponent.....	4-1
has more turnovers than opponent.....	3-3
has same turnovers as opponent.....	0-1
has fewer than 10 turnovers.....	1-0
opponent has fewer than 10 turnovers.....	0-0
shoots more FTs than opponent.....	5-2
shoots fewer FTs than opponent.....	2-3
shoots the same FTs as opponent.....	0-0
has game decided by 10 points or less.....	4-4
has game decided by 5 points or less.....	3-3
scores <60 points.....	0-2
scores 60-69 points.....	1-0
scores 70-79 points.....	3-2
scores 80-89 points.....	1-1
scores 90+ points.....	2-0
allows <60 points.....	2-1
allows 60-69 points.....	2-1
allows 70-79 points.....	1-1
allows 80-89 points.....	1-2
allows 90+ points.....	1-0
wins the tip.....	7-1
loses the tip.....	0-4

VIRGINIA IN ITS 7 WINS:

UVa's FG percentage.....	45.2 (212-469)
UVa's FT percentage.....	71.9 (120-167)
UVa's 3FG percentage.....	28.6 (34-119)
UVa's offensive rebounds /game.....	15.7 (110)
UVa's rebounds/game.....	44.4 (311)
UVa's rebound margin/game.....	+8.3 (44.4-36.1)
UVa's assists/game.....	13.4 (94)
UVa's turnovers/game.....	13.4 (94)
UVa's points/game.....	82.6 (578)
Opponent's FG percentage.....	40.4 (186-460)
Opponent's points./game.....	68.7 (481)
Opponent's turnovers/game.....	14.9 (104)
Opponent's FT attempts/game.....	16.7 (117)

VIRGINIA IN ITS 5 LOSSES:

UVa's FG percentage.....	39.2 (112-286)
UVa's FT percentage.....	77.0 (77-100)
UVa's 3FG percentage.....	33.3 (33-99)
UVa's offensive rebounds /game.....	10.4 (52)
UVa's rebounds/game.....	36.0 (180)
UVa's rebound margin/game.....	+0.8 (36.0-35.2)
UVa's assists/game.....	13.6 (68)
UVa's turnovers/game.....	13.8 (69)
UVa's points/game.....	66.8 (334)
Opponent's FG percentage.....	44.3 (124-280)
Opponent's points./game.....	73.4 (367)
Opponent's turnovers/game.....	12.0 (60)
Opponent's FT attempts/game.....	23.8 (119)



2008-09 VIRGINIA BASKETBALL

VIRGINIA'S LEADING PERFORMERS IN 2008-09 ...

OPPONENT	SCORE	POINTS	REBOUNDS	ASSISTS
VMI	107-97	Landesberg (28)	Scott (18)	Landesberg (8)
USF	77-75	Landesberg (21)	Tucker (7)	Zeglinski (4)
Radford	68-66	Landesberg (22)	Tucker (6)	Four players (1)
Liberty	82-86	Zeglinski (24)	Scott (17)	Baker (5)
at Syracuse	70-73	Landesberg (16)	Scott (10)	Scott (4)
at Minnesota	56-66	Tucker (12)	Landesberg (6), Scott (6)	Five Players (2)
Longwood	90-61	Landesberg (20)	Tucker (10)	Zeglinski (4)
Auburn	56-58	Landesberg (22)	Sene (9)	Zeglinski (5)
Hampton	74-48	Scott (17)	Scott (15)	Zeglinski (4)
at Georgia Tech	88-84 (ot)	Landesberg (26)	Scott (10)	Zeglinski (6)
Xavier	70-84	Landesberg (25)	Sene (11)	Zeglinski (6)
Brown	74-50	Scott (15)	Scott (10)	Baker (3)

ADDITIONAL TEAM INFORMATION ...

Led in scoring:	Landesberg (8), Scott (2), Tucker (1), Zeglinski (1)
Led in rebounding:	Scott (7), Tucker (3), Sene (2), Landesberg (1)
Led in assists:	Zeglinski (8), Baker (4), Scott (3), Landesberg (2), Diane (1), Farrakhan (1)
20-point or more games (9):	Landesberg (7), Scott (1), Zeglinski (1)
Double figure scoring (41):	Landesberg (10), Zeglinski (8), Scott (7), Tucker (6), Baker (4), Diane (2), Farrakhan (2), Jones (1), Meynsse (1)
Double figure rebounds (8):	Scott (6), Sene (1), Tucker (1)
Double-doubles (6):	Scott (5), Tucker (1)
Largest halftime lead:	15 vs. Longwood, Dec. 17 (42-27)
Largest halftime deficit:	16 vs. Xavier, Jan. 3 (26-42)
Largest halftime deficit overcome in a victory:	2 vs. Radford, Nov. 21 (27-29)
Largest halftime lead surrendered in a loss:	11 at Syracuse, Nov. 28 (40-29)
Largest deficit overcome in a victory:	8 vs. USF, Nov. 19 (USF led 10-2 @ 14:59 1st half)
Largest lead surrendered in a loss:	13 at Syracuse, Nov. 28 (UVA led 40-27 @ 0:30 1st half)
Largest deficit at any time:	28 vs. Xavier, Jan. 3 (XU led 60-32 @ 13:00 2nd half)
Largest lead at any time:	29 vs. Longwood, Dec. 17 (UVA led 90-61 @ 0:31 2nd half)
Most consecutive points scored:	16 vs. Longwood
Most consecutive points allowed:	19 by Xavier

The Automated ScoreBook
Virginia Season Schedule/Results & Leaders (as of Jan 06, 2009)
All games

RECORD:	OVERALL	HOME	AWAY	NEUTRAL
ALL GAMES	7-5	6-3	1-2	0-0
CONFERENCE	1-0	0-0	1-0	0-0
NON-CONFERENCE	6-5	6-3	0-2	0-0

Date	Opponent	Score	Att.	High Points	High Rebounds
11/16/08	VMI	W 107-97	9955	(28)Sylven Landesberg	(18)Mike Scott
11/19/08	USF	W 77-75	8810	(21)Sylven Landesberg	(7)Jamil Tucker
11/21/08	RADFORD	W 68-66	10311	(22)Sylven Landesberg	(6)Jamil Tucker
11/25/08	LIBERTY	82-86 L	9263	(24)Sammy Zeglinski	(17)Mike Scott
11/28/08	at Syracuse	70-73 L	22096	(16)Sylven Landesberg	(10)Mike Scott
12/02/08	at Minnesota	56-66 L	12424	(12)Jamil Tucker	(6)Sylven Landesberg (6)Mike Scott
12/17/08	LONGWOOD	W 90-61	8543	(20)Sylven Landesberg	(10)Jamil Tucker
12/20/08	AUBURN	56-58 L	11070	(22)Sylven Landesberg	(9)Assane Sene
12/23/08	HAMPTON	W 74-48	9158	(17)Mike Scott	(15)Mike Scott
12/28/08	*at Georgia Tech	WOT 88-84	7230	(26)Sylven Landesberg	(10)Mike Scott
01/03/09	XAVIER	70-84 L	10174	(25)Sylven Landesberg	(11)Assane Sene
01/06/09	BROWN	W 74-50	8357	(15)Mike Scott	(10)Mike Scott

* - Conference game

Attendance Summary	Games	Attend	Avg/Game
Home	9	85641	9516
Away	3	41750	13917
Neutral	0	0	0
Total	12	127391	10616

The Automated ScoreBook
Virginia Game-by-Game Points-Rebounds-Assists (as of Jan 06, 2009)
All games

Opponent	Date	Score		02	04	05	12	13	15	21
				FARRAKHAN, BAKER,CALV	SENE,ASSAN	TUCKER,JAM	ZEGLINSKI,	LANDESBERG	SOROYE,TUN	
VMI	11/16/08	107-97	w	2-0-0	4-5-7	DNP	14-3-0	11-4-6	28-8-8	DNP
USF	11/19/08	77-75	w	0-0-0	3-1-2	DNP	15-7-1	9-5-4	21-4-0	3-6-0
RADFORD	11/21/08	68-66	w	0-1-0	9-0-1	DNP	4-6-0	11-5-1	22-4-0	8-5-0
LIBERTY	11/25/08	82-86	L	5-0-1	15-3-5	DNP	0-1-0	24-2-4	17-9-2	DNP
at Syracuse	11/28/08	70-73	L	2-0-0	14-3-3	1-1-1	0-2-0	14-4-2	16-3-3	0-1-0
at Minnesota	12/02/08	56-66	L	4-2-2	9-2-2	2-4-0	12-4-0	10-1-2	10-6-2	DNP
LONGWOOD	12/17/08	90-61	w	5-0-0	14-6-3	6-5-1	11-10-3	14-4-4	20-9-1	DNP
AUBURN	12/20/08	56-58	L	DNP	9-4-4	2-9-2	0-1-0	9-1-5	22-6-1	DNP
HAMPTON	12/23/08	74-48	w	10-1-2	5-3-3	2-6-0	10-6-0	11-3-4	9-3-3	2-1-1
at Georgia Tech	12/28/08	88-84	wo	12-1-1	13-5-0	2-1-0	15-6-2	9-6-6	26-6-5	0-0-0
XAVIER	01/03/09	70-84	L	5-1-0	0-1-0	6-11-1	0-0-0	8-2-6	25-7-4	0-0-0
BROWN	01/06/09	74-50	w	9-1-1	0-2-3	6-3-1	8-5-2	14-2-2	4-5-0	DNP

Opponent	Date	Score		22	23	24	25	32	45	55
				SHERRILL,W	JONES,JEFF	DIANE,MAMA	BRANDENBU	SCOTT,MIKE	TAT,SOLOMO	MEYINSSE,J
VMI	11/16/08	107-97	w	DNP	8-3-2	14-7-1	DNP	26-18-0	DNP	DNP
USF	11/19/08	77-75	w	DNP	3-0-1	13-3-1	DNP	10-6-1	DNP	0-0-0
RADFORD	11/21/08	68-66	w	0-3-0	6-2-0	3-5-1	0-1-0	5-5-1	0-0-0	0-0-0
LIBERTY	11/25/08	82-86	L	DNP	10-1-3	0-2-2	DNP	9-17-1	0-0-0	2-1-0
at Syracuse	11/28/08	70-73	L	DNP	3-2-1	0-2-0	DNP	10-10-4	DNP	10-8-0
at Minnesota	12/02/08	56-66	L	DNP	DNP	4-1-1	DNP	0-6-2	DNP	5-5-0
LONGWOOD	12/17/08	90-61	w	0-0-0	7-3-0	3-1-0	2-1-0	8-6-0	DNP	0-1-0
AUBURN	12/20/08	56-58	L	DNP	5-1-1	0-0-0	DNP	9-3-0	DNP	0-1-0
HAMPTON	12/23/08	74-48	w	0-0-1	2-1-1	4-3-0	2-2-0	17-15-1	DNP	0-0-0
at Georgia Tech	12/28/08	88-84	wo	DNP	0-0-0	0-1-1	DNP	11-10-1	DNP	0-2-0
XAVIER	01/03/09	70-84	L	DNP	1-0-0	7-2-0	DNP	16-5-0	2-2-1	0-0-0
BROWN	01/06/09	74-50	w	0-0-0	3-3-0	7-1-1	2-1-0	15-10-0	2-1-1	4-3-1

The Automated ScoreBook
Virginia Team Game-by-Game Comparison (as of Jan 06, 2009)
All games

Opponent	1st	2nd	Score	Mar	Total FG	FG Pct	3-Pointers	3FG Pct	Free Throws	FT Pct	Rebounds	Assist	T/Over	Block	Steal	Fouls
VMI	51/45	56/52	107-97	+10	43-79/37-79	.544/.468	3-16/9-31	.188/.290	18-28/14-15	.643/.933	50/35 +15	24/17	20/19	4/3	12/15	14/28
USF	34/34	43/41	77-75	+2	27-67/32-65	.403/.492	5-19/5-15	.263/.333	18-28/6-12	.643/.500	39/39 -	10/13	10/14	3/4	8/2	15/19
RADFORD	27/29	41/37	68-66	+2	24-65/24-62	.369/.387	1-9/4-12	.111/.333	19-24/14-25	.792/.560	43/40 +3	4/7	14/15	3/10	6/3	24/25
LIBERTY	32/35	50/51	82-86	(4)	27-58/30-53	.466/.566	13-32/13-26	.406/.500	15-19/13-20	.789/.650	37/23 +14	18/21	14/11	1/0	5/5	18/17
Syracuse	40/29	30/44	70-73	(3)	27-64/21-45	.422/.467	4-14/4-13	.286/.308	12-17/27-38	.706/.711	38/33 +5	14/15	12/15	2/9	10/6	27/15
Minnesota	29/32	27/34	56-66	(10)	16-51/22-53	.314/.415	6-20/6-24	.300/.250	18-22/16-21	.818/.762	40/32 +8	11/15	19/12	2/7	5/10	20/15
LONGWOOD	42/27	48/34	90-61	+29	33-64/25-65	.516/.385	6-16/5-22	.375/.227	18-24/6-11	.750/.545	49/23 +26	12/12	17/13	5/5	2/6	14/21
AUBURN	21/32	35/26	56-58	(2)	18-49/22-64	.367/.344	5-18/6-27	.278/.222	15-21/8-15	.714/.533	30/44 (14)	13/9	12/12	6/4	8/6	14/17
HAMPTON	38/27	36/21	74-48	+26	25-62/19-66	.403/.288	7-23/5-22	.304/.227	17-20/5-12	.850/.417	47/37 +10	16/11	13/14	10/7	6/6	12/18
Georgia Tech	44/37	30/37	88-84	+4	31-70/31-72	.443/.431	9-23/6-18	.391/.333	17-22/16-33	.773/.485	42/50 (8)	16/11	13/12	6/4	2/7	28/21
XAVIER	26/42	44/42	70-84	(14)	24-64/29-65	.375/.446	5-15/9-22	.333/.409	17-21/17-25	.810/.680	35/44 (9)	12/15	12/10	3/5	4/4	23/19
BROWN	39/29	35/21	74-50	+24	29-62/18-51	.468/.353	3-13/7-17	.231/.412	13-21/7-9	.619/.778	41/29 +12	12/12	7/17	6/4	9/5	15/14

Note: Game totals are displayed in the format TEAM/OPPONENT for each category

The Automated ScoreBook
Virginia Game-by-Game Highs (as of Jan 06, 2009)
All games

Opponent	Date	Score	Points	Rebounds	Assists	Steals	Blocked shots
VMI	11/16/08	107-97	28-Sylven Landesberg	18-Mike Scott	8-Sylven Landesberg	4-Calvin Baker	1-Sammy Zeglinski Mamadi Diane Jamil Tucker Jeff Jones
USF	11/19/08	77-75	21-Sylven Landesberg	7-Jamil Tucker	4-Sammy Zeglinski	3-Sylven Landesberg	2-Tunji Soroye
RADFORD	11/21/08	68-66	22-Sylven Landesberg	6-Jamil Tucker	1-Sammy Zeglinski Calvin Baker Mamadi Diane Mike Scott	2-Tunji Soroye	2-Tunji Soroye
LIBERTY	11/25/08	82-86	24-Sammy Zeglinski	17-Mike Scott	5-Calvin Baker	2-Jeff Jones Sammy Zeglinski	1-Mamadi Diane
at Syracuse	11/28/08	70-73	16-Sylven Landesberg	10-Mike Scott	4-Mike Scott	4-Calvin Baker	1-Jerome Meyinsse Assane Sene
at Minnesota	12/02/08	56-66	12-Jamil Tucker	6-Mike Scott Sylven Landesberg	2-Sammy Zeglinski Mike Scott Sylven Landesberg Mustapha Farrakhan Calvin Baker	2-Mustapha Farrakhan Jamil Tucker	1-Mamadi Diane Jerome Meyinsse
LONGWOOD	12/17/08	90-61	20-Sylven Landesberg	10-Jamil Tucker	4-Sammy Zeglinski	1-Calvin Baker Sammy Zeglinski	2-Assane Sene
AUBURN	12/20/08	56-58	22-Sylven Landesberg	9-Assane Sene	5-Sammy Zeglinski	3-Mike Scott	4-Assane Sene
HAMPTON	12/23/08	74-48	17-Mike Scott	15-Mike Scott	4-Sammy Zeglinski	4-Sammy Zeglinski	2-Mike Scott Jerome Meyinsse Assane Sene Tunji Soroye
at Georgia Tech	12/28/08	88-84	26-Sylven Landesberg	10-Mike Scott	6-Sammy Zeglinski	1-Calvin Baker Sammy Zeglinski	2-Mike Scott Jerome Meyinsse Assane Sene
XAVIER	01/03/09	70-84	25-Sylven Landesberg	11-Assane Sene	6-Sammy Zeglinski	2-Sammy Zeglinski	2-Assane Sene
BROWN	01/06/09	74-50	15-Mike Scott	10-Mike Scott	3-Calvin Baker	2-Sammy Zeglinski Jamil Tucker Calvin Baker	3-Assane Sene

The Automated ScoreBook
Virginia Team Game-by-Game (as of Jan 06, 2009)
All games

TEAM STATISTICS

Opponent	Date	Score		Total		3-Pointers		Free throws		Rebounds				pf	a	t/o	blk	stl	pts	avg
				fg-fga	pct	3fg-fga	pct	ft-fa	pct	off	def	tot	avg							
VMI	11/16/08	107-97	W	43-79	.544	3-16	.188	18-28	.643	23	27	50	50.0	14	24	20	4	12	107	107.0
USF	11/19/08	77-75	W	27-67	.403	5-19	.263	18-28	.643	17	22	39	44.5	15	10	10	3	8	77	92.0
RADFORD	11/21/08	68-66	W	24-65	.369	1-9	.111	19-24	.792	16	27	43	44.0	24	4	14	3	6	68	84.0
LIBERTY	11/25/08	82-86	L	27-58	.466	13-32	.406	15-19	.789	11	26	37	42.2	18	18	14	1	5	82	83.5
at Syracuse	11/28/08	70-73	L	27-64	.422	4-14	.286	12-17	.706	13	25	38	41.4	27	14	12	2	10	70	80.8
at Minnesota	12/02/08	56-66	L	16-51	.314	6-20	.300	18-22	.818	14	26	40	41.2	20	11	19	2	5	56	76.7
LONGWOOD	12/17/08	90-61	W	33-64	.516	6-16	.375	18-24	.750	13	36	49	42.3	14	12	17	5	2	90	78.6
AUBURN	12/20/08	56-58	L	18-49	.367	5-18	.278	15-21	.714	2	28	30	40.8	14	13	12	6	8	56	75.8
HAMPTON	12/23/08	74-48	W	25-62	.403	7-23	.304	17-20	.850	16	31	47	41.4	12	16	13	10	6	74	75.6
at Georgia Tech	12/28/08	88-84	Wot	31-70	.443	9-23	.391	17-22	.773	11	31	42	41.5	28	16	13	6	2	88	76.8
XAVIER	01/03/09	70-84	L	24-64	.375	5-15	.333	17-21	.810	12	23	35	40.9	23	12	12	3	4	70	76.2
BROWN	01/06/09	74-50	W	29-62	.468	3-13	.231	13-21	.619	14	27	41	40.9	15	12	7	6	9	74	76.0
Virginia		912		324-755	.429	67-218	.307	197-267	.738	162	329	491	40.9	224	162	163	51	77	912	76.0
Opponents		848		310-740	.419	79-249	.317	149-236	.631	138	291	429	35.8	229	158	164	62	75	848	70.7

Games played: 12
Points/game: 76.0
FG Pct: 42.9
3FG Pct: 30.7
FT Pct: 73.8

Rebounds/game: 40.9
Assists/game: 13.5
Turnovers/game: 13.6
Assist/turnover ratio: 1.0
Steals/game: 6.4
Blocks/game: 4.3

The Automated ScoreBook
Virginia Overall Team Statistics (as of Jan 06, 2009)
All games

TEAM STATISTICS	VA	OPP
SCORING	912	848
Points per game	76.0	70.7
Scoring margin	+5.3	-
FIELD GOALS-ATT	324-755	310-740
Field goal pct	.429	.419
3 POINT FG-ATT	67-218	79-249
3-point FG pct	.307	.317
3-pt FG made per game	5.6	6.6
FREE THROWS-ATT	197-267	149-236
Free throw pct	.738	.631
F-Throws made per game	16.4	12.4
REBOUNDS	491	429
Rebounds per game	40.9	35.8
Rebounding margin	+5.2	-
ASSISTS	162	158
Assists per game	13.5	13.2
TURNOVERS	163	164
Turnovers per game	13.6	13.7
Turnover margin	+0.1	-
Assist/turnover ratio	1.0	1.0
STEALS	77	75
Steals per game	6.4	6.3
BLOCKS	51	62
Blocks per game	4.3	5.2
WINNING STREAK	1	-
Home win streak	1	-
ATTENDANCE	85641	41750
Home games-Avg/Game	9-9516	3-13917
Neutral site-Avg/Game	-	0-0

Score by Periods	1st	2nd	OT	Totals
Virginia	423	475	14	912
Opponents	398	440	10	848

The Automated ScoreBook
Virginia Season Box Score (as of Jan 06, 2009)
All games

RECORD:	OVERALL	HOME	AWAY	NEUTRAL
ALL GAMES	7-5	6-3	1-2	0-0
CONFERENCE	1-0	0-0	1-0	0-0
NON-CONFERENCE	6-5	6-3	0-2	0-0

#	Player	gp-gs	min	avg	Total		3-Point		F-Throw		Rebounds				pf	dq	a	to	blk	stl	pts	avg
					fg-fga	pct	3fg-fga	pct	ft-fa	pct	off	def	tot	avg								
15	Sylvan Landesberg	12-11	391	32.6	68-143	.476	6-20	.300	78-96	.813	19	51	70	5.8	22	1	29	25	2	11	220	18.3
	Conference-Only...	1-1	41	41.0	9-18	.500	0-2	.000	8-9	.889	0	6	6	6.0	2	0	5	1	0	0	26	26.0
13	Sammy Zeglinski	12-9	341	28.4	53-121	.438	24-58	.414	14-19	.737	4	35	39	3.3	36	2	46	35	2	19	144	12.0
	Conference-Only...	1-1	39	39.0	3-10	.300	3-9	.333	0-0	.000	1	5	6	6.0	3	0	6	3	0	1	9	9.0
32	Mike Scott	12-12	339	28.3	54-97	.557	0-4	.000	28-38	.737	48	63	111	9.3	25	0	11	17	6	10	136	11.3
	Conference-Only...	1-1	27	27.0	3-8	.375	0-0	.000	5-8	.625	5	5	10	10.0	3	0	1	2	2	0	11	11.0
04	Calvin Baker	12-11	295	24.6	34-90	.378	7-33	.212	20-25	.800	2	33	35	2.9	23	2	33	31	1	15	95	7.9
	Conference-Only...	1-1	34	34.0	6-12	.500	1-4	.250	0-0	.000	0	5	5	5.0	4	0	0	4	0	1	13	13.0
12	Jamil Tucker	12-3	202	16.8	32-66	.485	12-28	.429	13-22	.591	12	39	51	4.3	23	0	8	11	6	6	89	7.4
	Conference-Only...	1-0	24	24.0	6-7	.857	3-3	1.000	0-0	.000	0	6	6	6.0	4	0	2	2	0	0	15	15.0
02	Mustapha Farrakhan	11-2	106	9.6	17-41	.415	7-16	.438	13-13	1.000	3	4	7	0.6	15	0	7	8	0	2	54	4.9
	Conference-Only...	1-0	16	16.0	3-5	.600	2-3	.667	4-4	1.000	1	0	1	1.0	4	0	1	0	0	0	12	12.0
24	Mamadi Diane	12-5	224	18.7	23-77	.299	2-25	.080	7-12	.583	14	14	28	2.3	19	0	8	12	4	6	55	4.6
	Conference-Only...	1-0	6	6.0	0-3	.000	0-2	.000	0-0	.000	0	1	1	1.0	1	0	1	1	0	0	0	0.0
23	Jeff Jones	11-0	174	15.8	17-59	.288	9-34	.265	5-6	.833	2	14	16	1.5	10	0	9	5	1	4	48	4.4
	Conference-Only...	1-0	2	2.0	0-0	.000	0-0	.000	0-0	.000	0	0	0	0.0	0	0	0	0	0	0	0	0.0
05	Assane Sene	8-5	151	18.9	11-27	.407	0-0	.000	5-14	.357	11	29	40	5.0	27	1	6	4	16	0	27	3.4
	Conference-Only...	1-1	24	24.0	1-5	.200	0-0	.000	0-1	.000	0	1	1	1.0	4	0	0	0	2	0	2	2.0
21	Tunji Soroye	6-1	57	9.5	5-10	.500	0-0	.000	3-4	.750	5	8	13	2.2	8	0	1	2	6	3	13	2.2
	Conference-Only...	1-0	1	1.0	0-0	.000	0-0	.000	0-0	.000	0	0	0	0.0	0	0	0	0	0	0	0	0.0
55	Jerome Meyinsse	11-1	102	9.3	6-16	.375	0-0	.000	9-16	.563	11	10	21	1.9	10	0	1	8	6	0	21	1.9
	Conference-Only...	1-0	11	11.0	0-2	.000	0-0	.000	0-0	.000	1	1	2	2.0	3	0	0	0	2	0	0	0.0
25	John Brandenburg	4-0	14	3.5	3-5	.600	0-0	.000	0-0	.000	1	4	5	1.3	3	0	0	0	1	0	6	1.5
	Conference-Only...	0-0	0	0.0	0-0	.000	0-0	.000	0-0	.000	0	0	0	0.0	0	0	0	0	0	0	0	0.0
45	Solomon Tat	4-0	16	4.0	1-1	1.000	0-0	.000	2-2	1.000	0	3	3	0.8	2	0	2	0	0	1	4	1.0
	Conference-Only...	0-0	0	0.0	0-0	.000	0-0	.000	0-0	.000	0	0	0	0.0	0	0	0	0	0	0	0	0.0
22	Will Sherrill	4-0	13	3.3	0-2	.000	0-0	.000	0-0	.000	2	1	3	0.8	1	0	1	2	0	0	0	0.0
	Conference-Only...	0-0	0	0.0	0-0	.000	0-0	.000	0-0	.000	0	0	0	0.0	0	0	0	0	0	0	0	0.0
Total.....		12	2425		324-755	.429	67-218	.307	197-267	.738	162	329	491	40.9	224	6	162	163	51	77	912	76.0
Conference-Only...		1	225		31-70	.443	9-23	.391	17-22	.773	11	31	42	42.0	28	0	16	13	6	2	88	88.0
Opponents.....		12	2425		310-740	.419	79-249	.317	149-236	.631	138	291	429	35.8	229	-	158	164	62	75	848	70.7
Conference-Only...		1	225		31-72	.431	6-18	.333	16-33	.485	20	30	50	50.0	21	1	11	12	4	7	84	84.0

Score by Periods	1st	2nd	OT	Totals
Virginia	423	475	14	912
Opponents	398	440	10	848