



# 2008-09 VIRGINIA BASKETBALL



**VIRGINIA CAVALIERS (2-0)**  
**vs.**  
**RADFORD HIGHLANDERS (2-0)**



**Nov. 21, 2008 • John Paul Jones Arena • Charlottesville, Va.**

## GAME INFORMATION

Radio: Virginia Sports Network (Dave Koehn, Cory Alexander)  
TV: none  
Web: ACC Select Webcast (www.accselect.com)

## Tonight's Game

- The Cavaliers continue their four-game season-opening homestand tonight vs. Radford
- Virginia looks to open the season 3-0 for the third consecutive year and the eighth time in the past nine years

## About the Cavaliers

- Virginia opened the season with home wins over VMI and USF
- Five Cavaliers are averaging double figures in scoring
- UVA is led by Sylven Landesberg, who leads the ACC in scoring at 24.5 points per game

## About the Highlanders

- Radford is 2-0 after home wins against Brevard (Division II) and Bridgewater (Division III)
- The Highlanders were second in the preseason Big South poll
- Radford head coach Brad Greenberg is the brother of Virginia Tech head coach Seth Greenberg
- Senior guard Kenny Thomas leads Radford at 17.0 points per game

## Series History

- Virginia leads the series 4-0 (all of the games have been played in Charlottesville)
- The teams haven't met since the 1996-97 season, a 95-47 Cavalier win at University Hall

## November Success

- Virginia has posted a 15-3 record in November under Dave Leitao
- The Cavaliers have won 35 consecutive November home games dating back to a 94-83 loss to Ohio on November 18, 1994
- Virginia has a 4-2 record against ranked opponents in November since 2000

## PROBABLE STARTERS/KEY RESERVES

No.	Pos.	Yr.	Player	PPG	RPG	APG	Notable
2	G	So.	Mustapha Farrakhan	1.0	0.0	0.0	9 pts, 5 assts in exhibition vs. Shepherd
4	G	Jr.	Calvin Baker	3.5	3.0	4.5	Career-high 7 assists vs. VMI
24	G/F	Sr.	Mamadi Diane	13.5	5.0	1.0	Double-figure pts in 9 consecutive games
32	F	So.	Mike Scott	18.0	12.0	0.5	Third career double-double vs. VMI
55	F/C	Jr.	Jerome Meyinsse	0.0	0.0	0.0	Shooting 61.4% from the field in his career
15	G	Fr.	Sylven Landesberg	24.5	6.0	4.0	Named ACC Rookie of the Week on Nov. 17
12	F	Jr.	Jamil Tucker	14.5	5.0	0.5	Had career high 15 pts vs. USF
13	G	Fr.	Sammy Zeglinski	10.0	4.5	5.0	Missed last 24 games last yr. due to injury
23	G	So.	Jeff Jones	5.5	1.5	1.5	Career-high 26 pts vs. Bradley in last yrs finale
21	C	Sr.	Tunji Soroye	3.0	6.0	0.0	3 pts, 6 rebs, 2 blks vs. USF in season debut
22	F	So.	Will Sherrill	--	--	--	Shot 100% from the floor (3-3) last season
25	C	Fr.	John Brandenburg	--	--	--	2 pts, 4 rebs in 6 mins in ex. vs. Shepherd
45	G/F	Jr.	Solomon Tat	--	--	--	Played in 15 games last season

## SCHEDULE/RESULTS

Date	Opponent	TV	Time/Res.
N9	SHEPHERD (ex)		W 87-52
N16	VMI	CSN	W 107-97
N19	USF	ACC Select	W 77-75
N21	RADFORD	ACC Select	7 p.m.
N25	LIBERTY	ACC Select	7 p.m.
N28	at Syracuse	TimeWarner(Syracuse)	7 p.m.

D2	at Minnesota %	ESPN2	9:30 p.m.
D17	LONGWOOD	ACC Select	7 p.m.
D20	AUBURN	CSN/FSN South	4 p.m.
D23	HAMPTON	ACC Select	7 p.m.
D28	at Georgia Tech *	FSN	5:30 p.m.

J3	XAVIER	CSN	2 p.m.
J6	BROWN	FSN South	7 p.m.
J10	at Virginia Tech *	RSN	4 p.m.
J15	N. CAROLINA *	ESPN or ESPN2	9 p.m.
J20	at Maryland *	Raycom^	8 p.m.
J24	FLORIDA STATE *	RSN	4 p.m.

F1	at Duke *	FSN	2 p.m.
F4	BOSTON COLLEGE *	ESPNU	7 p.m.
F7	at North Carolina *	Raycom	4 p.m.
F10	at Florida State *	RSN	7 p.m.
F15	CLEMSON *	Raycom	1 p.m.
F18	VIRGINIA TECH *	Raycom^	8 p.m.
F21	at NC State *	Raycom	1 p.m.
F26	MIAMI *	Raycom^	8 p.m.
F28	WAKE FOREST *	Raycom^	2 p.m.

M3	at Clemson *	RSN	7 p.m.
M7	MARYLAND *	ABC	3:30 p.m.
M12-15 at ACC Tournament (Georgia Dome)			

All Times Eastern and subject to change

- \* ACC game
- % ACC/Big Ten Challenge

## TV Abbreviations

CSN Comcast SportsNet  
RSN Regional Sports Networks  
^ Raycom split telecast

## MEDIA INFORMATION

### Virginia Athletics Media Relations

154 John Paul Jones Arena  
PO Box 400853  
Charlottesville, VA 22904  
Office: (434) 982-5500  
Fax: (434) 982-5525

### Rich Murray Associate AD for Public Relations (Primary Men's Basketball Contact)

Office: (434) 982-5530  
Home: (434) 978-2966  
Email: rmurray@virginia.edu

### Steve Kirkland Assistant Media Relations Director (Secondary Men's Basketball Contact)

Office: (434) 982-5535  
Cell: (434) 825-5241  
Email: skirkland@virginia.edu



# 2008-09 VIRGINIA BASKETBALL

## IN THE POLLS

### ASSOCIATED PRESS (11/17)

1.	<b>North Carolina</b>	<b>1-0</b>
2.	Connecticut	1-0
3.	Louisville	0-0
4.	UCLA	2-0
5.	Michigan State	1-0
6.	Pittsburgh	1-0
7.	Texas	1-0
8.	Notre Dame	1-0
9.	Gonzaga	1-0
10.	<b>Duke</b>	<b>3-0</b>
11.	Purdue	1-0
12.	Oklahoma	1-0
13.	Memphis	1-0
14.	Tennessee	1-0
15.	Arizona State	1-0
	Marquette	1-0
17.	<b>Miami (Fla)</b>	<b>1-0</b>
18.	Florida	2-0
19.	USC	1-0
20.	<b>Wake Forest</b>	<b>1-0</b>
21.	Davidson	1-0
22.	Georgetown	0-0
23.	Villanova	1-0
24.	Kansas	1-0
25.	Wisconsin	1-0

### Others Receiving Votes:

Baylor, UNLV, Saint Mary's, **Xavier**, **Syracuse**, Ohio State, **Clemson**, Texas A&M, LSU, BYU, Washington State, West Virginia, VCU, **Virginia Tech**, Siena, Vanderbilt, Rhode Island, Alabama, Mercer, Creighton, UAB, Southern Illinois, Holy Cross, Arizona, Cal State Northridge, Washington, **VMI**.

### ESPN/USA Today (11/17)

1.	<b>North Carolina</b>	<b>1-0</b>
2.	Connecticut	1-0
3.	Louisville	0-0
4.	UCLA	2-0
5.	<b>Duke</b>	<b>3-0</b>
6.	Pittsburgh	1-0
7.	Michigan State	1-0
8.	Texas	1-0
9.	Notre Dame	1-0
10.	Purdue	1-0
11.	Gonzaga	1-0
12.	Memphis	1-0
13.	Tennessee	1-0
14.	Oklahoma	1-0
15.	Arizona State	1-0
16.	<b>Miami (Fla)</b>	<b>1-0</b>
17.	Marquette	1-0
18.	Georgetown	0-0
19.	Florida	2-0
20.	USC	1-0
21.	Davidson	1-0
22.	Wisconsin	1-0
23.	Villanova	1-0
24.	Kansas	1-0
25.	<b>Wake Forest</b>	<b>1-0</b>

### Others Receiving Votes:

UNLV, Saint Mary's, Ohio State, **Xavier**, Baylor, **Syracuse**, West Virginia, **Virginia Tech**, Texas A&M, Washington, Arizona, BYU, Washington State, **Clemson**, Siena, Oklahoma State, Creighton, Tulsa, Vanderbilt.

## Series Against the Big South

- Tonight's game is Virginia's second game of three this season vs. Big South opponents (VMI, Liberty)
- Virginia has a 119-16 all-time record against current members of the Big South (1-0 vs. Charleston Southern, 2-0 vs. Coastal Carolina, 1-0 vs. Gardner Webb, 1-0 vs. High Point, 6-1 vs. Liberty, 4-0 vs. Radford, 1-0 vs. UNC-Asheville, 101-15 vs. VMI, 2-0 vs. Winthrop)
- UVa has won its last 15 games against Big South opponents, dating back to 1998

## Against the State

- Tonight's game is the second of seven this season against in-state opponents
- Under Dave Leitao, Virginia has a 14-3 record against in-state opponents
- Virginia has won 14 consecutive games against non-conference in-state opponents dating back to the 2002-03 season (73-55 loss at Virginia Tech, when the Hokies were in the Big East)

## Last Time Out

- Virginia improved to 2-0 on the season with a 77-75 victory over USF
- Sylven Landesberg led the Cavaliers with 21 points, including the game-winning layup with 13 seconds remaining
- The win snapped a five-game losing streak against Big East opponents

## Landesberg Makes Immediate Impact

- With 28 points vs. VMI and 21 points vs. USF, Sylven Landesberg became the first Cavalier freshman to open his career with two 20-point games
- He is the first Cavalier freshman since Gary Forbes in 2003-04 to lead the team in scoring in each of the first two games of the season
- He leads the ACC in scoring with a 24.5 average

## Landesberg Named ACC Rookie of the Week

- Sylven Landesberg was named the ACC Rookie of the Week on Nov. 17 for his play in the Cavaliers' 107-97 season opening victory over VMI
- Landesberg had 28 points, eight rebounds and eight assists in his collegiate debut
- He is the first Cavalier to win the award since Sean Singletary won it five times in 2004-05

## Landesberg Shines In Collegiate Debut

- Sylven Landesberg had 28 points in the season-opener against VMI, the most by a Cavalier freshman in his debut
- The previous record was 24 points set by Jeff Lamp in his debut against James Madison on Nov. 25, 1977
- Landesberg's 28 points are tied for the second most in ACC history by a freshman in his first game
- Landesberg is one of only four Cavalier first-years to score 20 points in his first collegiate game
- His 28 points are the most by a UVa freshman in any game since Chris Williams had 34 points vs. Liberty on Dec. 8, 1998
- He is the first Cavalier freshman to lead the team in scoring in a season opener since Mamadi Diane had 17 points in the 2005-06 season opening win over Liberty

### Most Points by an ACC Freshman in his Debut

31	J.J. Hickson (NC State)	07-08
28	<b>Syven Landesberg (UVa)</b>	<b>08-09</b>
28	Rashad McCants (UNC)	02-03
24	Jeff Lamp (UVa)	77-78
23	Shavlik Randolph (Duke)	02-03

### Other Notable Virginia Debuts

Jeff Lamp vs. JMU (77-78)	24 pts, 3 rebs
Gary Forbes vs. Mt. St. Mary's (03-04)	21 pts, 9 rebs
Chris Williams vs. VCU (98-99)	20 pts, 10 rebs
Junior Burrough vs. W&M (91-92)	17 pts, 6 rebs
Ralph Sampson vs. Hopkins (79-80)	17 pts, 8 rebs
Mamadi Diane vs. Liberty (05-06)	17 pts, 6 rebs
<u>Travis Watson vs. Elon (99-00)</u>	<u>15 pts, 14 rebs</u>
Cory Alexander vs. W&M (91-92)	5 pts, 4 rebs
Sean Singletary vs. R. Morris (04-05)	6 pts, 7 assts
Wally Walker vs. Wake (72-73)	7 pts, 3 rebs

## Mike Scott Opens Season With Impressive Performance

- Mike Scott set career highs with 26 points and 18 rebounds in the season opening win over VMI
- Scott tied the school record with 10 offensive rebounds, a mark previously set by Matt Blundin (vs. Clemson 1/9/90), Bryant Stith (vs. Georgia Tech 3/13/92) and Travis Watson (vs. Maryland 1/31/02)
- His 18 rebounds were the most by a Cavalier since Travis Watson had 20 rebounds vs. Wofford on Jan. 2, 2003



# 2008-09 VIRGINIA BASKETBALL

## Scott and Landesberg Post UVa's First 25-25 Combo in Over a Year

- Against VMI, Sylven Landesberg (28 pts) and Mike Scott (26 points) became the first Cavaliers to score at least 25 points in the same game in over a year
- The previous game that Virginia had a pair of 25-point scorers was a 71-58 win at NC State on Jan. 24, 2007 when J.R Reynolds had 29 points and Sean Singletary had 27 points

## Tucker Steps Up

- Jamil Tucker has posted a pair of career highs to open the season
- Against VMI, Tucker tied his previous career high with 14 points
- He topped that mark with a new career-high 15 points against USF

## Cavaliers 12th in ACC Preseason Poll

- The Cavaliers were projected 12th in the preseason ACC poll of media
- Sylven Landesberg was second in the voting for Preseason ACC Rookie of the Year

## Difficult Schedule for the Cavaliers

- 16 of 27 regular season games will be against 2008 postseason teams (seven vs. NCAA teams, eight vs. NIT teams, one vs. CBI team)
- 21 of 27 games will be televised
- Four opponents are ranked and five others are receiving votes in this week's Associated Press poll

## Virginia Visited Canada in August

- The Cavaliers went on a trip to Canada in August to play three games
- Virginia went 2-1 on the trip
- UVa defeated St. Lawrence College (Ont.) 107-60
- UVa defeated Concordia 85-70
- UVa lost to McGill 88-83
- Four players averaged in double figures on the trip (Calvin Baker - 16.0, Jeff Jones -13.7, Sylven Landesberg - 12.0, Mike Scott - 10.7)

## Head Coach Dave Leitao

- 2007 ACC Coach of the Year
- First Virginia coach to win the honor since Terry Holland in 1982
- 55-42 record in his fourth season at Virginia, including a 23-25 mark in the ACC
- Overall record of 135-111 in his ninth season as a head coach

## At Home at John Paul Jones Arena

- Virginia has an all-time record of 31-8 at John Paul Jones Arena
- UVa was 13-7 at home during the 2007-08 season
- The Cavaliers posted a 16-1 home record in 2006-07 in the first season in John Paul Jones Arena

## Baker, Diane, Soroye Named Virginia's Captains

- Calvin Baker, Mamadi Diane, and Tunji Soroye are Virginia's captains for 2008-09
- This season marks the first year each player has served as a captain

## Sene to Be Held Out of Games

- Freshman center Assane Sene is being held out of games pending the resolution of his eligibility status
- He will continue to practice with the team
- "Because of a recent NCAA interpretation, there are some aspects of Assane's pre-college enrollment that must be reviewed further," Virginia Athletics Director Craig Littlepage said on Nov. 16. "We're looking to have this resolved quickly."
- Sene is from Saint-Louis, Senegal, and attended South Kent Preparatory School in Connecticut during the 2007-08 academic year

## Up Next

- The Cavaliers conclude their homestand Tuesday against Liberty
- Virginia leads the all-time series 6-1

## UVa in the ACC Statistics (11/20)

### **TEAM**

Scoring Offense	92.0	T-3rd
Scoring Defense	86.0	12th
Scoring Margin	+6.0	T-9th
Free Throw Percentage	.643	11th
Field Goal Percentage	.479	6th
Field Goal % Defense	.479	12th
3-Point FG Percentage	.229	12th
3-Point FG % Defense	.304	7th
Rebounding	44.5	4th
Rebounding Margin	+7.5	7th
3-Point FG Made	4.0	11th
Assists	17.0	5th
Steals	10.0	5th
Blocked Shots	3.5	11th
Turnover Margin	+1.5	8th
Assist/Turnover Ratio	1.1	7th

### **INDIVIDUAL**

#### **Scoring**

• Sylven Landesberg	24.5	1st
• Mike Scott	18.0	T-8th

#### **Rebounding**

• Mike Scott	12.0	T-2nd
--------------	------	-------

#### **Offensive Rebounding**

• Mike Scott	7.0	1st
• Sylven Landesberg	3.5	T-7th

#### **Assists Per Game**

• Sammy Zeglinski	5.0	T-3rd
• Calvin Baker	4.5	T-5th
• Sylven Landesberg	4.0	T-7th

#### **Field Goal Percentage**

• Mike Scott	.682	4th
• Jamil Tucker	.625	T-8th

#### **Free Throw Percentage**

• Mike Scott	.857	8th
--------------	------	-----

#### **Steals**

• Sylven Landesberg	3.0	T-3rd
---------------------	-----	-------

#### **Assist/Turnover Ratio**

• Sammy Zeglinski	2.5	T-8th
-------------------	-----	-------



# 2008-09 VIRGINIA BASKETBALL

## THE LAST TIME ...

### VIRGINIA INDIVIDUALS

- **Scored 30 points:** Sean Singletary (34) vs. Virginia Tech (1/16/08)
- **Scored 40 points:** Sean Singletary (41) at Miami (3/1/08)
- **Two players with 20 points:** Sylven Landesberg (28) and Mike Scott (26) vs. VMI (11/16/08)
- **Three players with 20 points:** Chris Williams (27), Roger Mason, Jr. (22) and Donald Hand (20) vs. Duke (1/5/00)
- **Four players with 20 points:** Chris Williams (23), Donald Hand (22), Adam Hall (21), and Travis Watson (20) vs. Georgetown (3/15/00)
- **A player with back-to-back 25-point games:** J.R. Reynolds (28) vs. Albany (3/16/07) and (26) vs. Tennessee (3/18/07)
- **One player scored in double figures:** Adrian Joseph (10) vs. Puerto Rico-Mayaguez (12/21/06)
- **Five players scored in double figures:** Sylven Landesberg (28), Mike Scott (26), Mamadi Diane (14), Jamil Tucker (14) and Sammy Zeglinski (11) vs. VMI (11/16/08)
- **Six players scored in double figures:** Sean Singletary (27), Adrian Joseph (13), Jamil Tucker (13), Mamadi Diane (12), Calvin Baker (11), Laurynas Mikalauskas (11), vs. Maryland (3/9/08)
- **Seven players scored in double figures:** Cornel Parker (20), Junior Burrough (15), Ted Jeffries (14), Cory Alexander (13), Jason Williford (12), Yuri Barnes (11) and Doug Smith (11) vs. Clemson (1/13/93)
- **Had 15 rebounds:** Mike Scott (18) vs. VMI (11/16/08)
- **Had 20 rebounds:** Travis Watson (20) vs. Wofford (1/2/03)
- **Had 25 rebounds:** Bob Mortell (25) vs. Washington & Lee (2/27/60)
- **Two players with 10 rebounds:** Mike Scott (11) and Adrian Joseph (10) vs. Longwood (12/7/07)
- **Three players with 10 rebounds:** Yuri Barnes (13), Jason Williford (12) and Junior Burrough (11) vs. Rice (12/4/93)
- **Double-Double:** Mike Scott (26 pts, 18 rebs) vs. VMI (11/16/08)
- **Two players had a double-double:** Adrian Joseph (23 pts, 11 rebs) and Mike Scott (10 pts, 13 rebs) at Penn (11/23/07)
- **Three players had a double-double:** Jason Williford (10 pts, 15 rebs), Ted Jeffries (23 pts, 10 rebs), and Cornel Parker (11 pts, 11 rebs) at William & Mary (1/25/93)
- **Double-Double with points and assists:** Sean Singletary (22 pts, 10 assts) vs. Old Dominion (3/24/08)
- **Triple-Double:** Ralph Sampson (15 pts, 22 rebs, 10 blks) vs. Old Dominion (12/29/79)
- **Four Double-Doubles in a row:** Travis Watson (29 pts, 12 rebs) at NC State (2/6/02), (20 pts, 10 rebs) vs. Clemson (2/10/02), (17 pts, 10 rebs) vs. UNC (2/12/02), (13 pts, 12 rebs) at Wake (2/17/02)
- **20 points and 20 rebounds:** Travis Watson (21 pts, 20 rebs) vs. Wofford (1/2/03)
- **10 assists:** Sean Singletary (10) vs. Old Dominion (3/24/08)
- **5 Blocked Shots:** Jason Cain (5) vs. UNC (1/19/06)
- **5 Steals:** Sean Singletary (7) vs. NC State (2/24/08)
- **Led UVA in Points, Rebounds and Assists:** Sean Singletary (20 pts, 5 rebs, 10 assts) vs. Ga. Tech (3/13/08)
- **Hit a last second shot to win a game:** Sean Singletary vs. Duke (2/1/07) [jumper with one second in OT]; J.R. Reynolds vs. Loyola Marymount (12/23/04) [layup with 1.5 seconds in regulation]
- **Played every minute:** Sean Singletary vs. Virginia Tech (2/12/05)
- **Played 40 or more minutes:** Adrian Joseph (42) at Virginia Tech (2/2/08)

### VIRGINIA TEAM

- **Won in Overtime:** vs. Duke, 68-66 (2/1/07)
- **Lost in Overtime:** at Virginia Tech, 65-72 (2/2/08)
- **Played Two Overtimes:** vs. Maryland, L 89-92 (2/19/05)
- **Played Three Overtimes:** vs. Georgetown, L 111-115 (3/15/00)
- **Shot 70 percent for a Half:** 72.2% (13-18) vs. Wake Forest 2nd Half (2/24/96)
- **Shot 60 percent in a Game:** 61.0% (36-59) vs. LIU (11/17/00)
- **Shot less than 30 percent in a Game:** 27.9% (17-61) vs. North Carolina (3/10/06)
- **Shot 90 percent from the free throw line:** 94.7% (18-19) vs. Georgia Tech (2/24/07)
- **Shot 50 percent from 3-point line:** 50.0% (9-18) at Boston College (2/17/08)
- **Shot less than 30 percent in a half:** 29.0% (9-31) in 2nd Half at Wake Forest (3/3/07)
- **Shot less than 20 percent in a half:** 18.9% (7-37) in the 1st half at Duke (1/13/01)
- **Shot 55 percent or better and lost:** 56.9% (29-51) vs. Duke (3/14/03)
- **Attempted 50 FTs:** 52 (made 34) vs. Howard (12/12/94)
- **Made 30 FTs:** 31 (36 att.) vs. Tennessee (3/18/07)
- **Made 10 3-pt FGs:** 11 vs. Bradley (3/26/08)
- **Failed to make a 3-pt FG:** at Georgia Tech (12/4/05)
- **Had 50 rebounds:** 50 vs. VMI (11/16/08)
- **Had 25 assists:** 27 vs. Howard (11/21/01)
- **Had 15 steals:** 16 vs. NC State (2/24/08)
- **Had 10 blocks:** 12 vs. Longwood (2/13/07)
- **Scored 50 pts in a half:** 56 vs. VMI, 2nd half (11/16/08)
- **Scored 60 pts in a half:** 60 vs. Gonzaga, 1st half (1/3/07)
- **Scored 70 pts in a half:** 70 vs. Coastal Carolina, 2nd half (10/20/00)
- **Scored 100 pts (ACC):** 103 vs. Maryland (1/16/07)
- **Scored 100 pts (non-conf):** 107 vs. VMI (11/16/08)
- **Scored under 20 pts in 1st half:** 17 at Ga. Tech (12/4/05)
- **Scored under 20 pts in 2nd half:** 12 vs. UNC (2/11/98)
- **Scored under 50 pts in a game:** 49 at Stanford (3/14/06)

### OPPONENT INDIVIDUALS

- **Scored 30 points:** Chavis Holmes (31), VMI (11/16/08)
- **Scored 35 points:** J.J. Redick (40), Duke (1/28/06)
- **Scored 40 points:** J.J. Redick (40), Duke (1/28/06)
- **Scored 50 points:** Len Chappell (50), Wake (2/12/62)
- **Two players with 20 points:** Dominique Jones (23) and Jesus Verdejo (22), USF (11/19/08)
- **Three players with 20 points:** Juan Dixon (23), Chris Wilcox (21), and Lonny Baxter (20), at Maryland (3/3/02)
- **Two players with 30 points:** Trevor Powell (31) and Tony Smith (31), Marquette (2/3/90)
- **Five players scored in double figures:** Chavis Holmes (31), Travis Holmes (20), Austin Kenon (18), Willie Bell (14) and Keith Gabriel (14), VMI (11/16/08)
- **Six players scored in double figures:** Chris Paul (21), Justin Gray (17), Eric Williams (15), Jamaal Levy (12), Taron Downey (11) and Vytas Danelius (10), Wake Forest (1/2/05)
- **Seven players scored in double figures:** Stanley Burrell (15), Drew Lavender (13), C.J. Anderson (12), B.J. Raymond (12), Josh Duncan (11), Charles Bronson (11), and Jason Love (10), at Xavier (1/3/08)
- **Double-Double:** Matt Salley (11 pts., 10 rebs.), Bradley (3/26/08)

- **Two players had a double-double:** Donte Green (20 pts, 10 rebs) and Paul Harris (10 pts, 14 rebs), Syracuse (12/5/07)
- **Had 15 rebounds:** Al Thornton (16), Florida State (2/17/07)
- **Had 20 rebounds:** Tim Duncan (23), Wake (2/22/97)
- **Had 10 assists:** Cliff Hammonds (11), Clemson (2/7/08)
- **5 Blocked Shots:** Maurice Sumter (5), Longwood (2/13/07)
- **5 Steals:** Toney Douglas (6), at Florida State (1/23/08)
- **Hit a last second shot to win a game:** Deron Washington of Virginia Tech (1/16/08) [0.0 seconds in overtime]

### OPPONENT TEAM

- **Shot less than 30 percent in a Game:** 28.3% (17-60) Longwood (12/7/07)
- **Shot less than 30 percent in a Game (ACC):** 29.0% (20-69), Wake Forest (2/24/96)
- **Shot 60 percent in a Game:** 63.8% (37-58), at Xavier (1/3/08)
- **Shot 55 percent or better and lost:** 55.2% (32-58), Iowa State (12/31/03)
- **Scored 100 pts:** 108, at Xavier (1/3/08)
- **Scored 60 pts in a half:** 60, at Miami, 2nd half (3/1/08)
- **Scored under 20 pts in 1st half:** 18, NC State (2/24/08)
- **Scored under 20 pts in 2nd half:** 18 at Richmond (11/22/05)
- **Scored under 50 pts in a game:** 49, Longwood (2/13/07)
- **Had 25 assists:** 27, at Xavier (1/3/08)
- **Had 15 steals:** 15, VMI (11/16/08)
- **Had 10 blocks:** 11 at Virginia Tech (2/10/07)
- **Failed to make a 3-pt FG:** vs. Arizona State (11/27/99)



# 2008-09 VIRGINIA BASKETBALL

## 2008-09 VIRGINIA BASKETBALL ROSTER

NO.	NAME	POS.	HT.	WT.	CLASS	HOMETOWN/HIGH SCHOOL (Previous School)
2	Mustapha Farrakhan	G	6-4	179	So.	Harvey, Ill./Thornton Township
4	Calvin Baker *	G	6-2	186	Jr.	Newport News, Va./Woodside (William & Mary)
5	Assane Sene	C	7-0	234	Fr.	Saint-Louis, Senegal/South Kent
12	Jamil Tucker	F	6-9	241	Jr.	Gary, Ind./West Side
13	Sammy Zeglinski	G	6-0	179	Fr. %	Philadelphia, Pa./The William Penn Charter School
15	Sylvan Landesberg	G	6-6	205	Fr.	Flushing, N.Y./Holy Cross
21	Tunji Soroye *	C	6-11	252	Sr. %	Dugbe Ibadan, Nigeria/Montrose Christian School
22	Will Sherrill	F	6-9	221	So.	New York, N.Y./Phillips Academy Andover
23	Jeff Jones	G	6-4	200	So.	Chester, Pa./Monsignor Bonner
24	Mamadi Diane *	G/F	6-5	204	Sr.	Potomac, Md./DeMatha Catholic
25	John Brandenburg	C	6-11	241	Fr.	Des Peres, Mo./De Smet Jesuit
32	Mike Scott	F	6-8	233	So.	Chesapeake, Va./Hargrave Military Academy
45	Solomon Tat	G/F	6-5	223	Jr.	Jos Plateau, Nigeria/Community Christian School
55	Jerome Meyinsse	F/C	6-9	245	Jr.	Baton Rouge, La./McKinley

\* Tri-Captain

% Medical Hardship waiver request approved in 2008

### HEAD COACH:

Dave Leitao

### ASSISTANT COACHES:

Bill Courtney

Drew Diener

Steve Seymour

### DIRECTOR OF BASKETBALL OPERATIONS:

Rick Brunson

### STRENGTH & CONDITIONING COACH:

Shaun Brown

### ASSISTANT DIR. OF OPERATIONS/VIDEO:

Tim Mein

### ATHLETIC TRAINER:

Ethan Saliba

### PRONUNCIATION GUIDE

Mamadi Diane

Mom-uh-dee Dee-on-ee

Mustapha Farrakhan

Moo-sta-fa Fair-uh-con

Sylvan Landesberg

Sill-ven

Dave Leitao

Lay-toe

Jerome Meyinsse

Me-yin-see

Assane Sene

Uh-sahn Sen

Tunji Soroye

Ton-jee Suh-roy-yay

Jamil Tucker

Ja-mill

Sammy Zeglinski

Zuh-glin-ski



# 2008-09 VIRGINIA BASKETBALL

## JOHN PAUL JONES ARENA RECORDS

### VIRGINIA PLAYERS

**Points:** 40, J.R. Reynolds vs. Wake Forest, 1/21/07  
**Most 1st Half Points:** 23, Sean Singletary vs. Virginia Tech, 1/16/08  
**Most 2nd Half Points:** 20, three times Last by J.R. Reynolds vs. Duke, 2/1/07  
**Rebounds:** 18, Mike Scott vs. VMI, 11/16/08  
**Field Goals:** 12, J.R. Reynolds vs. Wake Forest, 1/21/07  
 12, Sean Singletary vs. Virginia Tech, 1/16/08  
**Field Goal Attempts:** 21, three times Last by Sean Singletary vs. Virginia Tech, 1/16/08  
**Field Goal Pct.:** .857 (6-7), Adrian Joseph vs. Bradley, 3/26/08  
**3-Point Field Goals:** 7, Sean Singletary vs. Gonzaga, 1/3/07  
**3-Point FG Attempts:** 12, Sean Singletary vs. Gonzaga, 1/3/07  
 12, Sean Singletary vs. Georgia Tech, 2/24/07  
**3-Point FG Pct.:** .833 (5-6), Mamadi Diane vs. Arizona, 11/12/06  
**Free Throws Made:** 14, Sean Singletary vs. Hampton, 12/16/06  
**Free Throw Attempts:** 16, Sean Singletary vs. Hampton, 12/16/06  
**FT Pct.:** 1.000(12-12), Sean Singletary vs. UNC Asheville, 11/22/06  
**Assists:** 10, three times by Sean Singletary last vs. Old Dominion, 3/24/08  
**Steals:** 7, Sean Singletary vs. NC State, 2/24/08  
**Blocks:** 3, Tunji Soroye vs. Longwood, 2/13/07  
 3, Mike Scott vs. Duke, 3/5/08 & Richmond, 3/18/08

### VIRGINIA TEAM

**Most Points:** 108 vs. Gonzaga, 1/3/07  
**Fewest Points:** 51 vs. Clemson, 2/7/08  
**Most 1st Half:** 60 vs. Gonzaga, 1/3/07  
**Fewest 1st Half:** 24 vs. Clemson, 2/7/08  
**Most 2nd Half:** 57 vs. Arizona, 11/12/06  
**Fewest 2nd Half:** 25 vs. Va. Tech, 1/16/08  
**Rebounds:** 54 vs. UMES, 11/26/06  
**Field Goals:** 43 vs. VMI, 11/16/08  
**Field Goal Attps.:** 79 vs. VMI, 11/16/08  
**Field Goal Pct.:** .547 (29-53) vs. Vermont, 11/11/07  
**3-Pt. FG:** 18 vs. Gonzaga, 1/3/07  
**3-Pt. FG Attempts:** 36 vs. Georgia Tech, 1/27/08  
**3-Point FG Pct.:** .625 (10-16) vs. Virginia Tech, 3/1/07  
**Free Throws:** 39 vs. Maryland, 1/16/07  
**FT Attempted:** 49 vs. Maryland, 1/16/07  
**Free Throw Pct.:** .964 (27-28) vs. American, 12/28/06  
**Assists:** 24 vs. Howard, 11/14/07  
 24 vs. VMI, 11/16/08  
**Steals:** 16 vs. NC State, 2/24/08  
**Blocks:** 12 vs. Longwood, 2/13/07  
**Most Turnovers:** 21 vs. Longwood, 12/7/07  
 21 vs. Hampton, 12/19/07  
**Least Turnovers:** 6 vs. Boston Coll., 1/19/08

### OPPONENT PLAYERS

**Points:** 32, K.C. Rivers Clemson, 2/7/08  
**Most 1st Half Points:** 17, Vincent Simpson Hampton, 12/19/07  
 17, Tyler Hansbrough UNC, 2/12/08  
**Most 2nd Half Points:** 23, Al Thornton Florida State, 2/17/07  
**Rebounds:** 16, Al Thornton Florida State, 2/17/07  
**Field Goals:** 12, Al Thornton Florida State, 2/17/07  
 12, K. C. Rivers Clemson, 2/7/08  
**Field Goal Attempts:** 23, Al Thornton Florida State, 2/17/07  
 23, Dominique Jones USE, 11/19/08  
**Field Goal Pct.:** .833 (5-6), Frank Hassell Old Dominion, (3/24/08)  
 .833 (5-6), Matt Salley Bradley, 3/26/08  
**3-Point Field Goals:** 8, K.C. Rivers Clemson, 2/7/08  
**3-Pt. FG Attempts:** 12, Jeremy Crouch Bradley, 3/26/08  
**3-Pt. FG Pct.:** .750 (6-8), Derek Raivio Gonzaga, 1/3/07  
**Free Throws Made:** 8, Ivan Radenovic Arizona, 11/12/06  
**FT Attempted:** 12, Gani Lawal Georgia Tech, 1/27/08  
**FT Pct.:** .875 (7-8), Kevin Anderson Richmond, 3/18/08  
**Assists:** 11, Cliff Hammonds Clemson, 2/7/08  
**Steals:** 4, six times Last by Willie Bell VMI, 11/16/08  
**Blocks:** 5, Kenny George UNC Asheville, 11/22/06  
 5, Maurice Sumter Longwood, 2/13/07

### OPPONENT TEAM

**Most Points:** 97, VMI, 11/16/08  
**Fewest Points:** 49, Longwood, 2/13/07  
**Most 1st Half:** 49, Arizona, 11/12/06  
**Fewest 1st Half:** 18, NC State, 2/24/08  
**Most 2nd Half:** 61, Gonzaga, 1/3/07  
**Fewest 2nd Half:** 20, Longwood, 2/13/07  
**Rebounds:** 47, Virginia Tech, 1/16/08  
**Field Goals:** 37, VMI, 11/16/08  
**Field Goal Attps.:** 79, VMI, 11/16/08  
**Field Goal Pct.:** .533 (32-60) Clemson, 2/7/08  
**3-Pt. FG:** 16, Clemson, 2/7/08  
**3-Pt. FG Attempts:** 39, Hartford, 12/30/07  
**3-Point FG Pct.:** .615 (16-26) Clemson, (2/7/08)  
**Free Throws:** 25, Gonzaga, 1/3/07  
**FT Attempted:** 29, Gonzaga, 1/3/07  
 Georgia Tech, 1/27/08  
**Free Throw Pct.:** .944 (17-18) American, 12/28/06  
**Assists:** 22, Clemson, 2/7/08  
**Steals:** 15, VMI, 11/16/08  
**Blocks:** 7, Longwood, 2/13/07  
**Most Turnovers:** 25, NC State, 2/24/08  
**Least Turnovers:** 6, Miami, 2/3/07

### RECORD AT JPJA

2006-07 to present 39 games..... 31-8

### LONGEST WIN STREAK

**12 games**  
from 1/16/07 vs. Maryland through 11/27/07 vs. Northwestern

### LONGEST LOSING STREAK

**3 games**  
from 1/27/08 vs. Georgia Tech through 2/12/08 vs. North Carolina

### MISCELLANEOUS

**Biggest Comeback:** 19 points vs. Arizona, 11/12/06  
**Biggest Lead Given up in a Loss:** 14 points vs. Bradley, 3/26/08  
**Largest Lead:** 45 points vs. Northwestern, 11/27/07  
**Biggest Deficit:** 38 points vs. Clemson, 2/7/08  
**Largest Margin of Victory:** 42 points, vs. Northwestern, 11/27/07  
**Largest Margin of Defeat:** 31 points, vs. Clemson, 2/7/08  
**Overtime Games (Record):** 3 (1-2)  
 Last: 82-92 loss vs. Georgia Tech, 1/27/08



# CALVIN BAKER

# #4

Junior • Guard • 6-2 • 186 • Newport News, Va. • Woodside H.S. • William & Mary

## 2008-09 SEASON:

- One of Virginia's tri-captains this season
- Assisted Sylven Landesberg's go-ahead layup with 13 seconds remaining against USF
- Had a career-high seven assists and tied a career high with four steals vs. VMI
- Had four points and four rebounds in the exhibition vs. Shepherd

## SINGLE GAME BESTS (at Virginia)

### POINTS

Season: 4 vs. VMI (11/16/08)  
 Career: 17 at Maryland (1/30/08)  
 ACC: 17 at Maryland (1/30/08)

### REBOUNDS

Season: 5 vs. VMI (11/16/08)  
 Career: 8 vs. Howard (11/14/07)  
 ACC: 7 at Georgia Tech (3/3/08)

### FG MADE

Season: 2 vs. VMI (11/16/08)  
 Career: 7 vs. Duke (3/5/08)  
 ACC: 7 vs. Duke (3/5/08)

### FG ATTEMPTS

Season: 5 vs. USF (11/19/08)  
 Career: 15 vs. Duke (3/5/08)  
 ACC: 15 vs. Duke (3/5/08)

### 3 PT FG MADE

Season: --  
 Career: 4 vs. Northwestern (11/27/07)  
 ACC: 3 on three occasions

### 3 PT FG ATTEMPTS

Season: 1 vs. VMI (11/16/08), vs. USF (11/19/08)  
 Career: 7 vs. Syracuse (12/5/07), vs. Ga Tech (1/27/08)  
 ACC: 7 vs. Georgia Tech (1/27/08)

### FT MADE

Season: 1 vs. USF (11/19/08)  
 Career: 5 at Miami (3/1/08)  
 ACC: 5 at Miami (3/1/08)

### FT ATTEMPTS

Season: 4 vs. USF (11/19/08)  
 Career: 6 at Miami (3/1/08)  
 ACC: 6 at Miami (3/1/08)

### ASSISTS

Season: 7 vs. VMI (11/16/08)  
 Career: 7 vs. VMI (11/16/08)  
 ACC: 5 at Boston College (2/17/08)

### TURNOVERS

Season: 5 vs. VMI (11/16/08)  
 Career: 5 vs. Duke (3/5/08), vs. VMI (11/16/08)  
 ACC: 5 vs. Duke (3/5/08)

### BLOCKS

Season: --  
 Career: 2 vs. North Carolina (2/12/08)  
 ACC: 2 vs. North Carolina (2/12/08)

### STEALS

Season: 4 vs. VMI (11/16/08)  
 Career: 4 at Ga Tech (3/3/08), vs. VMI (11/16/08)  
 ACC: 4 at Georgia Tech (3/3/08)

### MINUTES

Season: 21 vs. VMI (11/16/08)  
 Career: 34 at Florida State (1/23/08)  
 ACC: 34 at Florida State (1/23/08)

## 2008-09 GAME-BY GAME:


Opponent	GP-GS	FG-FGA	3FG-3FGA	FT-FTA	Off-Def	Total	A	TO	Blk	Stl	PF	Min	Pts
VMI	1-1	2-4	0-1	0-0	1-4	5	7	5	0	4	1	21	4
USF	2-2	1-5	0-1	1-4	1-0	1	2	1	0	0	1	17	3

## CAREER STATISTICS (at Virginia)

Year	G-GS	Min-Avg.	FG-FGA	Pct.	3FG-3FGA	Pct.	FT-FTA	Pct.	Off-Def.	Reb-Avg.	PF-DQ	Ast	TO	Blk	Stl	Pts-Avg
2006-07	Did not play after transferring															
ACC																
2007-08	33-8	835-25.3	103-247	.417	41-110	.373	37-55	.673	19-67	86-2.6	62-0	79	57	5	29	284-8.6
ACC	16-8	448-28.0	55-133	.414	20-53	.377	24-32	.750	9-37	46-2.9	30-0	34	29	4	19	154-9.6
2008-09	2-2	38-19.0	3-9	.333	0-2	.000	1-4	.250	2-4	6-3.0	2-0	9	6	0	4	7-3.5
ACC																
<b>CAREER</b>	<b>35-10</b>	<b>873-24.9</b>	<b>106-256</b>	<b>.414</b>	<b>41-112</b>	<b>.366</b>	<b>38-59</b>	<b>.644</b>	<b>21-71</b>	<b>92-2.6</b>	<b>64-0</b>	<b>88</b>	<b>63</b>	<b>5</b>	<b>33</b>	<b>291-8.3</b>
ACC	16-8	448-28.0	55-133	.414	20-53	.377	24-32	.750	9-37	46-2.9	30-0	34	29	4	19	154-9.6







# MAMADI DIANE

# #24

Senior • Guard/Forward • 6-5 • 204 • Potomac, Md. • DeMatha Catholic H.S.

## 2008-09 SEASON:

- One of Virginia's tri-captains this season
- Dating back to last season, has scored in double figures in nine consecutive games
- Scored 13 points vs. USF
- Had 14 points and seven rebounds vs. VMI
- Scored 14 points in the exhibition vs. Shepherd

## SINGLE GAME BESTS

### POINTS

Season: 14 vs. VMI (11/16/08)  
 Career: 26 vs. Maryland (1/16/07)  
 ACC: 26 vs. Maryland (1/16/07)

### REBOUNDS

Season: 7 vs. VMI (11/16/08)  
 Career: 11 vs. Hampton (12/16/06)  
 ACC: 10 vs. Wake Forest (2/4/06)

### FG MADE

Season: 6 vs. VMI (11/16/08), vs. USF (11/19/08)  
 Career: 9 vs. Maryland (1/16/07)  
 ACC: 9 vs. Maryland (1/16/07)

### FG ATTEMPTS

Season: 15 vs. VMI (11/16/08)  
 Career: 17 vs. Georgia Tech (1/27/08)  
 ACC: 17 vs. Georgia Tech (1/27/08)

### 3 PT FG MADE

Season: --  
 Career: 6 vs. Northwestern (11/27/07)  
 ACC: 5 at Florida State (1/23/08)

### 3 PT FG ATTEMPTS

Season: 4 vs. VMI (11/16/08), vs. USF (11/19/08)  
 Career: 10 vs. Boston College (1/19/08)  
 ACC: 10 vs. Boston College (1/19/08)

### FT MADE

Season: 2 vs. VMI (11/16/08)  
 Career: 7 vs. Loyola (12/23/05), vs. UMES (11/26/06)  
 ACC: 6 vs. Maryland (1/16/07)

### FT ATTEMPTS

Season: 3 vs. VMI (11/16/08)  
 Career: 8 vs. Loyola (12/23/05)  
 ACC: 7 vs. Md (1/16/07), at VT (2/2/08)

### ASSISTS

Season: 1 vs. VMI (11/16/08), vs. USF (11/19/08)  
 Career: 4 vs. Loyola (12/23/05), at Md (1/30/08)  
 ACC: 4 at Maryland (1/30/08)

### TURNOVERS

Season: 2 vs. USF (11/19/08)  
 Career: 5 vs. Morgan St. (11/19/06), at GT (3/3/08)  
 ACC: 5 at Georgia Tech (3/3/08)

### BLOCKS

Season: 1 vs. VMI (11/16/08)  
 Career: 3 vs. Liberty (11/18/05), at Arizona (11/17/07)  
 ACC: 2 on 4 occasions

### STEALS

Season: 1 vs. VMI (11/16/08)  
 Career: 4 vs. Maryland (1/16/07)  
 ACC: 4 vs. Maryland (1/16/07)

### MINUTES


Season: 30 vs. USF (11/19/08)  
 Career: 42 vs. Georgia Tech (1/27/08)  
 ACC: 42 vs. Georgia Tech (1/27/08)

## 2008-09 GAME-BY-GAME:

Opponent	GP-GS	FG-FGA	3FG-3FGA	FT-FTA	Off-Def	Total	A	TO	Blk	Stl	PF	Min	Pts
VMI	1-1	6-15	0-4	2-3	5-2	7	1	0	1	1	3	27	14
USF	2-2	6-14	0-4	1-2	1-2	3	1	2	0	0	3	30	13

## CAREER STATISTICS

Year	G-GS	Min-Avg.	FG-FGA	Pct.	3FG-3FGA	Pct.	FT-FTA	Pct.	Off-Def.	Reb-Avg.	PF-DQ	Ast	TO	Blk	Stl	Pts-Avg
2005-06	30-11	668-22.3	65-193	.337	16-66	.242	35-43	.814	33-79	112-3.7	42-0	32	36	11	22	181-6.0
ACC	16-1	321-20.1	31-94	.330	7-36	.194	12-15	.800	20-39	59-3.7	22-0	17	17	3	10	81-5.1
2006-07	32-32	883-27.6	111-251	.442	42-120	.350	43-57	.754	34-78	112-3.5	61-3	38	42	13	26	307-9.6
ACC	16-16	446-27.9	49-132	.371	18-64	.281	18-27	.667	17-37	54-3.4	32-2	18	21	8	15	134-8.4
2007-08	33-22	950-28.8	131-303	.432	60-145	.414	67-99	.677	55-91	146-4.4	72-0	37	59	22	20	389-11.8
ACC	16-8	482-30.1	60-160	.375	24-70	.343	40-60	.667	35-41	76-4.8	36-0	15	28	7	8	184-11.5
2008-09	2-2	57-28.5	12-29	.414	0-8	.000	3-5	.600	6-4	10-5.0	6-0	2	2	1	1	27-13.5
ACC																
<b>CAREER</b>	<b>97-67</b>	<b>2558-26.4</b>	<b>319-776</b>	<b>.411</b>	<b>118-339</b>	<b>.348</b>	<b>148-204</b>	<b>.725</b>	<b>128-252</b>	<b>380-3.9</b>	<b>181-3</b>	<b>109</b>	<b>139</b>	<b>47</b>	<b>69</b>	<b>904-9.3</b>
ACC	48-25	1249-26.0	140-386	.363	49-170	.288	70-102	.686	72-117	189-3.9	90-2	50	66	18	33	399-8.3



# MUSTAPHA FARRAKHAN

# #2

Sophomore • Guard • 6-4 • 179 • Harvey, Ill. • Thornton Township H.S.

## 2008-09 SEASON:

- Made first career start vs. VMI and had two points
- Had nine points and five assists in the exhibition vs. Shepherd

## SINGLE GAME BESTS

### POINTS

Season: 2 vs VMI (11/16/08)  
 Career: 4 vs. Howard (11/14/07)  
 ACC: 3 vs. Georgia Tech (1/27/08)

### REBOUNDS

Season: --  
 Career: 4 at Maryland (1/30/08)  
 ACC: 4 at Maryland (1/30/08)

### FG MADE

Season: 1 vs VMI (11/16/08)  
 Career: 2 vs. Howard (11/14/07)  
 ACC: 1 vs. Georgia Tech (1/27/08)

### FG ATTEMPTS

Season: 5 vs VMI (11/16/08)  
 Career: 6 vs. Howard (11/14/07)  
 ACC: 5 vs. Georgia Tech (1/27/08)

### 3 PT FG MADE

Season: --  
 Career: 1 at Xavier (1/3/08), vs. Ga Tech (1/27/08)  
 ACC: 1 vs. Georgia Tech (1/27/08)

### 3 PT FG ATTEMPTS

Season: 1 vs VMI (11/16/08)  
 Career: 3 vs. Georgia Tech (1/27/08)  
 ACC: 3 vs. Georgia Tech (1/27/08)

### FT MADE

Season: --  
 Career: 1 at Maryland (1/30/08)  
 ACC: 1 at Maryland (1/30/08)

### FT ATTEMPTS

Season: --  
 Career: 2 vs. Hartford (12/30/07), at Md (1/30/08)  
 ACC: 2 at Maryland (1/30/08)

### ASSISTS

Season: --  
 Career: 1 on five occasions  
 ACC: 1 vs. Georgia Tech (1/27/08)

### TURNOVERS

Season: 2 vs VMI (11/16/08)  
 Career: 3 at Penn (11/23/07)  
 ACC: 2 vs. Clemson (2/7/08)

### BLOCKS

Season: --  
 Career: --  
 ACC: --

### STEALS

Season: --  
 Career: 1 vs. Howard (11/14/07), at Xavier (1/3/08)  
 ACC: --

### MINUTES


Season: 11 vs VMI (11/16/08)  
 Career: 12 at Md (1/30/08), vs. Clemson (2/7/08)  
 ACC: 12 at Md (1/30/08), vs. Clemson (2/7/08)

## 2008-09 GAME-BY-GAME:

Opponent	GP-GS	FG-FGA	3FG-3FGA	FT-FTA	Off-Def	Total	A	TO	Blk	Stl	PF	Min	Pts
VMI	1-1	1-5	0-1	0-0	0-0	0	0	2	0	0	0	11	2
USF	2-2	0-0	0-0	0-0	0-0	0	0	0	0	0	1	5	0

## CAREER STATISTICS

Year	G-GS	Min-Avg.	FG-FGA	Pct.	3FG-3FGA	Pct.	FT-FTA	Pct.	Off-Def.	Reb-Avg.	PF-DQ	Ast	TO	Blk	Stl	Pts-Avg
2007-08	19-0	115-6.1	7-38	.184	2-16	.125	1-5	.200	4-11	15-0.8	9-0	5	12	0	2	17-0.9
ACC	6-0	43-7.2	1-13	.077	1-7	.143	1-3	.333	2-4	6-1.0	3-0	1	3	0	0	4-0.7
2008-09	2-2	16-8.0	1-5	.200	0-1	.000	0-0	.000	0-0	0-0.0	1-0	0	2	0	0	2-1.0
ACC																
<b>CAREER</b>	<b>21-2</b>	<b>131-6.2</b>	<b>8-43</b>	<b>.186</b>	<b>2-17</b>	<b>.118</b>	<b>1-5</b>	<b>.200</b>	<b>4-11</b>	<b>15-0.7</b>	<b>10-0</b>	<b>5</b>	<b>14</b>	<b>0</b>	<b>2</b>	<b>19-0.9</b>
ACC	6-0	43-7.2	1-13	.077	1-7	.143	1-3	.333	2-4	6-1.0	3-0	1	3	0	0	4-0.7



# JEFF JONES

# #23

Sophomore • Guard • 6-4 • 200 • Chester, Pa. • Monsignor Bonner H.S.

## 2008-09 SEASON:

- Scored three points vs. USF
- Had eight points and three rebounds vs. VMI
- Had 18 points and five rebounds in the exhibition vs. Shepherd

## SINGLE GAME BESTS

### POINTS

Season: 8 vs. VMI (11/16/08)  
 Career: 26 vs. Bradley (3/26/08)  
 ACC: 9 vs. NC State (2/24/08)

### REBOUNDS

Season: 3 vs. VMI (11/16/08)  
 Career: 6 vs. Vermont (11/11/07)  
 ACC: 4 at WF (2/9/08), vs. Duke (3/5/08)

### FG MADE

Season: 3 vs. VMI (11/16/08)  
 Career: 9 vs. Bradley (3/26/08)  
 ACC: 4 vs. NCSU (2/24/08)

### FG ATTEMPTS

Season: 8 vs. VMI (11/16/08), vs. USF (11/19/08)  
 Career: 14 vs. Bradley (3/26/08)  
 ACC: 8 vs. NCSU (2/24/08), vs. GT (3/13/08)

### 3 PT FG MADE

Season: 2 vs. VMI (11/16/08)  
 Career: 6 vs. Bradley (3/26/08)  
 ACC: 1 on three occasions

### 3 PT FG ATTEMPTS

Season: 5 vs. VMI (11/16/08), vs. USF (11/19/08)  
 Career: 8 vs. Bradley (3/26/08)  
 ACC: 4 vs. Georgia Tech (3/13/08)

### FT MADE

Season: --  
 Career: 4 vs. N'western (11/27/07), vs. Hartford (12/30/07)  
 ACC: 2 on four occasions

### FT ATTEMPTS

Season: --  
 Career: 5 vs. N'western (11/27/07), vs. Hartford (12/30/07)  
 ACC: 3 vs. Georgia Tech (3/13/08)

### ASSISTS

Season: 2 vs. VMI (11/16/08)  
 Career: 4 at Boston College (2/17/08)  
 ACC: 4 at Boston College (2/17/08)

### TURNOVERS

Season: 1 vs. VMI (11/16/08)  
 Career: 4 vs. Longwood (12/7/07)  
 ACC: 3 at Duke (1/13/08)

### BLOCKS

Season: 1 vs. VMI (11/16/08)  
 Career: 1 on five occasions  
 ACC: 1 at Boston College (2/17/08)

### STEALS

Season: 1 vs. VMI (11/16/08)  
 Career: 3 vs. Howard (11/14/07)  
 ACC: 1 on five occasions

### MINUTES

Season: 27 vs. VMI (11/16/08)  
 Career: 31 vs. Bradley (3/26/08)  
 ACC: 22 vs. Georgia Tech (3/13/08)


## 2008-09 GAME-BY-GAME:

Opponent	GP-GS	FG-FGA	3FG-3FGA	FT-FTA	Off-Def	Total	A	TO	Blk	Stl	PF	Min	Pts
VMI	1-0	3-8	2-5	0-0	0-3	3	2	1	1	1	0	27	8
USF	2-0	1-8	1-5	0-0	0-0	0	1	0	0	0	2	15	3

## CAREER STATISTICS

Year	G-GS	Min-Avg.	FG-FGA	Pct.	3FG-3FGA	Pct.	FT-FTA	Pct.	Off-Def.	Reb-Avg.	PF-DQ	Ast	TO	Blk	Stl	Pts-Avg
2007-08	33-25	494-15.0	55-151	.364	16-51	.314	33-47	.702	15-45	60-1.8	46-0	17	41	4	10	159-4.8
ACC	16-8	193-12.1	12-51	.235	2-14	.143	10-14	.714	6-14	20-1.3	20-0	8	16	1	5	36-2.3
2008-09	2-0	42-21.0	4-16	.250	3-10	.300	0-0	.000	0-3	3-1.5	2-0	3	1	1	1	11-5.5
ACC																
<b>CAREER</b>	<b>35-25</b>	<b>536-15.3</b>	<b>59-167</b>	<b>.353</b>	<b>19-61</b>	<b>.311</b>	<b>33-47</b>	<b>.702</b>	<b>15-48</b>	<b>63-1.8</b>	<b>48-0</b>	<b>20</b>	<b>42</b>	<b>5</b>	<b>11</b>	<b>170-4.9</b>
ACC	16-8	193-12.1	12-51	.235	2-14	.143	10-14	.714	6-14	20-1.3	20-0	8	16	1	5	36-2.3





# JEROME MEYINSSE

# #55

Junior • Forward/Center • 6-9 • 245 • Baton Rouge, La. • McKinley H.S.

## 2008-09 SEASON:

- Made first career start vs. USF
- Had four points and five rebounds in the exhibition vs. Shepherd

## 2008-09 GAME-BY-GAME:

Opponent	GP-GS	FG-FGA	3FG-3FGA	FT-FTA	Off-Def	Total	A	TO	Blk	Stl	PF	Min	Pts
VMI	DNP												
USF	1-1	0-0	0-0	0-0	0-0	0	0	1	0	0	0	6	0

## SINGLE GAME BESTS

### POINTS

Season: --  
 Career: 12 vs. Elon (12/22/07)  
 ACC: 4 at Florida State (1/23/08)

### REBOUNDS

Season: --  
 Career: 9 vs. Hampton (12/19/07)  
 ACC: 3 vs. BC (1/19/08), at FSU (1/23/08)

### FG MADE

Season: --  
 Career: 5 vs. Elon (12/22/07)  
 ACC: 2 at Florida State (1/23/08)

### FG ATTEMPTS

Season: --  
 Career: 7 vs. Hampton (12/19/07)  
 ACC: 3 vs. Clemson (2/7/08)

### 3 PT FG MADE

Season: --  
 Career: --  
 ACC: --

### 3 PT FG ATTEMPTS

Season: --  
 Career: --  
 ACC: --

### FT MADE

Season: --  
 Career: 5 vs. UMES (11/26/06)  
 ACC: --

### FT ATTEMPTS

Season: --  
 Career: 6 vs. UMES (11/26/06)  
 ACC: 2 vs. Boston College (1/19/08)

### ASSISTS

Season: --  
 Career: 1 on three occasions  
 ACC: --

### TURNOVERS

Season: 1 vs. USF (11/19/08)  
 Career: 2 on three occasions  
 ACC: --

### BLOCKS

Season: --  
 Career: 2 vs. Richmond (3/18/08)  
 ACC: --

### STEALS


Season: --  
 Career: 2 vs. PR-Mayaguez (12/21/06)  
 ACC: 1 at Florida State (1/23/08)

### MINUTES

Season: 6 vs. USF (11/19/08)  
 Career: 22 vs. Hampton (12/19/07)  
 ACC: 14 at Florida State (1/23/08)

## CAREER STATISTICS

Year	G-GS	Min-Avg.	FG-FGA	Pct.	3FG-3FGA	Pct.	FT-FTA	Pct.	Off-Def.	Reb-Avg.	PF-DQ	Ast	TO	Blk	Stl	Pts-Avg
2006-07	15-0	100-6.7	4-11	.364	0-0	.000	9-13	.692	3-17	20-1.3	15-0	1	4	2	2	17-1.1
ACC	4-0	8-2.0	0-1	.000	0-0	.000	0-0	.000	0-0	0-0.0	3-0	0	0	0	0	0-0.0
2007-08	26-0	188-7.2	23-33	.697	0-0	.000	4-12	.333	18-31	49-1.9	36-0	2	7	3	3	50-1.9
ACC	13-0	77-5.9	7-11	.636	0-0	.000	0-2	.000	5-12	17-1.3	21-0	0	0	0	1	14-1.1
2008-09	1-1	6-6.0	0-0	.000	0-0	.000	0-0	.000	0-0	0-0.0	0-0	0	1	0	0	0-0.0
ACC																
<b>CAREER</b>	<b>42-1</b>	<b>294-7.0</b>	<b>27-44</b>	<b>.614</b>	<b>0-0</b>	<b>.000</b>	<b>13-25</b>	<b>.520</b>	<b>21-48</b>	<b>69-1.6</b>	<b>51-0</b>	<b>3</b>	<b>12</b>	<b>5</b>	<b>5</b>	<b>67-1.6</b>
ACC	17-0	85-5.0	7-12	.583	0-0	.000	0-2	.000	5-12	17-1.0	24-0	0	0	0	1	14-0.8



# MIKE SCOTT

# #32

Sophomore • Forward • 6-8 • 233 • Chesapeake, Va. • Hargrave Military Academy

### 2008-09 SEASON:

- Had 10 points and six rebounds vs. USF
- Set career highs with 26 points and 18 rebounds vs. VMI, including tying the school record with 10 offensive rebounds in the game
- The VMI game was his third career double-double
- Had 10 points and 14 rebounds in the exhibition vs. Shepherd

### SINGLE GAME BESTS

#### POINTS

Season: 26 vs. VMI (11/16/08)  
 Career: 26 vs. VMI (11/16/08)  
 ACC: 11 at Boston College (2/17/08)

#### REBOUNDS

Season: 18 vs. VMI (11/16/08)  
 Career: 18 vs. VMI (11/16/08)  
 ACC: 12 at Md (1/30/08), at BC (2/17/08)

#### FG MADE

Season: 11 vs. VMI (11/16/08)  
 Career: 11 vs. VMI (11/16/08)  
 ACC: 5 at Boston College (2/17/08)

#### FG ATTEMPTS

Season: 13 vs. VMI (11/16/08)  
 Career: 13 vs. VMI (11/16/08)  
 ACC: 11 at Boston College (2/17/08)

#### 3 PT FG MADE

Season: --  
 Career: 2 vs. Georgia Tech (3/13/08)  
 ACC: 2 vs. Georgia Tech (3/13/08)

#### 3 PT FG ATTEMPTS

Season: 1 vs. USF (11/19/08)  
 Career: 2 at BC (2/17/08), vs. GT (3/13/08)  
 ACC: 2 at BC (2/17/08), vs. GT (3/13/08)

#### FT MADE

Season: 4 vs. VMI (11/16/08)  
 Career: 5 vs. Drexel (11/20/07), at VT (2/2/08)  
 ACC: 5 at Virginia Tech (2/2/08)

#### FT ATTEMPTS

Season: 5 vs. VMI (11/16/08)  
 Career: 7 at Virginia Tech (2/2/08)  
 ACC: 7 at Virginia Tech (2/2/08)

#### ASSISTS

Season: 1 vs. USF (11/19/08)  
 Career: 2 at Miami (3/1/08), vs. ODU (3/24/08)  
 ACC: 2 at Miami (3/1/08)

#### TURNOVERS

Season: 4 vs. VMI (11/16/08)  
 Career: 4 vs. VMI (11/16/08)  
 ACC: 3 at Duke (1/13/08), at VT (2/2/08)

#### BLOCKS

Season: --  
 Career: 3 vs. Duke (3/5/08), vs. Richmond (3/18/08)  
 ACC: 3 vs. Duke (3/5/08)

#### STEALS

Season: 2 vs. USF (11/19/08)  
 Career: 3 at Penn (11/23/07)  
 ACC: 2 vs. UNC (2/12/08), at BC (2/17/08)

#### MINUTES

Season: 32 vs. USF (11/19/08)  
 Career: 32 vs. USF (11/19/08)  
 ACC: 29 at BC (2/17/08), vs. NCSU (2/24/08)


### 2008-09 GAME-BY-GAME:

Opponent	GP-GS	FG-FGA	3FG-3FGA	FT-FTA	Off-Def	Total	A	TO	Blk	Stl	PF	Min	Pts
VMI	1-1	11-13	0-0	4-5	10-8	18	0	4	0	1	2	30	26
USF	2-2	4-9	0-1	2-2	4-2	6	1	2	0	2	2	32	10

### CAREER STATISTICS

Year	G-GS	Min-Avg.	FG-FGA	Pct.	3FG-3FGA	Pct.	FT-FTA	Pct.	Off-Def.	Reb-Avg.	PF-DQ	Ast	TO	Blk	Stl	Pts-Avg
2007-08	32-21	579-18.1	63-143	.441	4-10	.400	52-74	.703	67-101	168-5.3	69-1	15	25	12	20	182-5.7
ACC	16-14	310-19.4	30-77	.390	1-4	.250	20-33	.606	30-50	80-5.0	39-1	6	15	5	8	81-5.1
2008-09	2-2	62-31.0	15-22	.682	0-1	.000	6-7	.857	14-10	24-12.0	4-0	1	6	0	3	36-18.0
ACC																
CAREER	34-23	641-18.9	78-165	.473	4-11	.364	58-81	.716	81-111	192-5.6	73-1	16	31	12	23	218-6.4
ACC	16-14	310-19.4	30-77	.390	1-4	.250	20-33	.606	30-50	80-5.0	39-1	6	15	5	8	81-5.1





# WILL SHERRILL

# #22

Sophomore • Forward • 6-9 • 221 • New York, N.Y. • Phillips Academy Andover

### 2008-09 SEASON:

- Played five minutes in the exhibition vs. Shepherd

### SINGLE GAME BESTS

#### POINTS

Season: --  
 Career: 3 vs. Longwood (12/7/07)  
 ACC: --

#### REBOUNDS

Season: --  
 Career: 2 at Xavier (1/3/08)  
 ACC: --

#### FG MADE

Season: --  
 Career: 1 on three occasions  
 ACC: --

#### FG ATTEMPTS

Season: --  
 Career: 1 on three occasions  
 ACC: --

#### 3 PT FG MADE

Season: --  
 Career: 1 vs. Longwood (12/7/07)  
 ACC: --

#### 3 PT FG ATTEMPTS

Season: --  
 Career: 1 vs. Longwood (12/7/07)  
 ACC: --

#### FT MADE

Season: --  
 Career: --  
 ACC: --

#### FT ATTEMPTS

Season: --  
 Career: --  
 ACC: --

#### ASSISTS

Season: --  
 Career: 1 vs. Elon (12/22/07)  
 ACC: --

#### TURNOVERS

Season: --  
 Career: --  
 ACC: --

#### BLOCKS

Season: --  
 Career: --  
 ACC: --

#### STEALS

Season: --  
 Career: 1 vs. Northwestern (11/27/07)  
 ACC: --

#### MINUTES

Season: --  
 Career: 3 at Xavier (1/3/08)  
 ACC: 1 vs. Clemson (2/7/08)

### 2008-09 GAME-BY-GAME:

Opponent	GP-GS	FG-FGA	3FG-3FGA	FT-FTA	Off-Def	Total	A	TO	Blk	Stl	PF	Min	Pts
VMI	DNP												
USF	DNP												

### CAREER STATISTICS

Year	G-GS	Min-Avg.	FG-FGA	Pct.	3FG-3FGA	Pct.	FT-FTA	Pct.	Off-Def.	Reb-Avg.	PF-DQ	Ast	TO	Blk	Stl	Pts-Avg
2007-08	7-0	12-1.7	3-3	1.000	1-1	1.000	0-0	.000	1-2	3-0.4	3-0	1	0	0	1	7-1.0
ACC	1-0	1-1.0	0-0	.000	0-0	.000	0-0	.000	0-0	0-0.0	0-0	0	0	0	0	0-0.0
2008-09	0-0															
ACC																
<b>CAREER</b>	7-0	12-1.7	3-3	1.000	1-1	1.000	0-0	.000	1-2	3-0.4	3-0	1	0	0	1	7-1.0
ACC	1-0	1-1.0	0-0	.000	0-0	.000	0-0	.000	0-0	0-0.0	0-0	0	0	0	0	0-0.0





# TUNJI SOROYE

# #21

Senior • Center • 6-11 • 252 • Dugbe Ibadan, Nigeria • Montrose Christian School

## 2008-09 SEASON:

- One of Virginia's tri-captains this season
- Had three points, six rebounds and two blocks vs. USF
- Had two points and one rebound in the exhibition vs. Shepherd

## SINGLE GAME BESTS

### POINTS

Season: 3 vs. USF (11/19/08)  
 Career: 12 vs. Fordham (12/7/05)  
 ACC: 6 on three occasions

### REBOUNDS

Season: 6 vs. USF (11/19/08)  
 Career: 11 vs. Maryland (2/6/07)  
 ACC: 11 vs. Maryland (2/6/07)

### FG MADE

Season: 1 vs. USF (11/19/08)  
 Career: 4 vs. Fordham (12/7/05), vs. Albany (3/16/07)  
 ACC: 3 vs. Florida State (1/11/06)

### FG ATTEMPTS

Season: 1 vs. USF (11/19/08)  
 Career: 8 vs. Albany (3/16/07)  
 ACC: 5 vs. Florida State (1/11/06)

### 3 PT FG MADE

Season: --  
 Career: --  
 ACC: --

### 3 PT FG ATTEMPTS

Season: --  
 Career: --  
 ACC: --

### FT MADE

Season: 1 vs. USF (11/19/08)  
 Career: 4 on three occasions  
 ACC: 4 vs. Clemson (1/7/06)

### FT ATTEMPTS

Season: 2 vs. USF (11/19/08)  
 Career: 6 vs. Fordham (12/7/05)  
 ACC: 5 vs. Florida State (2/17/07)

### ASSISTS

Season: --  
 Career: 1 on 13 occasions  
 ACC: 1 on eight occasions

### TURNOVERS

Season: 1 vs. USF (11/19/08)  
 Career: 4 at Virginia Tech (1/15/06)  
 ACC: 4 at Virginia Tech (1/15/06)

### BLOCKS

Season: 2 vs. USF (11/19/08)  
 Career: 5 vs. Duke (3/11/05)  
 ACC: 5 vs. Duke (3/11/05)

### STEALS

Season: 1 vs. USF (11/19/08)  
 Career: 2 on three occasions  
 ACC: 2 vs. UNC (1/19/06), at FSU (2/18/06)

### MINUTES


Season: 15 vs. USF (11/19/08)  
 Career: 33 vs. Clemson (1/7/06)  
 ACC: 33 vs. Clemson (1/7/06)

## 2008-09 GAME-BY-GAME:

Opponent	GP-GS	FG-FGA	3FG-3FGA	FT-FTA	Off-Def	Total	A	TO	Blk	Stl	PF	Min	Pts
VMI	DNP												
USF	1-0	1-1	0-0	1-2	3-3	6	0	1	2	1	1	15	3

## CAREER STATISTICS

Year	G-GS	Min-Avg.	FG-FGA	Pct.	3FG-3FGA	Pct.	FT-FTA	Pct.	Off-Def.	Reb-Avg.	PF-DQ	Ast	TO	Blk	Stl	Pts-Avg
2004-05	21-2	120-5.7	4-10	.400	0-0	.000	4-7	.571	7-21	28-1.3	18-0	2	3	15	1	12-0.6
ACC	12-0	72-6.0	4-5	.800	0-0	.000	2-4	.500	4-12	16-1.3	14-0	2	2	8	1	10-0.8
2005-06	30-23	553-18.4	21-51	.412	0-0	.000	13-19	.684	36-70	106-3.5	88-7	4	38	37	10	55-1.8
ACC	16-16	290-18.1	9-26	.346	0-0	.000	6-9	.667	18-33	51-3.2	49-4	2	19	15	6	24-1.5
2006-07	28-11	391-14.0	18-35	.514	0-0	.000	24-39	.615	35-54	89-3.2	46-0	7	20	26	7	60-2.1
ACC	16-6	252-15.8	12-19	.632	0-0	.000	10-23	.435	27-30	57-3.6	29-0	4	10	14	2	34-2.1
2007-08	2-0	8-4.0	0-1	.000	0-0	.000	1-2	.500	2-1	3-1.5	2-0	0	2	0	0	1-0.5
ACC	0-0															
2008-09	1-0	15-15.0	1-1	1.000	0-0	.000	1-2	.500	3-3	6-6.0	1-0	0	1	2	1	3-3.0
ACC																
<b>CAREER</b>	<b>82-36</b>	<b>1087-13.3</b>	<b>44-98</b>	<b>.449</b>	<b>0-0</b>	<b>.000</b>	<b>43-69</b>	<b>.623</b>	<b>83-149</b>	<b>232-2.8</b>	<b>155-7</b>	<b>13</b>	<b>64</b>	<b>80</b>	<b>19</b>	<b>131-1.6</b>
ACC	44-22	614-14.0	25-50	.500	0-0	.000	18-36	.500	49-75	124-2.8	92-4	8	31	37	9	68-1.5



# SOLOMON TAT

# #45

Junior • Guard/Forward • 6-5 • 223 • Jos Plateau, Nigeria • Community Christian School

## 2008-09 SEASON:

- Had three rebounds in the exhibition vs. Shepherd

## SINGLE GAME BESTS

### POINTS

Season: --  
 Career: 12 at Xavier (1/3/08)  
 ACC: 8 at Virginia Tech (2/10/07)

### REBOUNDS

Season: --  
 Career: 6 at Virginia Tech (2/10/07)  
 ACC: 6 at Virginia Tech (2/10/07)

### FG MADE

Season: --  
 Career: 3 at Virginia Tech (2/10/07), at Xavier (1/3/08)  
 ACC: 3 at Virginia Tech (2/10/07)

### FG ATTEMPTS

Season: --  
 Career: 9 at Virginia Tech (2/10/07)  
 ACC: 9 at Virginia Tech (2/10/07)

### 3 PT FG MADE

Season: --  
 Career: --  
 ACC: --

### 3 PT FG ATTEMPTS

Season: --  
 Career: 1 on five occasions  
 ACC: 1 on three occasions

### FT MADE

Season: --  
 Career: 6 at Xavier (1/3/08)  
 ACC: 2 on four occasions

### FT ATTEMPTS

Season: --  
 Career: 9 at Xavier (1/3/08)  
 ACC: 2 on five occasions

### ASSISTS

Season: --  
 Career: 5 vs. Gonzaga (1/3/07)  
 ACC: 2 at Clemson (1/28/07), at Wake (3/3/07)

### TURNOVERS

Season: --  
 Career: 2 on four occasions  
 ACC: 2 vs. Maryland (1/16/07), at Duke (1/13/08)

### BLOCKS

Season: --  
 Career: 1 vs. Longwood (2/13/07)  
 ACC: --

### STEALS

Season: --  
 Career: 2 vs. Stanford (1/7/07), vs. Md. (1/16/07)  
 ACC: 2 vs. Maryland (1/16/07)

### MINUTES


Season: --  
 Career: 23 at Virginia Tech (2/10/07)  
 ACC: 23 at Virginia Tech (2/10/07)

## 2008-09 GAME-BY GAME:

Opponent	GP-GS	FG-FGA	3FG-3FGA	FT-FTA	Off-Def	Total	A	TO	Blk	Stl	PF	Min	Pts
VMI	DNP												
USF	DNP												

## CAREER STATISTICS

Year	G-GS	Min-Avg.	FG-FGA	Pct.	3FG-3FGA	Pct.	FT-FTA	Pct.	Off-Def.	Reb-Avg.	PF-DQ	Ast	TO	Blk	Stl	Pts-Avg
2006-07	20-0	165-8.3	14-40	.350	0-3	.000	12-19	.632	7-25	32-1.6	24-0	13	8	1	8	40-2.0
ACC	13-0	107-8.2	8-25	.320	0-1	.000	5-5	1.000	5-16	21-1.6	17-0	6	4	0	5	21-1.6
2007-08	15-0	100-6.7	11-24	.458	0-2	.000	13-17	.765	4-16	20-1.3	6-0	5	6	0	3	35-2.3
ACC	9-0	68-7.6	7-15	.467	0-2	.000	5-6	.833	1-12	13-1.4	4-0	3	4	0	3	19-2.1
2008-09	0-0															
ACC																
<b>CAREER</b>	<b>35-0</b>	<b>265-7.6</b>	<b>25-64</b>	<b>.391</b>	<b>0-5</b>	<b>.000</b>	<b>25-36</b>	<b>.694</b>	<b>11-41</b>	<b>52-1.5</b>	<b>30-0</b>	<b>18</b>	<b>14</b>	<b>1</b>	<b>11</b>	<b>75-2.1</b>
ACC	22-0	175-8.0	15-40	.375	0-3	.000	10-11	.909	6-28	34-1.5	21-0	9	8	0	8	40-1.8



# JAMIL TUCKER

# #12

Junior • Forward • 6-9 • 241 • Gary, Ind. • West Side H.S.

## 2008-09 SEASON:

- Had a career-high 15 points and a team-high seven rebounds vs. USF
- Scored 14 points vs. VMI
- Had seven points in the exhibition vs. Shepherd

## SINGLE GAME BESTS

### POINTS

Season: 15 vs. USF (11/19/08)  
 Career: 15 vs. USF (11/19/08)  
 ACC: 14 at Miami (3/1/08)

### REBOUNDS

Season: 7 vs. USF (11/19/08)  
 Career: 9 at BC (1/13/07), at WF (2/9/08)  
 ACC: 9 at BC (1/13/07), at WF (2/9/08)

### FG MADE

Season: 6 vs. VMI (11/16/08)  
 Career: 6 vs. VMI (11/16/08)  
 ACC: 5 vs. Maryland (3/9/08)

### FG ATTEMPTS

Season: 8 vs. VMI (11/16/08), vs. USF (11/19/08)  
 Career: 10 at WF (2/9/08), vs. ODU (3/24/08)  
 ACC: 10 at Wake Forest (2/9/08)

### 3 PT FG MADE

Season: 2 vs. USF (11/19/08)  
 Career: 3 on six occasions  
 ACC: 3 on four occasions

### 3 PT FG ATTEMPTS

Season: 3 vs. USF (11/19/08)  
 Career: 8 vs. Old Dominion (3/24/08)  
 ACC: 7 at Wake Forest (2/9/08)

### FT MADE

Season: 5 vs. USF (11/19/08)  
 Career: 5 vs. Hampton (12/19/07), vs. USF (11/19/08)  
 ACC: 3 vs. Md (1/16/07), at Miami (3/1/08)

### FT ATTEMPTS

Season: 8 vs. USF (11/19/08)  
 Career: 8 vs. USF (11/19/08)  
 ACC: 4 on three occasions

### ASSISTS

Season: 1 vs. USF (11/19/08)  
 Career: 2 on four occasions  
 ACC: 2 on three occasions

### TURNOVERS

Season: 2 vs. VMI (11/16/08)  
 Career: 3 vs. Wake Forest (1/21/07)  
 ACC: 3 vs. Wake Forest (1/21/07)

### BLOCKS

Season: 1 vs. VMI (11/16/08), vs. USF (11/19/08)  
 Career: 2 on five occasions  
 ACC: 2 vs. VT (1/16/08), vs. GT (3/13/08)

### STEALS

Season: 1 vs. USF (11/19/08)  
 Career: 2 vs. Old Dominion (3/24/08)  
 ACC: 1 on five occasions

### MINUTES

Season: 27 vs. USF (11/19/08)  
 Career: 30 at Wake Forest (2/9/08)  
 ACC: 30 at Wake Forest (2/9/08)

## 2008-09 GAME-BY-GAME:

Opponent	GP-GS	FG-FGA	3FG-3FGA	FT-FTA	Off-Def	Total	A	TO	Blk	Stl	PF	Min	Pts
VMI	1-0	6-8	0-1	2-4	0-3	3	0	2	1	0	2	17	14
USF	2-0	4-8	2-3	5-8	0-7	7	1	0	1	1	0	27	15

## CAREER STATISTICS

Year	G-GS	Min-Avg.	FG-FGA	Pct.	3FG-3FGA	Pct.	FT-FTA	Pct.	Off-Def.	Reb-Avg.	PF-DQ	Ast	TO	Blk	Stl	Pts-Avg
2006-07	29-0	291-10.0	32-73	.438	21-43	.488	15-27	.556	16-44	60-2.1	39-0	3	19	6	3	100-3.4
ACC	13-0	113-8.7	15-32	.469	11-19	.579	8-13	.615	7-20	27-2.1	20-0	0	9	0	1	49-3.8
2007-08	31-3	483-15.6	57-133	.429	31-84	.369	17-24	.708	19-84	103-3.3	62-0	17	21	12	7	162-5.2
ACC	16-2	256-16.0	32-75	.427	18-45	.400	9-14	.643	14-44	58-3.6	26-0	11	11	3	4	91-5.7
2008-09	2-0	44-22.0	10-16	.625	2-4	.500	7-12	.583	0-10	10-5.0	2-0	1	2	2	1	29-14.5
ACC																
<b>CAREER</b>	<b>62-3</b>	<b>818-13.2</b>	<b>99-222</b>	<b>.446</b>	<b>54-131</b>	<b>.412</b>	<b>39-63</b>	<b>.619</b>	<b>35-138</b>	<b>173-2.8</b>	<b>103-0</b>	<b>21</b>	<b>42</b>	<b>20</b>	<b>11</b>	<b>291-4.7</b>
ACC	29-2	369-12.7	47-107	.439	29-64	.453	17-27	.630	21-64	85-2.9	46-0	11	20	3	5	140-4.8



**The Automated ScoreBook**  
**Virginia Season Schedule/Results & Leaders (as of Nov 19, 2008)**  
**All games**

<b>RECORD:</b>	<b>OVERALL</b>	<b>HOME</b>	<b>AWAY</b>	<b>NEUTRAL</b>
ALL GAMES	2-0	2-0	0-0	0-0
CONFERENCE	0-0	0-0	0-0	0-0
NON-CONFERENCE	2-0	2-0	0-0	0-0

<b>Date</b>	<b>Opponent</b>	<b>Score</b>	<b>Att. High Points</b>	<b>High Rebounds</b>
11/16/08	VMI	W 107-97	9955 (28)Sylvn Landesberg	(18)Mike Scott
11/19/08	USF	W 77-75	8810 (21)Sylvn Landesberg	(7)Jamil Tucker

\* - Conference game

<b>Attendance Summary</b>	<b>Games</b>	<b>Attend</b>	<b>Avg/Game</b>
Home	2	18765	9382
Away	0	0	0
Neutral	0	0	0
Total	2	18765	9382

**The Automated ScoreBook**  
**Virginia Game-by-Game Points-Rebounds-Assists (as of Nov 19, 2008)**  
**All games**

Opponent	Date	Score		02	04	12	13	15	21	23
				FARRAKHAN, BAKER,CALV	TUCKER,JAM	ZEGLINSKI, LANDESBERG	SOROYE,TUN	JONES,JEFF		
VMI	11/16/08	107-97	w	2-0-0	4-5-7	14-3-0	11-4-6	28-8-8	DNP	8-3-2
USF	11/19/08	77-75	w	0-0-0	3-1-2	15-7-1	9-5-4	21-4-0	3-6-0	3-0-1

Opponent	Date	Score		24	32	55
				DIANE,MAMA	SCOTT,MIKE	MEYINSSE,J
VMI	11/16/08	107-97	w	14-7-1	26-18-0	DNP
USF	11/19/08	77-75	w	13-3-1	10-6-1	0-0-0

**The Automated ScoreBook**  
**Virginia Team Game-by-Game Comparison (as of Nov 19, 2008)**  
**All games**

Opponent	1st	2nd	Score	Mar	Total FG	FG Pct	3-Pointers	3FG Pct	Free Throws	FT Pct	Rebounds	Assist	T/Over	Block	Steal	Fouls
VMI	51/45	56/52	107-97	+10	43-79/37-79	.544/.468	3-16/9-31	.188/.290	18-28/14-15	.643/.933	50/35 +15	24/17	20/19	4/3	12/15	14/28
USF	34/34	43/41	77-75	+2	27-67/32-65	.403/.492	5-19/5-15	.263/.333	18-28/6-12	.643/.500	39/39 -	10/13	10/14	3/4	8/2	15/19

Note: Game totals are displayed in the format TEAM/OPPONENT for each category

**The Automated ScoreBook**  
**Virginia Game-by-Game Highs (as of Nov 19, 2008)**  
**All games**

<b>Opponent</b>	<b>Date</b>	<b>Score</b>	<b>Points</b>	<b>Rebounds</b>	<b>Assists</b>	<b>Steals</b>	<b>Blocked shots</b>
VMI	11/16/08	107-97	28-Sylven Landesberg	18-Mike Scott	8-Sylven Landesberg	4-Calvin Baker	1-Sammy Zeglinski Mamadi Diane Jamil Tucker Jeff Jones
USF	11/19/08	77-75	21-Sylven Landesberg	7-Jamil Tucker	4-Sammy Zeglinski	3-Sylven Landesberg	2-Tunji Soroye



**The Automated ScoreBook**  
**Virginia Team Game-by-Game (as of Nov 19, 2008)**  
**All games**

TEAM STATISTICS

Opponent	Date	Score		Total		3-Pointers		Free throws		Rebounds				pf	a	t/o	blk	stl	pts	avg
				fg-fga	pct	3fg-fga	pct	ft-fta	pct	off	def	tot	avg							
VMI	11/16/08	107-97	W	43-79	.544	3-16	.188	18-28	.643	23	27	50	50.0	14	24	20	4	12	107	107.0
USF	11/19/08	77-75	W	27-67	.403	5-19	.263	18-28	.643	17	22	39	44.5	15	10	10	3	8	77	92.0
Virginia		184		70-146	.479	8-35	.229	36-56	.643	40	49	89	44.5	29	34	30	7	20	184	92.0
Opponents		172		69-144	.479	14-46	.304	20-27	.741	29	45	74	37.0	47	30	33	7	17	172	86.0

Games played: 2  
Points/game: 92.0  
FG Pct: 47.9  
3FG Pct: 22.9  
FT Pct: 64.3

Rebounds/game: 44.5  
Assists/game: 17.0  
Turnovers/game: 15.0  
Assist/turnover ratio: 1.1  
Steals/game: 10.0  
Blocks/game: 3.5

**The Automated ScoreBook**  
**Virginia Overall Team Statistics (as of Nov 19, 2008)**  
**All games**

<b>TEAM STATISTICS</b>	<b>VA</b>	<b>OPP</b>
<b>SCORING</b>	184	172
Points per game	92.0	86.0
Scoring margin	+6.0	-
<b>FIELD GOALS-ATT</b>	70-146	69-144
Field goal pct	.479	.479
<b>3 POINT FG-ATT</b>	8-35	14-46
3-point FG pct	.229	.304
3-pt FG made per game	4.0	7.0
<b>FREE THROWS-ATT</b>	36-56	20-27
Free throw pct	.643	.741
F-Throws made per game	18.0	10.0
<b>REBOUNDS</b>	89	74
Rebounds per game	44.5	37.0
Rebounding margin	+7.5	-
<b>ASSISTS</b>	34	30
Assists per game	17.0	15.0
<b>TURNOVERS</b>	30	33
Turnovers per game	15.0	16.5
Turnover margin	+1.5	-
Assist/turnover ratio	1.1	0.9
<b>STEALS</b>	20	17
Steals per game	10.0	8.5
<b>BLOCKS</b>	7	7
Blocks per game	3.5	3.5
<b>WINNING STREAK</b>	2	-
Home win streak	2	-
<b>ATTENDANCE</b>	18765	0
Home games-Avg/Game	2-9382	0-0
Neutral site-Avg/Game	-	0-0

<b>Score by Periods</b>	<b>1st</b>	<b>2nd</b>	<b>Totals</b>
Virginia	85	99	184
Opponents	79	93	172

**The Automated ScoreBook**  
**Virginia Season Box Score (as of Nov 19, 2008)**  
**All games**

<b>RECORD:</b>	<b>OVERALL</b>	<b>HOME</b>	<b>AWAY</b>	<b>NEUTRAL</b>
ALL GAMES	2-0	2-0	0-0	0-0
CONFERENCE	0-0	0-0	0-0	0-0
NON-CONFERENCE	2-0	2-0	0-0	0-0

#	Player	gp-gs	min	avg	Total		3-Point		F-Throw		Rebounds				pf	dq	a	to	blk	stl	pts	avg
					fg-fga	pct	3fg-fga	pct	ft-fa	pct	off	def	tot	avg								
15	Syven Landesberg	2-1	67	33.5	18-32	.563	1-4	.250	12-17	.706	7	5	12	6.0	3	0	8	4	0	6	49	24.5
32	Mike Scott	2-2	62	31.0	15-22	.682	0-1	.000	6-7	.857	14	10	24	12.0	4	0	1	6	0	3	36	18.0
12	Jamil Tucker	2-0	44	22.0	10-16	.625	2-4	.500	7-12	.583	0	10	10	5.0	2	0	1	2	2	1	29	14.5
24	Mamadi Diane	2-2	57	28.5	12-29	.414	0-8	.000	3-5	.600	6	4	10	5.0	6	0	2	2	1	1	27	13.5
13	Sammy Zeglinski	2-0	53	26.5	6-16	.375	2-5	.400	6-9	.667	1	8	9	4.5	8	0	10	4	1	3	20	10.0
23	Jeff Jones	2-0	42	21.0	4-16	.250	3-10	.300	0-0	.000	0	3	3	1.5	2	0	3	1	1	1	11	5.5
04	Calvin Baker	2-2	38	19.0	3-9	.333	0-2	.000	1-4	.250	2	4	6	3.0	2	0	9	6	0	4	7	3.5
21	Tunji Soroye	1-0	15	15.0	1-1	1.000	0-0	.000	1-2	.500	3	3	6	6.0	1	0	0	1	2	1	3	3.0
02	Mustapha Farrakhan	2-2	16	8.0	1-5	.200	0-1	.000	0-0	.000	0	0	0	0.0	1	0	0	2	0	0	2	1.0
55	Jerome Meyinsse	1-1	6	6.0	0-0	.000	0-0	.000	0-0	.000	0	0	0	0.0	0	0	0	1	0	0	0	0.0
Total.....		2	400		70-146	.479	8-35	.229	36-56	.643	40	49	89	44.5	29	0	34	30	7	20	184	92.0
Opponents.....		2	400		69-144	.479	14-46	.304	20-27	.741	29	45	74	37.0	47	-	30	33	7	17	172	86.0

<b>Score by Periods</b>	<b>1st</b>	<b>2nd</b>	<b>Totals</b>
Virginia	85	99	184
Opponents	79	93	172