



# 2008-09 VIRGINIA BASKETBALL



**VIRGINIA CAVALIERS (3-2)**  
at  
**MINNESOTA GOLDEN GOPHERS (6-0)**



**Dec. 2, 2008 • Williams Arena • Minneapolis, Minn.**

## GAME INFORMATION

Radio: Virginia Sports Network (Dave Koehn, Cory Alexander)  
TV: ESPN2 (Dave Pasch, Hubert Davis)

## Tonight's Game

- The Cavaliers visit Minnesota as part of the ACC/Big Ten Challenge
- Virginia looks to snap a two-game losing streak

## About the Cavaliers

- Virginia is 3-2 after a 73-70 loss at Syracuse on Friday
- UVA is led by Sylven Landesberg, who is averaging 20.8 points per game
- Mike Scott is averaging a double-double (12.0 ppg, 11.2 rpg)

## About the Golden Gophers

- Minnesota is 6-0 this season, including a 5-0 record at Williams Arena
- The Golden Gophers are led by junior guard Lawrence Westbrook who averages 14.2 ppg
- Freshman forward/center Ralph Sampson III is the son of former UVA All-American Ralph Sampson

## Series History

- Virginia leads the series 4-1 (series tied 1-1 in Minneapolis)
- The last two meetings have been part of the ACC/Big Ten Challenge with each team winning at home (Minnesota won 74-62 in 1999-00, UVA won 86-78 in 2003-04)

## ACC/Big Ten Challenge History

- Virginia enters tonight's game with a 5-3 all-time record in the challenge
- The ACC has won all nine previous challenges
- Last season Virginia defeated Northwestern 94-52 in the challenge at John Paul Jones Arena, marking the largest margin of victory in the nine-year history of the challenge
- The Cavaliers are 1-3 in road games, with their win coming at Northwestern in 2004-05

## PROBABLE STARTERS/KEY RESERVES

No.	Pos.	Yr.	Player	PPG	RPG	APG	Notable
4	G	Jr.	Calvin Baker	9.0	2.4	3.6	Career-high 7 assists vs. VMI
5	C	Fr.	Assane Sene	1.0	1.0	1.0	Made collegiate debut at Syracuse
13	G	Fr.	Sammy Zeglinski	13.8	4.0	3.4	Scored a career-high 24 points vs. Liberty
15	G	Fr.	Sylven Landesberg	20.8	5.6	2.6	Two-time ACC Rookie of the Week
32	F	So.	Mike Scott	12.0	11.2	1.4	Two double-doubles this season
12	F	Jr.	Jamil Tucker	6.6	3.8	0.2	Had career high 15 pts vs. USF
24	G/F	Sr.	Mamadi Diane	6.0	3.8	1.0	14 pts, 7 rebs vs. VMI
23	G	So.	Jeff Jones	6.0	1.6	1.4	Career-high 26 pts vs. Bradley in last yrs finale
21	C	Sr.	Tunji Soroye	3.7	4.0	0.0	8 pts, 5 rebs, 2 blks vs. Radford
55	F/C	Jr.	Jerome Meyinsse	3.0	2.3	0.0	10 pts, 8 rebs at Syracuse
2	G	So.	Mustapha Farrakhan	1.8	0.2	0.2	Career-high 5 points vs. Liberty
22	F	So.	Will Sherrill	0.0	3.0	0.0	Career-high 3 rebs vs. Radford
25	C	Fr.	John Brandenburg	0.0	1.0	0.0	1 reb and 1 blk in collegiate debut vs. Radford
45	G/F	Jr.	Solomon Tat	0.0	0.0	0.0	Played in 15 games last season

## SCHEDULE/RESULTS

Date	Opponent	TV	Time/Res.
N9	SHEPHERD (ex)		W 87-52
N16	VMI	CSN	W 107-97
N19	USF	ACC Select	W 77-75
N21	RADFORD	ACC Select	W 68-66
N25	LIBERTY	ACC Select	L 82-86
N28	at Syracuse	TimeWarner(Syracuse)	L 70-73

D2	at Minnesota %	ESPN2	9:30 p.m.
D17	LONGWOOD	ACC Select	7 p.m.
D20	AUBURN	CSN/FSN South	4 p.m.
D23	HAMPTON	ACC Select	7 p.m.
D28	at Georgia Tech *	FSN	5:30 p.m.

J3	XAVIER	CSN	2 p.m.
J6	BROWN	FSN South	7 p.m.
J10	at Virginia Tech *	RSN	4 p.m.
J15	N. CAROLINA *	ESPN or ESPN2	9 p.m.
J20	at Maryland *	Raycom^	8 p.m.
J24	FLORIDA STATE *	RSN	4 p.m.

F1	at Duke *	FSN	2 p.m.
F4	BOSTON COLLEGE *	ESPNU	7 p.m.
F7	at North Carolina *	Raycom	4 p.m.
F10	at Florida State *	RSN	7 p.m.
F15	CLEMSON *	Raycom	1 p.m.
F18	VIRGINIA TECH *	Raycom^	8 p.m.
F21	at NC State *	Raycom	1 p.m.
F26	MIAMI *	Raycom^	8 p.m.
F28	WAKE FOREST *	Raycom^	2 p.m.

M3	at Clemson *	RSN	7 p.m.
M7	MARYLAND *	ABC	3:30 p.m.
M12-15 at ACC Tournament (Georgia Dome)			

All Times Eastern and subject to change

- \* ACC game
- % ACC/Big Ten Challenge

## TV Abbreviations

CSN	Comcast SportsNet
RSN	Regional Sports Networks
^	Raycom split telecast

## MEDIA INFORMATION

### Virginia Athletics Media Relations

154 John Paul Jones Arena  
PO Box 400853  
Charlottesville, VA 22904  
Office: (434) 982-5500  
Fax: (434) 982-5525

### Rich Murray

#### Associate AD for Public Relations (Primary Men's Basketball Contact)

Office: (434) 982-5530  
Home: (434) 978-2966  
Email: rmurray@virginia.edu

### Steve Kirkland

#### Assistant Media Relations Director (Secondary Men's Basketball Contact)

Office: (434) 982-5535  
Cell: (434) 825-5241  
Email: skirkland@virginia.edu



# 2008-09 VIRGINIA BASKETBALL

## IN THE POLLS

### ASSOCIATED PRESS (12/1)

1.	<b>North Carolina</b>	<b>7-0</b>
2.	Connecticut	6-0
3.	Pittsburgh	7-0
4.	<b>Duke</b>	<b>7-0</b>
5.	Gonzaga	5-0
6.	Oklahoma	6-0
7.	Notre Dame	5-1
8.	Texas	5-1
9.	Purdue	5-1
10.	Tennessee	5-1
11.	Louisville	2-1
12.	UCLA	4-1
13.	Michigan State	4-1
14.	<b>Xavier</b>	<b>6-0</b>
15.	<b>Wake Forest</b>	<b>6-0</b>
16.	<b>Syracuse</b>	<b>6-0</b>
17.	Villanova	6-0
18.	Memphis	4-1
19.	Arizona State	5-1
20.	Georgetown	4-1
21.	<b>Miami (Fla)</b>	<b>4-1</b>
22.	Davidson	5-1
23.	Florida	5-1
24.	Baylor	6-1
25.	Marquette	5-1

### Others Receiving Votes:

Kansas, Dayton, Wisconsin, **Clemson**, Ohio State, **Florida State**, BYU, Michigan, LSU, Washington State, Illinois, UAB, Texas A&M, Butler, Missouri, Saint Mary's, USC, Navy, Nebraska.

### ESPN/USA Today (12/1)

1.	<b>North Carolina</b>	<b>7-0</b>
2.	Connecticut	6-0
3.	Pittsburgh	7-0
4.	<b>Duke</b>	<b>7-0</b>
5.	Gonzaga	5-0
6.	Oklahoma	6-0
7.	Notre Dame	5-1
8.	Texas	5-1
9.	UCLA	4-1
10.	Purdue	5-1
11.	Louisville	2-1
12.	Michigan State	4-1
13.	Tennessee	5-1
14.	<b>Xavier</b>	<b>6-0</b>
15.	Memphis	4-1
16.	Villanova	6-0
17.	<b>Wake Forest</b>	<b>6-0</b>
18.	Georgetown	4-1
19.	Arizona State	5-1
20.	<b>Syracuse</b>	<b>6-0</b>
21.	Florida	5-1
22.	<b>Miami (Fla)</b>	<b>4-1</b>
	Wisconsin	5-1
24.	Davidson	5-1
25.	Kansas	4-1

### Others Receiving Votes:

Marquette, Baylor, Ohio State, Dayton, Washington State, BYU, Illinois, Saint Mary's, **Clemson**, Butler, Western Kentucky, Texas A&M, **Florida State**, Michigan, **NC State**.

## Close Wins

- Virginia won its first three games of the season by a combined 14 points
- It marked the first time in school history that the Cavaliers opened a season with three victories of 10 points or less
- Virginia is already halfway to its total of wins by 10 or less for all of last season (six)
- All five of Virginia's game this season have been determined by 10 points or less

## Series Against the Big Ten

- Tonight's game is Virginia's only regular season game against a Big Ten opponent
- Virginia has a 17-16 all-time record against current members of the Big Ten (1-2 vs. Indiana, 0-1 vs. Iowa, 1-2 vs. Michigan, 0-3 vs. Michigan State, 4-1 vs. Minnesota, 3-0 vs. Northwestern, 1-3 vs. Ohio State, 5-2 vs. Penn State, 1-1 vs. Purdue, 1-1 vs. Wisconsin)

## Last Time Out

- Virginia lost 73-70 at Syracuse on Friday in its first road game of the season
- Sylven Landesberg led the Cavaliers with 16 points, while Sammy Zeglinski and Calvin Baker each added 14 points

## Bench Production

- Virginia has gotten solid production from its bench this season, averaging 27.4 points, 13.6 rebounds and 3.8 assists per game off the bench
- Virginia had 51 points off the bench against USF, the most bench points in a game for the Cavaliers since scoring 52 off the bench against Maryland on March 1, 1986

## Landesberg Makes Immediate Impact

- Sylven Landesberg has scored more points in the first five games of his freshman season (104) than any Cavalier in history
- He has scored in double figures in the first five games of the season, tied for the second longest streak by a UVa freshman to open a career
- With 28 points vs. VMI, 21 points vs. USF and 22 points vs. Radford, Landesberg became the first Cavalier freshman to open his career with three 20-point games
- He was the first Cavalier freshman since Tom Sheehey in 1983-84 to lead the team in scoring in each of the first three games of the season
- He was only the second freshman in ACC history to score at least 20 points in the first three games of his career (Georgia Tech's Kenny Anderson scored at least 20 points in his first six career games in 1989-90)
- He was the first Cavalier player to score 20 or more points in the first three games of a season since Roger Mason, Jr. in 2001-02

## Zeglinski Scores Big Against Liberty

- Sammy Zeglinski scored a career-high 24 points, all in the second half, against Liberty
- He shot 8-13 from the floor, including 6-10 from 3-point range
- His 24 second half points are a John Paul Jones Arena record

## Landesberg Named ACC Rookie of the Week ... Again

- Sylven Landesberg was named the ACC Rookie of the Week on Nov. 24, the second consecutive week he won the honor
- He is the first Cavalier to win the award in consecutive weeks since Sean Singletary won it on Feb. 14, 2005 and Feb. 21, 2005
- He is the first player to win the award in each of the first two weeks of the season since Georgia Tech's Chris Bosh in 2002-03

### Most Consecutive Double-Figure Scoring Games to Open a Career by UVa Freshmen

18	Jeff Lamp	77-78
5	<b>Sylven Landesberg</b>	<b>08-09</b>
5	Junior Burrough	91-92
4	Travis Watson	99-00
4	Gary Forbes	03-04

### Most Points in First Five Career Games by UVa Freshmen

<b>Sylven Landesberg (2008-09)</b>	<b>104</b>
Jeff Lamp (1977-78)	103
Junior Burrough (1991-92)	80
Gary Forbes (2003-04)	76
Adam Hall (1998-99)	76
Chris Williams (1998-99)	75
Bryant Stith (1988-89)	68
Tom Sheehey (1983-84)	67
Jim Miller (1981-82)	66
Ralph Sampson (1979-80)	62
Travis Watson (1999-00)	61



# 2008-09 VIRGINIA BASKETBALL

## Landesberg Shines In Collegiate Debut

- Sylven Landesberg had 28 points in the season-opener against VMI, the most by a Cavalier freshman in his debut
- The previous record was 24 points set by Jeff Lamp in his debut against James Madison on Nov. 25, 1977
- Landesberg's 28 points are tied for the second most in ACC history by a freshman in his first game
- Landesberg is one of only four Cavalier first-years to score 20 points in his first collegiate game
- His 28 points are the most by a UVa freshman in any game since Chris Williams had 34 points vs. Liberty on Dec. 8, 1998
- He is the first Cavalier freshman to lead the team in scoring in a season opener since Mamadi Diane had 17 points in the 2005-06 season opening win over Liberty

## Most Points by an ACC Freshman in his Debut

31	J.J. Hickson (NC State)	07-08
<b>28</b>	<b>Sylven Landesberg (UVa)</b>	<b>08-09</b>
28	Rashad McCants (UNC)	02-03
24	Jeff Lamp (UVA)	77-78
23	Shavlik Randolph (Duke)	02-03

## Other Notable Virginia Debuts

Jeff Lamp vs. JMU (77-78)	24 pts, 3 rebs
Gary Forbes vs. Mt. St. Mary's (03-04)	21 pts, 9 rebs
Chris Williams vs. VCU (98-99)	20 pts, 10 rebs
Junior Burrough vs. W&M (91-92)	17 pts, 6 rebs
Ralph Sampson vs. Hopkins (79-80)	17 pts, 8 rebs
Mamadi Diane vs. Liberty (05-06)	17 pts, 6 rebs
Travis Watson vs. Elon (99-00)	15 pts, 14 rebs
Cory Alexander vs. W&M (91-92)	5 pts, 4 rebs
Sean Singletary vs. R. Morris (04-05)	6 pts, 7 assts
Wally Walker vs. Wake (72-73)	7 pts, 3 rebs

## Mike Scott Opens Season With Impressive Performance

- Mike Scott set career highs with 26 points and 18 rebounds in the season opening win over VMI
- Scott tied the school record with 10 offensive rebounds, a mark previously set by Matt Blundin (vs. Clemson 1/9/90), Bryant Stith (vs. Georgia Tech 3/13/92) and Travis Watson (vs. Maryland 1/31/02)
- His 18 rebounds were the most by a Cavalier since Travis Watson had 20 rebounds vs. Wofford on Jan. 2, 2003

## Scott and Landesberg Post UVa's First 25-25 Combo in Over a Year

- Against VMI, Sylven Landesberg (28 pts) and Mike Scott (26 points) became the first Cavaliers to score at least 25 points in the same game in over a year
- The previous game that Virginia had a pair of 25-point scorers was a 71-58 win at NC State on Jan. 24, 2007 when J.R Reynolds had 29 points and Sean Singletary had 27 points

## Tucker Steps Up

- Jamil Tucker posted a pair of career highs to open the season
- Against VMI, Tucker tied his previous career high with 14 points
- He topped that mark with a new career-high 15 points against USF

## Cavaliers 12th in ACC Preseason Poll

- The Cavaliers were projected 12th in the preseason ACC poll of media
- Sylven Landesberg was second in the voting for Preseason ACC Rookie of the Year

## Difficult Schedule for the Cavaliers

- 16 of 27 regular season games will be against 2008 postseason teams (seven vs. NCAA teams, eight vs. NIT teams, one vs. CBI team)
- 22 of 27 games will be televised
- Six opponents are ranked and three others are receiving votes in this week's ESPN/USA Today poll

## Virginia Visited Canada in August

- The Cavaliers went on a trip to Canada in August to play three games
- Virginia went 2-1 on the trip
- UVa defeated St. Lawrence College (Ont.) 107-60
- UVa defeated Concordia 85-70
- UVa lost to McGill 88-83
- Four players averaged in double figures on the trip (Calvin Baker - 16.0, Jeff Jones - 13.7, Sylven Landesberg - 12.0, Mike Scott - 10.7)

## UVa in the ACC Statistics (12/1)

### TEAM

Scoring Offense	80.8	6th
Scoring Defense	79.4	12th
Scoring Margin	+1.4	12th
Free Throw Percentage	.707	7th
Field Goal Percentage	.444	8th
Field Goal % Defense	.474	12th
3-Point FG Percentage	.289	11th
3-Point FG % Defense	.361	12th
Rebounding	41.4	7th
Rebounding Margin	+7.4	7th
3-Point FG Made	5.2	9th
Assists	14.0	T-7th
Steals	8.2	6th
Blocked Shots	2.6	12th
Turnover Margin	+0.8	9th
Assist/Turnover Ratio	1.0	7th

### INDIVIDUAL

#### Scoring

• Sylven Landesberg	20.8	2nd
---------------------	------	-----

#### Rebounding

• Mike Scott	11.2	2nd
--------------	------	-----

#### Assists

• Calvin Baker	3.6	10th
----------------	-----	------

#### Offensive Rebounding

• Mike Scott	5.6	1st
--------------	-----	-----

#### Defensive Rebounding

• Mike Scott	5.6	10th
--------------	-----	------

#### Field Goal Percentage

• Mike Scott	.581	6th
• Sylven Landesberg	.544	10th

#### 3-Point Field Goals/Game

• Sammy Zeglinski	2.0	9th
-------------------	-----	-----

#### Steals

• Calvin Baker	2.0	T-7th
----------------	-----	-------

#### Minutes Played

• Sylven Landesberg	32.8	6th
• Mike Scott	32.0	9th



# 2008-09 VIRGINIA BASKETBALL

## CAREER RECORD WATCH

### BLOCKED SHOTS

1.	Ralph Sampson (1980-83)	462
2.	Chris Alexander (1993-96)	148
3.	Travis Watson (2000-03)	130
4.	Kris Hunter (1997-99)	126
5.	Jason Clark (2002-05)	112
6.	Steve Castellani (1976-79)	108
7.	Chris Williams (1999-02)	97
8.	Junior Burrough (1992-95)	96
9.	Colin Ducharme (1997-00)	88
10.	Olden Polynice (1984-86)	86
--	<b>Tunji Soroye (2005-present)</b>	<b>82</b>

### 3-POINT FIELD GOALS

1.	Curtis Staples (1995-98)	413
2.	Harold Deane (1994-97)	237
3.	Sean Singletary (2005-08)	222
4.	J.R. Reynolds (2004-07)	221
5.	John Crotty (1988-91)	179
6.	Devin Smith (2003-05)	161
7.	Adrian Joseph (2005-08)	158
8.	Donald Hand (1998-01)	156
	Todd Billet (2003-04)	156
10.	Cory Alexander (1992-95)	142
--	<b>Mamadi Diane (2006-present)</b>	<b>118</b>

## COUNTDOWN TO 1,000

### CAREER POINTS

39.	Gene Engel (1961-63)	1,071
40.	Scott McCandlish (1970-72)	1,026
41.	Mac Caldwell (1963-65)	1,013
--	<b>Mamadi Diane (2006-present)</b>	<b>907</b>

### Head Coach Dave Leitao

- 2007 ACC Coach of the Year
- First Virginia coach to win the honor since Terry Holland in 1982
- 56-44 record in his fourth season at Virginia, including a 23-25 mark in the ACC
- Overall record of 136-113 in his ninth season as a head coach

### At Home at John Paul Jones Arena

- Virginia has an all-time record of 32-9 at John Paul Jones Arena
- UVa was 13-7 at home during the 2007-08 season
- The Cavaliers posted a 16-1 home record in 2006-07 in the first season in John Paul Jones Arena

### Baker, Diane, Soroye Named Virginia's Captains

- Calvin Baker, Mamadi Diane, and Tunji Soroye are Virginia's captains for 2008-09
- This season marks the first year each player has served as a captain

### Sene Cleared to Play

- Freshman center Assane Sene was held out of the first three games of the season pending the resolution of his eligibility status
- "Because of a recent NCAA interpretation, there are some aspects of Assane's pre-college enrollment that must be reviewed further," Virginia Athletics Director Craig Littlepage said on Nov. 16.
- Sene was ruled eligible to play on Nov. 25
- He made his collegiate debut on Nov. 28 at Syracuse

### Virginia Signs Two to Letters of Intent

- The Cavaliers signed two recruits to National Letters of Intent during the November signing period
- Jontel Evans, a 5-11 guard from Hampton, Va., and Tristan Spurlock, a 6-7 forward from Woodbridge, Va., will join the Cavaliers in 2009-10

### Up Next

- The Cavaliers will have 15 days off for final exams before returning to action on Dec. 17 when they host Longwood
- The break will be Virginia's longest since a 15-day break for finals during the 2004-05 season
- Virginia leads the series with the Lancers 3-0, including a 76-57 win at John Paul Jones Arena last season



# 2008-09 VIRGINIA BASKETBALL

## THE LAST TIME ...

### VIRGINIA INDIVIDUALS

- **Scored 30 points:** Sean Singletary (34) vs. Virginia Tech (1/16/08)
- **Scored 40 points:** Sean Singletary (41) at Miami (3/1/08)
- **Two players with 20 points:** Sylven Landesberg (28) and Mike Scott (26) vs. VMI (11/16/08)
- **Three players with 20 points:** Chris Williams (27), Roger Mason, Jr. (22) and Donald Hand (20) vs. Duke (1/5/00)
- **Four players with 20 points:** Chris Williams (23), Donald Hand (22), Adam Hall (21), and Travis Watson (20) vs. Georgetown (3/15/00)
- **A player with back-to-back 25-point games:** J.R. Reynolds (28) vs. Albany (3/16/07) and (26) vs. Tennessee (3/18/07)
- **One player scored in double figures:** Adrian Joseph (10) vs. Puerto Rico-Mayaguez (12/21/06)
- **Five players scored in double figures:** Sylven Landesberg (16), Sammy Zeglinski (14), Calvin Baker (14), Mike Scott (10) and Jerome Meyinsse (10) at Syracuse (11/28/08)
- **Six players scored in double figures:** Sean Singletary (27), Adrian Joseph (13), Jamil Tucker (13), Mamadi Diane (12), Calvin Baker (11), Laurynas Mikalauskas (11), vs. Maryland (3/9/08)
- **Seven players scored in double figures:** Cornel Parker (20), Junior Burrough (15), Ted Jeffries (14), Cory Alexander (13), Jason Williford (12), Yuri Barnes (11) and Doug Smith (11) vs. Clemson (1/13/93)
- **Had 15 rebounds:** Mike Scott (17) vs. Liberty (11/25/08)
- **Had 20 rebounds:** Travis Watson (20) vs. Wofford (1/2/03)
- **Had 25 rebounds:** Bob Mortell (25) vs. Washington & Lee (2/27/60)
- **Two players with 10 rebounds:** Mike Scott (11) and Adrian Joseph (10) vs. Longwood (12/7/07)
- **Three players with 10 rebounds:** Yuri Barnes (13), Jason Williford (12) and Junior Burrough (11) vs. Rice (12/4/93)
- **Double-Double:** Mike Scott (10 pts, 10 rebs) at Syracuse (11/28/08)
- **Two players had a double-double:** Adrian Joseph (23 pts, 11 rebs) and Mike Scott (10 pts, 13 rebs) at Penn (11/23/07)
- **Three players had a double-double:** Jason Williford (10 pts, 15 rebs), Ted Jeffries (23 pts, 10 rebs), and Cornel Parker (11 pts, 11 rebs) at William & Mary (1/25/93)
- **Double-Double with points and assists:** Sean Singletary (22 pts, 10 assts) vs. Old Dominion (3/24/08)
- **Triple-Double:** Ralph Sampson (15 pts, 22 rebs, 10 blks) vs. Old Dominion (12/29/79)
- **Four Double-Doubles in a row:** Travis Watson (29 pts, 12 rebs) at NC State (2/6/02), (20 pts, 10 rebs) vs. Clemson (2/10/02), (17 pts, 10 rebs) vs. UNC (2/12/02), (13 pts, 12 rebs) at Wake (2/17/02)
- **20 points and 20 rebounds:** Travis Watson (21 pts, 20 rebs) vs. Wofford (1/2/03)
- **10 assists:** Sean Singletary (10) vs. Old Dominion (3/24/08)
- **5 Blocked Shots:** Jason Cain (5) vs. UNC (1/19/06)
- **5 Steals:** Sean Singletary (7) vs. NC State (2/24/08)
- **Led UVA in Points, Rebounds and Assists:** Sean Singletary (20 pts, 5 rebs, 10 assts) vs. Ga. Tech (3/13/08)
- **Hit a last second shot to win a game:** Sean Singletary vs. Duke (2/1/07) [jumper with one second in OT]; J.R. Reynolds vs. Loyola Marymount (12/23/04) [layup with 1.5 seconds in regulation]
- **Played every minute:** Sean Singletary vs. Virginia Tech (2/12/05)
- **Played 40 or more minutes:** Adrian Joseph (42) at Virginia Tech (2/2/08)

### VIRGINIA TEAM

- **Won in Overtime:** vs. Duke, 68-66 (2/1/07)
- **Lost in Overtime:** at Virginia Tech, 65-72 (2/2/08)
- **Played Two Overtimes:** vs. Maryland, L 89-92 (2/19/05)
- **Played Three Overtimes:** vs. Georgetown, L 111-115 (3/15/00)
- **Shot 70 percent for a Half:** 72.2% (13-18) vs. Wake Forest 2nd Half (2/24/96)
- **Shot 60 percent in a Game:** 61.0% (36-59) vs. LIU (11/17/00)
- **Shot less than 30 percent in a Game:** 27.9% (17-61) vs. North Carolina (3/10/06)
- **Shot 90 percent from the free throw line:** 94.7% (18-19) vs. Georgia Tech (2/24/07)
- **Shot 50 percent from 3-point line:** 50.0% (9-18) at Boston College (2/17/08)
- **Shot less than 30 percent in a half:** 29.0% (9-31) in 2nd Half at Wake Forest (3/3/07)
- **Shot less than 20 percent in a half:** 18.9% (7-37) in the 1st half at Duke (1/13/01)
- **Shot 55 percent or better and lost:** 56.9% (29-51) vs. Duke (3/14/03)
- **Attempted 50 FTs:** 52 (made 34) vs. Howard (12/12/94)
- **Made 30 FTs:** 31 (36 att.) vs. Tennessee (3/18/07)
- **Made 10 3-pt FGs:** 13 vs. Liberty (11/25/08)
- **Failed to make a 3-pt FG:** at Georgia Tech (12/4/05)
- **Had 50 rebounds:** 50 vs. VMI (11/16/08)
- **Had 25 assists:** 27 vs. Howard (11/21/01)
- **Had 15 steals:** 16 vs. NC State (2/24/08)
- **Had 10 blocks:** 12 vs. Longwood (2/13/07)
- **Scored 50 pts in a half:** 50 vs. Liberty, 2nd half (11/25/08)
- **Scored 60 pts in a half:** 60 vs. Gonzaga, 1st half (1/3/07)
- **Scored 70 pts in a half:** 70 vs. Coastal Carolina, 2nd half (10/20/00)
- **Scored 100 pts (ACC):** 103 vs. Maryland (1/16/07)
- **Scored 100 pts (non-conf):** 107 vs. VMI (11/16/08)
- **Scored under 20 pts in 1st half:** 17 at Ga. Tech (12/4/05)
- **Scored under 20 pts in 2nd half:** 12 vs. UNC (2/11/98)
- **Scored under 50 pts in a game:** 49 at Stanford (3/14/06)

### OPPONENT INDIVIDUALS

- **Scored 30 points:** Chavis Holmes (31), VMI (11/16/08)
- **Scored 35 points:** J.J. Redick (40), Duke (1/28/06)
- **Scored 40 points:** J.J. Redick (40), Duke (1/28/06)
- **Scored 50 points:** Len Chappell (50), Wake (2/12/62)
- **Two players with 20 points:** Seth Curry (26), Kyle Ohman (26), Anthony Smith (21), Liberty (11/25/08)
- **Three players with 20 points:** Seth Curry (26), Kyle Ohman (26), Anthony Smith (21), Liberty (11/25/08)
- **Two players with 30 points:** Trevor Powell (31) and Tony Smith (31), Marquette (2/3/90)
- **Five players scored in double figures:** Chavis Holmes (31), Travis Holmes (20), Austin Kenon (18), Willie Bell (14) and Keith Gabriel (14), VMI (11/16/08)
- **Six players scored in double figures:** Chris Paul (21), Justin Gray (17), Eric Williams (15), Jamaal Levy (12), Taron Downey (11) and Vytas Danelius (10), Wake Forest (1/2/05)
- **Seven players scored in double figures:** Stanley Burrell (15), Drew Lavender (13), C.J. Anderson (12), B.J. Raymond (12), Josh Duncan (11), Charles Bronson (11), and Jason Love (10), at Xavier (1/3/08)
- **Double-Double:** Artsiom Parakhouski (16 pts, 12 rebs), Radford (11/21/08)

- **Two players had a double-double:** Donte Green (20 pts, 10 rebs) and Paul Harris (10 pts, 14 rebs), Syracuse (12/5/07)
- **Had 15 rebounds:** Al Thornton (16), Florida State (2/17/07)
- **Had 20 rebounds:** Tim Duncan (23), Wake (2/22/97)
- **Had 10 assists:** Cliff Hammonds (11), Clemson (2/7/08)
- **5 Blocked Shots:** Rick Jackson (5), at Syracuse (11/28/08)
- **5 Steals:** Toney Douglas (6), at Florida State (1/23/08)
- **Hit a last second shot to win a game:** Deron Washington of Virginia Tech (1/16/08) [0.0 seconds in overtime]

### OPPONENT TEAM

- **Shot less than 30 percent in a Game:** 28.3% (17-60) Longwood (12/7/07)
- **Shot less than 30 percent in a Game (ACC):** 29.0% (20-69), Wake Forest (2/24/96)
- **Shot 60 percent in a Game:** 63.8% (37-58), at Xavier (1/3/08)
- **Shot 55 percent or better and lost:** 55.2% (32-58), Iowa State (12/31/03)
- **Scored 100 pts:** 108, at Xavier (1/3/08)
- **Scored 60 pts in a half:** 60, at Miami, 2nd half (3/1/08)
- **Scored under 20 pts in 1st half:** 18, NC State (2/24/08)
- **Scored under 20 pts in 2nd half:** 18 at Richmond (11/22/05)
- **Scored under 50 pts in a game:** 49, Longwood (2/13/07)
- **Had 25 assists:** 27, at Xavier (1/3/08)
- **Had 15 steals:** 15, VMI (11/16/08)
- **Had 10 blocks:** 10 vs. Radford (11/21/08)
- **Failed to make a 3-pt FG:** vs. Arizona State (11/27/99)



# 2008-09 VIRGINIA BASKETBALL

## 2008-09 VIRGINIA BASKETBALL ROSTER

NO.	NAME	POS.	HT.	WT.	CLASS	HOMETOWN/HIGH SCHOOL (Previous School)
2	Mustapha Farrakhan	G	6-4	179	So.	Harvey, Ill./Thornton Township
4	Calvin Baker *	G	6-2	186	Jr.	Newport News, Va./Woodside (William & Mary)
5	Assane Sene	C	7-0	234	Fr.	Saint-Louis, Senegal/South Kent
12	Jamil Tucker	F	6-9	241	Jr.	Gary, Ind./West Side
13	Sammy Zeglinski	G	6-0	179	Fr. %	Philadelphia, Pa./The William Penn Charter School
15	Sylvan Landesberg	G	6-6	205	Fr.	Flushing, N.Y./Holy Cross
21	Tunji Soroye *	C	6-11	252	Sr. %	Dugbe Ibadan, Nigeria/Montrose Christian School
22	Will Sherrill	F	6-9	221	So.	New York, N.Y./Phillips Academy Andover
23	Jeff Jones	G	6-4	200	So.	Chester, Pa./Monsignor Bonner
24	Mamadi Diane *	G/F	6-5	204	Sr.	Potomac, Md./DeMatha Catholic
25	John Brandenburg	C	6-11	241	Fr.	Des Peres, Mo./De Smet Jesuit
32	Mike Scott	F	6-8	233	So.	Chesapeake, Va./Hargrave Military Academy
45	Solomon Tat	G/F	6-5	223	Jr.	Jos Plateau, Nigeria/Community Christian School
55	Jerome Meyinsse	F/C	6-9	245	Jr.	Baton Rouge, La./McKinley

\* Tri-Captain

% Medical Hardship waiver request approved in 2008

### HEAD COACH:

Dave Leitao

### ASSISTANT COACHES:

Bill Courtney

Drew Diener

Steve Seymour

### DIRECTOR OF BASKETBALL OPERATIONS:

Rick Brunson

### STRENGTH & CONDITIONING COACH:

Shaun Brown

### ASSISTANT DIR. OF OPERATIONS/VIDEO:

Tim Mein

### ATHLETIC TRAINER:

Ethan Saliba

### PRONUNCIATION GUIDE

Mamadi Diane

Mom-uh-dee Dee-on-ee

Mustapha Farrakhan

Moo-sta-fa Fair-uh-con

Sylvan Landesberg

Sill-ven

Dave Leitao

Lay-toe

Jerome Meyinsse

Me-yin-see

Assane Sene

Uh-sahn Sen

Tunji Soroye

Ton-jee Suh-roy-yay

Jamil Tucker

Ja-mill

Sammy Zeglinski

Zuh-glin-ski





# 2008-09 VIRGINIA BASKETBALL

## GAME #4 • NOVEMBER 25, 2008

**LIBERTY** **86**  
**AT VIRGINIA** **82**

LIBERTY (2-1)		FG		FT		REB (0-1)		A	TO	BS	S	TP
Player	MP											
An. Smith	38	8-14	3-4	0-4	6	2	0	0	2	0	2	21
Ohman	38	9-12	2-2	0-3	1	0	0	0	2	0	2	26
Floyd	24	2-5	4-6	0-4	1	3	0	0	0	0	0	8
Sanders	37	1-2	0-0	1-4	8	0	0	0	0	0	2	2
Curry	38	9-17	4-6	1-3	1	3	0	1	2	0	1	26
Stephene	13	1-3	0-0	0-2	4	1	0	0	0	0	0	3
Spencer	5	0-0	0-0	0-0	0	0	0	0	0	0	0	0
Au. Smith	4	0-0	0-0	0-0	0	1	0	0	2	0	0	0
Weaver	3	0-0	0-2	0-1	0	1	0	0	0	0	0	0
McMasters	0+	0-0	0-0	0-0	0	0	0	0	0	0	0	0
Team					0-2							
Totals	200	30-53	13-20	2-23	21	11	0	5	5	86		
		.566	.650									

VIRGINIA (3-1)		FG		FT		REB (0-1)		A	TO	BS	S	TP
Player	MP											
Diane	27	0-6	0-0	0-2	2	1	1	0	0	0	0	0
Scott	34	3-4	3-4	7-17	1	1	0	0	9			
Baker	25	5-9	2-2	0-3	5	3	0	1	15			
Zeglinski	31	8-13	2-3	0-2	4	5	0	2	24			
Landesberg	35	5-10	6-8	2-9	2	1	0	0	17			
Farrakhan	8	1-3	2-2	0-0	1	2	0	0	5			
Tucker	6	0-0	0-0	1-1	0	1	0	0	0			
Jones	29	4-12	0-0	0-1	3	0	0	2	10			
Tat	0+	0-0	0-0	0-0	0	0	0	0	0			
Meynsse	5	1-1	0-0	1-1	0	0	0	0	2			
Team					0-1							
Totals	200	27-58	15-19	11-37	18	14	1	5	82			
		.466	.789									

3-Point Field Goals: (LU)--(13-26/500) Ohman (6-8), Curry (4-8), An. Smith (2-6), Stephene (1-1), Sanders (0-1), Floyd (0-2), (UVa)--(13-32/406) Zeglinski (6-10), Baker (3-6), Jones (2-8), Landesberg (1-2), Farrakhan (1-3), Diane (0-3).

Liberty	35	51	86
Virginia	32	50	82
Attendance --	9,263		

Seth Curry and Kyle Ohman each scored 26 points, and Anthony Smith scored 21 to lead Liberty to an 86-82 victory over Virginia at John Paul Jones Arena.

The Flames shot 56.6 percent (30-53) from the field for the game, including 50 percent (13-26) from three-point range. In the second half, Liberty shot 69.6 percent (16-23) from the field, including 60 percent (6-10) from three-point range. The Flames also shot 65 percent (13-20) from the free throw line, 72.2 percent (13-18) in the second half.

Sammy Zeglinski made the first start of his collegiate career and scored a career-high 24 points to lead the Cavaliers. Zeglinski also had a career high with six three-point field goals. Sylvan Landesberg scored 17 points and had nine rebounds, Calvin Baker scored 15 points and had five assists, and Jeff Jones scored 10 points for Virginia. Mike Scott had a game-high 17 rebounds for the Cavaliers.

UVa shot 46.6 percent (27-58) from the field, including 40.6 percent (13-32) from three-point range, and 78.9 percent (15-19) from the free throw line.

A three-pointer by Curry at the buzzer gave Liberty a 35-32 halftime lead. The Flames ran off six consecutive points to take a seven-point lead (78-71) with 1:14 left in the game. Virginia closed to within two points (83-81) with 16 seconds remaining to play, but Liberty hung on for the victory.

Virginia out-rebounded the Flames 37-23.

The loss ended the Cavaliers' 36-game November home winning streak, UVa's 16-game winning streak against Big South opponents and Virginia's 15-game winning streak against non-conference in-state opponents.

*"We lost the game before today even started. We have been flirting with disaster, or losses, for a while now and the ball fortunately bounced our way a couple of times. We were fortunate enough to win the last couple games. It didn't bounce our way this time. We've got to figure ourselves out, begin to start to play the game with some passion and energy, have some fun, and understand one another - our strengths and our weaknesses." - Dave Leitao*

## GAME #5 • NOVEMBER 28, 2008

**VIRGINIA** **70**  
**AT SYRACUSE** **73**

VIRGINIA (3-2)		FG		FT		REB (0-1)		A	TO	BS	S	TP
Player	MP											
Landesberg	28	5-11	6-8	0-3	3	0	0	2	16			
Scott	37	5-10	0-0	5-10	4	0	0	1	10			
Sene	7	0-0	1-2	0-1	1	0	1	0	1			
Baker	31	6-10	1-1	0-3	3	4	0	4	14			
Zeglinski	29	6-12	0-0	0-4	2	5	0	2	14			
Farrakhan	3	1-3	0-0	0-0	0	0	0	0	2			
Tucker	2	0-2	0-0	1-2	0	0	0	0	0			
Soroye	10	0-1	0-0	0-1	0	0	0	0	0			
Jones	13	1-5	0-0	0-2	1	0	0	0	3			
Diane	16	0-3	0-1	1-2	0	1	0	1	0			
Meynsse	24	3-7	4-5	4-8	0	1	1	0	10			
Team					2-2							
Totals	200	27-64	12-17	13-38	14	12	2	10	70			
		.422	.706									

SYRACUSE (6-0)		FG		FT		REB (0-1)		A	TO	BS	S	TP
Player	MP											
Harris	33	4-9	5-7	2-8	1	5	1	3	13			
Ongenaet	6	0-1	0-0	0-0	1	1	0	0	0			
Onuaku	25	1-3	4-4	1-10	0	0	2	0	6			
Flynn	39	4-9	7-11	0-1	6	2	1	1	15			
Devendorf	39	3-3	8-9	0-0	4	2	0	0	14			
Jackson	15	4-8	0-0	2-6	0	0	5	1	8			
Rautins	28	4-10	3-7	0-2	3	2	0	1	15			
Joseph	15	1-2	0-0	1-2	0	3	0	0	2			
Team					0-4							
Totals	200	21-45	27-38	6-33	15	15	9	6	73			
		.467	.711									

3-Point Field Goals: (UVa)--(4-14/286) Zeglinski (2-5), Jones (1-3), Baker (1-4), Landesberg (0-1), Diane (0-1), (SU)--(4-13/308) Rautins (4-9), Harris (0-1), Joseph (0-1), Flynn (0-2).

Virginia	40	30	70
Syracuse	29	44	73
Attendance --	22,096		

Syracuse scored 10 consecutive points, the first six on two three-pointers by Andy Rautins, to take a six-point lead at 62-56 with 6:12 remaining in the game and the Orange went on to a 73-70 victory over Virginia at the Carrier Dome. Rautins' second three-pointer in the run gave Syracuse its first lead (58-56 with 7:54 left to play) since a 2-0 lead in the first minute of the game.

Virginia led by as many as 13 points (40-27) with 30 seconds left in the first half after a 9-0 run that featured five points by Calvin Baker and the Cavaliers led by 11 (40-29) at halftime. UVa's biggest lead of the second half was 12 points on two occasions, the last with 16:57 to play in the game (45-33) after a jump shot by Baker.

Sylvan Landesberg led five Virginia players in double figures in scoring with 16 points. Baker and Sammy Zeglinski each scored 14 points, while Mike Scott added 10 points, 10 rebounds and a career-high four assists, and Jerome Meynsse 10 points and eight rebounds. The double-double was the second of the season for Scott and the fourth of his UVa career.

Four Syracuse players scored in double figures as the Orange remained undefeated at 6-0. Jonny Flynn scored 15 points and had six assists, and Rautins also scored 15 points to lead Syracuse. Eric Devendorf added 14 points and four assists, and Paul Harris scored 13 points and had eight rebounds for the Orange. Arinze Onuaku led Syracuse with 10 rebounds.

Virginia shot 42.2 percent (27-64) from the field for the game, including 28.6 percent (4-14) from three-point range, and 70.6 percent (12-17) from the free throw line. The Cavaliers out-rebounded the Orange 38-33.

Syracuse shot 46.7 percent (21-45) from the field, including 30.8 percent (4-13) from three-point range, and 71.1 percent (27-38) from the free throw line. The Orange blocked nine Virginia shots.

*"I'm very disappointed with the outcome. We definitely had our chances. I thought for about the first 27, 28 minutes we maintained ourselves in this environment pretty well. Then, typical of Syracuse over the years, they come at you in some waves. The thing that was most disappointing was the points that they scored were scored a little bit too easy for our liking. They got energized by that, picked up their defensive intensity and stopped us from executing the way we had been to get the lead." - Dave Leitao*





# CALVIN BAKER

# #4

Junior • Guard • 6-2 • 186 • Newport News, Va. • Woodside H.S. • William & Mary

### 2008-09 SEASON:

- One of Virginia's tri-captains this season
- Had 14 points and a tied a career high with four steals at Syracuse
- Had a season-high 15 points and five assists vs. Liberty
- Scored nine points vs. Radford, including five of the team's last seven points in the final 2:35
- Assisted Sylven Landesberg's go-ahead layup with 13 seconds remaining against USF
- Had a career-high seven assists and tied a career high with four steals vs. VMI
- Had four points and four rebounds in the exhibition vs. Shepherd

### SINGLE GAME BESTS (at Virginia)

#### POINTS

Season: 15 vs. Liberty (11/25/08)  
 Career: 17 at Maryland (1/30/08)  
 ACC: 17 at Maryland (1/30/08)

#### REBOUNDS

Season: 5 vs. VMI (11/16/08)  
 Career: 8 vs. Howard (11/14/07)  
 ACC: 7 at Georgia Tech (3/3/08)

#### FG MADE

Season: 6 at Syracuse (11/28/08)  
 Career: 7 vs. Duke (3/5/08)  
 ACC: 7 vs. Duke (3/5/08)

#### FG ATTEMPTS

Season: 10 at Syracuse (11/28/08)  
 Career: 15 vs. Duke (3/5/08)  
 ACC: 15 vs. Duke (3/5/08)

#### 3 PT FG MADE

Season: 3 vs. Liberty (11/25/08)  
 Career: 4 vs. Northwestern (11/27/07)  
 ACC: 3 on three occasions

#### 3 PT FG ATTEMPTS

Season: 6 vs. Liberty (11/25/08)  
 Career: 7 vs. Syracuse (12/5/07), vs. Ga Tech (1/27/08)  
 ACC: 7 vs. Georgia Tech (1/27/08)

#### FT MADE

Season: 5 vs. Radford (11/21/08)  
 Career: 5 at Miami (3/1/08), vs. Radford (11/21/08)  
 ACC: 5 at Miami (3/1/08)

#### FT ATTEMPTS

Season: 6 vs. Radford (11/21/08)  
 Career: 6 at Miami (3/1/08), vs. Radford (11/21/08)  
 ACC: 6 at Miami (3/1/08)

#### ASSISTS

Season: 7 vs. VMI (11/16/08)  
 Career: 7 vs. VMI (11/16/08)  
 ACC: 5 at Boston College (2/17/08)

#### TURNOVERS

Season: 5 vs. VMI (11/16/08)  
 Career: 5 vs. Duke (3/5/08), vs. VMI (11/16/08)  
 ACC: 5 vs. Duke (3/5/08)

#### BLOCKS

Season: --  
 Career: 2 vs. North Carolina (2/12/08)  
 ACC: 2 vs. North Carolina (2/12/08)

#### STEALS

Season: 4 vs. VMI (11/16/08), at Syracuse (11/28/08)  
 Career: 4 on three occasions  
 ACC: 4 at Georgia Tech (3/3/08)

#### MINUTES

Season: 31 at Syracuse (11/28/08)  
 Career: 34 at Florida State (1/23/08)  
 ACC: 34 at Florida State (1/23/08)


### 2008-09 GAME-BY GAME:

Opponent	GP-GS	FG-FGA	3FG-3FGA	FT-FTA	Off-Def	Total	A	TO	Blk	Stl	PF	Min	Pts
VMI	1-1	2-4	0-1	0-0	1-4	5	7	5	0	4	1	21	4
USF	2-2	1-5	0-1	1-4	1-0	1	2	1	0	0	1	17	3
Radford	3-3	2-7	0-2	5-6	0-0	0	1	2	0	1	1	18	9
Liberty	4-4	5-9	3-6	2-2	0-3	3	5	3	0	1	5	25	15
at Syracuse	5-5	6-10	1-4	1-1	0-3	3	3	4	0	4	5	31	14

### CAREER STATISTICS (at Virginia)

Year	G-GS	Min-Avg.	FG-FGA	Pct.	3FG-3FGA	Pct.	FT-FTA	Pct.	Off-Def.	Reb-Avg.	PF-DQ	Ast	TO	Blk	Stl	Pts-Avg
2006-07	Did not play after transferring															
ACC																
2007-08	33-8	835-25.3	103-247	.417	41-110	.373	37-55	.673	19-67	86-2.6	62-0	79	57	5	29	284-8.6
ACC	16-8	448-28.0	55-133	.414	20-53	.377	24-32	.750	9-37	46-2.9	30-0	34	29	4	19	154-9.6
2008-09	5-5	112-22.4	16-35	.457	4-14	.286	9-13	.692	2-10	12-2.4	13-2	18	15	0	10	45-9.0
ACC																
<b>CAREER</b>	<b>38-13</b>	<b>947-24.9</b>	<b>119-282</b>	<b>.422</b>	<b>45-124</b>	<b>.363</b>	<b>46-68</b>	<b>.676</b>	<b>21-77</b>	<b>98-2.6</b>	<b>75-2</b>	<b>97</b>	<b>72</b>	<b>5</b>	<b>39</b>	<b>329-8.7</b>
ACC	16-8	448-28.0	55-133	.414	20-53	.377	24-32	.750	9-37	46-2.9	30-0	34	29	4	19	154-9.6





# MAMADI DIANE

# #24

Senior • Guard/Forward • 6-5 • 204 • Potomac, Md. • DeMatha Catholic H.S.

## 2008-09 SEASON:

- One of Virginia's tri-captains this season
- Played in the 100th game of his Virginia career at Syracuse
- Scored 13 points vs. USF
- Had 14 points and seven rebounds vs. VMI
- Scored 14 points in the exhibition vs. Shepherd

## SINGLE GAME BESTS

### POINTS

Season: 14 vs. VMI (11/16/08)  
 Career: 26 vs. Maryland (1/16/07)  
 ACC: 26 vs. Maryland (1/16/07)

### REBOUNDS

Season: 7 vs. VMI (11/16/08)  
 Career: 11 vs. Hampton (12/16/06)  
 ACC: 10 vs. Wake Forest (2/4/06)

### FG MADE

Season: 6 vs. VMI (11/16/08), vs. USF (11/19/08)  
 Career: 9 vs. Maryland (1/16/07)  
 ACC: 9 vs. Maryland (1/16/07)

### FG ATTEMPTS

Season: 15 vs. VMI (11/16/08)  
 Career: 17 vs. Georgia Tech (1/27/08)  
 ACC: 17 vs. Georgia Tech (1/27/08)

### 3 PT FG MADE

Season: --  
 Career: 6 vs. Northwestern (11/27/07)  
 ACC: 5 at Florida State (1/23/08)

### 3 PT FG ATTEMPTS

Season: 4 vs. VMI (11/16/08), vs. USF (11/19/08)  
 Career: 10 vs. Boston College (1/19/08)  
 ACC: 10 vs. Boston College (1/19/08)

### FT MADE

Season: 2 vs. VMI (11/16/08)  
 Career: 7 vs. Loyola (12/23/05), vs. UMES (11/26/06)  
 ACC: 6 vs. Maryland (1/16/07)

### FT ATTEMPTS

Season: 3 vs. VMI (11/16/08)  
 Career: 8 vs. Loyola (12/23/05)  
 ACC: 7 vs. Md (1/16/07), at VT (2/2/08)

### ASSISTS

Season: 2 vs. Liberty (11/25/08)  
 Career: 4 vs. Loyola (12/23/05), at Md (1/30/08)  
 ACC: 4 at Maryland (1/30/08)

### TURNOVERS

Season: 2 vs. USF (11/19/08)  
 Career: 5 vs. Morgan St. (11/19/06), at GT (3/3/08)  
 ACC: 5 at Georgia Tech (3/3/08)

### BLOCKS

Season: 1 vs. VMI (11/16/08), 1 vs. Liberty (11/25/08)  
 Career: 3 vs. Liberty (11/18/05), at Arizona (11/17/07)  
 ACC: 2 on 4 occasions

### STEALS

Season: 1 vs. VMI (11/16/08), at Syracuse (11/28/08)  
 Career: 4 vs. Maryland (1/16/07)  
 ACC: 4 vs. Maryland (1/16/07)

### MINUTES


Season: 30 vs. USF (11/19/08)  
 Career: 42 vs. Georgia Tech (1/27/08)  
 ACC: 42 vs. Georgia Tech (1/27/08)

## 2008-09 GAME-BY-GAME:

Opponent	GP-GS	FG-FGA	3FG-3FGA	FT-FTA	Off-Def	Total	A	TO	Blk	Stl	PF	Min	Pts
VMI	1-1	6-15	0-4	2-3	5-2	7	1	0	1	1	3	27	14
USF	2-2	6-14	0-4	1-2	1-2	3	1	2	0	0	3	30	13
Radford	3-3	1-9	0-2	1-2	3-2	5	1	0	0	0	24	3	
Liberty	4-4	0-6	0-3	0-0	0-2	2	2	1	1	0	3	27	0
at Syracuse	5-4	0-3	0-1	0-1	1-1	2	0	1	0	1	2	16	0

## CAREER STATISTICS

Year	G-GS	Min-Avg.	FG-FGA	Pct.	3FG-3FGA	Pct.	FT-FTA	Pct.	Off-Def.	Reb-Avg.	PF-DQ	Ast	TO	Blk	Stl	Pts-Avg
2005-06	30-11	668-22.3	65-193	.337	16-66	.242	35-43	.814	33-79	112-3.7	42-0	32	36	11	22	181-6.0
ACC	16-1	321-20.1	31-94	.330	7-36	.194	12-15	.800	20-39	59-3.7	22-0	17	17	3	10	81-5.1
2006-07	32-32	883-27.6	111-251	.442	42-120	.350	43-57	.754	34-78	112-3.5	61-3	38	42	13	26	307-9.6
ACC	16-16	446-27.9	49-132	.371	18-64	.281	18-27	.667	17-37	54-3.4	32-2	18	21	8	15	134-8.4
2007-08	33-22	950-28.8	131-303	.432	60-145	.414	67-99	.677	55-91	146-4.4	72-0	37	59	22	20	389-11.8
ACC	16-8	482-30.1	60-160	.375	24-70	.343	40-60	.667	35-41	76-4.8	36-0	15	28	7	8	184-11.5
2008-09	5-4	124-24.8	13-47	.277	0-14	.000	4-8	.500	10-9	19-3.8	11-0	5	4	2	2	30-6.0
ACC																
<b>CAREER</b>	<b>100-69</b>	<b>2625-26.3</b>	<b>320-794</b>	<b>.403</b>	<b>118-345</b>	<b>.342</b>	<b>149-207</b>	<b>.720</b>	<b>132-257</b>	<b>389-3.9</b>	<b>186-3</b>	<b>112</b>	<b>141</b>	<b>48</b>	<b>70</b>	<b>907-9.1</b>
ACC	48-25	1249-26.0	140-386	.363	49-170	.288	70-102	.686	72-117	189-3.9	90-2	50	66	18	33	399-8.3



# MUSTAPHA FARRAKHAN

# #2

Sophomore • Guard • 6-4 • 179 • Harvey, Ill. • Thornton Township H.S.

## 2008-09 SEASON:

- Had two points at Syracuse
- Scored a career-high five points vs. Liberty
- Made first career start vs. VMI and had two points
- Had nine points and five assists in the exhibition vs. Shepherd

## SINGLE GAME BESTS

### POINTS

Season: 5 vs. Liberty (11/25/08)  
 Career: 5 vs. Liberty (11/25/08)  
 ACC: 3 vs. Georgia Tech (1/27/08)

### REBOUNDS

Season: 1 vs. Radford (11/21/08)  
 Career: 4 at Maryland (1/30/08)  
 ACC: 4 at Maryland (1/30/08)

### FG MADE

Season: 1 on three occasions  
 Career: 2 vs. Howard (11/14/07)  
 ACC: 1 vs. Georgia Tech (1/27/08)

### FG ATTEMPTS

Season: 5 vs VMI (11/16/08)  
 Career: 6 vs. Howard (11/14/07)  
 ACC: 5 vs. Georgia Tech (1/27/08)

### 3 PT FG MADE

Season: 1 vs. Liberty (11/25/08)  
 Career: 1 on three occasions  
 ACC: 1 vs. Georgia Tech (1/27/08)

### 3 PT FG ATTEMPTS

Season: 3 vs. Liberty (11/25/08)  
 Career: 3 vs. Ga Tech (1/27/08), vs. Liberty (11/25/08)  
 ACC: 3 vs. Georgia Tech (1/27/08)

### FT MADE

Season: 2 vs. Liberty (11/25/08)  
 Career: 2 vs. Liberty (11/25/08)  
 ACC: 1 at Maryland (1/30/08)

### FT ATTEMPTS

Season: 2 vs. Liberty (11/25/08)  
 Career: 2 on three occasions  
 ACC: 2 at Maryland (1/30/08)

### ASSISTS

Season: 1 vs. Liberty (11/25/08)  
 Career: 1 on six occasions  
 ACC: 1 vs. Georgia Tech (1/27/08)

### TURNOVERS

Season: 2 vs VMI (11/16/08), vs. Liberty (11/25/08)  
 Career: 3 at Penn (11/23/07)  
 ACC: 2 vs. Clemson (2/7/08)

### BLOCKS

Season: --  
 Career: --  
 ACC: --

### STEALS

Season: --  
 Career: 1 vs. Howard (11/14/07), at Xavier (1/3/08)  
 ACC: --

### MINUTES


Season: 11 vs VMI (11/16/08)  
 Career: 12 at Md (1/30/08), vs. Clemson (2/7/08)  
 ACC: 12 at Md (1/30/08), vs. Clemson (2/7/08)

## 2008-09 GAME-BY-GAME:

Opponent	GP-GS	FG-FGA	3FG-3FGA	FT-FTA	Off-Def	Total	A	TO	Blk	Stl	PF	Min	Pts
VMI	1-1	1-5	0-1	0-0	0-0	0	0	2	0	0	0	11	2
USF	2-2	0-0	0-0	0-0	0-0	0	0	0	0	0	1	5	0
Radford	3-2	0-2	0-0	0-0	0-1	1	0	1	0	0	0	4	0
Liberty	4-2	1-3	1-3	2-2	0-0	0	1	2	0	0	3	8	5
at Syracuse	5-2	1-3	0-0	0-0	0-0	0	0	0	0	0	1	3	2

## CAREER STATISTICS

Year	G-GS	Min-Avg.	FG-FGA	Pct.	3FG-3FGA	Pct.	FT-FTA	Pct.	Off-Def.	Reb-Avg.	PF-DQ	Ast	TO	Blk	Stl	Pts-Avg
2007-08	19-0	115-6.1	7-38	.184	2-16	.125	1-5	.200	4-11	15-0.8	9-0	5	12	0	2	17-0.9
ACC	6-0	43-7.2	1-13	.077	1-7	.143	1-3	.333	2-4	6-1.0	3-0	1	3	0	0	4-0.7
2008-09	5-2	31-6.2	3-13	.231	1-4	.250	2-2	1.000	0-1	1-0.2	5-0	1	5	0	0	9-1.8
ACC																
<b>CAREER</b>	<b>24-2</b>	<b>146-6.1</b>	<b>10-51</b>	<b>.196</b>	<b>3-20</b>	<b>.150</b>	<b>3-7</b>	<b>.429</b>	<b>4-12</b>	<b>16-0.7</b>	<b>14-0</b>	<b>6</b>	<b>17</b>	<b>0</b>	<b>2</b>	<b>26-1.1</b>
ACC	6-0	43-7.2	1-13	.077	1-7	.143	1-3	.333	2-4	6-1.0	3-0	1	3	0	0	4-0.7



# JEFF JONES

# #23

Sophomore • Guard • 6-4 • 200 • Chester, Pa. • Monsignor Bonner H.S.

## 2008-09 SEASON:

- Had three points at Syracuse
- Scored a season-high 10 points vs. Liberty
- Had six points vs. Radford
- Scored three points vs. USF
- Had eight points and three rebounds vs. VMI
- Had 18 points and five rebounds in the exhibition vs. Shepherd

## SINGLE GAME BESTS

### POINTS

Season: 10 vs. Liberty (11/25/08)  
 Career: 26 vs. Bradley (3/26/08)  
 ACC: 9 vs. NC State (2/24/08)

### REBOUNDS

Season: 3 vs. VMI (11/16/08)  
 Career: 6 vs. Vermont (11/11/07)  
 ACC: 4 at WF (2/9/08), vs. Duke (3/5/08)

### FG MADE

Season: 4 vs. Liberty (11/25/08)  
 Career: 9 vs. Bradley (3/26/08)  
 ACC: 4 vs. NCSU (2/24/08)

### FG ATTEMPTS

Season: 12 vs. Liberty (11/25/08)  
 Career: 14 vs. Bradley (3/26/08)  
 ACC: 8 vs. NCSU (2/24/08), vs. GT (3/13/08)

### 3 PT FG MADE

Season: 2 vs. VMI (11/16/08), vs. Liberty (11/25/08)  
 Career: 6 vs. Bradley (3/26/08)  
 ACC: 1 on three occasions

### 3 PT FG ATTEMPTS

Season: 8 vs. Liberty (11/25/08)  
 Career: 8 vs. Bradley (3/26/08), vs. Liberty (11/25/08)  
 ACC: 4 vs. Georgia Tech (3/13/08)

### FT MADE

Season: 4 vs. Radford (11/21/08)  
 Career: 4 on three occasions  
 ACC: 2 on four occasions

### FT ATTEMPTS

Season: 4 vs. Radford (11/21/08)  
 Career: 5 vs. N'western (11/27/07), vs. Hartford (12/30/07)  
 ACC: 3 vs. Georgia Tech (3/13/08)

### ASSISTS

Season: 3 vs. Liberty (11/25/08)  
 Career: 4 at Boston College (2/17/08)  
 ACC: 4 at Boston College (2/17/08)

### TURNOVERS

Season: 1 vs. VMI (11/16/08), vs. Radford (11/21/08)  
 Career: 4 vs. Longwood (12/7/07)  
 ACC: 3 at Duke (1/13/08)

### BLOCKS

Season: 1 vs. VMI (11/16/08)  
 Career: 1 on five occasions  
 ACC: 1 at Boston College (2/17/08)

### STEALS

Season: 2 vs. Liberty (11/25/08)  
 Career: 3 vs. Howard (11/14/07)  
 ACC: 1 on five occasions

### MINUTES


Season: 29 vs. Liberty (11/25/08)  
 Career: 31 vs. Bradley (3/26/08)  
 ACC: 22 vs. Georgia Tech (3/13/08)

## 2008-09 GAME-BY GAME:

Opponent	GP-GS	FG-FGA	3FG-3FGA	FT-FTA	Off-Def	Total	A	TO	Blk	Stl	PF	Min	Pts
VMI	1-0	3-8	2-5	0-0	0-3	3	2	1	1	1	0	27	8
USF	2-0	1-8	1-5	0-0	0-0	0	1	0	0	0	2	15	3
Radford	3-0	1-3	0-1	4-4	0-2	2	0	1	0	0	2	13	6
Liberty	4-0	4-12	2-8	0-0	0-1	1	3	0	0	2	3	29	10
at Syracuse	5-0	1-5	1-3	0-0	0-2	2	1	0	0	0	0	13	3

## CAREER STATISTICS

Year	G-GS	Min-Avg.	FG-FGA	Pct.	3FG-3FGA	Pct.	FT-FTA	Pct.	Off-Def.	Reb-Avg.	PF-DQ	Ast	TO	Blk	Stl	Pts-Avg
2007-08	33-25	494-15.0	55-151	.364	16-51	.314	33-47	.702	15-45	60-1.8	46-0	17	41	4	10	159-4.8
ACC	16-8	193-12.1	12-51	.235	2-14	.143	10-14	.714	6-14	20-1.3	20-0	8	16	1	5	36-2.3
2008-09	5-0	97-19.4	10-36	.278	6-22	.273	4-4	1.000	0-8	8-1.6	7-0	7	2	1	3	30-6.0
ACC																
<b>CAREER</b>	<b>38-25</b>	<b>591-15.6</b>	<b>65-187</b>	<b>.348</b>	<b>22-73</b>	<b>.301</b>	<b>37-51</b>	<b>.725</b>	<b>15-53</b>	<b>68-1.8</b>	<b>53-0</b>	<b>24</b>	<b>43</b>	<b>5</b>	<b>13</b>	<b>189-5.0</b>
ACC	16-8	193-12.1	12-51	.235	2-14	.143	10-14	.714	6-14	20-1.3	20-0	8	16	1	5	36-2.3



# SYLVEN LANDESBERG

# #15

Freshman • Guard • 6-6 • 205 • Flushing, N.Y. • Holy Cross H.S.

## 2008-09 SEASON:

- Finished second in the Preseason ACC Rookie of the Year voting
- Named ACC Rookie of the Week on Nov. 17 and Nov. 24
- Has led the team in scoring in four of the first five games
- Scored 16 points at Syracuse
- Had 17 points and nine rebounds vs. Liberty
- Had 22 points, including 18 in second half, vs. Radford and made two free throws to put Virginia ahead for good with 29 seconds to play
- Scored 21 points, including the game-winning layup with 13 seconds left, vs. USF
- Had 28 points, eight rebounds and eight assists vs. VMI in his collegiate debut
- His 28 points vs. VMI are a Cavalier record for a freshman in his first career game and tied for second most in ACC history
- First Cavalier freshman to score at least 20 points in his first three career games
- First Cavalier freshman to lead the team in scoring in his first three games since Tom Sheehey in 1983-84
- Had 13 points in the exhibition vs. Shepherd

## 2008-09 GAME-BY GAME:

Opponent	GP-GS	FG-FGA	3FG-3FGA	FT-FTA	Off-Def	Total	A	TO	Blk	Stl	PF	Min	Pts
VMI	1-1	10-17	0-2	8-11	6-2	8	8	3	0	3	2	36	28
USF	2-1	8-15	1-2	4-6	1-3	4	0	1	0	3	1	31	21
Radford	3-2	9-15	1-2	3-4	1-3	4	0	4	0	1	3	34	22
Liberty	4-3	5-10	1-2	6-8	2-7	9	2	1	0	0	2	35	17
at Syracuse	5-4	5-11	0-1	6-8	0-3	3	3	0	0	2	5	28	16

## SINGLE GAME BESTS

### POINTS

Season: 28 vs. VMI (11/16/08)  
 Career: 28 vs. VMI (11/16/08)  
 ACC: --

### REBOUNDS

Season: 9 vs. Liberty (11/25/08)  
 Career: 9 vs. Liberty (11/25/08)  
 ACC: --

### FG MADE

Season: 10 vs. VMI (11/16/08)  
 Career: 10 vs. VMI (11/16/08)  
 ACC: --

### FG ATTEMPTS

Season: 17 vs. VMI (11/16/08)  
 Career: 17 vs. VMI (11/16/08)  
 ACC: --

### 3 PT FG MADE

Season: 1 on three occasions  
 Career: 1 on three occasions  
 ACC: --

### 3 PT FG ATTEMPTS

Season: 2 on four occasions  
 Career: 2 on four occasions  
 ACC: --

### FT MADE

Season: 8 vs. VMI (11/16/08)  
 Career: 8 vs. VMI (11/16/08)  
 ACC: --

### FT ATTEMPTS

Season: 11 vs. VMI (11/16/08)  
 Career: 11 vs. VMI (11/16/08)  
 ACC: --

### ASSISTS

Season: 8 vs. VMI (11/16/08)  
 Career: 8 vs. VMI (11/16/08)  
 ACC: --

### TURNOVERS

Season: 4 vs. Radford (11/21/08)  
 Career: 4 vs. Radford (11/21/08)  
 ACC: --

### BLOCKS

Season: --  
 Career: --  
 ACC: --

### STEALS


Season: 3 vs. VMI (11/16/08), vs. USF (11/19/08)  
 Career: 3 vs. VMI (11/16/08), vs. USF (11/19/08)  
 ACC: --

### MINUTES

Season: 36 vs. VMI (11/16/08)  
 Career: 36 vs. VMI (11/16/08)  
 ACC: --

## CAREER STATISTICS

Year	G-GS	Min-Avg.	FG-FGA	Pct.	3FG-3FGA	Pct.	FT-FTA	Pct.	Off-Def.	Reb-Avg.	PF-DQ	Ast	TO	Blk	Stl	Pts-Avg
2008-09	5-4	164-32.8	37-68	.544	3-9	.333	27-37	.730	10-18	28-5.6	13-1	13	9	0	9	104-20.8
ACC CAREER	5-4	164-32.8	37-68	.544	3-9	.333	27-37	.730	10-18	28-5.6	13-1	13	9	0	9	104-20.8



# JEROME MEYINSSE

# #55

Junior • Forward/Center • 6-9 • 245 • Baton Rouge, La. • McKinley H.S.

## 2008-09 SEASON:

- Had season-high totals of 10 points and eight rebounds at Syracuse
- Had two points and one rebound vs. Liberty
- Made first career start vs. USF
- Had four points and five rebounds in the exhibition vs. Shepherd

## SINGLE GAME BESTS

### POINTS

Season: 10 at Syracuse (11/28/08)  
 Career: 12 vs. Elon (12/22/07)  
 ACC: 4 at Florida State (1/23/08)

### REBOUNDS

Season: 8 at Syracuse (11/28/08)  
 Career: 9 vs. Hampton (12/19/07)  
 ACC: 3 vs. BC (1/19/08), at FSU (1/23/08)

### FG MADE

Season: 3 at Syracuse (11/28/08)  
 Career: 5 vs. Elon (12/22/07)  
 ACC: 2 at Florida State (1/23/08)

### FG ATTEMPTS

Season: 7 at Syracuse (11/28/08)  
 Career: 7 vs. Hampton (12/19/07), at Syracuse (11/28/08)  
 ACC: 3 vs. Clemson (2/7/08)

### 3 PT FG MADE

Season: --  
 Career: --  
 ACC: --

### 3 PT FG ATTEMPTS

Season: --  
 Career: --  
 ACC: --

### FT MADE

Season: 4 at Syracuse (11/28/08)  
 Career: 5 vs. UMES (11/26/06)  
 ACC: --

### FT ATTEMPTS

Season: 5 at Syracuse (11/28/08)  
 Career: 6 vs. UMES (11/26/06)  
 ACC: 2 vs. Boston College (1/19/08)

### ASSISTS

Season: --  
 Career: 1 on three occasions  
 ACC: --

### TURNOVERS

Season: 1 on three occasions  
 Career: 2 on three occasions  
 ACC: --

### BLOCKS

Season: 1 at Syracuse (11/28/08)  
 Career: 2 vs. Richmond (3/18/08)  
 ACC: --

### STEALS

Season: --  
 Career: 2 vs. PR-Mayaguez (12/21/06)  
 ACC: 1 at Florida State (1/23/08)

### MINUTES


Season: 24 at Syracuse (11/28/08)  
 Career: 24 at Syracuse (11/28/08)  
 ACC: 14 at Florida State (1/23/08)

## 2008-09 GAME-BY-GAME:

Opponent	GP-GS	FG-FGA	3FG-3FGA	FT-FTA	Off-Def	Total	A	TO	Blk	Stl	PF	Min	Pts
VMI	DNP												
USF	1-1	0-0	0-0	0-0	0-0	0	0	1	0	0	0	6	0
Radford	2-1	0-1	0-0	0-0	0-0	0	0	1	0	0	0	3	0
Liberty	3-1	1-1	0-0	0-0	1-0	1	0	0	0	0	0	5	2
at Syracuse	4-1	3-7	0-0	4-5	4-4	8	0	1	1	0	2	24	10

## CAREER STATISTICS

Year	G-GS	Min-Avg.	FG-FGA	Pct.	3FG-3FGA	Pct.	FT-FTA	Pct.	Off-Def.	Reb-Avg.	PF-DQ	Ast	TO	Blk	Stl	Pts-Avg
2006-07	15-0	100-6.7	4-11	.364	0-0	.000	9-13	.692	3-17	20-1.3	15-0	1	4	2	2	17-1.1
ACC	4-0	8-2.0	0-1	.000	0-0	.000	0-0	.000	0-0	0-0.0	3-0	0	0	0	0	0-0.0
2007-08	26-0	188-7.2	23-33	.697	0-0	.000	4-12	.333	18-31	49-1.9	36-0	2	7	3	3	50-1.9
ACC	13-0	77-5.9	7-11	.636	0-0	.000	0-2	.000	5-12	17-1.3	21-0	0	0	0	1	14-1.1
2008-09	4-1	38-9.5	4-9	.444	0-0	.000	4-5	.800	5-4	9-2.3	2-0	0	3	1	0	12-3.0
ACC																
<b>CAREER</b>	<b>45-1</b>	<b>326-7.2</b>	<b>31-53</b>	<b>.585</b>	<b>0-0</b>	<b>.000</b>	<b>17-30</b>	<b>.567</b>	<b>26-52</b>	<b>78-1.7</b>	<b>53-0</b>	<b>3</b>	<b>14</b>	<b>6</b>	<b>5</b>	<b>79-1.8</b>
ACC	17-0	85-5.0	7-12	.583	0-0	.000	0-2	.000	5-12	17-1.0	24-0	0	0	0	1	14-0.8



# MIKE SCOTT

# #32

Sophomore • Forward • 6-8 • 233 • Chesapeake, Va. • Hargrave Military Academy

## 2008-09 SEASON:

- Had 10 points and 10 rebounds at Syracuse for his second double-double of the season, along with a career-high four assists in a career-high 37 minutes
- Had nine points and 17 rebounds vs. Liberty
- Had 10 points and six rebounds vs. USF
- Set career highs with 26 points and 18 rebounds vs. VMI, including tying the school record with 10 offensive rebounds in the game
- Has four career double-doubles
- Had 10 points and 14 rebounds in the exhibition vs. Shepherd

## 2008-09 GAME-BY GAME:

Opponent	GP-GS	FG-FGA	3FG-3FGA	FT-FTA	Off-Def	Total	A	TO	Blk	Stl	PF	Min	Pts
VMI	1-1	11-13	0-0	4-5	10-8	18	0	4	0	1	2	30	26
USF	2-2	4-9	0-1	2-2	4-2	6	1	2	0	2	2	32	10
Radford	3-3	2-7	0-1	1-3	2-3	5	1	0	0	0	4	27	5
Liberty	4-4	3-4	0-0	3-4	7-10	17	1	1	0	0	2	34	9
at Syracuse	5-5	5-10	0-0	0-0	5-5	10	4	0	0	1	1	37	10

## SINGLE GAME BESTS

### POINTS

Season: 26 vs. VMI (11/16/08)  
 Career: 26 vs. VMI (11/16/08)  
 ACC: 11 at Boston College (2/17/08)

### REBOUNDS

Season: 18 vs. VMI (11/16/08)  
 Career: 18 vs. VMI (11/16/08)  
 ACC: 12 at Md (1/30/08), at BC (2/17/08)

### FG MADE

Season: 11 vs. VMI (11/16/08)  
 Career: 11 vs. VMI (11/16/08)  
 ACC: 5 at Boston College (2/17/08)

### FG ATTEMPTS

Season: 13 vs. VMI (11/16/08)  
 Career: 13 vs. VMI (11/16/08)  
 ACC: 11 at Boston College (2/17/08)

### 3 PT FG MADE

Season: --  
 Career: 2 vs. Georgia Tech (3/13/08)  
 ACC: 2 vs. Georgia Tech (3/13/08)

### 3 PT FG ATTEMPTS

Season: 1 vs. USF (11/19/08), vs. Radford (11/21/08)  
 Career: 2 at BC (2/17/08), vs. GT (3/13/08)  
 ACC: 2 at BC (2/17/08), vs. GT (3/13/08)

### FT MADE

Season: 4 vs. VMI (11/16/08)  
 Career: 5 vs. Drexel (11/20/07), at VT (2/2/08)  
 ACC: 5 at Virginia Tech (2/2/08)

### FT ATTEMPTS

Season: 5 vs. VMI (11/16/08)  
 Career: 7 at Virginia Tech (2/2/08)  
 ACC: 7 at Virginia Tech (2/2/08)

### ASSISTS

Season: 4 at Syracuse (11/28/08)  
 Career: 4 at Syracuse (11/28/08)  
 ACC: 2 at Miami (3/1/08)

### TURNOVERS

Season: 4 vs. VMI (11/16/08)  
 Career: 4 vs. VMI (11/16/08)  
 ACC: 3 at Duke (1/13/08), at VT (2/2/08)

### BLOCKS

Season: --  
 Career: 3 vs. Duke (3/5/08), vs. Richmond (3/18/08)  
 ACC: 3 vs. Duke (3/5/08)

### STEALS

Season: 2 vs. USF (11/19/08)  
 Career: 3 at Penn (11/23/07)  
 ACC: 2 vs. UNC (2/12/08), at BC (2/17/08)

### MINUTES


Season: 37 at Syracuse (11/28/08)  
 Career: 37 at Syracuse (11/28/08)  
 ACC: 29 at BC (2/17/08), vs. NCSU (2/24/08)

## CAREER STATISTICS

Year	G-GS	Min-Avg.	FG-FGA	Pct.	3FG-3FGA	Pct.	FT-FTA	Pct.	Off-Def.	Reb-Avg.	PF-DQ	Ast	TO	Blk	Stl	Pts-Avg
2007-08	32-21	579-18.1	63-143	.441	4-10	.400	52-74	.703	67-101	168-5.3	69-1	15	25	12	20	182-5.7
ACC	16-14	310-19.4	30-77	.390	1-4	.250	20-33	.606	30-50	80-5.0	39-1	6	15	5	8	81-5.1
2008-09	5-5	160-32.0	25-43	.581	0-2	.000	10-14	.714	28-28	56-11.2	11-0	7	7	0	4	60-12.0
ACC																
<b>CAREER</b>	<b>37-26</b>	<b>739-20.0</b>	<b>88-186</b>	<b>.473</b>	<b>4-12</b>	<b>.333</b>	<b>62-88</b>	<b>.705</b>	<b>95-129</b>	<b>224-6.1</b>	<b>80-1</b>	<b>22</b>	<b>32</b>	<b>12</b>	<b>24</b>	<b>242-6.5</b>
ACC	16-14	310-19.4	30-77	.390	1-4	.250	20-33	.606	30-50	80-5.0	39-1	6	15	5	8	81-5.1







# WILL SHERRILL

# #22

Sophomore • Forward • 6-9 • 221 • New York, N.Y. • Phillips Academy Andover

### 2008-09 SEASON:

- Made season debut vs. Radford and had a career-high three rebounds
- Played five minutes in the exhibition vs. Shepherd

### SINGLE GAME BESTS

#### POINTS

Season: --  
 Career: 3 vs. Longwood (12/7/07)  
 ACC: --

#### REBOUNDS

Season: 3 vs. Radford (11/21/08)  
 Career: 3 vs. Radford (11/21/08)  
 ACC: --

#### FG MADE

Season: --  
 Career: 1 on three occasions  
 ACC: --

#### FG ATTEMPTS

Season: 2 vs. Radford (11/21/08)  
 Career: 2 vs. Radford (11/21/08)  
 ACC: --

#### 3 PT FG MADE

Season: --  
 Career: 1 vs. Longwood (12/7/07)  
 ACC: --

#### 3 PT FG ATTEMPTS

Season: --  
 Career: 1 vs. Longwood (12/7/07)  
 ACC: --

#### FT MADE

Season: --  
 Career: --  
 ACC: --

#### FT ATTEMPTS

Season: --  
 Career: --  
 ACC: --

#### ASSISTS

Season: --  
 Career: 1 vs. Elon (12/22/07)  
 ACC: --

#### TURNOVERS

Season: 1 vs. Radford (11/21/08)  
 Career: 1 vs. Radford (11/21/08)  
 ACC: --

#### BLOCKS

Season: --  
 Career: --  
 ACC: --

#### STEALS

Season: --  
 Career: 1 vs. Northwestern (11/27/07)  
 ACC: --

#### MINUTES

Season: 5 vs. Radford (11/21/08)  
 Career: 5 vs. Radford (11/21/08)  
 ACC: 1 vs. Clemson (2/7/08)

### 2008-09 GAME-BY GAME:

Opponent	GP-GS	FG-FGA	3FG-3FGA	FT-FTA	Off-Def	Total	A	TO	Blk	Stl	PF	Min	Pts
VMI	DNP												
USF	DNP												
Radford	1-0	0-2	0-0	0-0	2-1	3	0	1	0	0	1	5	0
Liberty	DNP												
at Syracuse	DNP												

### CAREER STATISTICS

Year	G-GS	Min-Avg.	FG-FGA	Pct.	3FG-3FGA	Pct.	FT-FTA	Pct.	Off-Def.	Reb-Avg.	PF-DQ	Ast	TO	Blk	Stl	Pts-Avg
2007-08	7-0	12-1.7	3-3	1.000	1-1	1.000	0-0	.000	1-2	3-0.4	3-0	1	0	0	1	7-1.0
ACC	1-0	1-1.0	0-0	.000	0-0	.000	0-0	.000	0-0	0-0.0	0-0	0	0	0	0	0-0.0
2008-09	1-0	5-5.0	0-2	.000	0-0	.000	0-0	.000	2-1	3-3.0	1-0	0	1	0	0	0-0.0
ACC																
<b>CAREER</b>	<b>8-0</b>	<b>17-2.1</b>	<b>3-5</b>	<b>.600</b>	<b>1-1</b>	<b>1.000</b>	<b>0-0</b>	<b>.000</b>	<b>3-3</b>	<b>6-0.8</b>	<b>4-0</b>	<b>1</b>	<b>1</b>	<b>0</b>	<b>1</b>	<b>7-0.9</b>
ACC	1-0	1-1.0	0-0	.000	0-0	.000	0-0	.000	0-0	0-0.0	0-0	0	0	0	0	0-0.0



# TUNJI SOROYE

# #21

Senior • Center • 6-11 • 252 • Dugbe Ibadan, Nigeria • Montrose Christian School

## 2008-09 SEASON:

- One of Virginia's tri-captains this season
- Had eight points, five rebounds, two blocks and two steals vs. Radford
- Had three points, six rebounds and two blocks vs. USF
- Had two points and one rebound in the exhibition vs. Shepherd

## SINGLE GAME BESTS

### POINTS

Season: 8 vs. Radford (11/21/08)  
 Career: 12 vs. Fordham (12/7/05)  
 ACC: 6 on three occasions

### REBOUNDS

Season: 6 vs. USF (11/19/08)  
 Career: 11 vs. Maryland (2/6/07)  
 ACC: 11 vs. Maryland (2/6/07)

### FG MADE

Season: 3 vs. Radford (11/21/08)  
 Career: 4 vs. Fordham (12/7/05), vs. Albany (3/16/07)  
 ACC: 3 vs. Florida State (1/11/06)

### FG ATTEMPTS

Season: 5 vs. Radford (11/21/08)  
 Career: 8 vs. Albany (3/16/07)  
 ACC: 5 vs. Florida State (1/11/06)

### 3 PT FG MADE

Season: --  
 Career: --  
 ACC: --

### 3 PT FG ATTEMPTS

Season: --  
 Career: --  
 ACC: --

### FT MADE

Season: 2 vs. Radford (11/21/08)  
 Career: 4 on three occasions  
 ACC: 4 vs. Clemson (1/7/06)

### FT ATTEMPTS

Season: 2 vs. USF (11/19/08), vs. Radford (11/21/08)  
 Career: 6 vs. Fordham (12/7/05)  
 ACC: 5 vs. Florida State (2/17/07)

### ASSISTS

Season: --  
 Career: 1 on 13 occasions  
 ACC: 1 on eight occasions

### TURNOVERS

Season: 1 vs. USF (11/19/08)  
 Career: 4 at Virginia Tech (1/15/06)  
 ACC: 4 at Virginia Tech (1/15/06)

### BLOCKS

Season: 2 vs. USF (11/19/08), vs. Radford (11/21/08)  
 Career: 5 vs. Duke (3/11/05)  
 ACC: 5 vs. Duke (3/11/05)

### STEALS

Season: 2 vs. Radford (11/21/08)  
 Career: 2 on four occasions  
 ACC: 2 vs. UNC (1/19/06), at FSU (2/18/06)

### MINUTES


Season: 24 vs. Radford (11/21/08)  
 Career: 33 vs. Clemson (1/7/06)  
 ACC: 33 vs. Clemson (1/7/06)

## 2008-09 GAME-BY-GAME:

Opponent	GP-GS	FG-FGA	3FG-3FGA	FT-FTA	Off-Def	Total	A	TO	Blk	Stl	PF	Min	Pts
VMI	DNP												
USF	1-0	1-1	0-0	1-2	3-3	6	0	1	2	1	1	15	3
Radford	2-1	3-5	0-0	2-2	2-3	5	0	0	2	2	3	24	8
Liberty	DNP												
at Syracuse	3-1	0-1	0-0	0-0	0-1	1	0	0	0	0	3	10	0

## CAREER STATISTICS

Year	G-GS	Min-Avg.	FG-FGA	Pct.	3FG-3FGA	Pct.	FT-FTA	Pct.	Off-Def.	Reb-Avg.	PF-DQ	Ast	TO	Blk	Stl	Pts-Avg
2004-05	21-2	120-5.7	4-10	.400	0-0	.000	4-7	.571	7-21	28-1.3	18-0	2	3	15	1	12-0.6
ACC	12-0	72-6.0	4-5	.800	0-0	.000	2-4	.500	4-12	16-1.3	14-0	2	2	8	1	10-0.8
2005-06	30-23	553-18.4	21-51	.412	0-0	.000	13-19	.684	36-70	106-3.5	88-7	4	38	37	10	55-1.8
ACC	16-16	290-18.1	9-26	.346	0-0	.000	6-9	.667	18-33	51-3.2	49-4	2	19	15	6	24-1.5
2006-07	28-11	391-14.0	18-35	.514	0-0	.000	24-39	.615	35-54	89-3.2	46-0	7	20	26	7	60-2.1
ACC	16-6	252-15.8	12-19	.632	0-0	.000	10-23	.435	27-30	57-3.6	29-0	4	10	14	2	34-2.1
2007-08	2-0	8-4.0	0-1	.000	0-0	.000	1-2	.500	2-1	3-1.5	2-0	0	2	0	0	1-0.5
ACC	0-0															
2008-09	3-1	49-16.3	4-7	.571	0-0	.000	3-4	.750	5-7	12-4.0	7-0	0	1	4	3	11-3.7
ACC																
<b>CAREER</b>	<b>84-37</b>	<b>1121-13.3</b>	<b>47-104</b>	<b>.452</b>	<b>0-0</b>	<b>.000</b>	<b>45-71</b>	<b>.634</b>	<b>85-153</b>	<b>238-2.8</b>	<b>161-7</b>	<b>13</b>	<b>64</b>	<b>82</b>	<b>21</b>	<b>139-1.7</b>
ACC	44-22	614-14.0	25-50	.500	0-0	.000	18-36	.500	49-75	124-2.8	92-4	8	31	37	9	68-1.5



# SOLOMON TAT

# #45

Junior • Guard/Forward • 6-5 • 223 • Jos Plateau, Nigeria • Community Christian School

### 2008-09 SEASON:

- Made season debut vs. Radford
- Had three rebounds in the exhibition vs. Shepherd

### SINGLE GAME BESTS

#### POINTS

Season: --  
 Career: 12 at Xavier (1/3/08)  
 ACC: 8 at Virginia Tech (2/10/07)

#### REBOUNDS

Season: --  
 Career: 6 at Virginia Tech (2/10/07)  
 ACC: 6 at Virginia Tech (2/10/07)

#### FG MADE

Season: --  
 Career: 3 at Virginia Tech (2/10/07), at Xavier (1/3/08)  
 ACC: 3 at Virginia Tech (2/10/07)

#### FG ATTEMPTS

Season: --  
 Career: 9 at Virginia Tech (2/10/07)  
 ACC: 9 at Virginia Tech (2/10/07)

#### 3 PT FG MADE

Season: --  
 Career: --  
 ACC: --

#### 3 PT FG ATTEMPTS

Season: --  
 Career: 1 on five occasions  
 ACC: 1 on three occasions

#### FT MADE

Season: --  
 Career: 6 at Xavier (1/3/08)  
 ACC: 2 on four occasions

#### FT ATTEMPTS

Season: --  
 Career: 9 at Xavier (1/3/08)  
 ACC: 2 on five occasions

#### ASSISTS

Season: --  
 Career: 5 vs. Gonzaga (1/3/07)  
 ACC: 2 at Clemson (1/28/07), at Wake (3/3/07)

#### TURNOVERS

Season: --  
 Career: 2 on four occasions  
 ACC: 2 vs. Maryland (1/16/07), at Duke (1/13/08)

#### BLOCKS

Season: --  
 Career: 1 vs. Longwood (2/13/07)  
 ACC: --

#### STEALS

Season: --  
 Career: 2 vs. Stanford (1/7/07), vs. Md. (1/16/07)  
 ACC: 2 vs. Maryland (1/16/07)

#### MINUTES


Season: 1 vs. Radford (11/21/08)  
 Career: 23 at Virginia Tech (2/10/07)  
 ACC: 23 at Virginia Tech (2/10/07)

### 2008-09 GAME-BY GAME:

Opponent	GP-GS	FG-FGA	3FG-3FGA	FT-FTA	Off-Def	Total	A	TO	Blk	Stl	PF	Min	Pts
VMI	DNP												
USF	DNP												
Radford	1-0	0-0	0-0	0-0	0-0	0	0	0	0	0	0	1	0
Liberty	2-0	0-0	0-0	0-0	0-0	0	0	0	0	0	0	0+	0
at Syracuse	DNP												

### CAREER STATISTICS

Year	G-GS	Min-Avg.	FG-FGA	Pct.	3FG-3FGA	Pct.	FT-FTA	Pct.	Off-Def.	Reb-Avg.	PF-DQ	Ast	TO	Blk	Stl	Pts-Avg
2006-07	20-0	165-8.3	14-40	.350	0-3	.000	12-19	.632	7-25	32-1.6	24-0	13	8	1	8	40-2.0
ACC	13-0	107-8.2	8-25	.320	0-1	.000	5-5	1.000	5-16	21-1.6	17-0	6	4	0	5	21-1.6
2007-08	15-0	100-6.7	11-24	.458	0-2	.000	13-17	.765	4-16	20-1.3	6-0	5	6	0	3	35-2.3
ACC	9-0	68-7.6	7-15	.467	0-2	.000	5-6	.833	1-12	13-1.4	4-0	3	4	0	3	19-2.1
2008-09	2-0	1-0.5	0-0	.000	0-0	.000	0-0	.000	0-0	0-0.0	0-0	0	0	0	0	0-0.0
ACC																
<b>CAREER</b>	<b>37-0</b>	<b>266-7.2</b>	<b>25-64</b>	<b>.391</b>	<b>0-5</b>	<b>.000</b>	<b>25-36</b>	<b>.694</b>	<b>11-41</b>	<b>52-1.4</b>	<b>30-0</b>	<b>18</b>	<b>14</b>	<b>1</b>	<b>11</b>	<b>75-2.0</b>
ACC	22-0	175-8.0	15-40	.375	0-3	.000	10-11	.909	6-28	34-1.5	21-0	9	8	0	8	40-1.8



# JAMIL TUCKER

# #12

Junior • Forward • 6-9 • 241 • Gary, Ind. • West Side H.S.

## 2008-09 SEASON:

- Had four points and a team-high six rebounds vs. Radford
- Had a career-high 15 points and a team-high seven rebounds vs. USF
- Scored 14 points vs. VMI
- Had seven points in the exhibition vs. Shepherd

## SINGLE GAME BESTS

### POINTS

Season: 15 vs. USF (11/19/08)  
 Career: 15 vs. USF (11/19/08)  
 ACC: 14 at Miami (3/1/08)

### REBOUNDS

Season: 7 vs. USF (11/19/08)  
 Career: 9 at BC (1/13/07), at WF (2/9/08)  
 ACC: 9 at BC (1/13/07), at WF (2/9/08)

### FG MADE

Season: 6 vs. VMI (11/16/08)  
 Career: 6 vs. VMI (11/16/08)  
 ACC: 5 vs. Maryland (3/9/08)

### FG ATTEMPTS

Season: 8 vs. VMI (11/16/08), vs. USF (11/19/08)  
 Career: 10 at WF (2/9/08), vs. ODU (3/24/08)  
 ACC: 10 at Wake Forest (2/9/08)

### 3 PT FG MADE

Season: 2 vs. USF (11/19/08)  
 Career: 3 on six occasions  
 ACC: 3 on four occasions

### 3 PT FG ATTEMPTS

Season: 3 vs. USF (11/19/08)  
 Career: 8 vs. Old Dominion (3/24/08)  
 ACC: 7 at Wake Forest (2/9/08)

### FT MADE

Season: 5 vs. USF (11/19/08)  
 Career: 5 vs. Hampton (12/19/07), vs. USF (11/19/08)  
 ACC: 3 vs. Md (1/16/07), at Miami (3/1/08)

### FT ATTEMPTS

Season: 8 vs. USF (11/19/08)  
 Career: 8 vs. USF (11/19/08)  
 ACC: 4 on three occasions

### ASSISTS

Season: 1 vs. USF (11/19/08)  
 Career: 2 on four occasions  
 ACC: 2 on three occasions

### TURNOVERS

Season: 2 vs. VMI (11/16/08), vs. Radford (11/21/08)  
 Career: 3 vs. Wake Forest (1/21/07)  
 ACC: 3 vs. Wake Forest (1/21/07)

### BLOCKS

Season: 1 vs. VMI (11/16/08), vs. USF (11/19/08)  
 Career: 2 on five occasions  
 ACC: 2 vs. VT (1/16/08), vs. GT (3/13/08)

### STEALS

Season: 1 vs. USF (11/19/08), vs. Radford (11/21/08)  
 Career: 2 vs. Old Dominion (3/24/08)  
 ACC: 1 on five occasions

### MINUTES

Season: 27 vs. USF (11/19/08)  
 Career: 30 at Wake Forest (2/9/08)  
 ACC: 30 at Wake Forest (2/9/08)

## 2008-09 GAME-BY GAME:

Opponent	GP-GS	FG-FGA	3FG-3FGA	FT-FTA	Off-Def	Total	A	TO	Blk	Stl	PF	Min	Pts
VMI	1-0	6-8	0-1	2-4	0-3	3	0	2	1	0	2	17	14
USF	2-0	4-8	2-3	5-8	0-7	7	1	0	1	1	0	27	15
Radford	3-0	2-6	0-0	0-0	3-3	6	0	2	0	1	4	16	4
Liberty	4-0	0-0	0-0	0-0	1-0	1	0	1	0	0	0	6	0
at Syracuse	5-0	0-2	0-0	0-0	1-1	2	0	0	0	0	0	2	0

## CAREER STATISTICS

Year	G-GS	Min-Avg.	FG-FGA	Pct.	3FG-3FGA	Pct.	FT-FTA	Pct.	Off-Def.	Reb-Avg.	PF-DQ	Ast	TO	Blk	Stl	Pts-Avg
2006-07	29-0	291-10.0	32-73	.438	21-43	.488	15-27	.556	16-44	60-2.1	39-0	3	19	6	3	100-3.4
ACC	13-0	113-8.7	15-32	.469	11-19	.579	8-13	.615	7-20	27-2.1	20-0	0	9	0	1	49-3.8
2007-08	31-3	483-15.6	57-133	.429	31-84	.369	17-24	.708	19-84	103-3.3	62-0	17	21	12	7	162-5.2
ACC	16-2	256-16.0	32-75	.427	18-45	.400	9-14	.643	14-44	58-3.6	26-0	11	11	3	4	91-5.7
2008-09	5-0	68-13.6	12-24	.500	2-4	.500	7-12	.583	5-14	19-3.8	6-0	1	5	2	2	33-6.6
ACC																
<b>CAREER</b>	<b>65-3</b>	<b>842-13.0</b>	<b>101-230</b>	<b>.439</b>	<b>54-131</b>	<b>.412</b>	<b>39-63</b>	<b>.619</b>	<b>40-142</b>	<b>182-2.8</b>	<b>107-0</b>	<b>21</b>	<b>45</b>	<b>20</b>	<b>12</b>	<b>295-4.5</b>
ACC	29-2	369-12.7	47-107	.439	29-64	.453	17-27	.630	21-64	85-2.9	46-0	11	20	3	5	140-4.8





# 2008-09 VIRGINIA BASKETBALL

## VIRGINIA TEAM AND INDIVIDUAL HIGHS FOR THE 2008-09 SEASON:

TEAM			INDIVIDUAL		
Points:	107	vs. VMI (107-97)	Points:	28	Sylven Landesberg vs. VMI
FG Att:	79	vs. VMI (43-79)	FG Att:	17	Sylven Landesberg vs. VMI
FG Made:	43	vs. VMI (43-79)	FG Made:	10	Sylven Landesberg vs. VMI
FG %:	54.4	vs. VMI (43-79)	FG % <sup>(1)</sup> :	84.6	Mike Scott (11-13) vs. VMI
3-FG Att:	32	vs. Liberty (13-32)	3-FG Att:	10	Sammy Zeglinski (6-10) vs. Liberty
3-FG Made:	13	vs. Liberty (13-32)	3-FG Made:	6	Sammy Zeglinski (6-10) vs. Liberty
3-FG %:	40.6	vs. Liberty (13-32)	3-FG % <sup>(2)</sup> :	60.0	Sammy Zeglinski (6-10) vs. Liberty
FT Att:	28	vs. VMI (18-28)	FT Att:	11	Sylven Landesberg (8-11) vs. VMI
		vs. USF (18-28)			
FT Made:	19	vs. Radford (19-24)	FT Made:	8	Sylven Landesberg (8-11) vs. VMI
FT %:	79.2	vs. Radford (19-24)	FT % <sup>(1)</sup> :	83.3	Calvin Baker (5-6) vs. Radford
Rebounds:	50	vs. VMI	Rebounds:	18	Mike Scott vs. VMI
Assists:	24	vs. VMI	Assists:	8	Sylven Landesberg vs. VMI
Turnovers:	20	vs. VMI	Turnovers:	5	Calvin Baker vs. VMI
					Sammy Zeglinski vs. Liberty, at Syracuse
Blocks:	4	vs. VMI	Blocks:	2	Tunji Soroye vs. USF
					2 Tunji Soroye vs. Radford
Steals:	12	vs. VMI	Steals:	4	Calvin Baker vs. VMI, at Syracuse
Fouls:	27	at Syracuse			

## OPPONENT TEAM AND INDIVIDUAL HIGHS FOR THE 2008-09 SEASON:

TEAM			INDIVIDUAL		
Points:	97	VMI (107-97)	Points:	31	Chavis Holmes, VMI
FG Att:	79	VMI (37-79)	FG Att:	23	Dominique Jones (10-23), USF
FG Made:	37	VMI (37-79)	FG Made:	11	Chavis Holmes (11-20), VMI
FG %:	56.6	Liberty (30-53)	FG % <sup>(1)</sup> :	75.0	Willie Bell (6-8), VMI
					Kyle Ohman (9-12), Liberty
3-FG Att:	31	VMI (9-31)	3-FG Att:	9	Keith Gabriel (2-9), VMI
					Andy Rautins (4-9), at Syracuse
3-FG Made:	13	Liberty (13-26)	3-FG Made:	6	Kyle Ohman (6-8), Liberty
3-FG %:	50.0	Liberty (13-26)	3-FG % <sup>(2)</sup> :	75.0	Kyle Ohman (6-8), Liberty
FT Att:	38	at Syracuse (27-38)	FT Att:	11	Jonny Flynn (7-11), at Syracuse
FT Made:	27	at Syracuse (27-38)	FT Made:	8	Eric Devendorf (8-9), at Syracuse
FT %:	93.3	VMI (14-15)	FT % <sup>(1)</sup> :	88.9	Eric Devendorf (8-9), at Syracuse
Rebounds:	40	Radford	Rebounds:	12	Artsiom Parakhouski, Radford
Assists:	21	Liberty	Assists:	8	Jesse Sanders, Liberty
Turnovers:	19	VMI	Turnovers:	6	Travis Holmes, VMI
Blocks:	10	Radford	Blocks:	6	Eric Hall, Radford
Steals:	15	VMI	Steals:	4	Willie Bell, VMI
Fouls:	28	VMI			

## VIRGINIA AND OPPONENT TEAM LOWS FOR THE 2008-09 SEASON:

TEAM			TEAM		
Points:	68	vs. Radford (68-66)	Points:	66	Radford (68-66)
FG Att:	58	vs. Liberty (27-58)	FG Att:	45	at Syracuse (21-45)
FG Made:	24	vs. Radford (24-65)	FG Made:	21	at Syracuse (21-45)
FG %:	36.9	vs. Radford (24-65)	FG %:	38.7	Radford (24-62)
3-FG Att:	9	vs. Radford (1-9)	3-FG Att:	12	Radford (4-12)
3-FG Made:	1	vs. Radford (1-9)	3-FG Made:	4	Radford (4-12)
					at Syracuse (4-13)
3-FG %:	11.1	vs. Radford (1-9)	3-FG %:	29.0	VMI (9-31)
FT Att:	17	at Syracuse (12-17)	FT Att:	12	USF (6-12)
FT Made:	12	at Syracuse (12-17)	FT Made:	6	USF (6-12)
FT %:	64.3	vs. VMI (18-28)	FT %:	50.0	USF (6-12)
		vs. USF (18-28)			
Rebounds:	37	vs. Liberty	Rebounds:	23	Liberty
Assists:	4	vs. Radford	Assists:	7	Radford
Turnovers:	10	vs. USF	Turnovers:	11	Liberty
Blocks:	1	vs. Liberty	Blocks:	0	Liberty
Steals:	5	vs. Liberty	Steals:	2	USF
Fouls:	14	vs. VMI	Fouls:	15	at Syracuse

(1) - Min. 5 made; (2) Min. 3 made



# 2008-09 VIRGINIA BASKETBALL

## THE CAVALIERS' RECORD IN 2008-09 WHEN UVa:

leads at halftime.....	1-1
trails at halftime.....	1-1
tied at halftime.....	1-0
goes into overtime.....	0-0
leads by 10 or more points.....	1-1
trails by 10 or more points.....	0-0
shoots 50% or better.....	1-0
shoots less than 50%.....	2-2
shoots less than 45%.....	2-1
shoots less than 40%.....	1-0
opponent shoots 50% or better.....	0-1
opponent shoots less than 50%.....	3-1
opponent shoots less than 45%.....	1-0
opponent shoots less than 40%.....	1-0
has higher FG% than opponent.....	1-0
has lower FG% than opponent.....	2-2
has same FG% as opponent.....	0-0
outrebounds its opponent.....	2-2
is outrebounded by opponent.....	0-0
has same rebounds as opponent.....	1-0
has more offensive rebounds than opponent.....	3-2
has fewer offensive rebounds than opponent.....	0-0
has same offensive rebounds as opponent.....	0-0
has fewer turnovers than opponent.....	2-1
has more turnovers than opponent.....	1-1
has same turnovers as opponent.....	0-0
has fewer than 10 turnovers.....	0-0
opponent has fewer than 10 turnovers.....	0-0
shoots more FTs than opponent.....	2-0
shoots fewer FTs than opponent.....	1-2
shoots the same FTs as opponent.....	0-0
has game decided by 10 points or less.....	3-2
has game decided by 5 points or less.....	2-2
scores <60 points.....	0-0
scores 60-69 points.....	1-0
scores 70-79 points.....	1-1
scores 80-89 points.....	0-1
scores 90+ points.....	1-0
allows <60 points.....	0-0
allows 60-69 points.....	1-0
allows 70-79 points.....	1-1
allows 80-89 points.....	0-1
allows 90+ points.....	1-0
wins the tip.....	3-1
loses the tip.....	0-1

## VIRGINIA IN ITS 3 WINS:

UVa's FG percentage.....	44.5 (94-211)
UVa's FT percentage.....	68.8 (55-80)
UVa's 3FG percentage.....	20.5 (9-44)
UVa's offensive rebounds /game.....	18.7 (56)
UVa's rebounds/game.....	44.0 (132)
UVa's rebound margin/game.....	+6.0 (44.0-38.0)
UVa's assists/game.....	12.7 (38)
UVa's turnovers/game.....	14.7 (44)
UVa's points/game.....	84.0 (252)
Opponent's FG percentage.....	45.1 (93-206)
Opponent's points./game.....	79.3 (238)
Opponent's turnovers/game.....	16.0 (48)
Opponent's FT attempts/game.....	17.3 (52)

## VIRGINIA IN ITS 2 LOSSES:

UVa's FG percentage.....	44.3 (54-122)
UVa's FT percentage.....	75.0 (27-36)
UVa's 3FG percentage.....	37.0 (17-46)
UVa's offensive rebounds /game.....	12.0 (24)
UVa's rebounds/game.....	37.5 (75)
UVa's rebound margin/game.....	+9.5 (37.5-28.0)
UVa's assists/game.....	16.0 (32)
UVa's turnovers/game.....	13.0 (26)
UVa's points/game.....	76.0 (152)
Opponent's FG percentage.....	52.0 (51-98)
Opponent's points./game.....	79.5 (159)
Opponent's turnovers/game.....	13.0 (26)
Opponent's FT attempts/game.....	29.0 (58)





# 2008-09 VIRGINIA BASKETBALL

## **VIRGINIA'S LEADING PERFORMERS IN 2008-09 ...**

OPPONENT	SCORE	POINTS	REBOUNDS	ASSISTS
VMI	107-97	Landesberg (28)	Scott (18)	Landesberg (8)
USF	77-75	Landesberg (21)	Tucker (7)	Zeglinski (4)
Radford	68-66	Landesberg (22)	Tucker (6)	Four players (1)
Liberty	82-86	Zeglinski (24)	Scott (17)	Baker (5)
at Syracuse	70-73	Landesberg (16)	Scott (10)	Scott (4)

## **ADDITIONAL TEAM INFORMATION ...**

Led in scoring:	Landesberg (4), Zeglinski (1)
Led in rebounding:	Scott (3), Tucker (2)
Led in assists:	Baker (2), Scott (2), Zeglinski (2), Diane (1), Landesberg (1)
20-point or more games (5):	Landesberg (3), Scott (1), Zeglinski (1)
Double figure scoring (20):	Landesberg (5), Zeglinski (4), Scott (3), Baker (2), Diane (2), Tucker (2), Jones (1), Meyinsse (1)
Double figure rebounds (3):	Scott (3)
Double-doubles (2):	Scott (2)
Largest halftime lead:	11 at Syracuse, Nov. 28 (40-29)
Largest halftime deficit:	3 vs. Liberty, Nov. 25 (32-35)
Largest halftime deficit overcome in a victory:	2 vs. Radford, Nov. 21 (27-29)
Largest halftime lead surrendered in a loss:	11 at Syracuse, Nov. 28 (40-29)
Largest deficit overcome in a victory:	8 vs. USF, Nov. 19 (USF led 10-2 @ 14:59 1st half)
Largest lead surrendered in a loss:	13 at Syracuse, Nov. 28 (UVa led 40-27 @ 0:30 1st half)
Largest deficit at any time:	8 vs. USF, Nov. 19 (USF led 10-2 @ 14:59 1st half); 8 vs. Liberty, Nov. 25 (LU led 17-9 @ 10:31 1st half)
Largest lead at any time:	17 vs. VMI, Nov. 16 (UVa led 36-19 @ 10:14 1st half)
Most consecutive points scored:	10 vs. Liberty
Most consecutive points allowed:	10 by Syracuse

**The Automated ScoreBook**  
**Virginia Season Schedule/Results & Leaders (as of Nov 28, 2008)**  
**All games**

<b>RECORD:</b>	<b>OVERALL</b>	<b>HOME</b>	<b>AWAY</b>	<b>NEUTRAL</b>
ALL GAMES	3-2	3-1	0-1	0-0
CONFERENCE	0-0	0-0	0-0	0-0
NON-CONFERENCE	3-2	3-1	0-1	0-0

<b>Date</b>	<b>Opponent</b>	<b>Score</b>	<b>Att. High Points</b>	<b>High Rebounds</b>
11/16/08	VMI	W 107-97	9955 (28)Sylvn Landesberg	(18)Mike Scott
11/19/08	USF	W 77-75	8810 (21)Sylvn Landesberg	(7)Jamil Tucker
11/21/08	RADFORD	W 68-66	10311 (22)Sylvn Landesberg	(6)Jamil Tucker
11/25/08	LIBERTY	82-86 L	9263 (24)Sammy Zeglinski	(17)Mike Scott
11/28/08	at Syracuse	70-73 L	22096 (16)Sylvn Landesberg	(10)Mike Scott

\* - Conference game

<b>Attendance Summary</b>	<b>Games</b>	<b>Attend</b>	<b>Avg/Game</b>
Home	4	38339	9585
Away	1	22096	22096
Neutral	0	0	0
Total	5	60435	12087

**The Automated ScoreBook**  
**Virginia Game-by-Game Points-Rebounds-Assists (as of Nov 28, 2008)**  
**All games**

Opponent	Date	Score		02	04	05	12	13	15	21
				FARRAKHAN, BAKER,CALV	SENE,ASSAN	TUCKER,JAM	ZEGLINSKI, LANDESBERG	SOROYE,TUN		
VMI	11/16/08	107-97	w	2-0-0	4-5-7	DNP	14-3-0	11-4-6	28-8-8	DNP
USF	11/19/08	77-75	w	0-0-0	3-1-2	DNP	15-7-1	9-5-4	21-4-0	3-6-0
RADFORD	11/21/08	68-66	w	0-1-0	9-0-1	DNP	4-6-0	11-5-1	22-4-0	8-5-0
LIBERTY	11/25/08	82-86	L	5-0-1	15-3-5	DNP	0-1-0	24-2-4	17-9-2	DNP
at Syracuse	11/28/08	70-73	L	2-0-0	14-3-3	1-1-1	0-2-0	14-4-2	16-3-3	0-1-0

Opponent	Date	Score		22	23	24	25	32	45	55
				SHERRILL,W	JONES,JEFF	DIANE,MAMA	BRANDENBU	SCOTT,MIKE	TAT,SOLOMO	MEYINSSE,J
VMI	11/16/08	107-97	w	DNP	8-3-2	14-7-1	DNP	26-18-0	DNP	DNP
USF	11/19/08	77-75	w	DNP	3-0-1	13-3-1	DNP	10-6-1	DNP	0-0-0
RADFORD	11/21/08	68-66	w	0-3-0	6-2-0	3-5-1	0-1-0	5-5-1	0-0-0	0-0-0
LIBERTY	11/25/08	82-86	L	DNP	10-1-3	0-2-2	DNP	9-17-1	0-0-0	2-1-0
at Syracuse	11/28/08	70-73	L	DNP	3-2-1	0-2-0	DNP	10-10-4	DNP	10-8-0

**The Automated ScoreBook**  
**Virginia Team Game-by-Game Comparison (as of Nov 28, 2008)**  
**All games**

Opponent	1st	2nd	Score	Mar	Total FG	FG Pct	3-Pointers	3FG Pct	Free Throws	FT Pct	Rebounds	Assist	T/Over	Block	Steal	Fouls
VMI	51/45	56/52	107-97	+10	43-79/37-79	.544/.468	3-16/9-31	.188/.290	18-28/14-15	.643/.933	50/35 +15	24/17	20/19	4/3	12/15	14/28
USF	34/34	43/41	77-75	+2	27-67/32-65	.403/.492	5-19/5-15	.263/.333	18-28/6-12	.643/.500	39/39 -	10/13	10/14	3/4	8/2	15/19
RADFORD	27/29	41/37	68-66	+2	24-65/24-62	.369/.387	1-9/4-12	.111/.333	19-24/14-25	.792/.560	43/40 +3	4/7	14/15	3/10	6/3	24/25
LIBERTY	32/35	50/51	82-86	(4)	27-58/30-53	.466/.566	13-32/13-26	.406/.500	15-19/13-20	.789/.650	37/23 +14	18/21	14/11	1/0	5/5	18/17
Syracuse	40/29	30/44	70-73	(3)	27-64/21-45	.422/.467	4-14/4-13	.286/.308	12-17/27-38	.706/.711	38/33 +5	14/15	12/15	2/9	10/6	27/15

Note: Game totals are displayed in the format TEAM/OPPONENT for each category

**The Automated ScoreBook**  
**Virginia Game-by-Game Highs (as of Nov 28, 2008)**  
**All games**

Opponent	Date	Score	Points	Rebounds	Assists	Steals	Blocked shots
VMI	11/16/08	107-97	28-Sylvan Landesberg	18-Mike Scott	8-Sylvan Landesberg	4-Calvin Baker	1-Sammy Zeglinski Mamadi Diane Jamil Tucker Jeff Jones
USF	11/19/08	77-75	21-Sylvan Landesberg	7-Jamil Tucker	4-Sammy Zeglinski	3-Sylvan Landesberg	2-Tunji Soroye
RADFORD	11/21/08	68-66	22-Sylvan Landesberg	6-Jamil Tucker	1-Sammy Zeglinski Calvin Baker Mamadi Diane Mike Scott	2-Tunji Soroye	2-Tunji Soroye
LIBERTY	11/25/08	82-86	24-Sammy Zeglinski	17-Mike Scott	5-Calvin Baker	2-Jeff Jones Sammy Zeglinski	1-Mamadi Diane
at Syracuse	11/28/08	70-73	16-Sylvan Landesberg	10-Mike Scott	4-Mike Scott	4-Calvin Baker	1-Jerome Meyinsse Assane Sene

**The Automated ScoreBook**  
**Virginia Team Game-by-Game (as of Nov 28, 2008)**  
**All games**

TEAM STATISTICS

Opponent	Date	Score	W	Total		3-Pointers		Free throws		Rebounds				pf	a	t/o	blk	stl	pts	avg
				fg-fga	pct	3fg-fga	pct	ft-fta	pct	off	def	tot	avg							
VMI	11/16/08	107-97	W	43-79	.544	3-16	.188	18-28	.643	23	27	50	50.0	14	24	20	4	12	107	107.0
USF	11/19/08	77-75	W	27-67	.403	5-19	.263	18-28	.643	17	22	39	44.5	15	10	10	3	8	77	92.0
RADFORD	11/21/08	68-66	W	24-65	.369	1-9	.111	19-24	.792	16	27	43	44.0	24	4	14	3	6	68	84.0
LIBERTY	11/25/08	82-86	L	27-58	.466	13-32	.406	15-19	.789	11	26	37	42.2	18	18	14	1	5	82	83.5
at Syracuse	11/28/08	70-73	L	27-64	.422	4-14	.286	12-17	.706	13	25	38	41.4	27	14	12	2	10	70	80.8
Virginia		404		148-333	.444	26-90	.289	82-116	.707	80	127	207	41.4	98	70	70	13	41	404	80.8
Opponents		397		144-304	.474	35-97	.361	74-110	.673	51	119	170	34.0	104	73	74	26	31	397	79.4

Games played: 5  
Points/game: 80.8  
FG Pct: 44.4  
3FG Pct: 28.9  
FT Pct: 70.7

Rebounds/game: 41.4  
Assists/game: 14.0  
Turnovers/game: 14.0  
Assist/turnover ratio: 1.0  
Steals/game: 8.2  
Blocks/game: 2.6

**The Automated ScoreBook**  
**Virginia Overall Team Statistics (as of Nov 28, 2008)**  
**All games**

<b>TEAM STATISTICS</b>	<b>VA</b>	<b>OPP</b>
<b>SCORING</b>	404	397
Points per game	80.8	79.4
Scoring margin	+1.4	-
<b>FIELD GOALS-ATT</b>	148-333	144-304
Field goal pct	.444	.474
<b>3 POINT FG-ATT</b>	26-90	35-97
3-point FG pct	.289	.361
3-pt FG made per game	5.2	7.0
<b>FREE THROWS-ATT</b>	82-116	74-110
Free throw pct	.707	.673
F-Throws made per game	16.4	14.8
<b>REBOUNDS</b>	207	170
Rebounds per game	41.4	34.0
Rebounding margin	+7.4	-
<b>ASSISTS</b>	70	73
Assists per game	14.0	14.6
<b>TURNOVERS</b>	70	74
Turnovers per game	14.0	14.8
Turnover margin	+0.8	-
Assist/turnover ratio	1.0	1.0
<b>STEALS</b>	41	31
Steals per game	8.2	6.2
<b>BLOCKS</b>	13	26
Blocks per game	2.6	5.2
<b>WINNING STREAK</b>	0	-
Home win streak	0	-
<b>ATTENDANCE</b>	38339	22096
Home games-Avg/Game	4-9585	1-22096
Neutral site-Avg/Game	-	0-0

<b>Score by Periods</b>	<b>1st</b>	<b>2nd</b>	<b>Totals</b>
Virginia	184	220	404
Opponents	172	225	397

**The Automated ScoreBook**  
**Virginia Season Box Score (as of Nov 28, 2008)**  
**All games**

<b>RECORD:</b>	<b>OVERALL</b>	<b>HOME</b>	<b>AWAY</b>	<b>NEUTRAL</b>
ALL GAMES	3-2	3-1	0-1	0-0
CONFERENCE	0-0	0-0	0-0	0-0
NON-CONFERENCE	3-2	3-1	0-1	0-0

#	Player	gp-gs	min	avg	Total		3-Point		F-Throw		Rebounds				pf	dq	a	to	blk	stl	pts	avg
					fg-fga	pct	3fg-fga	pct	ft-fa	pct	off	def	tot	avg								
15	Sylvan Landesberg	5-4	164	32.8	37-68	.544	3-9	.333	27-37	.730	10	18	28	5.6	13	1	13	9	0	9	104	20.8
13	Sammy Zeglinski	5-2	139	27.8	24-49	.490	10-21	.476	11-15	.733	1	19	20	4.0	16	1	17	16	1	8	69	13.8
32	Mike Scott	5-5	160	32.0	25-43	.581	0-2	.000	10-14	.714	28	28	56	11.2	11	0	7	7	0	4	60	12.0
04	Calvin Baker	5-5	112	22.4	16-35	.457	4-14	.286	9-13	.692	2	10	12	2.4	13	2	18	15	0	10	45	9.0
12	Jamil Tucker	5-0	68	13.6	12-24	.500	2-4	.500	7-12	.583	5	14	19	3.8	6	0	1	5	2	2	33	6.6
24	Mamadi Diane	5-4	124	24.8	13-47	.277	0-14	.000	4-8	.500	10	9	19	3.8	11	0	5	4	2	2	30	6.0
23	Jeff Jones	5-0	97	19.4	10-36	.278	6-22	.273	4-4	1.000	0	8	8	1.6	7	0	7	2	1	3	30	6.0
21	Tunji Soroye	3-1	49	16.3	4-7	.571	0-0	.000	3-4	.750	5	7	12	4.0	7	0	0	1	4	3	11	3.7
55	Jerome Meyinsse	4-1	38	9.5	4-9	.444	0-0	.000	4-5	.800	5	4	9	2.3	2	0	0	3	1	0	12	3.0
02	Mustapha Farrakhan	5-2	31	6.2	3-13	.231	1-4	.250	2-2	1.000	0	1	1	0.2	5	0	1	5	0	0	9	1.8
05	Assane Sene	1-1	7	7.0	0-0	.000	0-0	.000	1-2	.500	0	1	1	1.0	3	0	1	0	1	0	1	1.0
22	Will Sherrill	1-0	5	5.0	0-2	.000	0-0	.000	0-0	.000	2	1	3	3.0	1	0	0	1	0	0	0	0.0
45	Solomon Tat	2-0	1	0.5	0-0	.000	0-0	.000	0-0	.000	0	0	0	0.0	0	0	0	0	0	0	0	0.0
25	John Brandenburg	1-0	5	5.0	0-0	.000	0-0	.000	0-0	.000	0	1	1	1.0	3	0	0	0	1	0	0	0.0
Total.....		5	1000		148-333	.444	26-90	.289	82-116	.707	80	127	207	41.4	98	4	70	70	13	41	404	80.8
Opponents.....		5	1000		144-304	.474	35-97	.361	74-110	.673	51	119	170	34.0	104	-	73	74	26	31	397	79.4

<b>Score by Periods</b>	<b>1st</b>	<b>2nd</b>	<b>Totals</b>
Virginia	184	220	404
Opponents	172	225	397