



2008-09 VIRGINIA BASKETBALL



VIRGINIA CAVALIERS (9-17, 3-12)
vs.
MARYLAND TERRAPINS (18-11, 7-8)



March 7, 2009 • John Paul Jones Arena • Charlottesville, Va.

GAME INFORMATION

Radio: Virginia Sports Network (Dave Koehn, Cory Alexander)
TV: ABC (Mike Patrick, Len Elmore)

Today's Game

- The Cavaliers play their final regular season game today as they host Maryland
- This season marks the 35th time in the past 40 years Virginia has played Maryland in its regular season finale
- Virginia is looking to snap a four-game losing streak

About the Cavaliers

- Virginia is 9-17 (3-12 ACC) after a 75-57 loss at #18 Clemson on Tuesday
- UVa is led by ACC Rookie of the Year candidate Sylven Landesberg, who is averaging 16.9 ppg
- Mike Scott has posted seven double-doubles this season
- As of 3/6 (ESPN Insider RPI), the Cavaliers' strength of schedule ranks No. 1 nationally

About the Terrapins

- Maryland is 18-11 this season (7-8 ACC) after a 65-63 loss to Wake Forest on Tuesday
- The Terrapins are 2-5 this season on the road
- Junior guard Greivis Vasquez leads Maryland at 17.0 ppg

Series History

- Maryland leads 103-67 (UVa leads 42-39 in Charlottesville, including 2-0 at JPJA)
- The Terrapins won the first meeting this season, 84-78 on Jan. 20 in College Park
- In the last meeting in Charlottesville, UVa defeated Maryland 91-76 in the final regular season game of the 2007-08 season

Senior Day

- Today's game is the final home game for seniors Mamadi Diane and Tunji Soroye
- Virginia has a 7-2 record on senior day since 1999-00
- The Cavaliers have played Maryland 19 times on senior day since 1954 and are 14-5 in those games
- Last season, Virginia downed the Terps 91-76 on senior day as Sean Singletary scored 27 points and reached the 2,000 point mark for his career

PROBABLE STARTERS/KEY RESERVES

No.	Pos.	Yr.	Player	PPG	RPG	APG	Notable
4	G	Jr.	Calvin Baker	8.5	2.2	2.5	Scored in double figures the last five games
15	G	Fr.	Sylven Landesberg	16.9	6.1	2.7	Six-time ACC Rookie of the Week
21	C	Sr.	Tunji Soroye	2.1	2.4	0.1	94 career blks ranks ninth in UVa history
23	G	So.	Jeff Jones	6.9	2.0	1.0	19 pts and 5 assts at North Carolina
45	G/F	Jr.	Solomon Tat	0.7	1.0	0.3	First career start at North Carolina
32	F	So.	Mike Scott	10.5	7.1	0.8	Seven double-doubles this season
13	G	Fr.	Sammy Zeglinski	8.3	2.4	3.2	15 pts (6-6 FG, 3-3 3FG) vs. Clemson on 2/15
12	F	Jr.	Jamil Tucker	7.2	3.7	0.7	Career-high 21 points at Maryland
24	G/F	Sr.	Mamadi Diane	4.5	2.0	0.6	12 pts vs. Wake Forest last Saturday
2	G	So.	Mustapha Farrakhan	4.2	0.7	0.6	Career-high 17 points at Virginia Tech
5	C	Fr.	Assane Sene	2.8	5.0	0.3	Team-high 34 blocks this season
55	F/C	Jr.	Jerome Meyinsse	1.7	1.6	0.1	10 pts, 8 rebs at Syracuse
25	C	Fr.	John Brandenburg	1.0	0.8	0.0	2 pts, 1 reb, 1 blk at Clemson
22	F	So.	Will Sherrill	0.1	0.3	0.1	Career-high 3 rebs vs. Radford

SCHEDULE/RESULTS

Date	Opponent	TV	Time/Res.
N9	SHEPHERD (ex)		W 87-52
N16	VMI	CSN	W 107-97
N19	USF	ACC Select	W 77-75
N21	RADFORD	ACC Select	W 68-66
N25	LIBERTY	ACC Select	L 82-86
N28	at Syracuse	TimeWarner(Syracuse)	L 70-73
D2	at Minnesota %	ESPN2	L 56-66
D17	LONGWOOD	ACC Select	W 90-61
D20	AUBURN	CSN/FSN South	L 56-58
D23	HAMPTON	ACC Select	W 74-48
D28	at Georgia Tech *	FSN	W 88-84 (ot)
J3	#22 XAVIER	CSN	L 70-84
J6	BROWN	ACC Select	W 74-50
J10	at Virginia Tech *	RSN	L 75-78
J15	#5 NORTH CAROLINA *	ESPN	L 61-83
J20	at Maryland *	Raycom^	L 78-84
J24	FLORIDA STATE *	RSN	L 62-73
F1	at #1 Duke *	FSN	L 54-79
F4	BOSTON COLLEGE *	ESPNU	L 70-80
F7	at #3 North Carolina *	Raycom	L 61-76
F10	at #25 Florida State *	RSN	L 57-68
F15	#12 CLEMSON *	Raycom	W 85-81 (ot)
F18	VIRGINIA TECH *	Raycom^	W 75-61
F21	at NC State *	Raycom	L 67-72
F26	MIAMI *	Raycom^	L 55-62
F28	#13 WAKE FOREST *	Raycom^	L 60-70
M3	at #18 Clemson *	RSN	L 57-75
M7	MARYLAND *	ABC	3:30 p.m.
M12-15 at ACC Tournament (Georgia Dome)			

All Times Eastern and subject to change

- * ACC game
- % ACC/Big Ten Challenge

TV Abbreviations

CSN Comcast SportsNet
RSN Regional Sports Networks
^ Raycom split telecast

MEDIA INFORMATION

Virginia Athletics Media Relations
154 John Paul Jones Arena
PO Box 400853
Charlottesville, VA 22904
Office: (434) 982-5500
Fax: (434) 982-5525

Rich Murray
Associate AD for Public Relations
(Primary Men's Basketball Contact)
Office: (434) 982-5530
Home: (434) 978-2966
Email: rmurray@virginia.edu

Steve Kirkland
Assistant Media Relations Director
(Secondary Men's Basketball Contact)
Office: (434) 982-5535
Cell: (434) 825-5241
Email: skirkland@virginia.edu



2008-09 VIRGINIA BASKETBALL

IN THE POLLS

ASSOCIATED PRESS (3/2)

1.	Connecticut	27-2
2.	North Carolina	25-3
3.	Pittsburgh	26-3
4.	Oklahoma	26-3
5.	Memphis	26-3
6.	Louisville	23-5
7.	Duke	24-5
8.	Michigan State	23-5
9.	Kansas	24-5
10.	Wake Forest	22-5
11.	Villanova	23-6
12.	LSU	25-4
13.	Marquette	23-6
14.	Gonzaga	23-5
15.	Missouri	24-5
16.	Washington	22-7
17.	Xavier	23-5
18.	Clemson	22-6
19.	Purdue	22-7
20.	UCLA	22-7
21.	Arizona State	21-7
22.	Butler	25-4
23.	Illinois	23-7
24.	Florida State	22-7
25.	Syracuse	21-8

Others Receiving Votes:

Creighton, BYU, Utah, Saint Mary's, Dayton, West Virginia, Davidson, Texas, California, South Carolina, Providence, Washington State, Arizona, Oklahoma State, **Boston College**, Rhode Island, American, Utah State.

ESPN/USA Today (3/2)

1.	Connecticut	27-2
2.	North Carolina	25-3
3.	Memphis	26-3
4.	Pittsburgh	26-3
5.	Oklahoma	26-3
6.	Louisville	23-5
7.	Duke	24-5
8.	Michigan State	23-5
9.	Kansas	24-5
10.	Wake Forest	22-5
11.	LSU	25-4
12.	Missouri	24-5
13.	Washington	22-7
14.	Gonzaga	23-5
15.	Marquette	23-6
16.	Villanova	23-6
17.	UCLA	22-7
18.	Xavier	23-5
19.	Clemson	22-6
20.	Purdue	22-7
21.	Arizona State	21-7
22.	Butler	25-4
23.	Illinois	23-7
24.	Florida State	22-7
25.	Syracuse	21-8

Others Receiving Votes:

Saint Mary's, Utah State, Texas, Creighton, BYU, Utah, Dayton, California, Providence, **Boston College**, West Virginia.

Difficult Schedule for the Cavaliers

- Seven of Virginia's opponents are ranked and one other is receiving votes in this week's AP poll
- As of 3/6 (ESPN Insider RPI), the Cavaliers' strength of schedule ranks No. 1 nationally
- Virginia's first 26 opponents have a combined .652 winning percentage
- 26 of UVA's first 27 opponents this season entered the game against Virginia with a .500 or better record
- 15 of 27 regular season games are against teams in this week's ESPN Bracketology field of 65

Last Time Out

- Virginia lost 75-57 at #18 Clemson on Tuesday
- Calvin Baker led Virginia with a Virginia career-high 18 points
- Mike Scott had 13 points and eight rebounds

Bench Production

- Virginia has gotten solid production from its bench this season, averaging 25.5 points, 12.2 rebounds and 4.1 assists per game off the bench
- Virginia had 51 points off the bench against USF, the most bench points in a game for the Cavaliers since scoring 52 off the bench against Maryland on March 1, 1986
- Against Clemson on Feb. 15, the Cavaliers got 46 points, 19 rebounds and 11 assists off the bench
- This season the Cavaliers have gotten 28 double-digit scoring performances off the bench

Youth is Served

- Freshmen and Sophomores have made 84 of the 130 starts this season for the Cavaliers
- Freshmen and Sophomores have scored 48.0 ppg (68.3 % of offense) and average 22.2 rebounds a game (67.5 % of team total)
- Freshmen and Sophomores have led the team in scoring in 21 of 26 games this season and led the team in rebounding in 23 of 26 games this season

Meynsse & Soroye Named to All-ACC Academic Team

- Junior forward Jerome Meynsse and senior center Tunji Soroye were named to the All-ACC Academic Team on Friday
- It is the second consecutive year Meynsse has been named to the team

Farrakhan on the Line

- Mustapha Farrakhan is 18-18 this season from the free throw line
- His 18 consecutive made free throws to open a season is the second longest streak in school history (Jeff Lamp made his first 32 free throw attempts in 1980-81)

Free Throw Streaks

- Mustapha Farrakhan has made 19 consecutive free throws (dating back to last season)
- Calvin Baker has made 16 consecutive free throws (last miss vs. Boston College - 2/4)
- Sylven Landesberg (26) and Mike Scott (12) have also had double-digit consecutive made free throws streaks for Virginia this season

Jeff Jones Steps Up

- Jeff Jones has scored at least eight points in each of the past nine games
- At North Carolina, he scored an ACC career-high 19 points
- He has started the last eight games
- Over the past nine games he is averaging 11.2 points per game

Landesberg Named ACC Rookie of the Week ... Again

- Sylven Landesberg was named the ACC Rookie of the Week on Feb. 16, the sixth time he has received the honor (also on Nov. 17, Nov. 24, Dec. 22, Dec. 30 and Jan. 12)
- He is tied for the third most ACC Rookie of the Week awards in conference history with UNC's Brendan Wright, Duke's Luol Deng, Maryland's Joe Smith, UVA's Bryant Stith, and UNC's Sam Perkins
- Only UNC's Tyler Hansbrough and GT's Kenny Anderson (each 10 times) have won the award more



2008-09 VIRGINIA BASKETBALL

Landesberg Explodes for 32 vs. Boston College

- Sylvan Landesberg scored a career-high 32 points vs. Boston College on Feb. 4
- His 32 points tied the UVa freshman scoring record against an ACC opponent that Ralph Sampson set when he scored 32 vs. Clemson in 1980
- His 32 points were the most by a freshman in an ACC game since Tyler Hansbrough scored 40 against Miami in 2006
- It was only the fourth 30-point game by a Virginia freshman in school history

30-Point Games by Virginia Freshmen

34	Chris Williams vs. Liberty (12/8/98)
32	Sylvan Landesberg vs. BC (2/4/09)
32	Ralph Sampson vs. Clemson (2/13/80)
30	Courtney Alexander vs. Duke (2/14/96)

Landesberg's 20-Point Games

- Sylvan Landesberg has 12 20-point games this season, setting a new UVa freshman record
- He has more than double the 20-point games (12) than the rest of the conference's freshmen combined (five)
- Only North Carolina's Tyler Hansbrough (14) had more 20-point games as a freshman in the ACC over the past 10 years than Landesberg
- He scored 20 points at Duke, becoming the first ACC freshman to score 20 points at Cameron Indoor Stadium since Hansbrough (27 pts) in 2006
- With 28 points vs. VMI, 21 points vs. USF and 22 points vs. Radford, Landesberg became the first Cavalier freshman to open his career with three 20-point games
- He was only the second freshman in ACC history to score at least 20 points in the first three games of his career (Georgia Tech's Kenny Anderson scored at least 20 points in his first six career games in 1989-90)

Landesberg Makes Immediate Impact

- At 16.9 ppg, Sylvan Landesberg is the ninth-leading scorer in the ACC and the second-leading freshman scorer in the nation
- At Georgia Tech, Landesberg scored 26 points, the most by a Cavalier freshman in his ACC debut (previous record was 22 by Roger Mason, Jr. vs. Duke in 1999-00)
- Landesberg scored in double figures in the first eight games of the season, the second longest streak by a UVa freshman to open a career
- He was the first Cavalier freshman since Tom Sheehy in 1983-84 to lead the team in scoring in each of the first three games of the season

Getting to the Line

- Sylvan Landesberg ranks fifth in the ACC with 6.6 free throw attempts per game
- Landesberg has made 16 "old-fashioned" three-point plays this season (the rest of the team has combined for 13)
- That figure is more than Sean Singletary's team-leading 13 "and one" plays last season
- Against Florida State on Jan. 24, Landesberg tied an ACC freshman record and tied for the second best performance at the free throw line in school history with his 14-14 performance

Landesberg Shines In Collegiate Debut

- Sylvan Landesberg had 28 points in the season-opener against VMI, the most by a Cavalier freshman in his debut
- The previous record was 24 points set by Jeff Lamp in his debut against James Madison on Nov. 25, 1977
- Landesberg's 28 points are tied for the second most in ACC history by a freshman in his first game
- Landesberg is one of only four Cavalier first-years to score 20 points in his first collegiate game
- He is the first Cavalier freshman to lead the team in scoring in a season opener since Mamadi Diane had 17 points in the 2005-06 season opening win over Liberty

Most Points by an ACC Freshman in his Debut

31	J.J. Hickson (NC State)	07-08
28	Sylvan Landesberg (UVa)	08-09
28	Rashad McCants (UNC)	02-03
24	Jeff Lamp (UVa)	77-78
23	Shavlik Randolph (Duke)	02-03

Other Notable Virginia Debuts

Jeff Lamp vs. JMU (77-78)	24 pts, 3 rebs
Gary Forbes vs. Mt. St. Mary's (03-04)	21 pts, 9 rebs
Chris Williams vs. VCU (98-99)	20 pts, 10 rebs
Junior Burrough vs. W&M (91-92)	17 pts, 6 rebs
Ralph Sampson vs. Hopkins (79-80)	17 pts, 8 rebs
Mamadi Diane vs. Liberty (05-06)	17 pts, 6 rebs
Travis Watson vs. Elon (99-00)	15 pts, 14 rebs
Cory Alexander vs. W&M (91-92)	5 pts, 4 rebs
Sean Singletary vs. R. Morris (04-05)	6 pts, 7 assts
Wally Walker vs. Wake (72-73)	7 pts, 3 rebs

Cavaliers By The Numbers

Most 20-Point Games by a UVa Freshman

Sylvan Landesberg (2008-09)	12
Ralph Sampson (1979-80)	9
Chris Williams (1998-99)	8
Jeff Lamp (1977-78)	7
Courtney Alexander (1995-96)	6
Bryant Stith (1988-89)	6
Wally Walker (1972-73)	5
Cory Alexander (1991-92)	4
Junior Burrough (1991-92)	4

Most 20-Point Games by an ACC Freshman (last 10 years)

Tyler Hansbrough (UNC, 05-06)	14
Sylvan Landesberg (UVa, 08-09)	12
Rashad McCants (UNC, 02-03)	12
Chris Paul (WF, 03-04)	10
Joseph Forte (UNC, 99-00)	9
Brandon Costner (NCSU, 06-07)	9
J.J. Redick (Duke, 02-03)	9
James Johnson (WF, 07-08)	8
Luol Deng (Duke, 03-04)	8
Brendan Wright (UNC, 06-07)	8

NCAA Freshmen Scoring Leaders

Seth Curry (Liberty)	20.6
Sylvan Landesberg (Virginia)	16.9
Tyreke Evans (Memphis)	16.9
Mike Rosario (Rutgers)	16.8
Luke Babbitt (Nevada)	16.5
Isaiah Thomas (Washington)	15.7
Al'Lonzo Coleman (Presbyterian)	15.0
Willie Warren (Oklahoma)	14.8
Paul George (Fresno State)	14.7
Clifford J. Reed (Bethune-Cookman)	14.6

Most Points by UVa Freshmen

Bryant Stith (1988-89)	513 (15.5 ppg)
Ralph Sampson (1978-79)	508 (14.9)
Chris Williams (1998-99)	505 (16.8)
Jeff Lamp (1977-78)	485 (17.3)
Sylvan Landesberg (2008-09)	439 (16.9)
Junior Burrough (1991-92)	437 (13.2)
Curtis Staples (1994-95)	404 (11.9)
Harold Deane (1993-94)	381 (12.3)
Courtney Alexander (1995-96)	375 (13.9)
Cory Alexander (1991-92)	370 (11.2)

Most ACC Rookie of the Week Awards

Tyler Hansbrough, UNC (2005-06)	10
Kenny Anderson, GT (1989-90)	10
Sylvan Landesberg, UVa (2008-09)	6
Brendan Wright, UNC (2006-07)	6
Luol Deng, Duke (2003-04)	6
Joe Smith, Md (1993-94)	6
Bryant Stith, UVa (1988-89)	6
Sam Perkins, UNC (1980-81)	6

UVa Career Blocked Shots

1. Ralph Sampson (1980-83)	462
2. Chris Alexander (1993-96)	148
3. Travis Watson (2000-03)	130
4. Kris Hunter (1997-99)	126
5. Jason Clark (2002-05)	112
6. Steve Castellan (1976-79)	108
7. Chris Williams (1999-02)	97
8. Junior Burrough (1992-95)	96
9. Tunji Soroye (2005-present)	94
10. Colin Ducharme (1997-00)	88



2008-09 VIRGINIA BASKETBALL

UVa in the ACC Statistics (3/6)

TEAM

Scoring Offense	70.3	11th
Scoring Defense	72.7	11th
Scoring Margin	-2.3	12th
Free Throw Percentage	.739	3rd
Field Goal Percentage	.417	12th
Field Goal % Defense	.440	12th
3-Point FG Percentage	.307	12th
3-Point FG % Defense	.342	9th
Rebounding	36.9	10th
Rebounding Margin	+1.2	10th
3-Point FG Made	5.5	10th
Assists	12.4	12th
Steals	6.6	8th
Blocked Shots	4.1	9th
Turnover Margin	-0.2	7th
Assist/Turnover Ratio	0.9	10th

INDIVIDUAL

Scoring

• Sylvan Landesberg 16.9 9th

Rebounding

• Mike Scott 7.1 11th
• Sylvan Landesberg 6.1 19th

Free Throw Percentage

• Sylvan Landesberg .807 10th

Offensive Rebounding

• Mike Scott 3.3 2nd

Assists

• Sammy Zeglinski 3.2 10th

Blocked Shots

• Assane Sene 1.7 5th

Minutes Played

• Sylvan Landesberg 34.2 6th

UVa in the NCAA Statistics (3/2)

TEAM

Free Throw Percentage	.746	23rd
Blocked Shots	4.1	63rd

INDIVIDUAL

Scoring

• Sylvan Landesberg 17.4 91st

Free Throw Percentage

• Sylvan Landesberg .828 85th

Blocked Shots

• Assane Sene 1.7 69th

Back-to-Back 25 Points for Landesberg

- Sylvan Landesberg scored 26 points at Georgia Tech and 25 points vs. Xavier
- Landesberg was the first Cavalier to have consecutive 25-point games since J.R. Reynolds accomplished the feat in both of Virginia's 2007 NCAA Tournament games
- The last Cavalier freshman to score at least 25 points in consecutive games was Chris Williams in 1998-99 (26 vs. Loyola, 26 vs. Delaware)

Return to Sene-der

- Freshman center Assane Sene leads Virginia with 34 blocks this season, although he has missed six games
- He has twice had four blocks in a game (vs. Auburn, at Virginia Tech)
- Last season, Mamadi Diane led Virginia with 22 blocks over a 33-game season
- Sene averages 1.7 blocks per game, which ranks fifth in the ACC

Tucker Steps Up

- Jamil Tucker has scored in double figures in 11 games this season
- At Maryland, he scored a career-high 21 points while tying a career high with four 3-pointers
- Against Longwood, he set career highs with 10 rebounds and three assists and had 11 points for his first career double-double
- At Georgia Tech, he had 15 points, including the 3-pointer that tied the game with 15 seconds remaining in regulation to force overtime

Scott is a Force Inside

- Mike Scott has seven double-doubles this season
- He is second in the ACC with 3.3 offensive rebounds per game and ranks 11th overall in rebounding with an average of 7.1 per game
- Scott is shooting .554 from the floor this season, which would rank second in the ACC if he had the minimum number of made field goals to qualify (he averages 4.1 FGM/game, 5.0 is the min.)
- At Maryland, Scott went 10-10 from the free throw line

Scott and Landesberg Post UVa's First 25-25 Combo in Over a Year

- Against VMI, Sylvan Landesberg (28 pts) and Mike Scott (26 points) became the first Cavaliers to score at least 25 points in the same game in over a year
- The previous game that Virginia had a pair of 25-point scorers was a 71-58 win at NC State on Jan. 24, 2007 when J.R Reynolds had 29 points and Sean Singletary had 27 points

Cavaliers 12th in ACC Preseason Poll

- The Cavaliers were projected 12th in the preseason ACC poll of media
- Sylvan Landesberg was second in the voting for Preseason ACC Rookie of the Year

Head Coach Dave Leitao

- 2007 ACC Coach of the Year
- First Virginia coach to win the honor since Terry Holland in 1982
- 62-59 record in his fourth season at Virginia, including a 26-37 mark in the ACC
- Overall record of 142-128 in his ninth season as a head coach

Baker, Diane, Soroye Named Virginia's Captains

- Calvin Baker, Mamadi Diane, and Tunji Soroye are Virginia's captains for 2008-09
- This season marks the first year each player has served as a captain

Virginia Signs Two to Letters of Intent

- The Cavaliers signed two recruits to National Letters of Intent during the November signing period
- Jontel Evans, a 5-11 guard from Hampton, Va., and Tristan Spurlock, a 6-7 forward from Woodbridge, Va., will join the Cavaliers in 2009-10

Up Next

- The Cavaliers will be the No. 11 seed at next week's ACC Tournament in Atlanta
- Virginia's first round game will be Thursday at 9:30 p.m. and it will be televised by Raycom



2008-09 VIRGINIA BASKETBALL

THE LAST TIME ...

VIRGINIA INDIVIDUALS

- **Scored 30 points:** Sylven Landesberg (32) vs. Boston College (2/4/09)
- **Scored 40 points:** Sean Singletary (41) at Miami (3/1/08)
- **Two players with 20 points:** Sylven Landesberg (28) and Mike Scott (26) vs. VMI (11/16/08)
- **Three players with 20 points:** Chris Williams (27), Roger Mason, Jr. (22) and Donald Hand (20) vs. Duke (1/5/00)
- **Four players with 20 points:** Chris Williams (23), Donald Hand (22), Adam Hall (21), and Travis Watson (20) vs. Georgetown (3/15/00)
- **A player with back-to-back 25-point games:** Sylven Landesberg, 26 at Georgia Tech (12/28/08), 25 vs. Xavier (1/3/09)
- **One player scored in double figures:** Sylven Landesberg (14) at Florida State (2/10/09)
- **Five players scored in double figures:** Sylven Landesberg (23), Mike Scott (18), Sammy Zeglinski (15), Jeff Jones (12), Jamil Tucker (11), vs. Clemson (2/15/09)
- **Six players scored in double figures:** Sean Singletary (27), Adrian Joseph (13), Jamil Tucker (13), Mamadi Diane (12), Calvin Baker (11), Laurynas Mikalauskas (11), vs. Maryland (3/9/08)
- **Seven players scored in double figures:** Cornel Parker (20), Junior Burrough (15), Ted Jeffries (14), Cory Alexander (13), Jason Williford (12), Yuri Barnes (11) and Doug Smith (11) vs. Clemson (1/13/93)
- **Had 15 rebounds:** Mike Scott (15) vs. Hampton (12/23/08)
- **Had 20 rebounds:** Travis Watson (20) vs. Wofford (1/2/03)
- **Had 25 rebounds:** Bob Mortell (25) vs. Washington & Lee (2/27/60)
- **Two players with 10 rebounds:** Sylven Landesberg (11) and Mike Scott (10) at Maryland (1/20/09)
- **Three players with 10 rebounds:** Yuri Barnes (13), Jason Williford (12) and Junior Burrough (11) vs. Rice (12/4/93)
- **Double-Double:** Mike Scott (18 pts, 10 rebs) vs. Clemson (2/15/09)
- **Two players had a double-double:** Adrian Joseph (23 pts, 11 rebs) and Mike Scott (10 pts, 13 rebs) at Penn (11/23/07)
- **Three players had a double-double:** Jason Williford (10 pts, 15 rebs), Ted Jeffries (23 pts, 10 rebs), and Cornel Parker (11 pts, 11 rebs) at William & Mary (1/25/93)
- **Double-Double with points and assists:** Sean Singletary (22 pts, 10 assts) vs. Old Dominion (3/24/08)
- **Triple-Double:** Ralph Sampson (15 pts, 22 rebs, 10 blks) vs. Old Dominion (12/29/79)
- **Four Double-Doubles in a row:** Travis Watson (29 pts, 12 rebs) at NC State (2/6/02), (20 pts, 10 rebs) vs. Clemson (2/10/02), (17 pts, 10 rebs) vs. UNC (2/12/02), (13 pts, 12 rebs) at Wake (2/17/02)
- **20 points and 20 rebounds:** Travis Watson (21 pts, 20 rebs) vs. Wofford (1/2/03)
- **10 assists:** Sean Singletary (10) vs. Old Dominion (3/24/08)
- **5 Blocked Shots:** Jason Cain (5) vs. UNC (1/19/06)
- **5 Steals:** Sammy Zeglinski (5) vs. Florida State (1/24/09)
- **Led UVA in Points, Rebounds and Assists:** Sylven Landesberg (16 pts, 8 rebs, 6 assts) at NC State (2/21/09)
- **Hit a last second shot to win a game:** Sean Singletary vs. Duke (2/1/07) [jumper with one second in OT]; J.R. Reynolds vs. Loyola Marymount (12/23/04) [layup with 1.5 seconds in regulation]
- **Played every minute:** Sylven Landesberg (45) vs. Clemson (2/15/09)
- **Played 40 or more minutes:** Sylven Landesberg (45) and Mike Scott (40) vs. Clemson (2/15/09)

VIRGINIA TEAM

- **Won in Overtime:** vs. Clemson, 85-81 (2/15/09)
- **Lost in Overtime:** at Virginia Tech, 65-72 (2/2/08)
- **Played Two Overtimes:** vs. Maryland, L 89-92 (2/19/05)
- **Played Three Overtimes:** vs. Georgetown, L 111-115 (3/15/00)
- **Shot 70 percent for a Half:** 72.2% (13-18) vs. Wake Forest 2nd Half (2/24/96)
- **Shot 60 percent in a Game:** 61.0% (36-59) vs. LIU (11/17/00)
- **Shot less than 30 percent in a Game:** 27.9% (17-61) vs. North Carolina (3/10/06)
- **Shot 90 percent from the free throw line:** 100.0% (8-8) vs. Wake Forest (2/28/09)
- **Shot 50 percent from 3-point line:** 50.0% (10-20) at North Carolina (2/7/09)
- **Shot less than 30 percent in a half:** 28.6% (6-21) in 2nd Half at Clemson (3/3/09)
- **Shot less than 20 percent in a half:** 13.6% (3-22) in 1st Half vs. Florida State (1/24/09)
- **Shot 55 percent or better and lost:** 56.9% (29-51) vs. Duke (3/14/03)
- **Attempted 50 FTs:** 52 (made 34) vs. Howard (12/12/94)
- **Made 30 FTs:** 31 (36 att.) vs. Tennessee (3/18/07)
- **Made 10 3-pt FGs:** 10 at North Carolina (2/7/09)
- **Failed to make a 3-pt FG:** at Georgia Tech (12/4/05)
- **Had 50 rebounds:** 50 vs. North Carolina (1/15/09)
- **Had 25 assists:** 27 vs. Howard (11/21/01)
- **Had 15 steals:** 16 vs. NC State (2/24/08)
- **Had 10 blocks:** 10 at Virginia Tech (1/10/09)
- **Scored 50 pts in a half:** 50 vs. Liberty, 2nd half (11/25/08)
- **Scored 60 pts in a half:** 60 vs. Gonzaga, 1st half (1/3/07)
- **Scored 70 pts in a half:** 70 vs. Coastal Carolina, 2nd half (11/20/00)
- **Scored 100 pts (ACC):** 103 vs. Maryland (1/16/07)
- **Scored 100 pts (non-conf):** 107 vs. VMI (11/16/08)
- **Scored under 20 pts in 1st half:** 16 vs. FSU (1/24/09)
- **Scored under 20 pts in 2nd half:** 12 vs. UNC (2/11/98)
- **Scored under 50 pts in a game:** 49 at Stanford (3/14/06)

OPPONENT INDIVIDUALS

- **Scored 30 points:** Chavis Holmes (31), VMI (11/16/08)
- **Scored 35 points:** J.J. Redick (40), Duke (1/28/06)
- **Scored 40 points:** J.J. Redick (40), Duke (1/28/06)
- **Scored 50 points:** Len Chappell (50), Wake (2/12/62)
- **Two players with 20 points:** Tyrese Rice (20) and Rakim Sanders (20), Boston College (2/4/09)
- **Three players with 20 points:** Seth Curry (26), Kyle Ohman (26), Anthony Smith (21), Liberty (11/25/08)
- **Two players with 30 points:** Trevor Powell (31) and Tony Smith (31), Marquette (2/3/90)
- **Five players scored in double figures:** Chavis Holmes (31), Travis Holmes (20), Austin Kenon (18), Willie Bell (14) and Keith Gabriel (14), VMI (11/16/08)
- **Six players scored in double figures:** Chris Paul (21), Justin Gray (17), Eric Williams (15), Jamaal Levy (12), Taron Downey (11) and Vytas Danelius (10), Wake Forest (1/2/05)
- **Seven players scored in double figures:** Stanley Burrell (15), Drew Lavender (13), C.J. Anderson (12), B.J. Raymond (12), Josh Duncan (11), Charles Bronson (11), and Jason Love (10), at Xavier (1/3/08)
- **Double-Double:** Trevor Booker (13 pts, 15 rebs), at Clemson (3/3/09)
- **Double-Double with points and assists:** Eric Hayes (10 pts, 11 assts), at Maryland (1/20/09)

- **Two players had a double-double:** Donte Green (20 pts, 10 rebs) and Paul Harris (10 pts, 14 rebs), Syracuse (12/5/07)
- **Had 15 rebounds:** Trevor Booker (15), at Clemson (3/3/09)
- **Had 20 rebounds:** Tim Duncan (23), Wake (2/22/97)
- **Had 10 assists:** Eric Hayes (11), at Maryland (1/20/09)
- **5 Blocked Shots:** Michael Freeman (5), Hampton (12/23/08)
- **5 Steals:** Al Nolen (5), Minnesota (12/2/08)
- **Hit a last second shot to win a game:** Deron Washington of Virginia Tech (1/16/08) [0.0 seconds in overtime]

OPPONENT TEAM

- **Shot less than 30 percent in a Game:** 28.8% (19-66) Hampton (12/23/08)
- **Shot less than 30 percent in a Game (ACC):** 29.0% (20-69), Wake Forest (2/24/96)
- **Shot 60 percent in a Game:** 63.8% (37-58), at Xavier (1/3/08)
- **Shot 55 percent or better and lost:** 55.2% (32-58), Iowa State (12/31/03)
- **Scored 100 pts:** 108, at Xavier (1/3/08)
- **Scored 60 pts in a half:** 60, at Miami, 2nd half (3/1/08)
- **Scored under 20 pts in 1st half:** 18, NC State (2/24/08)
- **Scored under 20 pts in 2nd half:** 18 at Richmond (11/22/05)
- **Scored under 50 pts in a game:** 48, Hampton (12/23/08)
- **Had 25 assists:** 27, at Xavier (1/3/08)
- **Had 15 steals:** 15, VMI (11/16/08)
- **Had 10 blocks:** 10 vs. North Carolina (1/15/09)
- **Failed to make a 3-pt FG:** vs. Arizona State (11/27/99)



2008-09 VIRGINIA BASKETBALL

2008-09 VIRGINIA BASKETBALL ROSTER

NO.	NAME	POS.	HT.	WT.	CLASS	HOMETOWN/HIGH SCHOOL (Previous School)
2	Mustapha Farrakhan	G	6-4	179	So.	Harvey, Ill./Thornton Township
4	Calvin Baker *	G	6-2	186	Jr.	Newport News, Va./Woodside (William & Mary)
5	Assane Sene	C	7-0	234	Fr.	Saint-Louis, Senegal/South Kent
12	Jamil Tucker	F	6-9	241	Jr.	Gary, Ind./West Side
13	Sammy Zeglinski	G	6-0	179	Fr. %	Philadelphia, Pa./The William Penn Charter School
15	Sylvan Landesberg	G	6-6	205	Fr.	Flushing, N.Y./Holy Cross
21	Tunji Soroye *	C	6-11	252	Sr. %	Dugbe Ibadan, Nigeria/Montrose Christian School
22	Will Sherrill	F	6-9	221	So.	New York, N.Y./Phillips Academy Andover
23	Jeff Jones	G	6-4	200	So.	Chester, Pa./Monsignor Bonner
24	Mamadi Diane *	G/F	6-5	204	Sr.	Potomac, Md./DeMatha Catholic
25	John Brandenburg	C	6-11	241	Fr.	Des Peres, Mo./De Smet Jesuit
32	Mike Scott	F	6-8	233	So.	Chesapeake, Va./Hargrave Military Academy
45	Solomon Tat	G/F	6-5	223	Jr.	Jos Plateau, Nigeria/Community Christian School
55	Jerome Meyinsse	F/C	6-9	245	Jr.	Baton Rouge, La./McKinley

* Tri-Captain

% Medical Hardship waiver request approved in 2008

HEAD COACH:

Dave Leitao

ASSISTANT COACHES:

Bill Courtney

Drew Diener

Steve Seymour

DIRECTOR OF BASKETBALL OPERATIONS:

Rick Brunson

STRENGTH & CONDITIONING COACH:

Shaun Brown

ASSISTANT DIR. OF OPERATIONS/VIDEO:

Tim Mein

ATHLETIC TRAINER:

Ethan Saliba

PRONUNCIATION GUIDE

Mamadi Diane

Mom-uh-dee Dee-on-ee

Mustapha Farrakhan

Moo-sta-fa Fair-uh-con

Sylvan Landesberg

Sill-ven

Dave Leitao

Lay-toe

Jerome Meyinsse

Me-yin-see

Assane Sene

Uh-sahn Sen

Tunji Soroye

Ton-jee Suh-roy-yay

Jamil Tucker

Ja-mill

Sammy Zeglinski

Zuh-glin-ski



2008-09 VIRGINIA BASKETBALL

JOHN PAUL JONES ARENA RECORDS

VIRGINIA PLAYERS

Points: 40, J.R. Reynolds vs. Wake Forest, 1/21/07
 Most 1st Half Points: 23, Sean Singletary vs. Virginia Tech, 1/16/08
 Most 2nd Half Points: 26, Sylven Landesberg vs. Boston College, 2/4/09
 Rebounds: 18, Mike Scott vs. VMI, 11/16/08
 Field Goals: 13, Sylven Landesberg vs. Boston College, 2/4/09
 Field Goal Attempts: 23, Sylven Landesberg vs. Boston College, 2/4/09
 Field Goal Pct.: 1.000 (6-6), Sammy Zeglinski vs. Clemson, 2/15/09
 3-Point Field Goals: 7, Sean Singletary vs. Gonzaga, 1/3/07
 3-Point FG Attempts: 12, Sean Singletary vs. Gonzaga, 1/3/07
 3-Point FG Pct.: 1.000 (3-3), Sammy Zeglinski vs. Georgia Tech, 2/24/07
 Free Throws Made: 14, Sean Singletary vs. Hampton, 12/16/06
 Free Throw Attempts: 16, Sean Singletary vs. Hampton, 12/16/06
 FT Pct.: 1.000 (14-14), Sylven Landesberg vs. Florida State, 1/24/09
 Assists: 10, three times by Sean Singletary last vs. Old Dominion, 3/24/08
 Steals: 7, Sean Singletary vs. NC State, 2/24/08
 Blocks: 4, Assane Sene vs. Auburn, 12/20/08

VIRGINIA TEAM

Most Points: 108 vs. Gonzaga, 1/3/07
 Fewest Points: 51 vs. Clemson, 2/7/08
 Most 1st Half: 60 vs. Gonzaga, 1/3/07
 Fewest 1st Half: 16, vs. Florida State, 1/24/09
 Most 2nd Half: 57 vs. Arizona, 11/12/06
 Fewest 2nd Half: 25 vs. Va. Tech, 1/16/08 vs. UNC, 1/15/09
 Rebounds: 54 vs. UMES, 11/26/06
 Field Goals: 43 vs. VMI, 11/16/08
 Field Goal Attps.: 82 vs. UNC, 1/15/09
 Field Goal Pct.: .547 (29-53) vs. Vermont, 11/11/07
 3-Pt. FG: 18 vs. Gonzaga, 1/3/07
 3-Pt. FG Attempts: 36 vs. Georgia Tech, 1/27/08
 3-Point FG Pct.: .625 (10-16) vs. Virginia Tech, 3/1/07
 Free Throws: 39 vs. Maryland, 1/16/07
 FT Attempted: 49 vs. Maryland, 1/16/07
 Free Throw Pct.: 1.000 (8-8) vs. Wake Forest, 2/28/09
 Assists: 24 vs. Howard, 11/14/07
 24 vs. VMI, 11/16/08
 Steals: 16 vs. NC State, 2/24/08
 Blocks: 12 vs. Longwood, 2/13/07
 Most Turnovers: 21 vs. Longwood, 12/7/07
 21 vs. Hampton, 12/19/07
 Fewest Turnovers: 6 vs. Boston Coll., 1/19/08

OPPONENT PLAYERS

Points: 32, K.C. Rivers Clemson, 2/7/08
 17, three times Last by Kyle Ohman Liberty, 11/25/08
 Most 1st Half Points: 23, Al Thornton Florida State, 2/17/07
 Most 2nd Half Points: 16, Al Thornton Florida State, 2/17/07
 Rebounds: 12, Al Thornton Florida State, 2/17/07
 Field Goals: 12, K. C. Rivers Clemson, 2/7/08
 Field Goal Attempts: 23, Al Thornton Florida State, 2/17/07
 23, Dominique Jones USE, 11/19/08
 Field Goal Pct.: .833 (5-6), Frank Hassell Old Dominion, (3/24/08)
 .833 (5-6), Matt Salley Bradley, 3/26/08
 3-Point Field Goals: 8, K.C. Rivers Clemson, 2/7/08
 3-Pt. FG Attempts: 12, Jeremy Crouch Bradley, 3/26/08
 3-Pt. FG Pct.: 1.000 (3-3), Ty Lawson North Carolina, 1/15/09
 15, Tyler Hansbrough North Carolina, 1/15/09
 Free Throws Made: 17, Tyler Hansbrough North Carolina, 1/15/09
 FT Attempted: 1.000 (8-8), Tyrese Rice Boston College, 2/4/09
 Assists: 11, Cliff Hammonds Clemson, 2/7/08
 Steals: 4, six times Last by Willie Bell VMI, 11/16/08
 Blocks: 6, Eric Hall Radford, 11/21/08

OPPONENT TEAM

Most Points: 97, VMI, 11/16/08
 Fewest Points: 48, Hampton, 12/23/08
 Most 1st Half: 50, North Carolina, 1/15/09
 Fewest 1st Half: 18, NC State, 2/24/08
 Most 2nd Half: 61, Gonzaga, 1/3/07
 Fewest 2nd Half: 20, Longwood, 2/13/07
 Rebounds: 47, Virginia Tech, 1/16/08
 North Carolina, 1/15/09
 Field Goals: 37, VMI, 11/16/08
 Field Goal Attps.: 79, VMI, 11/16/08
 Field Goal Pct.: .566 (30-53) Liberty, 11/25/08
 3-Pt. FG: 16, Clemson, 2/7/08
 3-Pt. FG Attempts: 39, Hartford, 12/30/07
 3-Point FG Pct.: .615 (16-26) Clemson, (2/7/08)
 Free Throws: 26, Boston College, 2/4/09
 FT Attempted: 31, Boston College, 2/4/09
 Free Throw Pct.: .944 (17-18) American, 12/28/06
 Assists: 22, Clemson, 2/7/08
 Steals: 15, VMI, 11/16/08
 Blocks: 10, Radford, 11/21/08
 North Carolina, 1/15/09
 Most Turnovers: 25, NC State, 2/24/08
 Fewest Turnovers: 6, Miami, 2/3/07

RECORD AT JPJA

2006-07 to present 53 games..... 37-16

LONGEST WIN STREAK

12 games
from 1/16/07 vs. Maryland through 11/27/07 vs. Northwestern

LONGEST LOSING STREAK

3 games
from 1/27/08 vs. Georgia Tech through 2/12/08 vs. North Carolina
from 1/15/09 vs. North Carolina through 2/4/09 vs. Boston College

MISCELLANEOUS

Biggest Comeback: 19 points vs. Arizona, 11/12/06
Biggest Lead Given up in a Loss: 14 points vs. Bradley, 3/26/08
Largest Lead: 45 points vs. Northwestern, 11/27/07
Biggest Deficit: 38 points vs. Clemson, 2/7/08
Largest Margin of Victory: 42 points, vs. Northwestern, 11/27/07
Largest Margin of Defeat: 31 points, vs. Clemson, 2/7/08
Overtime Games (Record): 4 (2-2)
 Last: 85-81 win vs. Clemson, 2/15/09



2008-09 VIRGINIA BASKETBALL

GAME #1 • NOVEMBER 16, 2008

VMI 97
AT VIRGINIA 107

VMI (1-1)		REB								
Player	MP	FG	FT	(0-1)	A	TO	BS	S	TP	
Bell	31	6-8	2-2	4-6	3	5	0	4	14	
Burks	20	0-2	0-0	1-3	2	3	0	1	0	
C. Holmes	37	11-20	6-7	0-5	3	2	0	2	31	
Kenon	23	7-13	2-2	2-5	2	1	0	1	18	
T. Holmes	30	7-11	4-4	2-4	4	6	0	3	20	
Brownfield	8	0-2	0-0	0-0	1	0	0	0	0	
Gabriel	31	6-18	0-0	1-4	1	1	3	1	14	
Sparks	20	0-5	0-0	1-2	1	1	0	3	0	
Whiting	0+	0-0	0-0	0-0	0	0	0	0	0	
Team				5-6						
Totals	200	37-79	14-15	16-35	17	19	3	15	97	
		.468	.933							

VIRGINIA (1-0)		REB								
Player	MP	FG	FT	(0-1)	A	TO	BS	S	TP	
Diane	27	6-15	2-3	5-7	1	0	1	1	14	
Scott	30	11-13	4-5	10-18	0	4	0	1	26	
Farrakhan	11	1-5	0-0	0-0	0	2	0	0	2	
Baker	21	2-4	0-0	1-5	7	5	0	4	4	
Landesberg	36	10-17	8-11	6-8	8	3	0	3	28	
Tucker	17	6-8	2-4	0-3	0	2	1	0	14	
Zeglinski	31	4-9	2-5	0-4	6	3	1	2	11	
Jones	27	3-8	0-0	0-3	2	1	1	1	8	
Team				1-2						
Totals	200	43-79	18-28	23-50	24	20	4	12	107	
		.544	.643							

3-Point Field Goals: (VMI)--(9-31/.290) C. Holmes (3-7), T. Holmes (2-3), Kenon (2-7), Gabriel (2-9), Bell (0-1), Burks (0-1), Brownfield (0-1), Sparks (0-2). (UVA)--(3-16/.188) Jones (2-5), Zeglinski (1-2), Farrakhan (0-1), Baker (0-1), Tucker (0-1), Landesberg (0-2), Diane (0-4).

VMI	45	52	97
Virginia	51	56	107
Attendance --	9,955		

Sylen Landesberg scored 28 points, grabbed eight rebounds and had eight assists, and Mike Scott added career highs of 26 points and 18 rebounds to lead Virginia to a season-opening 107-97 victory over VMI at John Paul Jones Arena. Mamadi Diane and Jamil Tucker each added 14 points, and Sammy Zeglinski scored 11 points for the Cavaliers.

The victory was the 11th consecutive season-opening victory for Virginia.

Landesberg's 28 points are the most by a Virginia freshman in his collegiate debut and tied for the second most by an ACC freshman in his first game.

Scott tied a school record with 10 offensive rebounds and his 18 total rebounds were the most by a Cavalier since Travis Watson had 20 rebounds against Wofford on Jan. 2, 2003.

A 28-9 run gave Virginia a 36-19 lead with 10:14 left to play in the first half, but the Keydets rallied to cut the UVA lead to 51-45 at halftime. Scott had 14 first half points for the Cavaliers, Landesberg had 13 and Tucker 10.

The game was tied 82-82 with 6:47 to play when Virginia went on a 10-2 run to take control of the game. A jumper by Scott gave Virginia the lead for good at 84-82 with 6:30 remaining and two three-pointers by Jeff Jones completed the run. VMI didn't get closer than four points the rest of the game.

The Cavaliers shot 54.4 percent (43-79) from the field, out-rebounded the Keydets 50-35 and had 24 assists. VMI shot 46.8 percent (37-79) from the field, 93.3 percent (14-15) from the free throw line and had 15 steals. Virginia shot 64.3 percent (18-28) from the free throw line.

Twinn brothers Chavis and Travis Holmes led VMI. Chavis Holmes scored a game-high 31 points and Travis Holmes had 20 points. Austin Kenon added 18 points, while Willie Bell and Keith Gabriel each scored 14 points.

"With so many possessions, it is a difficult style to play against. It affected everything that we do: our lineups, holding the big guys out because it would be very difficult for them to guard on the perimeter. They play you against yourself, and it was a difficult preparation for us -- getting us ready to go against what we do every day, so I'm just glad that fortunately we won." - Dave Leitao

GAME #2 • NOVEMBER 19, 2008

USF 75
AT VIRGINIA 77

USF (1-1)		REB								
Player	MP	FG	FT	(0-1)	A	TO	BS	S	TP	
Williams	20	0-1	0-0	1-4	0	1	1	0	0	
Ajayi	9	1-4	0-2	1-2	0	0	0	0	2	
Howard	28	5-9	1-2	0-2	3	5	0	0	12	
Jones	38	10-23	3-4	3-5	5	3	1	1	23	
Verdejo	37	9-15	0-2	1-2	1	2	0	0	22	
Espinosa	20	3-4	0-0	2-6	2	1	2	0	6	
Leemow	17	0-2	0-0	0-1	2	0	0	0	0	
Rivas Sanchez	31	4-7	2-2	2-9	0	2	0	1	10	
Team				3-8						
Totals	200	32-65	6-12	13-39	13	14	4	2	75	
		.492	.500							

VIRGINIA (2-0)		REB								
Player	MP	FG	FT	(0-1)	A	TO	BS	S	TP	
Diane	30	6-14	1-2	1-3	1	2	0	0	13	
Scott	32	4-9	2-2	4-6	1	2	0	2	10	
Meynsse	6	0-0	0-0	0-0	0	1	0	0	0	
Farrakhan	5	0-0	0-0	0-0	0	0	0	0	0	
Baker	17	1-5	1-4	1-1	2	1	0	0	3	
Tucker	27	4-8	5-8	0-7	1	0	1	1	15	
Zeglinski	22	2-7	4-4	1-5	4	1	0	1	9	
Landesberg	31	8-15	4-6	1-4	0	1	0	3	21	
Soroye	15	1-1	1-2	3-6	0	1	2	1	3	
Jones	15	1-8	0-0	0-0	1	0	0	0	3	
Team				6-7						
Totals	200	27-67	18-28	17-39	10	10	3	8	77	
		.403	.643							

3-Point Field Goals: (USF)--(5-15/.333) Verdejo (4-7), Howard (1-2), Leemow (0-2), Jones (0-4). (UVA)--(5-19/.263) Tucker (2-3), Landesberg (1-2), Zeglinski (1-3), Jones (1-5), Scott (0-1), Baker (0-1), Diane (0-4).

USF	34	41	75
Virginia	34	43	77
Attendance --	8,810		

Sylen Landesberg scored on a layup with 13 seconds left in the game to give Virginia the lead for good at 76-75 and then added a free throw six seconds later to account for the final margin of victory as the Cavaliers defeated the University of South Florida 77-75 at John Paul Jones Arena.

Landesberg finished with a team-high 21 points and also had four rebounds and three steals. He is the first Virginia freshman since Gary Forbes in 2003-04 to lead the team in scoring in each of the first two games of the season.

Jamil Tucker added a career-high 15 points for the Cavaliers and led the team with seven rebounds. Mamadi Diane added 13 points, while Mike Scott scored 10 points and had six rebounds.

USF jumped out to a 10-2 lead 5:01 into the game, but UVA battled back and to tie the game 34-34 at halftime. Dominique Jones scored 13 points in the first half for USF and Diane had 10 first half points for the Cavaliers.

Virginia trailed by as many as six points in the second half (61-55 with 9:06 to play) before rallying for the victory. Landesberg and Tucker each scored 12 points in the second half to lead UVA.

The Cavaliers shot 40.3 percent (27-67) from the field, including 26.3 percent (5-19) from three-point range, and 64.3 percent (18-28) from the free throw line. Virginia had eight steals and turned the ball over only 10 times in the game. USF shot 49.2 percent (32-65) from the field, including 33.3 percent (5-15) from three-point range, and 50 percent (6-12) from the free throw line. The Bulls turned the ball over 14 times.

Jones finished with a game-high 23 points to lead USF and Jesus Verdejo scored 22 points. Chris Howard scored 12 points for the Bulls and Alex Rivas Sanchez added 10 points and nine rebounds.

"Without playing particularly well today, we still were able to win. And were able to do a little bit 'guttier'. In the last five minutes, we were finally getting some stops that we weren't successful in stringing together in the previous 35 (minutes). We had some timely plays on the offensive end and a couple of mishaps that we didn't pay prices for." - Dave Leitao

GAME #3 • NOVEMBER 21, 2008

RADFORD 66
AT VIRGINIA 68

RADFORD (2-1)		REB								
Player	MP	FG	FT	(0-1)	A	TO	BS	S	TP	
Lynch-Flohr	27	6-12	3-6	1-2	1	1	1	0	15	
Parakhouski	26	6-16	4-9	6-12	0	1	0	2	16	
McDuffy	35	4-8	2-2	0-3	1	2	1	0	13	
Johnson	34	2-7	1-2	0-2	2	4	1	0	6	
Thomas	37	3-11	4-4	2-6	3	3	1	1	10	
Austin	5	0-1	0-2	0-0	0	1	0	0	0	
McFarlin	1	0-0	0-0	0-0	0	0	0	0	0	
Martin	9	0-1	0-0	0-1	0	1	0	0	0	
Hall	26	3-6	0-0	3-9	0	2	6	0	6	
Team				2-5						
Totals	200	24-62	14-25	14-40	7	15	10	3	66	
		.387	.560							

VIRGINIA (3-0)		REB								
Player	MP	FG	FT	(0-1)	A	TO	BS	S	TP	
Diane	24	1-9	1-2	3-5	1	0	0	0	3	
Scott	27	2-7	1-3	2-5	1	0	0	0	5	
Soroye	24	3-5	2-2	2-5	0	0	2	2	8	
Baker	18	2-7	5-6	0-0	1	2	0	1	9	
Landesberg	34	9-15	3-4	1-4	0	4	0	1	22	
Farrakhan	4	0-2	0-0	0-1	0	1	0	0	0	
Tucker	16	2-6	0-0	3-6	0	2	0	1	4	
Zeglinski	26	4-8	3-3	0-5	1	2	0	1	11	
Sherrill	5	0-2	0-0	2-3	0	1	0	0	0	
Jones	13	1-3	4-4	0-2	0	1	0	0	6	
Brandenburg	5	0-0	0-0	0-1	0	0	1	0	0	
Tat	1	0-0	0-0	0-0	0	0	0	0	0	
Meynsse	3	0-1	0-0	0-0	0	1	0	0	0	
Team				3-6						
Totals	200	24-65	19-24	16-43	4	14	3	6	68	
		.369	.792							

3-Point Field Goals: (Rad)--(4-12/.333) McDuffy (3-6), Johnson (1-3), Thomas (0-3). (UVA)--(1-9/.111) Landesberg (1-2), Scott (0-1), Zeglinski (0-1), Jones (0-1), Diane (0-2), Baker (0-2).

Radford	29	37	66
Virginia	27	41	68
Attendance --	10,311		

Sylen Landesberg scored a game-high 22 points and made two free throws with 29 seconds left to play to give Virginia the lead for good at 67-66 and the Cavaliers went on to a 68-66 victory over Radford at John Paul Jones Arena.

Landesberg finished with a game-high total of 22 points and he also had four rebounds. He scored 18 of his points in the second half.

Sammy Zeglinski was the only other player to score in double figures for UVA with 11 points and he had five rebounds. Calvin Baker added nine points for the Cavaliers and Tunji Soroye added eight points, five rebounds and blocked two shots. Baker scored five of UVA's last seven points in the final 2:35 of the game.

Radford led 29-27 at halftime with Joey Lynch-Flohr's nine points leading the Highlanders. Zeglinski had nine first half points for the Cavaliers. Neither team led by more than four points in the second half before Virginia came from behind in the closing minute for the victory.

UVA shot 36.9 percent (24-65) from the field, including just 11.1 percent (1-9) from three-point range, and 79.2 percent (19-24) from the free throw line. The Cavaliers out-rebounded the Highlanders 43-40. Radford shot 38.7 percent (24-62) from the field, including 4-12 from three-point range, and 56.0 percent (14-25) from the free throw line. The Highlanders blocked 10 of the Cavaliers' shots in the game.

Artsiom Parakhouski had a double-double for Radford with 16 points and 12 rebounds. Lynch-Flohr finished with 15 points, while Martell McDuffy scored 13 points and Kenny Thomas 10 for the Highlanders.

"By chance today, we made a play or two at the end or they didn't execute a play or two at the end, and we were fortunate to win. For the second consecutive game, we haven't exactly played the game we've intended to from day one in practice. If we don't make a decision to turn the corner, both psychologically and physically, these nights that we eek out wins are going to turn to losses, and unfortunately they're going to start stringing together." - Dave Leitao



2008-09 VIRGINIA BASKETBALL

GAME #4 • NOVEMBER 25, 2008

LIBERTY **86**
AT VIRGINIA **82**

LIBERTY (2-1)		FG		FT		REB		A		TO		BS		S		TP	
Player	MP																
An. Smith	38	8-14	3-4	0-4	6	2	0	0	21								
Ohman	38	9-12	2-2	0-3	1	0	0	2	26								
Floyd	24	2-5	4-6	0-4	1	3	0	0	8								
Sanders	37	1-2	0-0	1-4	8	0	0	0	2								
Curry	38	9-17	4-6	1-3	1	3	0	1	26								
Stephene	13	1-3	0-0	0-2	4	1	0	0	3								
Spencer	5	0-0	0-0	0-0	0	0	0	0	0								
Au. Smith	4	0-0	0-0	0-0	0	1	0	2	0								
Weaver	3	0-0	0-2	0-1	0	1	0	0	0								
McMasters	0+	0-0	0-0	0-0	0	0	0	0	0								
Team				0-2													
Totals	200	30-53	13-20	2-23	21	11	0	5	86								
		.566	.650														

VIRGINIA (3-1)		FG		FT		REB		A		TO		BS		S		TP	
Player	MP																
Diane	27	0-6	0-0	0-2	2	1	1	0	0								
Scott	34	3-4	3-4	7-17	1	1	0	0	9								
Baker	25	5-9	2-2	0-3	5	3	0	1	15								
Zeglinski	31	8-13	2-3	0-2	4	5	0	2	24								
Landesberg	35	5-10	6-8	2-9	2	1	0	0	17								
Farrakhan	8	1-3	2-2	0-0	1	2	0	0	5								
Tucker	6	0-0	0-0	1-1	0	1	0	0	0								
Jones	29	4-12	0-0	0-1	3	0	0	2	10								
Iat	0+	0-0	0-0	0-0	0	0	0	0	0								
Meyinsse	5	1-1	0-0	1-1	0	0	0	0	2								
Team				0-1													
Totals	200	27-58	15-19	11-37	18	14	1	5	82								
		.466	.789														

3-Point Field Goals: (LU)--(13-26/500) Ohman (6-8), Curry (4-8), An. Smith (2-6), Stephene (1-1), Sanders (0-1), Floyd (0-2), (UVA)--(13-32/406) Zeglinski (6-10), Baker (3-6), Jones (2-8), Landesberg (1-2), Farrakhan (1-3), Diane (0-3).

Liberty 35 51 86
Virginia 32 50 82
Attendance -- 9,263

Seth Curry and Kyle Ohman each scored 26 points, and Anthony Smith scored 21 to lead Liberty to an 86-82 victory over Virginia at John Paul Jones Arena.

The Flames shot 56.6 percent (30-53) from the field for the game, including 50 percent (13-26) from three-point range. In the second half, Liberty shot 69.6 percent (16-23) from the field, including 60 percent (6-10) from three-point range. The Flames also shot 65 percent (13-20) from the free throw line, 72.2 percent (13-18) in the second half.

Sammy Zeglinski made the first start of his collegiate career and scored a career-high 24 points to lead the Cavaliers. Zeglinski also had a career high with six three-point field goals. Sylvan Landesberg scored 17 points and had nine rebounds, Calvin Baker scored 15 points and had five assists, and Jeff Jones scored 10 points for Virginia. Mike Scott had a game-high 17 rebounds for the Cavaliers.

UVA shot 46.6 percent (27-58) from the field, including 40.6 percent (13-32) from three-point range, and 78.9 percent (15-19) from the free throw line.

A three-pointer by Curry at the buzzer gave Liberty a 35-32 halftime lead. The Flames ran off six consecutive points to take a seven-point lead (78-71) with 1:14 left in the game. Virginia closed to within two points (83-81) with 16 seconds remaining to play, but Liberty hung on for the victory.

Virginia out-rebounded the Flames 37-23.

The loss ended the Cavaliers' 36-game November home winning streak, UVA's 16-game winning streak against Big South opponents and Virginia's 15-game winning streak against non-conference in-state opponents.

"We lost the game before today even started. We have been flirting with disaster, or losses, for a while now and the ball fortunately bounced our way a couple of times. We were fortunate enough to win the last couple games. It didn't bounce our way this time. We've got to figure ourselves out, begin to start to play the game with some passion and energy, have some fun, and understand one another - our strengths and our weaknesses." - Dave Leitao

GAME #5 • NOVEMBER 28, 2008

VIRGINIA **70**
AT SYRACUSE **73**

VIRGINIA (3-2)		FG		FT		REB		A		TO		BS		S		TP	
Player	MP																
Landesberg	28	5-11	6-8	0-3	3	0	0	2	16								
Scott	37	5-10	0-0	5-10	4	0	0	1	10								
Sene	7	0-0	1-2	0-1	1	0	1	0	1								
Baker	31	6-10	1-1	0-3	3	4	0	4	14								
Zeglinski	29	6-12	0-0	0-4	2	5	0	2	14								
Farrakhan	3	1-3	0-0	0-0	0	0	0	0	2								
Tucker	2	0-2	0-0	1-2	0	0	0	0	0								
Soroye	10	0-1	0-0	0-1	0	0	0	0	0								
Jones	13	1-5	0-0	0-2	1	0	0	0	3								
Diane	16	0-3	0-1	1-2	0	1	0	1	0								
Meyinsse	24	3-7	4-5	4-8	0	1	1	0	10								
Team				2-2													
Totals	200	27-64	12-17	13-38	14	12	2	10	70								
		.422	.706														

SYRACUSE (6-0)		FG		FT		REB		A		TO		BS		S		TP	
Player	MP																
Harris	33	4-9	5-7	2-8	1	5	1	3	13								
Ongenaet	6	0-1	0-0	0-0	1	1	0	0	0								
Onuaku	25	1-3	4-4	1-10	0	0	2	0	6								
Flynn	39	4-9	7-11	0-1	6	2	1	1	15								
Devendorf	39	3-3	8-9	0-0	4	2	0	0	14								
Jackson	15	4-8	0-0	2-6	0	0	5	1	8								
Rautins	28	4-10	3-7	0-2	3	2	0	1	15								
Joseph	15	1-2	0-0	1-2	0	3	0	0	2								
Team				0-4													
Totals	200	21-45	27-38	6-33	15	15	9	6	73								
		.467	.711														

3-Point Field Goals: (UVA)--(4-14/286) Zeglinski (2-5), Jones (1-3), Baker (1-4), Landesberg (0-1), Diane (0-1), (SU)--(4-13/308) Rautins (4-9), Harris (0-1), Joseph (0-1), Flynn (0-2).

Virginia 40 30 70
Syracuse 29 44 73
Attendance -- 22,096

Syracuse scored 10 consecutive points, the first six on two three-pointers by Andy Rautins, to take a six-point lead at 62-56 with 6:12 remaining in the game and the Orange went on to a 73-70 victory over Virginia at the Carrier Dome. Rautins' second three-pointer in the run gave Syracuse its first lead (58-56 with 7:54 left to play) since a 2-0 lead in the first minute of the game.

Virginia led by as many as 13 points (40-27) with 30 seconds left in the first half after a 9-0 run that featured five points by Calvin Baker and the Cavaliers led by 11 (40-29) at halftime. UVA's biggest lead of the second half was 12 points on two occasions, the last with 16:57 to play in the game (45-33) after a jump shot by Baker.

Sylvan Landesberg led five Virginia players in double figures in scoring with 16 points. Baker and Sammy Zeglinski each scored 14 points, while Mike Scott added 10 points, 10 rebounds and a career-high four assists, and Jerome Meyinsse 10 points and eight rebounds. The double-double was the second of the season for Scott and the fourth of his UVA career.

Four Syracuse players scored in double figures as the Orange remained undefeated at 6-0. Jonny Flynn scored 15 points and had six assists, and Rautins also scored 15 points to lead Syracuse. Eric Devendorf added 14 points and four assists, and Paul Harris scored 13 points and had eight rebounds for the Orange. Arinze Onuaku led Syracuse with 10 rebounds.

Virginia shot 42.2 percent (27-64) from the field for the game, including 28.6 percent (4-14) from three-point range, and 70.6 percent (12-17) from the free throw line. The Cavaliers out-rebounded the Orange 38-33.

Syracuse shot 46.7 percent (21-45) from the field, including 30.8 percent (4-13) from three-point range, and 71.1 percent (27-38) from the free throw line. The Orange blocked nine Virginia shots.

"I'm very disappointed with the outcome. We definitely had our chances. I thought for about the first 27, 28 minutes we maintained ourselves in this environment pretty well. Then, typical of Syracuse over the years, they come at you in some waves. The thing that was most disappointing was the points that they scored were scored a little bit too easy for our liking. They got energized by that, picked up their defensive intensity and stopped us from executing the way we had been to get the lead" - Dave Leitao

GAME #6 • DECEMBER 2, 2008

VIRGINIA **56**
AT MINNESOTA **66**

VIRGINIA (3-3)		FG		FT		REB		A		TO		BS		S		TP	
Player	MP																
Scott	18	0-4	0-0	2-6	2	3	0	1	0								
Sene	18	0-0	2-2	2-4	0	1	0	0	2								
Landesberg	33	1-11	8-10	1-6	2	0	0	0	10								
Baker	33	3-11	3-4	0-2	2	3	0	0	9								
Zeglinski	27	4-8	0-0	1-1	2	5	0	0	10								
Diane	15	2-4	0-0	0-1	1	2	1	0	4								
Meyinsse	22	1-1	3-4	2-5	0	2	1	0	5								
Tucker	22	4-8	0-0	1-4	0	1	0	2	12								
Farrakhan	12	1-4	2-2	1-2	2	1	0	2	4								
Team				4-9													
Totals	200	16-51	18-22	14-40	11	19	2	5	56								
		.314	.818														

MINNESOTA (7-0)		FG		FT		REB		A		TO		BS		S		TP	
Player	MP																
Abu-Shamala	11	1-4	0-0	0-1	1	1	0	0	2								
Johnson	33	3-9	0-0	1-6	3	0	3	3	6								
Iverson	22	5-6	4-6	4-7	0	2	0	1	14								
Hoffarber	31	4-8	0-0	1-3	2	1	1	0	12								



2008-09 VIRGINIA BASKETBALL

GAME #7 • DECEMBER 17, 2008

LONGWOOD 61
AT VIRGINIA 90

LONGWOOD (5-6)		REB								
Player	MP	FG	FT	(0-1)	A	TO	BS	S	TP	
Smith	29	4-11	2-4	0-3	1	1	0	2	11	
Carter	19	5-7	3-5	2-2	0	2	1	0	13	
Bogan	26	5-9	0-0	0-2	3	2	0	2	11	
Swecker	29	2-8	0-0	0-1	2	1	0	0	5	
Neil	17	1-5	0-0	0-2	1	3	0	0	2	
Dawson	15	1-3	0-0	1-5	1	0	0	0	2	
Washington	22	2-7	0-0	1-3	1	1	0	0	6	
Gee	8	2-4	0-0	0-1	1	1	0	2	4	
Robinson	12	0-1	1-2	0-2	1	2	0	0	1	
Ryan	11	3-8	0-0	1-1	0	0	0	0	6	
van der Kooij	3	0-1	0-0	0-0	0	0	0	0	0	
Evans	9	0-1	0-0	0-0	1	0	4	0	0	
Team				0-1						
Totals	200	25-65	6-11	5-23	12	13	5	6	61	
		.385	.545							

VIRGINIA (4-3)		REB								
Player	MP	FG	FT	(0-1)	A	TO	BS	S	TP	
Tucker	24	4-12	2-3	2-10	3	0	1	0	11	
Scott	27	4-5	0-0	0-6	0	0	1	0	8	
Baker	24	5-11	4-4	0-6	3	4	0	1	14	
Zeglinski	24	5-8	1-2	0-4	4	3	0	1	14	
Landesberg	28	6-10	8-8	6-9	1	6	0	0	20	
Farrakhan	4	2-2	0-0	0-0	0	0	0	0	5	
Sene	16	2-4	2-3	2-5	1	1	2	0	6	
Sherrill	3	0-0	0-0	0-0	0	0	0	0	0	
Jones	21	3-4	0-0	2-3	0	1	0	0	7	
Diane	19	1-7	1-2	0-1	0	0	1	0	3	
Brandenburg	3	1-1	0-0	0-1	0	0	0	0	2	
Meynsse	7	0-0	0-2	1-1	0	2	0	0	0	
Team				0-3						
Totals	200	33-64	18-24	13-49	12	17	5	2	90	
		.516	.750							

3-Point Field Goals: (Long)--(5-22/227) Washington (2-6), Smith (1-3), Bogan (1-3), Swecker (1-6), Carter (0-1), Neil (0-1), Gee (0-1), van der Kooij (0-1), (UVA)--(6-16/375) Zeglinski (3-5), Farrakhan (1-1), Jones (1-1), Tucker (1-3), Scott (0-1), Baker (0-2), Diane (0-3).

Longwood	27	34	61
Virginia	42	48	90
Attendance --	8,543		

Virginia opened the game on a 15-2 run and rolled to a 90-61 victory over Longwood. Sylvan Landesberg scored six points in the Cavaliers' game-opening surge and Calvin Baker and Mike Scott each scored four points.

The win broke a three-game UVA losing streak. Virginia scored 16 consecutive points later in the first half to take a 22-point lead at 31-9 with 8:26 left in the half. The Lancers cut the UVA lead to 36-27 with 1:40 remaining in the first half, but the Cavaliers closed the half on a 6-0 run to lead 42-27 at halftime. Longwood got no closer than 14 points in the second half as Virginia pulled away for the victory.

Landesberg scored a game-high 20 points and had nine rebounds to lead the Cavaliers, while Baker and Sammy Zeglinski each finished with 14 points. Jamil Tucker had the first double-double of his collegiate career with 11 points and a game-high 10 rebounds in his first start of the season.

UVA shot 51.6 percent (33-64) from the field, including 37.5 percent (6-16) from three-point range, and 75 percent (18-24) from the free throw line in the game. The Cavaliers out-rebounded Longwood 49-23.

Antwan Carter scored 13 points to lead Longwood. Ryan Bogan and Dana Smith each added 11 points for the Lancers.

Longwood shot 38.5 percent (25-65) from the field, including 22.7 percent (5-22) from three-point range, and 54.5 percent (6-11) from the free throw line.

"Coming off the long break, one of our concerns was not having the right rhythm that we needed. We have been a victim of that before. We made more good plays today. It is a point to build from. There still are some key areas to improve on, but we'll take that, move on and build some consistency." - Dave Leitao

GAME #8 • DECEMBER 20, 2008

AUBURN 58
AT VIRGINIA 56

AUBURN (6-4)		REB								
Player	MP	FG	FT	(0-1)	A	TO	BS	S	TP	
Barber	35	5-13	4-9	7-13	1	2	0	1	14	
Lett	10	1-2	1-1	1-3	0	0	1	0	3	
Reed	37	4-12	2-3	0-1	4	2	1	0	12	
Robertson	29	3-9	1-2	3-10	2	4	0	2	7	
Waller	33	3-12	0-0	0-1	0	1	1	2	8	
Hargrove	31	2-8	0-0	3-10	2	2	1	0	4	
Williams	0+	0-0	0-0	0-0	0	0	0	0	0	
Barrett	25	4-8	0-0	0-4	0	1	0	1	10	
Team				0-2						
Totals	200	22-64	8-15	14-44	9	12	4	6	58	
		.344	.533							

VIRGINIA (4-4)		REB								
Player	MP	FG	FT	(0-1)	A	TO	BS	S	TP	
Tucker	9	0-2	0-0	0-1	0	0	1	0	0	
Scott	27	4-7	1-2	0-3	0	3	0	3	9	
Baker	30	2-8	4-4	0-4	4	1	0	1	9	
Zeglinski	26	4-14	0-0	0-1	5	1	0	1	9	
Landesberg	38	5-8	10-14	0-6	1	5	1	0	22	
Sene	22	1-3	0-0	0-9	2	0	4	0	2	
Jones	20	2-7	0-0	0-1	1	0	0	1	5	
Diane	20	0-0	0-0	0-0	0	1	0	2	0	
Meynsse	8	0-0	0-1	1-1	0	1	0	0	0	
Team				1-4						
Totals	200	18-49	15-21	2-30	13	12	6	8	56	
		.367	.714							

3-Point Field Goals: (AU)--(6-27/222) Barrett (2-5), Reed (2-7), Waller (2-10), Hargrove (0-2), Robertson (0-3), (UVA)--(5-18/278) Landesberg (2-2), Baker (1-3), Jones (1-3), Zeglinski (1-8), Tucker (0-1), Scott (0-1).

Auburn	32	26	58
Virginia	21	35	56
Attendance --	11,070		

A three-point field goal by DeWayne Reed with 1:24 left to play provided Auburn with the winning points as the Tigers held on for a 58-56 victory over Virginia. The Cavaliers had two possessions after Reed's three-pointer, but failed to score.

UVA trailed by 13 points (37-24) with 17:08 left in the game and still trailed by eight (50-42) with 9:15 remaining to play. The Cavaliers then scored 12 consecutive points to take a 54-50 lead with 4:45 remaining. Sylvan Landesberg and Sammy Zeglinski each scored five points in the run.

UVA led 56-52 after a jumper by Zeglinski with 4:02 left to play, but the Cavaliers would not score again. A three-pointer by Auburn's Ty Waller at the 2:16 mark narrowed Virginia's lead to 56-55 and set the stage for Reed's three-point field goal that proved to be the winning basket.

Auburn scored the last 11 points of the first half to take a 32-21 halftime lead. The Cavaliers shot just 20.8 percent (5-24) from the field in the first half. UVA went the final 7:50 of the first half and the first 2:40 of the second half without a field goal.

Landesberg scored a game-high 22 points and had six rebounds. He was the only Virginia player to score in double figures.

UVA shot 52 percent (13-25) from the field in the second half and 36.7 percent (18-49) for the game, including 27.8 percent (5-18) from three-point range. The Cavaliers also shot 71.4 percent (15-21) from the free throw line.

Auburn out-rebounded Virginia 44-30 and had 14 offensive rebounds to just two for the Cavaliers. The Tigers shot 34.4 percent (22-64) from the field, including 22.2 percent (6-27) from three-point range, and 53.3 percent (8-15) from the free throw line.

Korvotney Barber scored 14 points and had 13 rebounds to lead Auburn, while Reed added 12 points and Rasheem Barrett 10 for the Tigers. Lucas Hargrove and Quantez Robertson each had 10 rebounds for Auburn.

"I'm obviously disappointed, particularly with our inability to play a game from start to finish that we prepared to play. Two things we emphasized were to execute a game plan and do it with a high level of passion. We didn't sustain either and it obviously cost us in the beginning, it cost us in the middle and it cost us late." - Dave Leitao

GAME #9 • DECEMBER 23, 2008

HAMPTON 48
AT VIRGINIA 74

LONGWOOD (5-5)		REB								
Player	MP	FG	FT	(0-1)	A	TO	BS	S	TP	
Freeman	21	3-8	2-4	0-4	0	5	5	0	8	
Harrison	19	0-1	0-0	1-1	1	0	0	0	0	
Brooks	20	3-6	0-0	0-3	1	0	0	1	7	
Tolson	18	2-7	0-0	1-2	1	3	1	0	4	
Morgan	27	4-13	0-0	1-3	1	1	0	3	9	
Pellum	17	2-9	0-2	1-2	1	1	0	0	5	
Simpson	20	4-12	0-2	2-7	2	1	0	0	10	
Tunnell	12	0-0	2-2	0-0	2	3	1	1	2	
Smalling	15	0-5	1-2	3-4	1	0	0	0	1	
DeGroat	9	1-4	0-0	4-5	0	0	0	0	2	
Ntoko	15	0-1	0-0	3-4	1	0	0	1	0	
Washington	4	0-0	0-0	0-0	0	0	0	0	0	
Team				2-2						
Totals	200	19-66	5-12	18-37	11	14	7	6	48	
		.288	.417							

VIRGINIA (5-4)		REB								
Player	MP	FG	FT	(0-1)	A	TO	BS	S	TP	
Tucker	22	3-7	3-5	2-6	0	1	1	0	10	
Scott	29	6-10	5-6	5-15	1	1	2	2	17	
Baker	22	2-3	0-0	0-3	3	2	0	0	5	
Zeglinski	30	3-8	2-2	1-3	4	3	1	4	11	
Landesberg	28	3-7	3-3	1-3	3	1	0	0	9	
Farrakhan	14	3-5	2-2	1-1	2	0	0	0	10	
Sene	15	1-4	0-0	1-6	0	2	2	0	2	
Soroye	5	1-3	0-0	0-1	1	0	2	0	2	
Sherrill	3	0-0	0-0	0-0	1	1	0	0	0	
Jones	14	1-9	0-0	0-1	1	1	0	0	2	
Diane	11	1-4	2-2	2-3	0	1	0	0	4	
Brandenburg	2	1-2	0-0	1-2	0	0	0	0	2	
Meynsse	5	0-0	0-0	0-0	0	0	2	0	0	
Team				2-3						
Totals	200	25-62	17-20	16-47	16	13	10	6	74	
		.403	.850							

3-Point Field Goals: (Ham)--(5-22/227) Simpson (2-5), Brooks (1-3), Pellum (1-5), Morgan (1-6), Ntoko (0-1), Tolson (0-2), (UVA)--(7-23/304) Zeglinski (3-4), Farrakhan (2-3), Baker (1-2), Tucker (1-5), Landesberg (0-1), Diane (0-2), Jones (0-6).

Hampton	27	21	48
Virginia	38	36	74
Attendance --	9,158		

Mike Scott and Sammy Zeglinski each scored six points as Virginia sprinted to a 19-6 lead just 5:31 into the game and went on to a 74-48 victory over Hampton.

The Pirates narrowed the Cavaliers' lead to five points (27-22) with 4:18 to play in the first half, but UVA built the lead back to 11 points (38-27) at halftime. Hampton got no closer than 10 points in the second half as the Cavaliers took control of the game with a 10-0 run that gave them a 52-32 lead with 11:27 left to play. Scott scored four points in the run.

Scott finished the game with 17 points and 15 rebounds for his third double-double of the season, while Zeglinski scored 11 points, had four assists and a career-high four steals. Mustapha Farrakhan added a career-high 10 points and Jamil Tucker also scored 10 points for the Cavaliers.

Virginia shot 40.3 percent (25-62) from the field, including 30.4 percent (7-23) from three-point range, and 85.0 percent (17-20) from the free throw line. The Cavaliers also blocked 10 shots and out-rebounded the Pirates 47-37.

Vincent Simpson was the only player to score in double figures for Hampton with 10 points and he also led the Pirates in rebounding with seven.

Hampton shot just 28.8 percent (19-66) from the field, including 22.7 percent (5-22) from beyond the arc, and only 41.7 percent (5-12) from the free throw line.

"Any time you go into a holiday, you want to do it on a good note. I thought over the course of the game that we evened ourselves out in terms of not having as many highs and lows. We started off really quick sharing the basketball, pushing the basketball, and it led to some high percentage shots that we fortunately made. Our defense was sound enough to get us the ball back." - Dave Leitao



2008-09 VIRGINIA BASKETBALL

GAME #10 • DECEMBER 28, 2008

VIRGINIA 88
AT GEORGIA TECH 84 OT

VIRGINIA (6-4, 1-0)		MP		FG		FT		REB		A		TO		BS		S		TP	
Player																			
Scott	27	3-8	5-8	5-10	1	2	2	0	11										
Sene	24	1-5	0-1	0-1	0	0	2	0	2										
Baker	34	6-12	0-0	0-5	0	4	0	1	13										
Zeglinski	39	3-10	0-0	1-6	6	3	0	1	9										
Landesberg	41	9-18	8-9	0-6	5	1	0	0	26										
Farrakhan	16	3-5	4-4	1-1	1	0	0	0	12										
Tucker	24	6-7	0-0	0-6	2	2	0	0	15										
Soroye	1	0-0	0-0	0-0	0	0	0	0	0										
Jones	2	0-0	0-0	0-0	0	0	0	0	0										
Diane	6	0-3	0-0	0-1	1	1	0	0	0										
Meyinsse	11	0-2	0-0	1-2	0	0	2	0	0										
Team				3-4															
Totals	225	31-70	17-22	11-42	16	13	6	2	88										
		.443	.773																

GEORGIA TECH (7-4, 0-1)		MP		FG		FT		REB		A		TO		BS		S		TP	
Player																			
Lawal	40	6-14	9-14	4-9	0	0	1	1	21										
Peacock	37	4-6	1-3	3-8	1	1	0	0	9										
Aminu	32	6-14	1-4	7-12	0	1	2	2	13										
Clinch	42	6-16	3-7	1-9	2	2	0	1	18										
Shumpert	38	7-16	2-5	1-5	6	7	0	0	18										
Foreman	16	1-4	0-0	1-1	2	0	0	1	2										
Storrs	13	1-2	0-0	0-1	0	1	0	2	3										
Sheehan	7	0-0	0-0	1-1	0	0	1	0	0										
Team				2-4															
Totals	225	31-72	16-33	20-50	11	12	4	7	84										
		.431	.485																

3-Point Field Goals: (UVa)--(9-23/391) Tucker (3-3), Zeglinski (3-9), Farrakhan (2-3), Baker (1-4), Landesberg (0-2), Diane (0-2). (GT)--(6-18/.333) Clinch (3-10), Shumpert (2-4), Storrs (1-2), Foreman (0-2).

Virginia 44 30 14 88
Georgia Tech 37 37 10 84
Attendance -- 7,230

Jamil Tucker's three-point field goal with 14.7 seconds left in regulation forced overtime and Calvin Baker's driving layup with 10.3 seconds remaining in the overtime period put Virginia ahead for good as the Cavaliers won their Atlantic Coast Conference opener 88-84 at Georgia Tech.

Virginia led by as many as 11 points in the first half after jumping to a 17-6 lead 4:09 into the game. The Cavaliers were ahead by seven (44-37) at halftime behind 14 first-half points by Sylvan Landesberg and 10 by Mustapha Farrakhan.

Georgia Tech opened the second half with a 9-0 run to take the lead and the Yellow Jackets led by as many as five points (69-64) with 3:45 left in regulation before the Cavaliers rallied to send the game to overtime.

Landesberg finished with a game-high total of 26 points, and he also had six rebounds and five assists. Tucker tied his career high with 15 points and had six rebounds, Baker had 13 points and Farrakhan scored a career-high 12 points. Mike Scott had his second consecutive double-double with 11 points and 10 rebounds.

Virginia shot 44.3 percent (31-70) from the field, including 39.1 percent (9-23) from three-point range, and 77.3 percent (17-22) from the free throw line.

Gani Lawal led Georgia Tech with 21 points and nine rebounds, while Lewis Clinch and Iman Shumpert each scored 18 points. Alade Aminu had a double-double for the Yellow Jackets with 13 points and 12 rebounds.

Georgia Tech shot 43.1 percent (31-72) from the field, including 33.3 percent (6-18) from three-point range, but the Yellow Jackets made only 48.5 percent (16-33) of their free throw attempts. Georgia Tech out-rebounded Virginia 50-42 and the Yellow Jackets had 20 offensive rebounds.

It was the first overtime victory for the Cavaliers on an opponent's home court since an 84-82 double overtime win at NC State on Feb. 8, 1996.

"It was a terrific game, both teams played well and played to their strengths. They got a lot of inside scoring and attacked the glass. We were able to spread them out offensively and attack. They made some runs, we made some runs and the last two minutes before overtime, with the game hanging in the balance, some of our guys stepped up. To finish it off in overtime was huge. I think overall it speaks to what we have been talking about. We are getting a little bit better, a little more consistent on the defensive end." - Dave Leitao

GAME #11 • JANUARY 3, 2009

#22 XAVIER 84
AT VIRGINIA 70

XAVIER (11-2)		MP		FG		FT		REB		A		TO		BS		S		TP	
Player																			
Brown	29	2-7	4-6	1-3	2	1	0	2	8										
Anderson	24	2-7	4-5	3-6	1	1	0	0	8										
Love	16	1-5	1-2	4-7	1	0	2	0	3										
Raymond	31	9-14	2-2	0-6	1	0	2	0	24										
Holloway	22	0-5	4-5	0-1	3	4	0	2	4										
Redford	15	2-5	1-2	0-0	1	2	0	0	6										
McLean	14	2-3	1-1	3-5	2	0	1	0	5										
Jackson	28	5-8	0-2	0-3	3	0	0	0	13										
Frease	21	6-11	0-0	3-8	1	2	0	0	13										
Team				0-5															
Totals	200	29-65	17-25	14-44	15	10	5	4	84										
		.446	.680																

VIRGINIA (6-5)		MP		FG		FT		REB		A		TO		BS		S		TP	
Player																			
Scott	24	7-10	2-2	3-5	0	1	0	0	16										
Sene	33	3-8	0-2	6-11	1	0	2	0	6										
Baker	22	0-6	0-0	0-1	0	1	0	0	0										
Zeglinski	27	3-12	0-0	0-2	6	2	0	2	8										
Landesberg	35	7-15	10-11	0-7	4	2	1	1	25										
Farrakhan	14	1-5	2-2	0-1	0	2	0	0	5										
Tucker	10	0-1	0-0	0-0	0	1	0	0	0										
Soroye	2	0-0	0-0	0-0	0	1	0	0	0										
Jones	11	0-2	1-2	0-0	0	1	0	0	1										
Diane	10	3-4	0-0	1-2	0	1	0	1	7										
Tat	9	0-0	2-2	0-0	1	0	0	0	2										
Meyinsse	3	0-1	0-0	0-2	0	0	0	0	0										
Team				2-4															
Totals	200	24-64	17-21	12-35	12	12	3	4	70										
		.375	.810																

3-Point Field Goals: (XU)--(9-22/409) Raymond (4-7), Jackson (3-6), Frease (1-2), Redford (1-3), Brown (0-1), Anderson (0-1), Holloway (0-2). (UVa)--(5-15/.333) Zeglinski (2-5), Diane (1-1), Landesberg (1-2), Farrakhan (1-3), Tucker (0-1), Jones (0-1), Baker (0-2).

Xavier 42 42 84
Virginia 26 44 70
Attendance -- 10,174

Xavier out-scored Virginia 23-2 during a 5:55 stretch early in the first half, including a 19-0 run, and went on to an 84-70 victory over the Cavaliers at John Paul Jones Arena.

The Musketeers led by as many as 21 points in the first half and led by 16 (42-26) at halftime. Xavier went on a 13-0 run early in the second half to expand its lead to 28 points (60-32) with 13:00 left to play and the closest Virginia could get after that was 12 points (82-70) with just 38 seconds left in the game.

Sylvan Landesberg scored a game-high 25 points, grabbed seven rebounds and had four assists for the Cavaliers. It was his second consecutive game with at least 25 points after scoring 26 in an 88-84 overtime victory over Georgia Tech on Dec. 28. He is the first UVA freshman to have consecutive games with at least 25 points since Chris Williams during the 1998-99 season.

Mike Scott added 16 points and five rebounds for Virginia. Assane Sene scored six points and had a game-high 11 rebounds for the Cavaliers.

Virginia shot 37.5 percent (24-64) from the field, including 33.3 percent (5-15) from three-point range, and 81.0 percent (17-21) from the free throw line in the game.

B.J. Raymond scored 24 points and had six rebounds to lead Xavier. Kenny Frease had 13 points and eight rebounds for the Musketeers, and Dante Jackson added 13 points.

Xavier shot 44.6 percent (29-65) from the field for the game, including 40.9 percent (9-22) from three-point range, and 68.0 percent (17-25) from the free throw line. The Musketeers out-rebounded Virginia 44-35 and Xavier got 37 points from its bench.

"As I said coming into the year, unfortunately the down side of our youth is that we're going to have days where we surprise ourselves and perform at a high level and there are going to be days, like today, that for whatever reasons, you don't perform at the level you're capable of. We just have to continue to work at it, to gain the proper experience necessary through good and bad situations, and to learn and grow so we can continue to move forward." - Dave Leitao

GAME #12 • JANUARY 6, 2009

BROWN 50
AT VIRGINIA 74

BROWN (5-8)		MP		FG		FT		REB		A		TO		BS		S		TP	
Player																			
Friske	32	1-6	0-0	1-6	5	6	0	2	2										
Skelreja	37	0-0	1-2	1-5	3	2	0	1	1										
Sullivan	37	5-14	1-1	0-6	1	1	0	0	14										
Mullery	24	4-8	0-0	1-1	1	2	3	1	8										
Williams	33	3-10	5-5	1-2	1	1	0	0	13										
Gruber	3	1-1	0-0	0-0	0	2	0	1	3										
Kane	11	1-1	0-0	0-4	1	0	0	0	3										
Kelly	4	0-1	0-0	0-0	0	1	0	0	0										
Harris	2	1-1	0-1	0-0	0	1	0	0	2										
Kaluz	15	2-8	0-0	1-1	0	1	1	0	4										
Hollingsworth	2	0-1	0-0	0-0	0	0	0	0	0										
Team				2-4															
Totals	200	18-51	7-9	7-29	12	17	4	5	50										
		.353	.778																

VIRGINIA (7-5)		MP		FG		FT		REB		A		TO		BS		S		TP	
Player																			
Diane	19	3-8	0-0	1-1	1	2	0	1	7										
Scott	27	5-10	5-6	5-10	0	0	1	0	15										
Sene	16	3-3	0-4	0-3	1	0	3	0	6										
Zeglinski	29	7-12	0-0	0-2	2	2	0	2	14										
Landesberg	24	0-6	4-4	1-5	0	1	0	1	4										
Farrakhan	15	4-7	1-1	0-1	1	0	0	0	9										
Baker	18	0-4	0-0	0-2	3	1	1	2	0										
Tucker	23	3-5	1-2	2-5	2	1	1	2	8										
Sherrill	2	0-0	0-0	0-0	0	0	0	0	0										



2008-09 VIRGINIA BASKETBALL

GAME #13 - JANUARY 10, 2009

VIRGINIA 75
AT VIRGINIA TECH 78

VIRGINIA (7-6, 1-1)		REB												
Player	MP	FG	FT	(0-1)	A	TO	BS	S	TP					
Scott	26	7-10	1-4	2-6	0	3	0	0	16					
Sene	25	3-5	0-0	2-8	0	1	4	0	6					
Zeglinski	31	2-7	0-2	0-2	0	2	0	0	4					
Landesberg	38	7-11	6-6	1-8	5	6	0	1	20					
Diane	25	2-5	0-0	0-2	0	1	1	1	4					
Farrakhan	12	5-7	3-3	0-0	0	1	0	0	17					
Baker	18	1-1	0-0	0-1	2	1	1	0	3					
Tucker	18	2-8	0-0	0-2	0	1	3	0	5					
Soroye	3	0-1	0-0	1-1	0	1	0	0	0					
Meyinsse	4	0-0	0-0	0-0	0	0	1	1	0					
Team				1-3										
Totals	200	29-55	10-15	7-33	15	17	10	3	75					
		527	.667											

VIRGINIA TECH (10-5, 1-1)		REB												
Player	MP	FG	FT	(0-1)	A	TO	BS	S	TP					
Allen	23	0-7	3-5	2-6	2	1	1	1	3					
Davila	15	3-7	0-0	2-2	0	1	0	0	6					
Thompson	17	0-2	0-0	0-0	1	3	0	2	0					
Vassallo	40-	9-14	10-12	1-7	3	0	1	1	29					
Delaney	37	10-17	1-3	1-4	2	2	0	2	24					
Bell	23	2-5	0-0	2-3	3	1	0	1	5					
Hudson	2	0-0	0-0	0-1	0	0	0	0	0					
Thorns	10	0-1	0-0	0-0	1	1	0	0	0					
Witcher	11	2-5	2-2	3-3	0	1	0	0	6					
Diakite	22	2-5	1-3	1-5	0	1	1	0	5					
Team				1-1										
Totals	200	28-63	17-25	13-32	12	11	3	7	78					
		.444	.680											

3-Point Field Goals: (UVa)--(7-17/41.2) Farrakhan (4-5), Scott (1-1), Baker (1-1), Tucker (1-4), Diane (0-2), Zeglinski (0-4). (VT)--(5-10/50.0) Delaney (3-6), Bell (1-1), Vassallo (1-2), Thorns (0-1).

Virginia	33	42	75
Virginia Tech	40	38	78
Attendance --	9,847		

Virginia rallied from down 15 points with 5:23 to play to close within one point in the closing seconds, but could not complete the comeback, falling to Virginia Tech 78-75 at Cassell Coliseum. It was the Cavaliers' first loss in ACC play this season.

The Cavaliers led by as many as six points in the first half, but a late 11-2 Hokie run gave Virginia Tech a seven point lead at intermission.

In the second half, a 15-4 Hokie run extended their lead to 15 points (64-49) with 5:23 to play. The Cavaliers rallied to cut the lead to one point with two seconds remaining as Mustapha Farrakhan scored 15 of his career-high 17 points in that span.

Sylvan Landesberg led Virginia with 20 points, his eighth 20-point game of the season. Farrakhan had 17 points on 5-7 shooting (4-5 3FG) and Mike Scott added 16 points for the Cavaliers.

Virginia shot 52.7 percent (29-55) from the field, including 41.2 percent (7-17) from three-point range, and 66.7 percent (10-15) from the free throw line.

A.D. Vassallo led Virginia Tech with 29 points. Malcolm Delaney added 24 points for the Hokies, who improved to 10-5 (1-1 ACC).

Virginia Tech shot 44.4 percent (28-63) from the field, including 50.0 percent (5-10) from three-point range, and shot 68.0 percent (17-25) from the free throw line.

"Obviously we're disappointed with the end result today and not being able to come away with a win. I thought before the game, if we strung together some plays on both ends of the floor, we would have a better opportunity to win. We started the game that way, but towards the end of the first half, they put together an 11-2 run. There were different plays in the game that could've gone either way, and that cost us; not sticking to our principles at times like that where a team comes at you and you don't come back either on defense or through execution. There were things that happened in the second half that made the game less manageable for us. As a result, we end up with the loss." - Dave Leitao

GAME #14 - JANUARY 15, 2009

#5 NORTH CAROLINA 83
AT VIRGINIA 61

NORTH CAROLINA (15-2, 1-2)		REB												
Player	MP	FG	FT	(0-1)	A	TO	BS	S	TP					
Green	31	5-13	2-2	3-6	4	2	3	2	13					
Thompson	28	2-6	0-0	0-5	0	0	1	0	4					
Hansbrough	33	6-13	15-17	5-12	1	3	3	0	28					
Lawson	30	7-10	2-2	0-1	9	1	0	1	19					
Ellington	29	4-10	5-7	2-8	5	0	0	0	13					
Frasor	10	0-1	0-0	0-1	0	0	0	0	0					
Drew II	11	0-1	0-0	0-2	2	0	0	0	0					
Graves	9	0-2	0-0	0-1	0	1	0	0	0					
Watts	1	0-0	0-0	0-0	0	0	0	0	0					
Davis	17	3-7	0-0	3-7	0	2	3	0	6					
Copeland	1	0-1	0-0	0-0	0	0	0	0	0					
Team				1-4										
Totals	200	27-64	24-28	14-47	21	9	10	3	83					
		.422	.857											

VIRGINIA (7-7, 1-2)		REB												
Player	MP	FG	FT	(0-1)	A	TO	BS	S	TP					
Diane	11	2-10	0-0	3-5	0	0	0	0	4					
Scott	24	5-8	1-1	7-7	0	2	1	0	11					
Sene	25	1-5	0-2	5-10	0	2	1	0	2					
Zeglinski	26	1-8	0-0	1-2	1	4	0	0	3					
Landesberg	27	1-9	0-0	1-4	1	1	0	0	2					
Farrakhan	27	4-15	0-0	0-1	4	1	2	1	10					
Baker	15	3-6	4-4	0-1	2	0	0	2	11					
Tucker	26	5-13	2-2	2-5	1	0	2	1	12					
Sherrill	1	0-1	0-0	0-0	0	0	0	0	0					
Jones	11	3-5	0-0	0-4	0	0	0	0	6					
Brandenburg	1	0-0	0-0	0-0	0	0	0	0	0					
Tat	2	0-0	0-0	0-0	0	0	0	0	0					
Meyinsse	4	0-2	0-0	0-1	0	0	0	0	0					
Team				5-10										
Totals	200	25-82	7-9	24-50	9	10	6	4	61					
		.305	.778											

3-Point Field Goals: (UNC)--(5-14/35.7) Lawson (3-3), Hansbrough (1-1), Green (1-4), Frasor (0-1), Drew II (0-1), Graves (0-1), Copeland (0-1), Ellington (0-2). (UVa)--(4-27/14.8) Farrakhan (2-7), Baker (1-3), Zeglinski (1-6), Sherrill (0-1), Diane (0-2), Landesberg (0-2), Jones (0-2), Tucker (0-4).

North Carolina	50	33	83
Virginia	36	25	61
Attendance --	13,811		

Tyler Hansbrough had game-high totals of 28 points and 12 rebounds to lead No. 5 North Carolina to an 83-61 victory over Virginia at John Paul Jones Arena.

The Tar Heels opened the game with a 14-2 run over the first 5:07 led by Danny Green's seven points, but the Cavaliers countered with a 12-1 run of their own, featuring six points by Mustapha Farrakhan, to cut the North Carolina lead to 15-14 with 10:40 left in the first half. North Carolina responded with an 11-2 run to open up a 26-16 advantage with 8:33 left in the half and the Tar Heels went on to lead by 14 points (50-36) at halftime.

A 10-0 North Carolina run expanded the lead to 24 points (62-38) early in the second half and the Tar Heels led by as many as 27 points in securing the victory. It was the fifth consecutive win in the series for North Carolina and marked the second consecutive season the Tar Heels won at John Paul Jones Arena.

Jamil Tucker scored 12 points to lead four Virginia players in double figure scoring. Mike Scott added 11 points and seven rebounds, Calvin Baker also scored 11 points and Farrakhan added 10 points and a team-high four assists. Assane Sene grabbed 10 rebounds to lead UVa in that department.

Virginia shot 30.5 percent (25-82) from the field, including just 14.8 percent (4-27) from three-point range, and the Cavaliers made 77.8 percent (7-9) of their free throws.

Hansbrough's 28 points led four players in double figure scoring for North Carolina. Ty Lawson scored 19 points and had a game-high nine assists, while Green and Wayne Ellington each scored 13 points.

North Carolina shot 42.2 percent (27-64) from the field, including 35.7 percent (5-14) from three-point range, and 85.7 percent (24-28) from the free throw line.

"When you give an excellent team a reason to batten down the hatches, clean up some things and gain some time to practice on it, it was going to take a monumental effort to withstand that. At the start of the game, we had to come out and be ready. The first four minutes were critically important. We battled, but we got down 10-2. We couldn't make a shot, and as a result, we were a little tentative. We had a chance to fight back. It has been a disturbing pattern in that we leak a little oil toward the end of the first half and got down double-digits" - Dave Leitao

GAME #15 - JANUARY 20, 2009

VIRGINIA 78
AT MARYLAND 84

VIRGINIA (7-8, 1-3)		REB												
Player	MP	FG	FT	(0-1)	A	TO	BS	S	TP					
Scott	23	3-8	10-10	6-10	0	3	0	1	16					
Sene	10	2-2	0-0	2-7	0	2	0	0	4					
Zeglinski	19	0-4	0-0	0-0	1	3	0	0	0					
Landesberg	34	2-10	3-4	4-11	3	3	0	0	7					
Diane	17	4-5	1-2	1-1	2	2	1	1	9					
Farrakhan	23	1-7	0-0	0-1	1	1	0	0	2					
Baker	22	7-10	0-0	0-3	3	3	0	0	16					
Tucker	26	7-12	3-3	2-3	0	1	1	1	21					
Jones	0+	0-0	0-0	0-0	0	0	0	0	0					
Brandenburg	1	0-0	0-0	0-0	0	0	0	0	0					
Tat	4	0-0	0-0	0-0	0	1	0	0	0					
Meyinsse	21	1-1	1-2	1-1	0	0	0	0	3					
Team				0-1										
Totals	200	27-59	18-21	16-35	10	19	2	3	78					
		.458	.857											

MARYLAND (13-5, 2-2)		REB												
Player	MP	FG	FT	(0-1)	A	TO	BS	S	TP					
Milbourne	37	5-9	7-7	1-5	0	3	0	1	17					
Neal	13	3-5	0-0	0-0	2	0	0	0	8					
Hayes	32	4-9	0-0	0-2	11	0	0	3	10					
Vasquez	36	4-10	7-8	1-3	3	2	2	2	16					
Bowie	34	6-11	5-6	1-4	2	3	0	2	17					
Dupree	10	1-3	2-2	1-1	0	2	0	0	4					
Kim	5	0-0	0-0	0-2	0	1	0	1	0					
Mosley	13	2-2	0-0	1-2	1	0	0	1	4					
Tucker	4	0-0	0-0	0-0	1	1	0	1	0					
Gregory	16	4-5	0-1	1-2	0	1	1	0	8					
Team				1-4										
Totals	200	29-54	21-24	7-25	20	13	3	11	84					
		.537	.875											

3-Point Field Goals: (UVa)--(6-20/30.0) Tucker (4-6), Baker (2-4), Diane (0-1), Landesberg (0-2), Zeglinski (0-3), Farrakhan (0-4). (Md)--(5-10/50.0) Neal (2-2), Hayes (2-6), Vasquez (1-2).

Virginia	30	48	78
Maryland	45	39	84
Attendance --	16,205		

Maryland built a 15-point halftime lead and then held off a second half Virginia rally to defeat the Cavaliers 84-78 in College Park, Md.

The Terrapins used a 17-5 run over the last 6:46 of the first half to lead by as many as 17 points (45-28) with 1:16 remaining in the half and by a score of 45-30 at halftime. The Cavaliers chipped away at the Maryland lead in the second half and got within two points (65-63) with 5:05 left to play. The Terrapins then went on a 9-2 run to build their lead back to nine points (74-65) with 2:20 remaining and Virginia could get no closer than four points the rest of the way.

Jamil Tucker scored a career-high 21 points on 7-12 shooting from the field, including 4-6 from three-point range, and he made all three of his free throw attempts to lead the Cavaliers. Mike Scott had his sixth double-double of the season for Virginia with 16 points and 10 rebounds, and Calvin Baker added 16 points. Scott made all 10 of his free throw attempts. Sylvan Landesberg had a career-high 11 rebounds for the Cavaliers.

Virginia shot 45.8 percent (27-59) from the field, including 30.0 percent (6-20) from three-point range, and a season-high 85.7 percent (18-21) from the free throw line.

Adrian Bowie and Landon Milbourne led four Maryland players in double figures in scoring with 17 points each. Greivis Vasquez added 16 points and Eric Hayes had 10 points and 11 assists for the Terrapins.

Maryland shot 53.7 percent (29-54) from the field, including 50.0 percent (5-10) from three-point range, and 87.5 percent (21-24) from the free throw line.



2008-09 VIRGINIA BASKETBALL

GAME #16 • JANUARY 24, 2009

FLORIDA STATE 73
AT VIRGINIA 62

FLORIDA STATE (16-4, 3-2)		REB							
Player	MP	FG	FT	(0-1)	A	TO	BS	S	TP
Singleton	22	3-6	0-0	4-7	1	2	1	2	7
Echefu	19	1-3	4-4	2-3	1	2	0	0	6
Alabi	26	5-10	0-0	1-4	0	3	2	1	10
Kitchen	27	2-6	1-2	1-3	3	3	0	3	6
Douglas	34	8-11	4-4	0-3	5	3	0	1	21
Gibson	6	2-3	0-1	1-2	0	1	0	1	4
DeMercy	24	1-3	2-2	1-3	3	3	1	0	5
Loucks	18	2-5	0-0	0-1	1	0	0	0	6
Dulkys	13	2-5	0-0	0-1	1	1	0	0	6
Reid	11	1-2	0-0	2-2	1	4	0	1	2
Team				1-2					
Totals	200	27-54	11-23	13-31	16	22	4	9	73
		.500	.846						

VIRGINIA (7-9, 1-4)

VIRGINIA (7-9, 1-4)		REB							
Player	MP	FG	FT	(0-1)	A	TO	BS	S	TP
Scott	30	1-4	0-0	2-4	1	3	0	3	2
Sene	22	0-1	0-0	1-1	0	1	3	0	0
Baker	29	2-8	2-2	2-4	3	1	1	1	6
Zeglinski	18	2-5	4-8	0-2	0	4	0	5	8
Landesberg	31	5-11	14-14	3-6	2	6	0	0	24
Farrakhan	14	0-5	0-0	0-1	0	1	0	0	0
Tucker	11	3-5	2-2	2-2	1	2	0	1	10
Soroye	4	0-0	0-0	0-0	0	0	0	0	0
Jones	14	3-7	0-0	0-1	0	0	0	0	8
Diane	18	1-2	1-2	0-1	1	1	0	2	3
Meyinsse	9	0-0	1-2	1-2	0	0	0	0	1
Team				1-1					
Totals	200	17-48	24-30	12-25	8	19	4	12	62
		.354	.800						

3-Point Field Goals: (FSU)--(8-15/533) Loucks (2-3), Dulkys (2-4), Singleton (1-1), Douglas (1-2), DeMercy (1-2), Kitchen (1-3). (UVA)--(4-14/286) Tucker (2-2), Jones (2-4), Baker (0-1), Diane (0-1), Zeglinski (0-2), Landesberg (0-2), Farrakhan (0-2).

Florida State	30	43	73
Virginia	16	46	62
Attendance --	10,981		

Florida State held Virginia to three field goals, 16 points and 13.6 percent (3-22) shooting from the field in the first half in building a 14-point halftime lead (30-16) and the Seminoles went on to a 73-62 victory over the Cavaliers at John Paul Jones Arena.

Florida State took control of the game with a 14-0 run over a 6:24 stretch of the first half to build a 24-5 lead with 6:40 remaining in the half. The Seminoles led by as many as 21 points in the second half.

The Cavaliers' 16 first half points were the fewest they'd scored before halftime since scoring 15 against Connecticut on Nov. 29, 1993, at University Hall. Virginia's three first half field goals were the fewest in a half for the Cavaliers since they made three field goals in the second half at NC State on Feb. 19, 1997.

The closest UVa got to the Seminoles in the second half was the final margin of 11 points.

Sylvan Landesberg scored a game-high 24 points and had six rebounds to lead the Cavaliers. It was his ninth 20-point game of the season, tying Virginia's freshman record. Landesberg made all 14 of his free throw attempts in the game, tying for the second best perfect game from the line in UVa history.

Jamil Tucker was the only other UVa player to score in double figures with 10 points. It was Tucker's third consecutive double figure scoring effort, the longest streak of his career.

Virginia shot 35.4 percent (17-48) from the field for the game, including 28.6 percent (4-14) from three-point range, and the Cavaliers made 80.0 percent (24-30) of their free throw attempts.

Toney Douglas led Florida State with 21 points and Solomon Alabi added 10.

Florida State shot 50.0 percent (27-54) from the field, including 53.3 percent (8-15) from three-point range, and 84.6 percent (11-13) from the free throw line.

"The way Florida State plays basketball—systematically and methodically—wore us out and wore us down mentally, starting with the beginning of the game. We have been preaching for the last couple of days about offense. You have to take advantage of every opportunity to score because there just aren't that many" - **Dave Leitao**

GAME #17 • FEBRUARY 1, 2009

VIRGINIA 54
AT #1 DUKE 79

VIRGINIA (7-10, 1-5)		REB							
Player	MP	FG	FT	(0-1)	A	TO	BS	S	TP
Diane	14	0-1	0-0	0-2	0	3	2	0	0
Scott	26	4-8	2-3	2-4	0	1	0	1	10
Sene	17	2-2	0-3	1-2	0	1	1	0	4
Zeglinski	32	4-9	0-0	1-2	5	3	0	2	8
Landesberg	29	8-10	3-3	0-2	1	5	0	1	20
Farrakhan	8	0-3	2-2	1-1	1	2	0	0	2
Baker	15	1-2	0-0	1-2	1	2	0	0	3
Tucker	21	0-3	0-0	1-3	0	4	0	0	0
Sherrill	1	0-0	0-0	0-0	0	0	0	0	0
Jones	21	1-7	0-0	0-5	2	2	0	0	3
Tat	9	0-3	0-0	0-2	0	0	0	0	0
Meyinsse	7	1-1	2-2	0-2	0	0	0	0	4
Team				1-2					
Totals	200	21-49	9-13	8-29	10	23	3	4	54
		.429	.692						

DUKE (19-2, 6-1)

DUKE (19-2, 6-1)		REB							
Player	MP	FG	FT	(0-1)	A	TO	BS	S	TP
Singler	24	2-7	1-2	2-5	1	1	0	1	5
Henderson	25	6-13	4-4	1-3	4	2	1	2	18
Thomas	20	2-3	1-2	1-4	2	1	1	0	5
Smith	26	7-10	0-1	1-4	2	1	0	1	15
Scheyer	25	4-9	0-0	5-7	2	1	0	1	11
Paulus	22	3-11	1-2	0-2	1	1	0	0	9
Czyz	3	0-0	0-0	0-0	1	0	0	0	0
McClure	16	0-1	0-0	0-2	2	1	0	1	0
Williams	16	2-7	1-2	1-1	1	0	0	2	6
Plumlee	8	2-2	0-0	0-1	0	0	0	0	4
Johnson	1	1-1	0-0	0-0	0	0	0	0	2
Zoubek	14	2-3	0-0	2-3	0	0	1	1	4
Team				1-2					
Totals	200	31-67	8-14	14-34	15	9	3	9	79
		.463	.571						

3-Point Field Goals: (UVA)--(3-12/250) Landesberg (1-1), Baker (1-2), Jones (1-5), Farrakhan (0-1), Zeglinski (0-3). (Duke)--(9-27/333) Scheyer (3-5), Henderson (2-5), Paulus (2-7), Smith (1-2), Williams (1-2), McClure (0-1), Singler (0-5).

Virginia	21	33	54
Duke	43	36	79
Attendance --	9,314		

Gerald Henderson scored 16 points in the first half as Duke built a 43-21 halftime lead and the top-ranked Blue Devils went on to a 79-54 victory over Virginia at Cameron Indoor Stadium.

Duke took control of the game with a 20-3 run over a 4:36 span of the first half to build a 34-12 lead with 8:20 left in the half. Nolan Smith added 11 points for Duke in the first half and the Cavaliers committed 17 first-half turnovers.

The Blue Devils led by as many as 27 points in the second half as Virginia lost for the 13th consecutive time at Duke.

Sylvan Landesberg scored a game-high 20 points to lead the Cavaliers. He was 8-10 from the field in the game. It was the 10th time during the season that Landesberg scored at least 20 points in a game, establishing a UVa freshman record.

Mike Scott was the only other Virginia player to score in double figures with 10 points. It was the eighth time in the last nine games Scott scored in double figures.

Virginia shot 42.9 percent (21-49) from the field, including 25.0 percent (3-12) from three-point range, and 69.2 percent (9-13) from the free throw line in the game.

Henderson finished with 18 points and four assists to lead Duke. Smith scored 15 points and Jon Scheyer had 11 points and a game-high seven rebounds for the Blue Devils.

Duke shot 46.3 percent (31-67) from the field, including 33.3 percent (9-27) from three-point range, and 57.1 percent (8-14) from the free throw line.

The loss was the fifth in a row for the Cavaliers.

"Simply stated, we played a team that is obviously very good, very talented, and very experienced and on a bit of a mission. Whether it's what they are trying to do with the season or coming off of their last game, they focused on some very specific things to make their train run smoothly. Missed assignments on both offense and defense early really set a bad tone that caused us to turn over the ball a number of times and caused us to have a number of unforced turnovers that obviously equated to us having 17 at halftime. I said during the first TV timeout that the things we talked about and we were executing and preparing for in practice every day really didn't show at all at any point in time in the game." - **Dave Leitao**

GAME #18 • FEBRUARY 4, 2009

BOSTON COLLEGE 80
AT VIRGINIA 70

BOSTON COLLEGE (18-6, 6-3)		REB							
Player	MP	FG	FT	(0-1)	A	TO	BS	S	TP
Raji	16	2-4	0-0	1-1	0	5	0	0	4
Trapani	26	3-6	5-6	1-6	1	3	2	0	12
Southern	30	0-2	2-3	2-6	1	1	1	1	2
Rice	34	5-11	8-8	2-6	6	4	1	0	20
Sanders	34	8-13	3-4	5-10	2	0	0	1	20
Jackson	7	0-0	0-0	0-0	0	3	0	0	0
Paris	28	2-5	8-10	0-3	3	1	0	0	12
Roche	14	3-5	0-0	1-3	0	2	0	0	8
Elmore	1	0-0	0-0	0-0	0	1	0	0	0
Dunn	10	1-1	0-0	0-4	0	1	0	0	2
Team				0-2					
Totals	200	24-47	26-31	12-41	13	20	5	2	80
		.511	.839						

VIRGINIA (7-11, 1-6)

VIRGINIA (7-11, 1-6)		REB							
Player	MP	FG	FT	(0-1)	A	TO	BS	S	TP
Tucker	13	1-3	1-2	2-4	0	0	0	1	3
Scott	17	1-3	5-5	0-0	0	1	0	0	7
Zeglinski	14	1-5	1-2	1-1	1	0	0	3	3
Landesberg	40-	13-23	6-6	4-6	3	3	1	3	32
Diane	4	0-1	0-0	0-0	0	1	0	0	0
Farrakhan	4	0-2	0-0	0-0	0	1	0	0	0
Baker	28	2-11	4-6	0-0	4	0	2	3	8
Sene	28	2-6	1-2	8-13	0	1	2	0	5
Jones	28	2-11	5-6	1-5	0	0	0	3	10
Tat	22	1-4	0-0	1-2	0	0	0	0	2
Meyinsse	2	0-0	0-0	0-0	0	0	0	0	0
Team				1-1					
Totals	200	23-69	23-29	18-32	8	7	5	13	70
		.333	.793						

3-Point Field Goals: (BC)--(6-17/353) Roche (2-3), Rice (2-7), Trapani (1-2), Sanders (1-3), Paris (0-2). (UVA)--(1-14/071) Jones (1-4), Farrakhan (0-1), Tucker (0-2), Zeglinski (0-2), Landesberg (0-2), Baker (0-3).

Boston College	42	38	80
Virginia	22	48	70
Attendance --	9,631		

Boston College shot 68.2 percent (15-22) from the field in the first half, including 60 percent (3-5) from three-point range, in taking a 42-22 halftime lead and the Eagles went on to an 80-70 victory over Virginia at John Paul Jones Arena. Boston College also shot 90 percent (9-10) from the free throw line in the first half.

A 10-0 run over a period of 4:42 gave the Eagles a 20-9 lead with 9:54 left in the first half as they started to take control of the game. A run of 13-2 later in the half gave Boston College a 35-14 lead with 3:35 remaining to play before halftime. The Eagles led by as many as 22 points in the first half and also led by 22 early in the second half.

Five players – Calvin Baker, Jeff Jones, Sylvan Landesberg, Assane Sene and Solomon Tat – played most of the second half for Virginia. The Cavaliers got within seven points with 1:57 left in the game, but could get no closer.

Landesberg scored a season and game-high 32 points and had six rebounds to lead Virginia. Landesberg was 13-23 from the field and made all six of his free throw attempts in the game. It was the most points scored by a UVa freshman since Chris Williams scored 34 points against Liberty on Dec. 8, 1998.

Jones was the only other player to score in double figures for the Cavaliers with 10 points, while Sene had a season and game-high 13 rebounds.

Virginia shot 33.3 percent (23-69) from the field, including just 7.1 percent (1-14) from three-point range, and 79.3 percent (23-29) from the free throw line.

Tyrese Rice scored 20 points and had a game-high six assists, and Rakim Sanders had a double-double with 20 points and 10 rebounds to lead Boston College. Biko Paris and Joe Trapani each added 12 points for the Eagles.

Boston College shot 51.1 percent (24-47) from the field, including 35.3 percent (6-17) from three-point range, and 83.9 percent (26-31) from the free throw line for the game.

"I'm obviously extremely disappointed in our performance today. We spent the last two days preparing both on the court and mentally, understanding what it took to be successful, and I think those first 20 minutes we were absolutely out of it. We continued to get ourselves in a deep hole." - **Dave Leitao**



2008-09 VIRGINIA BASKETBALL

GAME #19 - FEBRUARY 7, 2009

VIRGINIA		61							
AT #3 NORTH CAROLINA	76								
VIRGINIA (7-12, 1-7)									
Player	MP	FG	FT	REB	A	TO	BS	S	TP
Tat	14	1-2	0-0	1-2	1	2	0	0	2
Sene	16	0-3	0-0	0-3	0	0	1	0	0
Landesberg	33	6-16	2-3	1-5	5	1	0	1	16
Jones	37	7-12	2-2	0-4	5	1	1	1	19
Baker	12	1-5	0-0	0-3	2	2	0	1	3
Zeglinski	31	4-11	1-2	1-5	2	1	0	1	11
Scott	23	1-4	0-0	1-2	1	0	0	1	2
Soroye	13	1-2	0-0	2-3	0	2	0	0	2
Tucker	17	2-8	0-0	0-2	1	2	0	2	6
Brandenburg	2	0-0	0-0	0-0	0	1	1	2	0
Sherrill	2	0-0	0-0	0-0	0	0	0	0	0
Team				2-5					
Totals	200	23-63	5-7	8-34	17	12	3	9	61
		.365	.714						

NORTH CAROLINA (21-2, 7-2)		76							
Player	MP	FG	FT	REB	A	TO	BS	S	TP
Green	28	6-14	2-2	3-6	2	1	1	2	17
Thompson	29	2-6	2-2	3-6	1	2	3	0	6
Hansbrough	33	4-11	7-9	2-13	1	3	0	1	15
Ellington	32	8-15	0-1	2-6	6	1	0	0	20
Lawson	31	4-9	0-0	0-3	9	0	0	0	10
Frasor	15	1-4	0-1	2-3	3	1	0	0	2
Davis	11	2-3	0-0	0-2	0	0	2	0	4
Drew II	7	0-1	0-2	0-1	0	2	0	0	0
Copeland	3	0-0	0-0	0-1	0	1	0	0	0
Watts	3	0-1	0-0	0-0	0	0	0	0	0
Campbell	2	0-0	0-0	0-1	0	0	0	0	0
Tanner	2	0-1	0-0	0-0	0	0	0	1	0
Wooten	2	1-1	0-0	0-0	0	1	0	0	2
Moody	2	0-1	0-0	0-0	0	0	0	1	0
Team				4-4					
Totals	200	28-67	11-17	16-46	22	12	6	5	76
		.418	.647						

3-Point Field Goals: (UVa)--(10-20/500) Jones (3-5), Landesberg (2-2), Tucker (2-4), Zeglinski (2-6), Baker (1-3). (UNC)--(9-25/360) Ellington (4-9), Green (3-7), Lawson (2-5), Watts (0-1), Tanner (0-1), Frasor (0-2).

Virginia	25	36	61
North Carolina	33	43	76
Attendance --	20,879		

Four North Carolina players scored in double figures led by Wayne Ellington's 20 points as the Tar Heels defeated Virginia 76-61 at the Dean E. Smith Center in Chapel Hill, N.C. The loss was the seventh in a row for the Cavaliers.

North Carolina outscored Virginia 16-2 over a span of 7:22 at the end of the first half and the beginning of the second half to take control of the game. The Tar Heels led by one point (24-23) with 3:48 left in the first half before outscoring the Cavaliers 9-2 in the last 3:36 of the half to take a 33-25 halftime lead. North Carolina then scored the first seven points of the second half to lead 40-25 with 16:14 left in the game. The Tar Heels led by as many as 24 points in the second half.

Jeff Jones made his first start of the season for Virginia and led the Cavaliers with a season-high 19 points. It's also the most points Jones has scored in an Atlantic Coast Conference game. He also had a career-high five assists and four rebounds.

Syven Landesberg added 16 points, five rebounds and five assists for Virginia. Sammy Zeglinski scored 11 points and had five rebounds for the Cavaliers.

Virginia shot 36.5 percent (23-63) from the field, including a season-high 50 percent (10-20) from three-point range, and 71.4 percent (5-7) from the free throw line in the game.

In addition to Ellington's 20 points, Danny Green scored 17 points, Tyler Hansbrough had a double-double with 15 points and 13 rebounds, and Ty Lawson scored 10 points, had nine assists and no turnovers for North Carolina.

The Tar Heels shot 41.8 percent (28-67) from the field, including 36.0 percent (9-25) from three-point range, and 64.7 percent (11-17) from the free throw line.

"Obviously when you play a great team on their court, you have to play relatively mistake free. You can miss a couple shots, you can make a few fouls, but you're going to have to make the plays that are available to you. I'll have to look at the film, but I don't know that we did that over the course of 40 minutes to put ourselves in the position to be successful."
- Dave Leitao

GAME #20 - FEBRUARY 10, 2009

VIRGINIA		57							
AT #25 FLORIDA STATE	68								
VIRGINIA (7-13, 1-8)									
Player	MP	FG	FT	REB	A	TO	BS	S	TP
Tat	13	0-2	0-0	2-3	0	2	0	0	0
Sene	21	1-4	0-0	3-5	0	0	0	0	2
Baker	22	3-7	0-0	1-2	1	2	0	1	8
Landesberg	38	6-19	2-4	2-6	3	2	0	2	14
Jones	31	3-11	1-1	2-4	1	1	0	0	8
Farrakhan	3	0-1	0-0	0-1	0	2	0	0	0
Tucker	11	2-6	0-0	1-1	0	1	0	0	6
Zeglinski	24	3-9	0-0	0-2	3	1	0	1	7
Soroye	13	2-3	0-1	1-3	0	2	0	1	4
Scott	24	3-5	1-2	5-9	1	1	0	1	8
Team				4-6					
Totals	200	23-67	4-8	21-42	9	14	0	6	57
		.343	.500						

FLORIDA STATE (19-5, 6-3)		68							
Player	MP	FG	FT	REB	A	TO	BS	S	TP
Singleton	21	1-3	2-2	0-1	2	1	1	2	5
Echefe	30	6-9	2-4	1-6	0	1	1	2	17
Alabi	27	6-8	1-2	1-6	3	2	2	0	13
Kitchen	18	0-5	1-2	0-3	2	0	0	0	1
Douglas	36	6-13	5-7	0-3	7	2	0	0	19
Gibson	7	0-1	0-0	0-3	0	0	0	0	0
DeMercy	20	1-3	0-0	1-3	2	0	1	2	2
Loucks	17	0-0	2-2	0-0	2	3	0	1	2
Dulkys	16	3-5	0-0	0-0	0	2	1	1	9
Reid	8	0-0	0-0	0-1	0	0	0	0	0
Team				2-4					
Totals	200	23-47	13-19	5-30	18	11	6	8	68
		.489	.684						

3-Point Field Goals: (UVa)--(7-27/259) Baker (2-2), Tucker (2-5), Scott (1-1), Jones (1-1), Zeglinski (1-7), Farrakhan (0-1), Landesberg (0-4). (FSU)--(9-21/429) Echefe (3-5), Dulkys (3-5), Douglas (2-5), Singleton (1-3), DeMercy (0-1), Kitchen (0-2).

Virginia	22	35	57
Florida State	20	48	68
Attendance --	7,921		

Florida State shot 70.8 percent (17-24) from the field in the second half and broke a 43-43 tie by running off nine consecutive points late in the game as the No. 25 Seminoles defeated Virginia 68-57 in Tallahassee, Fla. The decisive 9-0 run gave Florida State a 52-43 lead with 4:26 left to play. UVa got no closer than six points the rest of the game.

It was the eighth consecutive loss for the Cavaliers. Virginia led 22-20 at halftime as neither team shot well from the field in the first 20 minutes. The Cavaliers made 27.8 percent (10-36) of their first half shots and the Seminoles made 26.1 percent (6-23) of their shots.

Syven Landesberg was the only player to score in double figures for Virginia with 14 points. He also had six rebounds and three assists.

Calvin Baker, Jeff Jones and Mike Scott each scored eight points for the Cavaliers and Scott had a game-high nine rebounds.

Virginia shot 34.3 percent (23-67) from the field, including 25.9 percent (7-27) from three-point range, and 50 percent (4-8) from the free throw line for the game.

Toney Douglas had game-high totals of 19 points and seven assists for Florida State. He scored 15 of his points in the second half. Uche Echefe scored 17 points and had six rebounds for the Seminoles, and Solomon Alabi added 13 points, six rebounds, three assists and two blocked shots.

Florida State shot 48.9 percent (23-47) from the field, including 42.9 percent (9-21) from three-point range, and 68.4 percent (13-19) from the free throw line in the game. The Seminoles shot 66.7 percent (6-9) from three-point range in the second half.

"Obviously I'm disappointed in the outcome. We keep trying to find a way to get back on track and win basketball games. We have got to be able to look at this game on film, and overall, and continue to learn and have our guys stay the course. The difficult thing now is that we are facing some of the best teams in the country. The margin of error is razor thin."
- Dave Leitao

GAME #21 - FEBRUARY 15, 2009

#12 CLEMSON		81							
AT VIRGINIA	85 OT								
CLEMSON (20-4, 6-4)									
Player	MP	FG	FT	REB	A	TO	BS	S	TP
Rivers	41	6-12	2-3	3-6	1	2	0	1	15
Booker	39	6-9	4-4	1-7	0	4	2	2	16
Sykes	28	4-8	1-2	4-11	3	3	0	1	9
Stitt	37	4-12	3-4	0-1	4	1	0	2	12
Oglesby	36	5-12	2-2	1-3	3	6	0	1	17
Smith	10	2-3	0-0	1-2	0	1	0	1	5
Young	9	1-4	1-2	0-1	1	1	0	2	4
Potter	15	0-5	2-2	0-2	0	3	0	0	2
Grant	10	0-0	1-2	0-1	1	0	0	0	1
Team				2-3					
Totals	225	28-65	16-21	12-37	13	21	2	10	81
		.431	.762						

VIRGINIA (8-13, 2-8)		85							
Player	MP	FG	FT	REB	A	TO	BS	S	TP
Tat	3	0-1	0-0	0-1	1	0	0	0	0
Sene	7	0-0	0-0	0-0	0	0	1	0	0
Baker	34	1-6	2-2	0-3	1	5	0	0	4
Landesberg	45	11-21	1-2	1-4	3	5	0	3	23
Jones	26	3-10	4-6	0-1	3	4	0	0	12
Tucker	25	4-7	1-2	1-4	2	0	1	0	11
Zeglinski	30	6-6	0-0	0-1	6	6	0	1	15
Soroye	15	1-1	0-1	2-4	0	0	1	0	2
Scott	40	8-12	2-3	3-10	3	0	0	3	18
Team				1-2					
Totals	225	34-64	10-16	8-30	19	20	3	7	85
		.531	.625						

3-Point Field Goals: (Clem)--(9-26/346) Oglesby (5-10), Smith (1-2), Young (1-3), Rivers (1-4), Stitt (1-4), Booker (0-1), Potter (0-2). (UVa)--(7-15/467) Zeglinski (3-3), Tucker (2-4), Jones (2-6), Baker (0-2).

Clemson	25	49	7	81
Virginia	33	41	11	85
Attendance --	10,971			

Syven Landesberg tied the game at 74-74 with a layup with 13.4 seconds remaining in regulation and then scored six of Virginia's 11 points in overtime to lead the Cavaliers to an 85-81 victory over No. 12 Clemson at John Paul Jones Arena.

Landesberg scored a game-high 23 points and four other Virginia players scored in double figures as the Cavaliers broke an eight-game losing streak.

UVa led 33-25 at halftime, but Clemson opened the second half with a 14-0 run to take a 39-33 lead with 16:26 left in the game. K.C. Rivers and Terrence Oglesby each scored six points in the run for the Tigers.

Virginia came right back with a 7-1 run to tie the game at 40-40 with 14:38 to play in regulation. The game remained close with neither team leading by more than five points the rest of the way and Landesberg's late field goal sent the game to overtime.

Clemson took an early three-point lead in the overtime period before a 6-0 Virginia run gave the Cavaliers the lead for good at 80-77 with 2:53 left to play.

In addition to Landesberg's 23 points, the Cavaliers got 18 points and 10 rebounds from Mike Scott, 15 points from Sammy Zeglinski, 12 points from Jeff Jones and 11 points from Jamil Tucker. The double-double was Scott's seventh of the season.

Virginia shot 53.1 percent (34-64) from the field, including 46.7 percent (7-15) from three-point range, and 62.5 percent (10-16) from the free throw line for the game.

Oglesby scored 17 points to lead four Clemson players in double figures in scoring. Trevor Booker scored 16 points and had seven rebounds, Rivers scored 15 points and Demontez Stitt added 12 points. The Tigers' Raymond Sykes had a game-high 11 rebounds.

Clemson shot 43.1 percent (28-65) from the field, including 34.6 percent (9-26) from three-point range, and 76.2 percent (16-21) from the free throw line.

"When you play Clemson the first thing that comes to mind is their pressure. There were times when they really turned us over. I have to look at the film, but in the last five or six minutes and overtime, their pressure really did not bother us. We had to get the ball into the paint and when we did that it really opened up our offense. They are a good team and they got some perimeter shots and some drives and we survived. It feels good to win as a result"
- Dave Leitao



2008-09 VIRGINIA BASKETBALL

GAME #22 - FEBRUARY 18, 2009

VIRGINIA TECH 61
AT VIRGINIA 75

VIRGINIA TECH (16-9, 6-5)

Player	MP	FG	FT	REB (O-T)	A	TO	BS	S	TP
Thompson	33	3-7	4-6	1-2	1	4	1	1	10
Vassallo	34	8-18	3-3	2-8	1	1	3	1	21
Diakite	28	4-5	1-2	4-9	0	0	1	0	9
Hudson	24	3-9	0-0	1-3	1	1	0	0	7
Delaney	40	3-13	5-6	1-3	5	5	0	2	11
Bell	10	1-2	0-0	1-2	0	0	0	0	3
Thorns	15	0-3	0-0	1-2	2	1	0	1	0
Davila	9	0-2	0-0	1-3	0	1	0	0	0
Witcher	7	0-1	0-0	0-0	0	0	0	0	0
Team				3-5					
Totals	200	22-60	13-17	15-37	10	13	5	5	61
		.367	.765						

VIRGINIA (9-13, 3-8)

Player	MP	FG	FT	REB (O-T)	A	TO	BS	S	TP
Tat	7	1-1	0-0	0-0	0	0	0	0	2
Sene	22	2-4	0-0	1-4	0	1	2	0	4
Baker	28	2-7	6-6	0-2	2	2	0	1	10
Landesberg	38	6-17	6-8	5-9	6	1	0	0	19
Jones	26	3-6	0-0	1-1	1	0	0	0	8
Tucker	28	4-6	2-2	3-9	2	1	0	0	13
Zeglinski	28	1-8	0-0	0-3	6	3	0	2	3
Soroye	7	2-2	2-4	0-2	0	1	1	0	6
Sherrill	0+	0-0	0-0	0-0	0	0	0	0	0
Scott	16	4-6	2-4	3-4	1	1	0	0	10
Team				2-4					
Totals	200	25-57	18-24	15-38	18	10	3	3	75
		.439	.750						

3-Point Field Goals: (VT)--(4-19/.211) Vassallo (2-6), Bell (1-1), Hudson (1-5), Thorns (0-2), Delaney (0-5). (UVA)--(7-18/.389) Tucker (3-5), Jones (2-5), Landesberg (1-2), Zeglinski (1-4), Baker (0-2).

Virginia Tech	29	32	61
Virginia	39	36	75
Attendance --	11,174		

Virginia outscored Virginia Tech 17-2 during a 5:37 stretch spanning the end of the first half and the beginning of the second half on its way to a 75-61 victory over the Hokies at John Paul Jones Arena. It was the second consecutive Atlantic Coast Conference win for the Cavaliers.

UVA broke a 29-29 tie by scoring the last 10 points of the first half to take a 39-29 halftime lead. Tunji Soroye scored five of Virginia's points in that run. The Cavaliers then outscored Virginia Tech 7-2 in the first 2:23 of the second half to increase their lead to 46-31 with 17:37 left in the game. Jeff Jones scored five of Virginia's first seven points of the second half.

Virginia led by as many as 19 points (60-41) with 7:21 remaining to play and after that the Hokies could get no closer than eight points at 67-59 with 2:37 left in the game.

Sylen Landesberg scored 19 points, had nine rebounds and six assists to lead Virginia. Three other UVA players scored in double figures as Jamil Tucker had 13 points and nine rebounds, and Calvin Baker and Mike Scott each scored 10 points. Sammy Zeglinski had six assists for the Cavaliers.

UVA shot 43.9 percent (25-57) from the field, including 38.9 percent (7-18) from three-point range, and 75.0 percent (18-24) from the free throw line.

A.D. Vassallo scored 21 points and had eight rebounds to lead Virginia Tech. Malcolm Delaney added 11 points and five assists for the Hokies, J.T. Thompson scored 10 points, and Cheick Diakite had nine points and nine rebounds.

Virginia Tech shot 36.7 percent (22-60) from the field, including 21.1 percent (4-19) from three-point range, and 76.5 percent (13-17) from the free throw line.

"It goes without saying that when you win like that it makes me very proud because we won the game the way I have tried to have the game played since I've been here, which is about defense, rebounding, getting out on the break, and timely offense. I thought throughout the course of the game, we did that." - **Dave Leitao**

GAME #23 - FEBRUARY 21, 2009

VIRGINIA 67
AT NC STATE 72

VIRGINIA (9-14, 3-9)

Player	MP	FG	FT	REB (O-T)	A	TO	BS	S	TP
Baker	27	4-10	4-4	0-2	5	3	0	3	13
Sene	18	1-2	0-0	1-3	0	2	1	0	2
Landesberg	39	4-14	6-9	2-8	6	3	0	2	16
Jones	24	4-9	0-0	0-0	0	0	0	2	9
Tat	5	0-1	0-0	0-0	0	0	0	0	0
Farrakhan	2	0-0	0-0	0-0	0	0	0	0	0
Tucker	29	3-6	0-1	2-5	1	0	0	1	6
Zeglinski	13	1-4	0-2	1-2	1	2	0	1	2
Soroye	5	0-0	0-0	1-1	0	0	1	0	0
Diane	15	5-6	0-0	0-0	0	0	0	0	11
Scott	23	3-5	2-2	0-1	0	3	0	2	8
Team				6-9					
Totals	200	25-57	12-18	13-32	13	13	2	11	67
		.439	.667						

NC STATE (15-10, 5-7)

Player	MP	FG	FT	REB (O-T)	A	TO	BS	S	TP
Fells	31	2-5	5-6	0-4	3	1	2	1	9
Gonzalez	21	4-4	0-0	0-1	0	7	0	0	9
Smith	27	5-7	3-6	5-7	2	3	0	1	13
Costner	22	0-4	0-0	0-5	2	4	1	0	0
McCauley	33	4-10	2-2	1-10	3	1	2	0	10
Harris	3	0-0	0-0	0-0	0	0	0	0	0
Degand	19	1-4	1-2	1-2	3	2	0	0	3
Williams	17	6-8	0-1	0-0	0	0	0	0	16
Horne	27	3-5	3-5	0-1	0	1	1	0	12
Team				2-2					
Totals	200	25-47	14-22	9-32	13	20	6	2	72
		.532	.636						

3-Point Field Goals: (UVA)--(5-12/.417) Landesberg (2-4), Diane (1-1), Baker (1-3), Jones (1-3), Tucker (0-1). (NCSTU)--(8-18/.444) Williams (4-6), Horner (3-5), Gonzalez (1-1), Fells (0-2), Costner (0-2), Degand (0-2).

Virginia	29	38	67
NC State	33	39	72
Attendance --	16,353		

NC State built double figure leads early in each half and withstood Virginia comebacks to beat the Cavaliers 72-67 at the RBC Center in Raleigh, N.C.

The Wolfpack led by 17 points (52-35) with 10:38 left in the game and still led by 10 points (68-58) with 2:13 remaining to play. The Cavaliers ran off nine consecutive points to close within one (68-67) with 8.7 seconds left, but State's Courtney Fells made four free throws in the final 7.2 seconds to provide the Wolfpack with the final margin of victory.

NC State scored the game's first eight points and led by 18 (24-6) with 8:30 remaining in the first half before Virginia rallied to get within two points with nine seconds left before halftime. The Wolfpack led 33-29 at halftime and outscored UVA 19-6 in the first 9:22 of the second half to build the lead back to 17 points.

For the second consecutive game, Sylen Landesberg led the Cavaliers in points, rebounds and assists. Landesberg finished the game with 16 points, eight rebounds and six assists. Calvin Baker had 13 points, five assists and three steals for Virginia, and Mamadi Diane added 11 points on 5-6 shooting from the field for the Cavaliers.

UVA shot 43.9 percent (25-57) from the field, including 41.7 percent (5-12) from three-point range, and 66.7 percent (12-18) from the free throw line for the game. Virginia also had 11 steals and forced 20 turnovers by State.

Four players scored in double figures for NC State led by 16 points from C.J. Williams. Tracy Smith scored 13 points and had seven rebounds, Dennis Horner scored 12 points, and Ben McCauley had a double-double with 10 points and 10 rebounds.

NC State shot 53.2 percent (25-47) from the field, including 44.4 percent (8-18) from three-point range, and 63.6 percent (14-22) from the free throw line.

"I'm disappointed. We had opportunities and we didn't execute. We tried to dig out of holes, but we were playing uphill most of the game. NC State was a challenge because they have so many people they can go to on offense. I told our guys it could be anybody, so that got us into trouble defensively, and we weren't on top offensively either." - **Dave Leitao**

GAME #24 - FEBRUARY 26, 2009

MIAMI 62
AT VIRGINIA 55

MIAMI (17-10, 6-8)

Player	MP	FG	FT	REB (O-T)	A	TO	BS	S	TP
Graham	28	0-3	0-0	1-7	2	3	1	2	0
Collins	18	3-5	0-1	1-4	0	1	0	0	6
Asbury	28	5-8	3-3	3-4	2	2	0	0	13
Dews	33	4-10	0-0	0-4	1	0	0	1	9
McClinton	35	3-10	2-2	1-2	4	3	0	1	11
Hurdle	17	2-3	4-5	0-0	2	1	0	2	8
McGowan	8	2-3	2-2	0-1	0	1	2	0	6
Thomas	25	3-8	0-0	1-2	2	1	0	1	9
Jones	6	0-0	0-0	1-1	1	1	0	0	0
Gamble	2	0-0	0-0	0-1	0	0	0	0	0
Team				1-2					
Totals	200	22-50	11-13	9-28	14	13	3	7	62
		.440	.846						

VIRGINIA (9-15, 3-10)

Player	MP	FG	FT	REB (O-T)	A	TO	BS	S	TP
Tat	9	0-0	0-0	2-2	0	2	0	1	0
Sene	9	0-3	0-0	0-3	0	0	2	0	0
Baker	34	4-7	2-2	0-0	3	5	0	1	11
Landesberg	37	3-7	4-4	0-0	0	4	0	1	13
Jones	30	6-12	3-3	0-4	0	0	1	2	16
Farrakhan	7	1-5	0-0	0-1	0	0	0	0	2
Tucker	17	1-4	1-2	1-1	1	1	0	1	3
Zeglinski	10	0-2	0-0	0-0	2	0	0	1	0
Soroye	12	1-1	0-0	1-3	0	1	2	0	2
Diane	3	0-1	0-0	0-1	1	1	0	0	0
Scott	32	4-8	0-0	3-4	1	2	0	0	8
Team				5-7					
Totals	200	20-50	10-11	12-33	8	16	5	7	55
		.400	.909						

3-Point Field Goals: (Mia)--(7-18/.389) McClinton (3-5), Thomas (3-7), Dews (1-4), Asbury (0-1), Hurdle (0-1). (UVA)--(5-16/.313) Landesberg (3-5), Baker (1-1), Jones (1-4), Zeglinski (0-1), Diane (0-1), Farrakhan (0-2), Tucker (0-2).

Miami	29	33	62
Virginia	29	26	55
Attendance --	9,392		

Miami broke a 55-55 tie by scoring the game's final seven points and defeated Virginia 62-55 at John Paul Jones Arena. Brian Asbury broke the tie by scoring on a layup with 2:41 remaining in the game. Jack McClinton scored the final five points in the Hurricanes' game-ending run, including a three-pointer with 46 seconds left to play that gave Miami a 60-55 lead.

Virginia led by as many as 10 points in the first half (17-7 with 11:38 remaining in the half), but the Hurricanes went on a 12-2 run to tie the score 19-19 with 8:06 left in the half. Four different Miami players scored in the run. The teams were tied 29-29 at halftime.

Neither team led by more than three points in the second half until the Hurricanes' game-ending run. Jeff Jones scored a game-high 16 points and had four rebounds to lead the Cavaliers. Sylen Landesberg had 13 points and seven rebounds, and Calvin Baker added 11 points and three assists for UVA.

Virginia shot 40.0 percent (20-50) from the field, including 31.3 percent (5-16) from three-point range, and 90.9 percent (10-11) from the free throw line in the game.

Asbury scored 13 points and had four rebounds for Miami, while McClinton added 11 points and four assists. Jimmy Graham had seven rebounds for the Hurricanes.

Miami shot 44.0 percent (22-50) from the field, including 38.9 percent (7-18) from three-point range, and 84.6 percent (11-13) from the free throw line for the game.

"I thought that both teams played okay. It wasn't a great performance or display on either end. We got to a time out with 3:22 to go and it was a tie score, 55-55. That's when I said to the group, 'somebody is going to separate themselves.' Unfortunately, it wasn't us." - **Dave Leitao**



2008-09 VIRGINIA BASKETBALL

GAME #25 - FEBRUARY 28, 2009

#13 WAKE FOREST **70**
AT VIRGINIA **60**

WAKE FOREST (22-5, 9-5)

Player	MP	FG	FT	REB (O-T)	A	TO	BS	S	TP
Aminu	28	4-9	4-7	2-6	0	2	2	1	12
Johnson	34	4-9	0-0	1-8	1	5	1	1	8
McFarland	23	5-10	2-3	4-6	0	4	1	0	12
Teague	33	2-9	7-10	0-3	2	1	1	1	12
Williams	31	2-7	3-4	2-7	2	2	0	2	7
Clark	4	0-1	0-0	0-0	1	0	0	1	0
Hale	4	1-2	0-0	0-0	0	0	0	1	3
Smith	27	4-6	2-2	0-2	2	1	0	1	10
Woods	16	3-5	0-4	4-6	0	0	0	0	6
Team				2-4					
Totals	200	25-58	18-30	15-42	8	15	5	8	70
		.431	.600						

VIRGINIA (9-16, 3-11)

Player	MP	FG	FT	REB (O-T)	A	TO	BS	S	TP
Tat	4	0-0	0-0	0-0	0	0	0	1	0
Soroye	26	1-1	2-2	2-5	0	1	2	1	4
Baker	26	6-9	0-0	0-1	1	5	0	1	13
Landesberg	33	3-10	4-4	0-5	3	3	0	0	10
Jones	28	3-10	0-0	1-3	2	1	0	1	8
Tucker	15	0-2	0-0	1-2	1	2	2	0	0
Zeglinski	17	2-6	0-0	0-1	1	3	0	0	5
Diane	17	4-10	2-2	0-2	1	0	0	2	12
Scott	34	4-8	0-0	0-5	0	2	2	0	8
Team				1-4					
Totals	200	23-56	8-8	5-28	9	17	6	6	60
		.411	1.000						

3-Point Field Goals: (WF)--(2-9/222) Hale (1-2), Teague (1-4), Aminu (0-1), Johnson (0-1), Williams (0-1). (UVA)--(6-22/273) Diane (2-5), Jones (2-6), Baker (1-3), Zeglinski (1-3), Tucker (0-2), Landesberg (0-3).

Wake Forest 30 40 70

Virginia 24 36 60

Attendance -- 11,065

Jeff Teague's three-point basket and a three-point play the old fashion way by Chas McFarland produced a late 6-0 run by Wake Forest that enabled the Demon Deacons to take control of a close game and go on to a 70-60 victory over Virginia at John Paul Jones Arena.

Wake Forest led the Cavaliers 56-53 when Teague hit his three-pointer with just over two minutes left in the game. McFarland followed with his three-point play to give the Demon Deacons a 62-53 lead with 1:24 left in the game.

Wake Forest led 30-24 at halftime and scored the first four points of the second half to build the lead to 10 points. A 12-3 Virginia run with six of the points by Sylvan Landesberg cut the Demon Deacons' lead to 37-36 with 14:58 to play, but Wake scored the next seven points to get the lead back to eight (44-36) with 12:45 left in the game. The closest the Cavaliers got after that was the 56-53 deficit after a jump shot by Mike Scott with 2:37 remaining. Teague and McFarland then provided their late game heroics. Virginia scored the game's first two points, but that proved to be the Cavaliers' only lead of the game. Wake Forest scored the next eight points and UVA never regained the lead.

Calvin Baker scored 13 points to lead UVA and Mamadi Diane scored 12. Landesberg added 10 points, five rebounds and three assists.

Virginia shot 41.1 percent (23-56) from the field, including 27.3 percent (6-22) from three-point range, and the Cavaliers made all eight of their free throw attempts in the game.

Teague, McFarland and Al-Farouq Aminu each scored 12 points to lead Wake Forest. Ishmael Smith added 10 points for the Demon Deacons.

Wake Forest shot 43.1 percent (25-58) from the field, including 22.2 percent (2-9) from three-point range, and 60.0 percent (18-30) from the free throw line.

"I thought, especially in the second half, we allowed far too many second shots, which dug into our ability to run and get some transition baskets. Attitude wise, it helped them because they weren't making plays from the perimeter. I thought playing the odds would allow us to pack it in just a tad bit more and make them have to make plays over the top. We got a number of guys for them shooting jump shots and unfortunately for us, they got those second shots in and made us pay. Essentially that was the difference in the game" - Dave Leitao

GAME #26 - MARCH 3, 2009

VIRGINIA **57**
AT #18 CLEMSON **75**

VIRGINIA (9-17, 3-12)

Player	MP	FG	FT	REB (O-T)	A	TO	BS	S	TP
Tat	9	0-0	1-2	0-1	1	2	0	0	1
Soroye	16	0-1	0-0	2-3	0	0	3	0	0
Baker	35	7-14	2-2	0-1	3	4	0	3	18
Landesberg	35	0-6	3-8	2-7	1	3	0	1	3
Jones	26	4-9	2-2	0-0	0	1	0	0	11
Farrakhan	8	1-2	0-0	0-1	0	0	0	0	2
Tucker	17	1-4	0-1	0-2	1	1	0	1	2
Zeglinski	13	2-4	0-0	0-1	0	1	0	0	4
Sherrill	1	0-0	1-2	0-0	0	0	0	0	1
Diane	3	0-2	0-0	0-0	0	1	0	0	0
Brandenburg	8	0-0	2-2	0-1	0	0	1	0	2
Scott	29	5-7	3-4	5-8	1	2	0	1	13
Team				0-2					
Totals	200	20-49	14-23	9-27	7	15	4	6	57
		.408	.609						

CLEMSON (23-6, 9-6)

Player	MP	FG	FT	REB (O-T)	A	TO	BS	S	TP
Booker	30	6-7	1-2	3-15	3	1	1	1	13
Yanutola	2	0-1	0-0	0-0	0	1	0	0	0
Sykes	25	5-9	4-6	3-5	2	1	2	2	14
Rivers	31	1-7	0-0	1-6	0	3	0	2	2
Stitt	25	1-4	1-2	0-0	7	3	1	3	3
Anderson	1	0-0	0-0	0-0	0	0	0	0	0
Baize	1	0-0	0-0	0-0	0	0	0	0	0
Smith	7	0-1	0-0	0-0	0	2	0	0	0
Baciu	1	0-0	0-0	0-1	0	0	0	0	0
Young	14	3-4	0-0	0-1	2	0	0	0	7
Potter	19	3-7	1-1	1-2	2	2	1	0	8
Narcisse	1	0-0	0-2	0-1	0	0	0	0	0
Oglesby	30	3-7	10-10	0-1	1	2	0	0	18
Grant	12	4-5	2-2	0-2	1	0	1	0	10
Petrukonis	1	0-0	0-0	0-0	0	0	0	0	0
Team				2-2					
Totals	200	26-52	19-25	10-36	18	16	6	8	75
		.500	.760						

3-Point Field Goals: (UVA)--(3-10/300) Baker (2-3), Jones (1-3), Zeglinski (0-1), Diane (0-1), Tucker (0-2). (Clem)--(4-16/250) Oglesby (2-6), Young (1-2), Potter (1-4), Smith (0-1), Rivers (0-3).

Virginia 31 26 57

Clemson 32 43 75

Attendance -- 8,150

Clemson used a 20-4 run at the beginning of the second half to take control of the game and the Tigers went on to a 75-57 victory over Virginia at Littlejohn Coliseum. Clemson led 32-31 at halftime and the run stretched the Tigers' lead to 52-35 with 11:30 remaining to play. Six different players scored in the Clemson run led by Raymond Sykes' five points. The closest UVA got the rest of the game was 14 points.

Calvin Baker scored 12 points and Mike Scott added nine points in the first half to keep Virginia close to the Tigers. Baker finished with a Virginia career-high 18 points, Scott had 13 points and a team-high eight rebounds, and Jeff Jones scored 11 points.

Virginia shot 40.8 percent (20-49) from the field, including 30.0 percent (3-10) from three-point range, and 60.9 percent (14-23) from the free throw line.

Terrence Oglesby led four players in double figure scoring for Clemson with 18 points. Sykes had 14 points and five rebounds, Trevor Booker had a double-double with 13 points and 15 rebounds, and Jerai Grant added 10 points.

Clemson shot 50.0 percent (26-52) from the field, including 25.0 percent (4-16) from three-point range, and 76.0 percent (19-25) from the free throw line. The Tigers out-rebounded Virginia 36-27.

"Strategically, they got some point blank lay-ups and dunks that fueled them early [in the second half]. That put the onus on our half-court offense, and we did not do a very good job there." - Dave Leitao



CALVIN BAKER

#4

Junior • Guard • 6-2 • 186 • Newport News, Va. • Woodside H.S. • William & Mary

2008-09 SEASON:

- One of Virginia's tri-captains this season
- Has made his last 16 free throws over the last six games
- Has scored in double figures the last five games
- Scored a Virginia career-high 18 points, had three assists and three steals at Clemson
- Had a game-high 13 points on 6-9 FG vs. Wake Forest
- Had 11 points and three assists vs. Miami
- Had 13 points, five assists and three steals at NC State
- Scored 10 points (6-6 FT) against Virginia Tech at JPJA
- Had eight points, four assists, three steals and two blocks against Boston College
- Had 16 points at Maryland
- Scored 11 points vs. North Carolina at JPJA
- Scored 13 points, including the game-winning layup with 10.3 seconds remaining in overtime, at Georgia Tech
- Had nine points and four assists vs. Auburn
- Had 14 points and a season-high six rebounds vs. Longwood
- Had 14 points and tied a career high with four steals at Syracuse
- Had 15 points and five assists vs. Liberty
- Scored nine points vs. Radford, including five of the team's last seven points in the final 2:35
- Assisted Sylven Landesberg's go-ahead layup with 13 seconds remaining against USF
- Had a career-high seven assists and tied a career high with four steals vs. VMI

2008-09 GAME-BY-GAME:

Opponent	GP-GS	FG-FGA	3FG-3FGA	FT-FTA	Off-Def	Total	A	TO	Blk	Stl	PF	Min	Pts
VMI	1-1	2-4	0-1	0-0	1-4	5	7	5	0	4	1	21	4
USF	2-2	1-5	0-1	1-4	1-0	1	2	1	0	0	1	17	3
Radford	3-3	2-7	0-2	5-6	0-0	0	1	2	0	1	1	18	9
Liberty	4-4	5-9	3-6	2-2	0-3	3	5	3	0	1	5	25	15
at Syracuse	5-5	6-10	1-4	1-1	0-3	3	3	4	0	4	5	31	14
at Minnesota	6-6	3-11	0-3	3-4	0-2	2	2	3	0	0	4	33	9
Longwood	7-7	5-11	0-2	4-4	0-6	6	3	4	0	1	0	24	14
Auburn	8-8	2-8	1-3	4-4	0-4	4	4	1	0	1	0	30	9
Hampton	9-9	2-3	1-2	0-0	0-3	3	3	2	0	0	1	22	5
at Georgia Tech	10-10	6-12	1-4	0-0	0-5	5	0	4	0	1	4	34	13
Xavier	11-11	0-6	0-2	0-0	0-1	1	0	1	0	0	1	22	0
Brown	12-11	0-4	0-3	0-0	0-2	2	3	1	1	2	0	18	0
at Va. Tech	13-11	1-1	1-1	0-0	0-1	1	2	1	1	0	1	18	3
N. Carolina	14-11	3-6	1-3	4-4	0-1	1	2	0	0	2	0	15	11
at Maryland	15-11	7-10	2-4	0-0	0-0	0	3	3	0	0	1	22	16
Florida State	16-12	2-8	0-1	2-2	2-2	4	3	1	1	1	1	29	6
at Duke	17-12	1-2	1-2	0-0	1-1	2	1	2	0	0	1	15	3
Boston College	18-12	2-11	0-3	4-6	0-0	0	4	0	2	3	4	28	8
at N. Carolina	19-13	1-5	1-3	0-0	0-3	3	2	2	0	1	2	12	3
at Florida State	20-14	3-7	2-2	0-0	1-1	2	1	2	0	1	3	22	8
Clemson	21-15	1-6	0-2	2-2	0-3	3	1	5	0	0	2	34	4
Virginia Tech	22-16	2-7	0-2	6-6	0-2	2	2	2	0	1	3	28	10
at NC State	23-17	4-10	1-3	4-4	0-2	2	5	3	0	3	2	27	13
Miami	24-18	4-7	1-1	2-2	0-0	0	3	5	0	1	1	34	11
Wake Forest	25-19	6-9	1-3	0-0	0-1	1	1	5	0	1	2	26	13
at Clemson	26-20	7-14	2-3	2-2	0-1	1	3	4	0	3	4	35	18

SINGLE GAME BESTS (at Virginia)

POINTS

Season: 18 at Clemson (3/3/09)
 Career: 18 at Clemson (3/3/09)
 ACC: 18 at Clemson (3/3/09)

REBOUNDS

Season: 6 vs. Longwood (12/17/08)
 Career: 8 vs. Howard (11/14/07)
 ACC: 7 at Georgia Tech (3/3/08)

FG MADE

Season: 7 at Md. (1/20/09), at Clem. (3/3/09)
 Career: 7 on three occasions
 ACC: 7 on three occasions

FG ATTEMPTS

Season: 14 at Clemson (3/3/09)
 Career: 15 vs. Duke (3/5/08)
 ACC: 15 vs. Duke (3/5/08)

3 PT FG MADE

Season: 3 vs. Liberty (11/25/08)
 Career: 4 vs. Northwestern (11/27/07)
 ACC: 3 on three occasions

3 PT FG ATTEMPTS

Season: 6 vs. Liberty (11/25/08)
 Career: 7 vs. Syracuse (12/5/07), vs. Ga Tech (1/27/08)
 ACC: 7 vs. Georgia Tech (1/27/08)

FT MADE

Season: 6 vs. Virginia Tech (2/18/09)
 Career: 6 vs. Virginia Tech (2/18/09)
 ACC: 6 vs. Virginia Tech (2/18/09)

FT ATTEMPTS

Season: 6 on three occasions
 Career: 6 on four occasions
 ACC: 6 on three occasions

ASSISTS

Season: 7 vs. VMI (11/16/08)
 Career: 7 vs. VMI (11/16/08)
 ACC: 5 at BC (2/17/08), at NC State (2/21/09)

TURNOVERS

Season: 5 on four occasions
 Career: 5 on five occasions
 ACC: 5 on four occasions

BLOCKS

Season: 2 vs. Boston College (2/4/09)
 Career: 2 vs. UNC (2/12/08), vs. BC (2/4/09)
 ACC: 2 vs. UNC (2/12/08), vs. BC (2/4/09)

STEALS

Season: 4 vs. VMI (11/16/08), at Syracuse (11/28/08)
 Career: 4 on three occasions
 ACC: 4 at Georgia Tech (3/3/08)

MINUTES

Season: 35 at Clemson (3/3/09)
 Career: 35 at Clemson (3/3/09)
 ACC: 35 at Clemson (3/3/09)

CAREER STATISTICS (at Virginia)

Year	G-GS	Min-Avg.	FG-FGA	Pct.	3FG-3FGA	Pct.	FT-FTA	Pct.	Off-Def.	Reb-Avg.	PF-DQ	Ast	TO	Blk	Stl	Pts-Avg
2006-07	Did not play after transferring															
ACC																
2007-08	33-8	835-25.3	103-247	.417	41-110	.373	37-55	.673	19-67	86-2.6	62-0	79	57	5	29	284-8.6
ACC	16-8	448-28.0	55-133	.414	20-53	.377	24-32	.750	9-37	46-2.9	30-0	34	29	4	19	154-9.6
2008-09	26-20	640-24.6	78-193	.404	20-66	.303	46-53	.868	6-51	57-2.2	50-2	66	66	5	32	222-8.5
ACC	15-10	379-25.3	50-115	.435	14-37	.378	26-28	.929	4-23	27-1.8	31-0	33	39	4	18	140-9.3
CAREER	59-28	1475-25.0	181-440	.411	61-176	.347	83-108	.769	25-118	143-2.4	112-2	145	123	10	61	506-8.6
ACC	31-18	827-26.7	105-248	.423	34-90	.378	50-60	.833	13-60	73-2.4	61-0	67	68	8	37	294-9.5



JOHN BRANDENBURG #25

Freshman • Center • 6-11 • 241 • Des Peres, Mo. • De Smet Jesuit H.S.

2008-09 SEASON:

- Had two points, one rebound and one block at Clemson in a season-high eight minutes
- Had a block and two steals at North Carolina
- Had two points and one rebound vs. Brown
- Had two points and two rebounds vs. Hampton
- Had two points and one rebound vs. Longwood
- Made collegiate debut vs. Radford and had one rebound and one block
- Had two points and four rebounds in six minutes of action in the exhibition vs. Shepherd

SINGLE GAME BESTS

POINTS

Season: 2 on four occasions
 Career: 2 on four occasions
 ACC: 2 at Clemson (3/3/09)

REBOUNDS

Season: 2 vs. Hampton (12/23/08)
 Career: 2 vs. Hampton (12/23/08)
 ACC: 1 at Clemson (3/3/09)

FG MADE

Season: 1 on three occasions
 Career: 1 on three occasions
 ACC: --

FG ATTEMPTS

Season: 2 vs. Hampton (12/23/08), vs. Brown (1/6/09)
 Career: 2 vs. Hampton (12/23/08), vs. Brown (1/6/09)
 ACC: --

3 PT FG MADE

Season: --
 Career: --
 ACC: --

3 PT FG ATTEMPTS

Season: --
 Career: --
 ACC: --

FT MADE

Season: 2 at Clemson (3/3/09)
 Career: 2 at Clemson (3/3/09)
 ACC: 2 at Clemson (3/3/09)

FT ATTEMPTS

Season: 2 at Clemson (3/3/09)
 Career: 2 at Clemson (3/3/09)
 ACC: 2 at Clemson (3/3/09)

ASSISTS

Season: --
 Career: --
 ACC: --

TURNOVERS

Season: 1 at North Carolina (2/7/09)
 Career: 1 at North Carolina (2/7/09)
 ACC: 1 at North Carolina (2/7/09)

BLOCKS

Season: 1 on three occasions
 Career: 1 on three occasions
 ACC: 1 at UNC (2/7/09), at Clemson (3/3/09)

STEALS

Season: 2 at North Carolina (2/7/09)
 Career: 2 at North Carolina (2/7/09)
 ACC: 2 at North Carolina (2/7/09)

MINUTES


Season: 8 at Clemson (3/3/09)
 Career: 8 at Clemson (3/3/09)
 ACC: 8 at Clemson (3/3/09)

2008-09 GAME-BY-GAME:

Opponent	GP-GS	FG-FGA	3FG-3FGA	FT-FTA	Off-Def	Total	A	TO	Blk	Stl	PF	Min	Pts
VMI	DNP												
USF	DNP												
Radford	1-0	0-0	0-0	0-0	0-1	1	0	0	1	0	3	5	0
Liberty	DNP												
at Syracuse	DNP												
at Minnesota	DNP												
Longwood	2-0	1-1	0-0	0-0	0-1	1	0	0	0	0	0	3	2
Auburn	DNP												
Hampton	3-0	1-2	0-0	0-0	1-1	2	0	0	0	0	0	2	2
at Georgia Tech	DNP												
Xavier	DNP												
Brown	4-0	1-2	0-0	0-0	0-1	1	0	0	0	0	0	4	2
at Va. Tech	DNP												
N. Carolina	5-0	0-0	0-0	0-0	0-0	0	0	0	0	0	0	1	0
at Maryland	6-0	0-0	0-0	0-0	0-0	0	0	0	0	0	0	1	0
Florida State	DNP												
at Duke	DNP												
Boston College	DNP												
at N. Carolina	7-0	0-0	0-0	0-0	0-0	0	0	1	1	2	0	2	0
at Florida State	DNP												
Clemson	DNP												
Virginia Tech	DNP												
at NC State	DNP												
Miami	DNP												
Wake Forest	DNP												
at Clemson	8-0	0-0	0-0	2-2	0-1	1	0	0	1	0	2	8	2

CAREER STATISTICS

Year	G-GS	Min-Avg.	FG-FGA	Pct.	3FG-3FGA	Pct.	FT-FTA	Pct.	Off-Def.	Reb-Avg.	PF-DQ	Ast	TO	Blk	Stl	Pts-Avg
2008-09	8-0	26-3.3	3-5	.600	0-0	.000	2-2	1.000	1-5	6-0.8	5-0	0	1	3	2	8-1.0
ACC	4-0	12-3.0	0-0	.000	0-0	.000	2-2	1.000	0-1	1-0.3	2-0	0	1	2	2	2-0.5
CAREER	8-0	26-3.3	3-5	.600	0-0	.000	2-2	1.000	1-5	6-0.8	5-0	0	1	3	2	8-1.0
ACC	4-0	12-3.0	0-0	.000	0-0	.000	2-2	1.000	0-1	1-0.3	2-0	0	1	2	2	2-0.5



MAMADI DIANE

#24

Senior • Guard/Forward • 6-5 • 204 • Potomac, Md. • DeMatha Catholic H.S.

2008-09 SEASON:

- One of Virginia's tri-captains this season
- Played in the 100th game of his Virginia career at Syracuse
- Had 12 points vs. Wake Forest
- Scored 11 points (5-6 FG) at NC State
- Had nine points (4-5 FG) at Maryland
- Scored seven points vs. Brown
- Had seven points vs. Xavier
- Scored 13 points vs. USF
- Had 14 points and seven rebounds vs. VMI
- Scored 14 points in the exhibition vs. Shepherd

SINGLE GAME BESTS

POINTS

Season: 14 vs. VMI (11/16/08)
 Career: 26 vs. Maryland (1/16/07)
 ACC: 26 vs. Maryland (1/16/07)

REBOUNDS

Season: 7 vs. VMI (11/16/08)
 Career: 11 vs. Hampton (12/16/06)
 ACC: 10 vs. Wake Forest (2/4/06)

FG MADE

Season: 6 vs. VMI (11/16/08), vs. USF (11/19/08)
 Career: 9 vs. Maryland (1/16/07)
 ACC: 9 vs. Maryland (1/16/07)

FG ATTEMPTS

Season: 15 vs. VMI (11/16/08)
 Career: 17 vs. Georgia Tech (1/27/08)
 ACC: 17 vs. Georgia Tech (1/27/08)

3 PT FG MADE

Season: 2 vs. Wake Forest (2/28/09)
 Career: 6 vs. Northwestern (11/27/07)
 ACC: 5 at Florida State (1/23/08)

3 PT FG ATTEMPTS

Season: 5 vs. Wake Forest (2/28/09)
 Career: 10 vs. Boston College (1/19/08)
 ACC: 10 vs. Boston College (1/19/08)

FT MADE

Season: 2 on three occasions
 Career: 7 vs. Loyola (12/23/05), vs. UMES (11/26/06)
 ACC: 6 vs. Maryland (1/16/07)

FT ATTEMPTS

Season: 3 vs. VMI (11/16/08)
 Career: 8 vs. Loyola (12/23/05)
 ACC: 7 vs. Md (1/16/07), at VT (2/2/08)

ASSISTS

Season: 2 vs. Lib. (11/25/08), at Md (1/20/09)
 Career: 4 vs. Loyola (12/23/05), at Md (1/30/08)
 ACC: 4 at Maryland (1/30/08)

TURNOVERS

Season: 3 at Duke (2/1/09)
 Career: 5 vs. Morgan St. (11/19/06), at GT (3/3/08)
 ACC: 5 at Georgia Tech (3/3/08)

BLOCKS

Season: 2 at Duke (2/1/09)
 Career: 3 vs. Liberty (11/18/05), at Arizona (11/17/07)
 ACC: 2 on 5 occasions

STEALS

Season: 2 on three occasions
 Career: 4 vs. Maryland (1/16/07)
 ACC: 4 vs. Maryland (1/16/07)

MINUTES


Season: 30 vs. USF (11/19/08)
 Career: 42 vs. Georgia Tech (1/27/08)
 ACC: 42 vs. Georgia Tech (1/27/08)

2008-09 GAME-BY-GAME:

Opponent	GP-GS	FG-FGA	3FG-3FGA	FT-FTA	Off-Def	Total	A	TO	Blk	Stl	PF	Min	Pts
VMI	1-1	6-15	0-4	2-3	5-2	7	1	0	1	1	3	27	14
USF	2-2	6-14	0-4	1-2	1-2	3	1	2	0	0	3	30	13
Radford	3-3	1-9	0-2	1-2	3-2	5	1	0	0	0	24	3	3
Liberty	4-4	0-6	0-3	0-0	0-2	2	2	1	1	0	3	27	0
at Syracuse	5-4	0-3	0-1	0-1	1-1	2	0	1	0	1	2	16	0
at Minnesota	6-4	2-4	0-0	0-0	0-1	1	1	2	1	0	1	15	4
Longwood	7-4	1-7	0-3	1-2	0-1	1	0	0	1	0	0	19	3
Auburn	8-4	0-0	0-0	0-0	0-0	0	0	1	0	2	2	20	0
Hampton	9-4	1-4	0-2	2-2	2-1	3	0	1	0	0	0	11	4
at Georgia Tech	10-4	0-3	0-2	0-0	0-1	1	1	1	0	0	1	6	0
Xavier	11-4	3-4	1-1	0-0	1-1	2	0	1	0	1	3	10	7
Brown	12-5	3-8	1-3	0-0	1-0	1	1	2	0	1	1	19	7
at Va. Tech	13-6	2-5	0-2	0-0	0-2	2	0	1	1	1	1	25	4
N. Carolina	14-7	2-10	0-2	0-0	3-2	5	0	0	0	0	2	11	4
at Maryland	15-8	4-5	0-1	1-2	1-0	1	2	2	1	1	3	17	9
Florida State	16-8	1-2	0-1	1-2	0-1	1	1	1	0	2	0	18	3
at Duke	17-9	0-1	0-0	0-0	0-2	2	0	3	2	0	2	14	0
Boston College	18-10	0-1	0-0	0-0	0-0	0	0	1	0	0	1	4	0
at N. Carolina	DNP												
at Florida State	DNP												
Clemson	DNP												
Virginia Tech	DNP												
at NC State	19-10	5-6	1-1	0-0	0-1	1	0	0	0	0	2	15	11
Miami	20-10	0-1	0-1	0-0	0-1	1	1	1	0	0	0	3	0
Wake Forest	21-10	4-10	2-5	2-2	0-2	2	1	0	0	2	1	17	12
at Clemson	22-10	0-2	0-1	0-0	0-0	0	0	1	0	0	1	3	0

CAREER STATISTICS

Year	G-GS	Min-Avg.	FG-FGA	Pct.	3FG-3FGA	Pct.	FT-FTA	Pct.	Off-Def.	Reb-Avg.	PF-DQ	Ast	TO	Blk	Stl	Pts-Avg
2005-06	30-11	668-22.3	65-193	.337	16-66	.242	35-43	.814	33-79	112-3.7	42-0	32	36	11	22	181-6.0
ACC	16-1	321-20.1	31-94	.330	7-36	.194	12-15	.800	20-39	59-3.7	22-0	17	17	3	10	81-5.1
2006-07	32-32	883-27.6	111-251	.442	42-120	.350	43-57	.754	34-78	112-3.5	61-3	38	42	13	26	307-9.6
ACC	16-16	446-27.9	49-132	.371	18-64	.281	18-27	.667	17-37	54-3.4	32-2	18	21	8	15	134-8.4
2007-08	33-22	950-28.8	131-303	.432	60-145	.414	67-99	.677	55-91	146-4.4	72-0	37	59	22	20	389-11.8
ACC	16-8	482-30.1	60-160	.375	24-70	.343	40-60	.667	35-41	76-4.8	36-0	15	28	7	8	184-11.5
2008-09	22-10	351-16.0	41-120	.342	5-39	.128	11-18	.611	18-25	43-2.0	32-0	13	22	8	12	98-4.5
ACC	11-5	133-12.1	18-46	.391	3-16	.188	4-6	.667	4-12	16-1.5	14-0	6	11	4	6	43-3.9
CAREER	117-75	2852-24.4	348-867	.401	123-370	.332	156-217	.719	140-273	413-3.5	207-3	120	159	54	80	975-8.3
ACC	59-30	1382-23.4	158-432	.366	52-186	.280	74-108	.685	76-129	205-3.5	104-2	56	77	22	39	442-7.5



MUSTAPHA FARRAKHAN

#2

Sophomore • Guard • 6-4 • 179 • Harvey, Ill. • Thornton Township H.S.

2008-09 SEASON:

- Made first 18 free throws of the season, second longest streak to open a season in school history (Jeff Lamp made 32 consecutive free throws to open the 1980-81 season)
- Had 10 points, a career-high four assists and his first two career blocks vs. North Carolina
- Scored a career-high 17 points on 5-7 FG (4-5 3FG) in 12 minutes at Virginia Tech
- Scored nine points vs. Brown
- Had five points vs. Xavier
- Scored 12 points at Georgia Tech
- Scored 10 points vs. Hampton
- Had five points vs. Longwood
- Had four points, two assists and two steals at Minnesota
- Had two points at Syracuse
- Scored five points vs. Liberty
- Made first career start vs. VMI and had two points
- Had nine points and five assists in the exhibition vs. Shepherd

SINGLE GAME BESTS

POINTS

Season: 17 at Virginia Tech (1/10/09)
 Career: 17 at Virginia Tech (1/10/09)
 ACC: 17 at Virginia Tech (1/10/09)

REBOUNDS

Season: 2 at Minnesota (12/2/08)
 Career: 4 at Maryland (1/30/08)
 ACC: 4 at Maryland (1/30/08)

FG MADE

Season: 5 at Virginia Tech (1/10/09)
 Career: 5 at Virginia Tech (1/10/09)
 ACC: 5 at Virginia Tech (1/10/09)

FG ATTEMPTS

Season: 15 vs. North Carolina (1/15/09)
 Career: 15 vs. North Carolina (1/15/09)
 ACC: 15 vs. North Carolina (1/15/09)

3 PT FG MADE

Season: 4 at Virginia Tech (1/10/09)
 Career: 4 at Virginia Tech (1/10/09)
 ACC: 4 at Virginia Tech (1/10/09)

3 PT FG ATTEMPTS

Season: 7 vs. North Carolina (1/15/09)
 Career: 7 vs. North Carolina (1/15/09)
 ACC: 7 vs. North Carolina (1/15/09)

FT MADE

Season: 4 at Georgia Tech (12/28/08)
 Career: 4 at Georgia Tech (12/28/08)
 ACC: 4 at Georgia Tech (12/28/08)

FT ATTEMPTS

Season: 4 at Georgia Tech (12/28/08)
 Career: 4 at Georgia Tech (12/28/08)
 ACC: 4 at Georgia Tech (12/28/08)

ASSISTS

Season: 4 vs. North Carolina (1/15/09)
 Career: 4 vs. North Carolina (1/15/09)
 ACC: 4 vs. North Carolina (1/15/09)

TURNOVERS

Season: 2 on five occasions
 Career: 3 at Penn (11/23/07)
 ACC: 2 on three occasions

BLOCKS

Season: 2 vs. North Carolina (1/15/09)
 Career: 2 vs. North Carolina (1/15/09)
 ACC: 2 vs. North Carolina (1/15/09)

STEALS

Season: 2 at Minnesota (12/2/08)
 Career: 2 at Minnesota (12/2/08)
 ACC: 1 vs. North Carolina (1/15/09)

MINUTES


Season: 27 vs. North Carolina (1/15/09)
 Career: 27 vs. North Carolina (1/15/09)
 ACC: 27 vs. North Carolina (1/15/09)

2008-09 GAME-BY-GAME:

Opponent	GP-GS	FG-FGA	3FG-3FGA	FT-FTA	Off-Def	Total	A	TO	Blk	Stl	PF	Min	Pts
VMI	1-1	1-5	0-1	0-0	0-0	0	0	2	0	0	0	11	2
USF	2-2	0-0	0-0	0-0	0-0	0	0	0	0	0	1	5	0
Radford	3-2	0-2	0-0	0-0	0-1	1	0	1	0	0	0	4	0
Liberty	4-2	1-3	1-3	2-2	0-0	0	1	2	0	0	3	8	5
at Syracuse	5-2	1-3	0-0	0-0	0-0	0	0	0	0	0	1	3	2
at Minnesota	6-2	1-4	0-2	2-2	1-1	2	2	1	0	2	3	12	4
Longwood	7-2	2-2	1-1	0-0	0-0	0	0	0	0	0	0	4	5
Auburn	DNP												
Hampton	8-2	3-5	2-3	2-2	1-0	1	2	0	0	0	1	14	10
at Georgia Tech	9-2	3-5	2-3	4-4	1-0	1	1	0	0	0	4	16	12
Xavier	10-2	1-5	1-3	2-2	0-1	1	0	2	0	0	1	14	5
Brown	11-2	4-7	0-0	1-1	0-1	1	1	0	0	0	1	15	9
at Va. Tech	12-2	5-7	4-5	3-3	0-0	0	0	1	0	0	5	12	17
N. Carolina	13-2	4-15	2-7	0-0	0-1	1	4	1	2	1	1	27	10
at Maryland	14-2	1-7	0-4	0-0	0-1	1	1	1	0	0	2	23	2
Florida State	15-2	0-5	0-2	0-0	0-1	1	0	1	0	0	0	14	0
at Duke	16-2	0-3	0-1	2-2	1-0	1	1	2	0	0	0	8	2
Boston College	17-2	0-2	0-1	0-0	0-0	0	0	1	0	0	2	4	0
at N. Carolina	DNP												
at Florida State	18-2	0-1	0-1	0-0	0-1	1	0	2	0	0	1	3	0
Clemson	DNP												
Virginia Tech	DNP												
at NC State	19-2	0-0	0-0	0-0	0-0	0	0	0	0	0	0	2	0
Miami	20-2	1-5	0-2	0-0	0-1	1	0	0	0	0	0	7	2
Wake Forest	DNP												
at Clemson	21-2	1-2	0-0	0-0	0-1	1	0	0	0	0	1	8	2

CAREER STATISTICS

Year	G-GS	Min-Avg.	FG-FGA	Pct.	3FG-3FGA	Pct.	FT-FTA	Pct.	Off-Def.	Reb-Avg.	PF-DQ	Ast	TO	Blk	Stl	Pts-Avg
2007-08	19-0	115-6.1	7-38	.184	2-16	.125	1-5	.200	4-11	15-0.8	9-0	5	12	0	2	17-0.9
ACC	6-0	43-7.2	1-13	.077	1-7	.143	1-3	.333	2-4	6-1.0	3-0	1	3	0	0	4-0.7
2008-09	21-2	214-10.2	29-88	.330	13-39	.333	18-18	1.000	4-10	14-0.7	27-1	13	17	2	3	89-4.2
ACC	11-0	124-11.3	15-52	.288	8-26	.308	9-9	1.000	2-6	8-0.7	16-1	7	9	2	1	47-4.3
CAREER	40-2	329-8.2	36-126	.286	15-55	.273	19-23	.826	8-21	29-0.7	36-1	18	29	2	5	106-2.7
ACC	17-0	167-9.8	16-65	.246	9-33	.273	10-12	.833	4-10	14-0.8	19-1	8	12	2	1	51-3.0



JEFF JONES

#23

Sophomore • Guard • 6-4 • 200 • Chester, Pa. • Monsignor Bonner H.S.

2008-09 SEASON:

- Started the last eight games and scored in double figures in five of the past nine games
- Averaging 11.2 points, 2.4 rebounds, 1.3 assists and 28.4 minutes played a game in the last nine games
- Scored 11 points at Clemson
- Scored a game-high 16 points and had four rebounds vs. Miami
- Had nine points at NC State
- Scored eight points vs. Virginia Tech at JPJA
- Had 12 points and three assists vs. Clemson at JPJA
- Scored eight points and had four rebounds at Florida State
- Scored a season-high and ACC career-high 19 points while totaling a career-high five assists at North Carolina in first start of the season
- Had 10 points vs. Boston College
- Scored eight points vs. Florida State at JPJA
- Had six points and four rebounds vs. North Carolina at JPJA
- Scored five points vs. Auburn
- Had seven points and three rebounds vs. Longwood
- Scored 10 points vs. Liberty
- Had eight points and three rebounds vs. VMI
- Had 18 points and five rebounds in the exhibition vs. Shepherd

2008-09 GAME-BY-GAME:

Opponent	GP-GS	FG-FGA	3FG-3FGA	FT-FTA	Off-Def	Total	A	TO	Blk	Stl	PF	Min	Pts
VMI	1-0	3-8	2-5	0-0	0-3	3	2	1	1	1	0	27	8
USF	2-0	1-8	1-5	0-0	0-0	0	1	0	0	0	2	15	3
Radford	3-0	1-3	0-1	4-4	0-2	2	0	1	0	0	2	13	6
Liberty	4-0	4-12	2-8	0-0	0-1	1	3	0	0	2	3	29	10
at Syracuse	5-0	1-5	1-3	0-0	0-2	2	1	0	0	0	0	13	3
at Minnesota	DNP												
Longwood	6-0	3-4	1-1	0-0	2-1	3	0	1	0	0	1	21	7
Auburn	7-0	2-7	1-3	0-0	0-1	1	1	0	0	1	0	20	5
Hampton	8-0	1-9	0-6	0-0	0-1	1	1	1	0	0	0	14	2
at Georgia Tech	9-0	0-0	0-0	0-0	0-0	0	0	0	0	0	0	2	0
Xavier	10-0	0-2	0-1	1-2	0-0	0	0	1	0	0	1	11	1
Brown	11-0	1-1	1-1	0-0	0-3	3	0	0	0	0	1	9	3
at Va. Tech	DNP												
N. Carolina	12-0	3-5	0-2	0-0	0-4	4	0	0	0	0	0	11	6
at Maryland	13-0	0-0	0-0	0-0	0-0	0	0	0	0	0	0	0+	0
Florida State	14-0	3-7	2-4	0-0	0-1	1	0	0	0	0	0	14	8
at Duke	15-0	1-7	1-5	0-0	0-5	5	2	2	0	0	2	21	3
Boston College	16-0	2-11	1-4	5-6	1-4	5	0	0	0	3	3	28	10
at N. Carolina	17-1	7-12	3-5	2-2	0-4	4	5	1	1	1	2	37	19
at Florida State	18-2	3-11	1-7	1-1	2-2	4	1	1	0	0	4	31	8
Clemson	19-3	3-10	2-6	4-6	0-1	1	3	4	0	0	2	26	12
Virginia Tech	20-4	3-6	2-5	0-0	1-0	1	1	0	0	0	2	26	8
at NC State	21-5	4-9	1-3	0-0	0-0	0	0	0	0	2	1	24	9
Miami	22-6	6-12	1-4	3-3	0-4	4	0	0	1	2	1	30	16
Wake Forest	23-7	3-10	2-6	0-0	1-2	3	2	1	0	1	2	28	8
at Clemson	24-8	4-9	1-3	2-2	0-0	0	0	1	0	0	1	26	11

SINGLE GAME BESTS

POINTS

Season: 19 at North Carolina (2/7/09)
 Career: 26 vs. Bradley (3/26/08)
 ACC: 19 at North Carolina (2/7/09)

REBOUNDS

Season: 5 at Duke (2/1/09), vs. BC (2/4/09)
 Career: 6 vs. Vermont (11/11/07)
 ACC: 5 at Duke (2/1/09), vs. BC (2/4/09)

FG MADE

Season: 7 at North Carolina (2/7/09)
 Career: 9 vs. Bradley (3/26/08)
 ACC: 7 at North Carolina (2/7/09)

FG ATTEMPTS

Season: 12 on three occasions
 Career: 14 vs. Bradley (3/26/08)
 ACC: 12 at UNC (2/7/09), vs. Miami (2/26/09)

3 PT FG MADE

Season: 3 at North Carolina (2/7/09)
 Career: 6 vs. Bradley (3/26/08)
 ACC: 3 at North Carolina (2/7/09)

3 PT FG ATTEMPTS

Season: 8 vs. Liberty (11/25/08)
 Career: 8 vs. Bradley (3/26/08), vs. Liberty (11/25/08)
 ACC: 7 at Florida State (2/10/09)

FT MADE

Season: 5 vs. Boston College (2/4/09)
 Career: 5 vs. Boston College (2/4/09)
 ACC: 5 vs. Boston College (2/4/09)

FT ATTEMPTS

Season: 6 vs. BC (2/4/09), vs. Clemson (2/15/09)
 Career: 6 vs. BC (2/4/09), vs. Clemson (2/15/09)
 ACC: 6 vs. BC (2/4/09), vs. Clemson (2/15/09)

ASSISTS

Season: 5 at North Carolina (2/7/09)
 Career: 5 at North Carolina (2/7/09)
 ACC: 5 at North Carolina (2/7/09)

TURNOVERS

Season: 4 vs. Clemson (2/15/09)
 Career: 4 vs. Longwood (12/7/07), vs. Clem. (2/15/09)
 ACC: 4 vs. Clemson (2/15/09)

BLOCKS

Season: 1 on three occasions
 Career: 1 on seven occasions
 ACC: 1 on three occasions

STEALS


Season: 3 vs. Boston College (2/4/09)
 Career: 3 vs. Howard (11/14/07), vs. BC (2/4/09)
 ACC: 3 vs. Boston College (2/4/09)

MINUTES

Season: 37 at North Carolina (2/7/09)
 Career: 37 at North Carolina (2/7/09)
 ACC: 37 at North Carolina (2/7/09)

CAREER STATISTICS

Year	G-GS	Min-Avg.	FG-FGA	Pct.	3FG-3FGA	Pct.	FT-FTA	Pct.	Off-Def.	Reb-Avg.	PF-DQ	Ast	TO	Blk	Stl	Pts-Avg
2007-08	33-25	494-15.0	55-151	.364	16-51	.314	33-47	.702	15-45	60-1.8	46-0	17	41	4	10	159-4.8
ACC	16-8	193-12.1	12-51	.235	2-14	.143	10-14	.714	6-14	20-1.3	20-0	8	16	1	5	36-2.3
2008-09	24-8	476-19.8	59-168	.351	26-88	.295	22-26	.846	7-41	48-2.0	30-0	23	15	3	13	166-6.9
ACC	14-8	304-21.7	42-109	.385	17-54	.315	17-20	.850	5-27	32-2.3	20-0	14	10	2	9	118-8.4
CAREER	57-33	970-17.0	114-319	.357	42-139	.302	55-73	.753	22-86	108-1.9	76-0	40	56	7	23	325-5.7
ACC	30-16	497-16.6	54-160	.338	19-68	.279	27-34	.794	11-41	52-1.7	40-0	22	26	3	14	154-5.1



SYLVEN LANDESBERG

#15

Freshman • Guard • 6-6 • 205 • Flushing, N.Y. • Holy Cross H.S.

2008-09 SEASON:

- 2nd Team CollegeHoops.net Mid-Season All-Freshman
- Finished second in the Preseason ACC Rookie of the Year voting
- Six-time ACC Rookie of the Week (Nov. 17, Nov. 24, Dec. 22, Dec. 30, Jan. 12 and Feb. 16)
- Has led the team in scoring in 16 of the first 26 games
- Has scored in double figures in 21 of 26 games this season
- His 12 20-point games are a UVa freshman record (Ralph Sampson had nine in 1979-80)
- Had 19 points, nine rebounds and six assists vs. Virginia Tech at JPJA
- Had a game-high 23 points in the upset of #12 Clemson, including the game-tying layup with 13.4 left in regulation and six points in overtime, and played all 45 minutes
- Scored 32 points vs. Boston College, the first 30-point game by a UVa freshman since 1998-99
- Had 24 points and tied an ACC freshman record for FTs (14-14) vs. Florida State at JPJA
- Had a game-high 25 points, seven rebounds and four assists vs. Xavier
- Had a game-high 26 points, six rebounds and five assists at Georgia Tech in his ACC debut
- Had a game-high 22 points and six rebounds vs. Auburn
- Had 22 points, including 18 in second half, vs. Radford and made two free throws to put Virginia ahead for good with 29 seconds to play
- Scored 21 points, including the game-winning layup with 13 seconds left, vs. USF
- Had 28 points, eight rebounds and eight assists vs. VMI in his collegiate debut
- His 28 points vs. VMI are a Cavalier record for a freshman in his first career game and tied for second most in ACC history

2008-09 GAME-BY-GAME:

Opponent	GP-GS	FG-FGA	3FG-3FGA	FT-FTA	Off-Def	Total	A	TO	Blk	Stl	PF	Min	Pts
VMI	1-1	10-17	0-2	8-11	6-2	8	8	3	0	3	2	36	28
USF	2-1	8-15	1-2	4-6	1-3	4	0	1	0	3	1	31	21
Radford	3-2	9-15	1-2	3-4	1-3	4	0	4	0	1	3	34	22
Liberty	4-3	5-10	1-2	6-8	2-7	9	2	1	0	0	2	35	17
at Syracuse	5-4	5-11	0-1	6-8	0-3	3	3	0	0	2	5	28	16
at Minnesota	6-5	1-11	0-2	8-10	1-5	6	2	0	0	0	1	33	10
Longwood	7-6	6-10	0-0	8-8	6-3	9	1	6	0	0	1	28	20
Auburn	8-7	5-8	2-2	10-14	0-6	6	1	5	1	0	2	38	22
Hampton	9-8	3-7	0-1	3-3	1-2	3	3	1	0	0	1	28	9
at Georgia Tech	10-9	9-18	0-2	8-9	0-6	6	5	1	0	0	2	41	26
Xavier	11-10	7-15	1-2	10-11	0-7	7	4	2	1	1	2	35	25
Brown	12-11	0-6	0-2	4-4	1-4	5	0	1	0	1	0	24	4
at Va. Tech	13-12	7-11	0-0	6-6	1-7	8	5	6	0	1	1	38	20
N. Carolina	14-13	1-9	0-2	0-0	1-3	4	1	1	0	0	1	27	2
at Maryland	15-14	2-10	0-2	3-4	4-7	11	3	3	0	0	1	34	7
Florida State	16-15	5-11	0-2	14-14	3-3	6	2	6	0	0	1	31	24
at Duke	17-16	8-10	1-1	3-3	0-2	2	1	5	0	1	2	29	20
Boston College	18-17	13-23	0-2	6-6	4-2	6	3	3	1	3	4	40	32
at N. Carolina	19-18	6-16	2-2	2-3	1-4	5	5	1	0	1	2	33	16
at Florida State	20-19	6-19	0-4	2-4	2-4	6	3	2	0	2	2	38	14
Clemson	21-20	11-21	0-0	1-2	1-3	4	3	5	0	3	2	45	23
Virginia Tech	22-21	6-17	1-2	6-8	5-4	9	6	1	0	0	1	38	19
at NC State	23-22	4-14	2-4	6-9	2-6	8	6	3	0	2	4	39	16
Miami	24-23	3-7	3-5	4-4	0-7	7	0	4	0	1	0	37	13
Wake Forest	25-24	3-10	0-3	4-4	0-5	5	3	3	0	0	3	33	10
at Clemson	26-25	0-6	0-0	3-8	2-5	7	1	3	0	1	1	35	3

SINGLE GAME BESTS

POINTS

Season: 32 vs. Boston College (2/4/09)
 Career: 32 vs. Boston College (2/4/09)
 ACC: 32 vs. Boston College (2/4/09)

REBOUNDS

Season: 11 at Maryland (1/20/09)
 Career: 11 at Maryland (1/20/09)
 ACC: 11 at Maryland (1/20/09)

FG MADE

Season: 13 vs. Boston College (2/4/09)
 Career: 13 vs. Boston College (2/4/09)
 ACC: 13 vs. Boston College (2/4/09)

FG ATTEMPTS

Season: 23 vs. Boston College (2/4/09)
 Career: 23 vs. Boston College (2/4/09)
 ACC: 23 vs. Boston College (2/4/09)

3 PT FG MADE

Season: 3 vs. Miami (2/26/09)
 Career: 3 vs. Miami (2/26/09)
 ACC: 3 vs. Miami (2/26/09)

3 PT FG ATTEMPTS

Season: 5 vs. Miami (2/26/09)
 Career: 5 vs. Miami (2/26/09)
 ACC: 5 vs. Miami (2/26/09)

FT MADE

Season: 14 vs. Florida State (1/24/09)
 Career: 14 vs. Florida State (1/24/09)
 ACC: 14 vs. Florida State (1/24/09)

FT ATTEMPTS

Season: 14 vs. Auburn (12/20/08), vs. FSU (1/24/09)
 Career: 14 vs. Auburn (12/20/08), vs. FSU (1/24/09)
 ACC: 14 vs. Florida State (1/24/09)

ASSISTS

Season: 8 vs. VMI (11/16/08)
 Career: 8 vs. VMI (11/16/08)
 ACC: 6 vs. VT (2/18/09), at NCSU (2/21/09)

TURNOVERS

Season: 6 on three occasions
 Career: 6 on three occasions
 ACC: 6 at VT (1/10/09), vs. FSU (1/24/09)

BLOCKS

Season: 1 on three occasions
 Career: 1 on three occasions
 ACC: 1 vs. Boston College (2/4/09)

STEALS

Season: 3 on four occasions
 Career: 3 on four occasions
 ACC: 3 vs. BC (2/4/09), vs. Clemson (2/15/09)

MINUTES

Season: 45 vs. Clemson (2/15/09)
 Career: 45 vs. Clemson (2/15/09)
 ACC: 45 vs. Clemson (2/15/09)

CAREER STATISTICS

Year	G-GS	Min-Avg.	FG-FGA	Pct.	3FG-3FGA	Pct.	FT-FTA	Pct.	Off-Def.	Reb-Avg.	PF-DQ	Ast	TO	Blk	Stl	Pts-Avg
2008-09	26-25	888-34.2	143-327	.437	15-49	.306	138-171	.807	45-113	158-6.1	47-1	71	71	3	26	439-16.9
ACC	15-15	538-35.9	84-202	.416	9-31	.290	68-84	.810	26-68	94-6.3	27-0	47	47	1	15	245-16.3
CAREER	26-25	888-34.2	143-327	.437	15-49	.306	138-171	.807	45-113	158-6.1	47-1	71	71	3	26	439-16.9
ACC	15-15	538-35.9	84-202	.416	9-31	.290	68-84	.810	26-68	94-6.3	27-0	47	47	1	15	245-16.3

SYLVEN LANDESBERG

UNIVERSITY OF VIRGINIA • 6-6 • GUARD • FLUSHING, N.Y.

ACC ROOKIE OF THE YEAR CANDIDATE FRESHMAN ALL-AMERICA CANDIDATE ALL-ACC CANDIDATE

- Leads ACC freshmen in scoring, free throw percentage, free throw attempts, and minutes played
- Second leading freshman scorer in the nation
- Only freshman to rank among the top 20 scorers in the ACC (9th at 16.9 ppg)
- Only player to rank among the top three ACC freshmen in scoring (first), rebounding (third) and assists (third)
- Has over double the number of 20-point games (12) than the rest of the conference's freshmen combined (5)
- UVa freshman record 12 20-point games (breaking Ralph Sampson's previous record of nine in 1979-80)
- Only North Carolina's Tyler Hansbrough (14 in 2005-06) has more 20-point games among ACC freshmen over the past decade
- His 32 points vs. Boston College are the most by a freshman in an ACC game since Tyler Hansbrough scored 40 vs. Miami in 2006
- His six ACC Rookie of the Week selections are tied for third-most in history
- In February, led ACC freshmen in scoring and ranked second in rebounds and assists
- His 439 points this season rank fifth among freshmen at Virginia
- Has led the team in scoring in 16 games, led the team in rebounding in nine games and led the team in assists in eight games

Landesberg in 2008-09

16.9 ppg • 6.1 rpg • 2.7 apg • 80.7 FT% • 43.7 FG% • 34.2 mpg



WHAT OTHERS ARE SAYING ABOUT SYLVEN LANDESBERG



"He's a really good player – he's an attacking player, who puts you in a position where you can foul him. And we did for those three-point plays. He's taller than I thought. For a wing player who can put the ball on the floor, that means he can shoot over people. It's not like a 6-3 guy who can drive. He has good length and has an instinctive ability to get closer. He's a good player, and puts defenses in help-and-recover situations if you're not careful."

- Duke Head Coach Mike Krzyzewski

"He's going to be a complete player, there's no question about that. Right now his game is more driving to the goal, but we were trying to make sure we cut off his driving lanes. ... He's going to be a complete player. He's had a heck of a year."

- North Carolina Head Coach Roy Williams

"The guy's going to get 20 whether it's quiet or loud. You can tell your guys to stay in front of him, but he got 20 without having to take a pull-up jumper. We told our guys, you have to stay in front of him and get lower than him, and he still drives to the basket. He's a good player; you're just not going to stop him."

- Virginia Tech Head Coach Seth Greenberg

"He's an outstanding player. He's good going to the basket. He finishes very well, and he just kept attacking the basket. He did a good job of getting to the free throw line, and he is an excellent free throw shooter. So, if they're going to spread the floor like that he can be pretty effective"

- Boston College Head Coach Al Skinner

"He can shoot and I think he will get better. He is a big, strong guard and it's amazing how he can get fouled. We were very worried about him being able to get to the basket. Part of our game plan was to try to make it tough for him to go one-on-one, make him a passer. If he took shots in the lane, crowd the lane. He has a great talent of being able to get fouled. He certainly is one of the best players we have played against, regardless of if he is a freshman or not."


- Xavier Head Coach Sean Miller

"You have to try to keep him out of there (the lane) the best you can. It is easy to say and hard to do. I think you have to be able to defend him multiple ways. He is very good off the bounce in going one way, changing and making two or three moves. You just can't rely on defending him with one guy. You have to have a team defense to try to keep him out of the paint area"

- Auburn Head Coach Jeff Lebo

"He is a very good athlete. He's got great ball skills. He has like a point guard hand on the ball and he knows what he wants to do. He is a great driver and a great and-one guy. He's got a good touch. He doesn't have to get all the way to the rim to score – he can shoot that little floater. He also has size and athleticism."

- Clemson Head Coach Oliver Purnell



JEROME MEYINSSE

#55

Junior • Forward/Center • 6-9 • 245 • Baton Rouge, La. • McKinley H.S.

2008-09 SEASON:

- Named to the 2009 All-ACC Academic Team
- Tied his ACC high with four points at Duke
- Scored three points at Maryland
- Had four points and three rebounds vs. Brown
- Had two rebounds and tied a career high with two blocks at Georgia Tech
- Tied a career high with two blocks vs. Hampton
- Had five points and five rebounds at Minnesota
- Had season-high totals of 10 points and eight rebounds at Syracuse
- Had two points and one rebound vs. Liberty
- Made first career start vs. USF
- Had four points and five rebounds in the exhibition vs. Shepherd

SINGLE GAME BESTS

POINTS

Season: 10 at Syracuse (11/28/08)
 Career: 12 vs. Elon (12/22/07)
 ACC: 4 at FSU (1/23/08), at Duke (2/1/09)

REBOUNDS

Season: 8 at Syracuse (11/28/08)
 Career: 9 vs. Hampton (12/19/07)
 ACC: 3 vs. BC (1/19/08), at FSU (1/23/08)

FG MADE

Season: 3 at Syracuse (11/28/08)
 Career: 5 vs. Elon (12/22/07)
 ACC: 2 at Florida State (1/23/08)

FG ATTEMPTS

Season: 7 at Syracuse (11/28/08)
 Career: 7 vs. Hampton (12/19/07), at Syracuse (11/28/08)
 ACC: 3 vs. Clemson (2/7/08)

3 PT FG MADE

Season: --
 Career: --
 ACC: --

3 PT FG ATTEMPTS

Season: --
 Career: --
 ACC: --

FT MADE

Season: 4 at Syracuse (11/28/08)
 Career: 5 vs. UMES (11/26/06)
 ACC: 2 at Duke (2/1/09)

FT ATTEMPTS

Season: 5 at Syracuse (11/28/08)
 Career: 6 vs. UMES (11/26/06)
 ACC: 2 on four occasions

ASSISTS

Season: 1 vs. Brown (1/6/09)
 Career: 1 on four occasions
 ACC: --

TURNOVERS

Season: 2 at Minn. (12/2/08), vs. Longwood (12/17/08)
 Career: 2 on five occasions
 ACC: --

BLOCKS

Season: 2 vs. Hampton (12/23/08), at Ga. Tech (12/28/08)
 Career: 2 on three occasions
 ACC: 2 at Georgia Tech (12/28/08)

STEALS

Season: 1 at Virginia Tech (1/10/09)
 Career: 2 vs. PR-Mayaguez (12/21/06)
 ACC: 1 at FSU (1/23/08), at Va. Tech (1/10/09)

MINUTES


Season: 24 at Syracuse (11/28/08)
 Career: 24 at Syracuse (11/28/08)
 ACC: 21 at Maryland (1/20/09)

2008-09 GAME-BY-GAME:

Opponent	GP-GS	FG-FGA	3FG-3FGA	FT-FTA	Off-Def	Total	A	TO	Blk	Stl	PF	Min	Pts
VMI	DNP												
USF	1-1	0-0	0-0	0-0	0-0	0	0	1	0	0	0	6	0
Radford	2-1	0-1	0-0	0-0	0-0	0	0	1	0	0	0	3	0
Liberty	3-1	1-1	0-0	0-0	1-0	1	0	0	0	0	0	5	2
at Syracuse	4-1	3-7	0-0	4-5	4-4	8	0	1	1	0	2	24	10
at Minnesota	5-1	1-1	0-0	3-4	2-3	5	0	2	1	0	1	22	5
Longwood	6-1	0-0	0-0	0-2	1-0	1	0	2	0	0	2	7	0
Auburn	7-1	0-0	0-0	0-1	1-0	1	0	1	0	0	0	8	0
Hampton	8-1	0-0	0-0	0-0	0-0	0	0	0	2	0	0	5	0
at Georgia Tech	9-1	0-2	0-0	0-0	1-1	2	0	0	2	0	3	11	0
Xavier	10-1	0-1	0-0	0-0	0-0	0	0	0	0	0	1	3	0
Brown	11-1	1-3	0-0	2-4	1-2	3	1	0	0	0	1	8	4
at Va. Tech	12-1	0-0	0-0	0-0	0-0	0	0	0	1	1	1	4	0
N. Carolina	13-1	0-2	0-0	0-0	0-1	1	0	0	0	0	2	4	0
at Maryland	14-1	1-1	0-0	1-2	1-0	1	0	0	0	0	0	21	3
Florida State	15-1	0-0	0-0	1-2	1-1	2	0	0	0	0	2	9	1
at Duke	16-1	1-1	0-0	2-2	0-2	2	0	0	0	0	1	7	4
Boston College	17-1	0-0	0-0	0-0	0-0	0	0	0	0	0	1	2	0
at N. Carolina	DNP												
at Florida State	DNP												
Clemson	DNP												
Virginia Tech	DNP												
at NC State	DNP												
Miami	DNP												
Wake Forest	DNP												
at Clemson	DNP												

CAREER STATISTICS

Year	G-GS	Min-Avg.	FG-FGA	Pct.	3FG-3FGA	Pct.	FT-FTA	Pct.	Off-Def.	Reb-Avg.	PF-DQ	Ast	TO	Blk	Stl	Pts-Avg
2006-07	15-0	100-6.7	4-11	.364	0-0	.000	9-13	.692	3-17	20-1.3	15-0	1	4	2	2	17-1.1
ACC	4-0	8-2.0	0-1	.000	0-0	.000	0-0	.000	0-0	0-0.0	3-0	0	0	0	0	0-0.0
2007-08	26-0	188-7.2	23-33	.697	0-0	.000	4-12	.333	18-31	49-1.9	36-0	2	7	3	3	50-1.9
ACC	13-0	77-5.9	7-11	.636	0-0	.000	0-2	.000	5-12	17-1.3	21-0	0	0	0	1	14-1.1
2008-09	17-1	149-8.8	8-20	.400	0-0	.000	13-22	.591	13-14	27-1.6	17-0	1	8	7	1	29-1.7
ACC	7-0	58-8.3	2-6	.333	0-0	.000	4-6	.667	3-5	8-1.1	10-0	0	0	3	1	8-1.1
CAREER	58-1	437-7.5	35-64	.547	0-0	.000	26-47	.553	34-62	96-1.7	68-0	4	19	12	6	96-1.7
ACC	24-0	143-6.0	9-18	.500	0-0	.000	4-8	.500	8-17	25-1.0	34-0	0	0	3	2	22-0.9



MIKE SCOTT

#32

Sophomore • Forward • 6-8 • 233 • Chesapeake, Va. • Hargrave Military Academy

2008-09 SEASON:

- Has scored in double figures in 14 games
- Had 13 points and eight rebounds at Clemson
- Had an ACC career-high 18 points along with 10 rebounds vs. Clemson at JPJA for his seventh double-double of the season (also had three assists and three steals)
- Had 16 points (10-10 FT) and 10 rebounds at Maryland
- Had 11 points and seven rebounds (all offensive) vs. North Carolina at JPJA
- Scored 16 points (7-10 FG) at Virginia Tech
- Had game-high totals of 15 points and 10 rebounds vs. Brown
- Scored 16 points (7-10 FG) and had five rebounds vs. Xavier
- Had 11 points and 10 rebounds at Georgia Tech
- Had 17 points and 15 rebounds vs. Hampton
- Had 10 points and 10 rebounds along with a career-high four assists in a career-high 37 minutes at Syracuse
- Had nine points and 17 rebounds vs. Liberty
- Had 10 points and six rebounds vs. USF
- Set career highs with 26 points and 18 rebounds vs. VMI, including tying the school record with 10 offensive rebounds in the game
- Has nine career double-doubles
- Had 10 points and 14 rebounds in the exhibition vs. Shepherd

2008-09 GAME-BY-GAME:

Opponent	GP-GS	FG-FGA	3FG-3FGA	FT-FTA	Off-Def	Total	A	TO	Blk	Stl	PF	Min	Pts
VMI	1-1	11-13	0-0	4-5	10-8	18	0	4	0	1	2	30	26
USF	2-2	4-9	0-1	2-2	4-2	6	1	2	0	2	2	32	10
Radford	3-3	2-7	0-1	1-3	2-3	5	1	0	0	0	4	27	5
Liberty	4-4	3-4	0-0	3-4	7-10	17	1	1	0	0	2	34	9
at Syracuse	5-5	5-10	0-0	0-0	5-5	10	4	0	0	1	1	37	10
at Minnesota	6-6	0-4	0-0	0-0	2-4	6	2	3	0	1	1	18	0
Longwood	7-7	4-5	0-1	0-0	0-6	6	0	0	1	0	2	27	8
Auburn	8-8	4-7	0-1	1-2	0-3	3	0	3	0	3	2	27	9
Hampton	9-9	6-10	0-0	5-6	5-10	15	1	1	2	2	2	29	17
at Georgia Tech	10-10	3-8	0-0	5-8	5-5	10	1	2	2	0	3	27	11
Xavier	11-11	7-10	0-0	2-2	3-2	5	0	1	0	0	1	24	16
Brown	12-12	5-10	0-0	5-6	5-5	10	0	0	1	0	3	27	15
at Va. Tech	13-13	7-10	1-1	1-4	2-4	6	0	3	0	0	3	26	16
N. Carolina	14-14	5-8	0-0	1-1	7-0	7	0	2	1	0	2	24	11
at Maryland	15-15	3-8	0-0	10-10	6-4	10	0	3	0	1	4	23	16
Florida State	16-16	1-4	0-0	0-0	2-2	4	1	3	0	3	2	30	2
at Duke	17-17	4-8	0-0	2-3	2-2	4	0	1	0	1	3	26	10
Boston College	18-18	1-3	0-0	5-5	0-0	0	0	1	0	0	1	17	7
at N. Carolina	19-18	1-4	0-0	0-0	1-1	2	1	0	0	1	0	23	2
at Florida State	20-18	3-5	1-1	1-2	5-4	9	1	1	0	1	4	24	8
Clemson	21-18	8-12	0-0	2-3	3-7	10	3	0	0	3	2	40	18
Virginia Tech	22-18	4-6	0-0	2-4	3-1	4	1	1	0	0	3	16	10
at NC State	23-18	3-5	0-0	2-2	0-1	1	0	3	0	2	3	23	8
Miami	24-18	4-8	0-0	0-0	3-1	4	1	2	0	0	2	32	8
Wake Forest	25-18	4-8	0-0	0-0	0-5	5	0	2	2	0	5	34	8
at Clemson	26-18	5-7	0-0	3-4	5-3	8	1	2	0	1	3	29	13

SINGLE GAME BESTS

POINTS

Season: 26 vs. VMI (11/16/08)
 Career: 26 vs. VMI (11/16/08)
 ACC: 18 vs. Clemson (2/15/09)

REBOUNDS

Season: 18 vs. VMI (11/16/08)
 Career: 18 vs. VMI (11/16/08)
 ACC: 12 at Md (1/30/08), at BC (2/17/08)

FG MADE

Season: 11 vs. VMI (11/16/08)
 Career: 11 vs. VMI (11/16/08)
 ACC: 8 vs. Clemson (2/15/09)

FG ATTEMPTS

Season: 13 vs. VMI (11/16/08)
 Career: 13 vs. VMI (11/16/08)
 ACC: 12 vs. Clemson (2/15/09)

3 PT FG MADE

Season: 1 at VT (1/10/09), at FSU (2/10/09)
 Career: 2 vs. Georgia Tech (3/13/08)
 ACC: 2 vs. Georgia Tech (3/13/08)

3 PT FG ATTEMPTS

Season: 1 on six occasions
 Career: 2 at BC (2/17/08), vs. GT (3/13/08)
 ACC: 2 at BC (2/17/08), vs. GT (3/13/08)

FT MADE

Season: 10 at Maryland (1/20/09)
 Career: 10 at Maryland (1/20/09)
 ACC: 10 at Maryland (1/20/09)

FT ATTEMPTS

Season: 10 at Maryland (1/20/09)
 Career: 10 at Maryland (1/20/09)
 ACC: 10 at Maryland (1/20/09)

ASSISTS

Season: 4 at Syracuse (11/28/08)
 Career: 4 at Syracuse (11/28/08)
 ACC: 3 vs. Clemson (2/15/09)

TURNOVERS

Season: 4 vs. VMI (11/16/08)
 Career: 4 vs. VMI (11/16/08)
 ACC: 3 on six occasions

BLOCKS

Season: 2 on three occasions
 Career: 3 vs. Duke (3/5/08), vs. Richmond (3/18/08)
 ACC: 3 vs. Duke (3/5/08)

STEALS

Season: 3 on three occasions
 Career: 3 on four occasions
 ACC: 3 vs. FSU (1/24/09), vs. Clemson (2/15/09)

MINUTES

Season: 40 vs. Clemson (2/15/09)
 Career: 40 vs. Clemson (2/15/09)
 ACC: 40 vs. Clemson (2/15/09)

CAREER STATISTICS

Year	G-GS	Min-Avg.	FG-FGA	Pct.	3FG-3FGA	Pct.	FT-FTA	Pct.	Off-Def.	Reb-Avg.	PF-DQ	Ast	TO	Blk	Stl	Pts-Avg
2007-08	32-21	579-18.1	63-143	.441	4-10	.400	52-74	.703	67-101	168-5.3	69-1	15	25	12	20	182-5.7
ACC	16-14	310-19.4	30-77	.390	1-4	.250	20-33	.606	30-50	80-5.0	39-1	6	15	5	8	81-5.1
2008-09	26-18	706-27.2	107-193	.554	2-6	.333	57-76	.750	87-98	185-7.1	62-1	20	41	9	23	273-10.5
ACC	15-7	394-26.3	56-104	.538	2-2	1.000	34-46	.739	44-40	84-5.6	40-1	10	26	5	13	148-9.9
CAREER	58-39	1285-22.2	170-336	.506	6-16	.375	109-150	.727	154-199	353-6.1	131-2	35	66	21	43	455-7.8
ACC	31-21	704-22.7	86-181	.475	3-6	.500	54-79	.684	74-90	164-5.3	79-2	16	41	10	21	229-7.4



ASSANE SENE

#5

Freshman • Center • 7-0 • 234 • Saint-Louis, Senegal • South Kent

2008-09 SEASON:

- DNP the last two games due to ankle injury
- Had four points, four rebounds and two blocks vs. Virginia Tech at JPJA
- Had five points, 13 rebounds and two blocks vs. Boston College
- Had three blocks vs. Florida State at JPJA
- Had four points and seven rebounds at Maryland
- Had 10 rebounds vs. North Carolina at JPJA
- Had six points, eight rebounds and four blocks at Virginia Tech
- Had six points, three rebounds and three blocks vs. Brown
- Had six points and 11 rebounds vs. Xavier
- Had nine rebounds and four blocks vs. Auburn
- Had six points, five rebounds and two blocks vs. Longwood
- Had two points and four rebounds at Minnesota
- Made his collegiate debut at Syracuse, where he had one point and one rebound in the start
- Was held out of the first three games of the season before the resolution of his eligibility status on Nov. 25
- “Because of a recent NCAA interpretation, there are some aspects of Assane’s pre-college enrollment that must be reviewed further,” Virginia Athletics Director Craig Littlepage said on Nov. 16.
- Had two points and three rebounds in 18 minutes of action in the exhibition vs. Shepherd

2008-09 GAME-BY-GAME:

Opponent	GP-GS	FG-FGA	3FG-3FGA	FT-FTA	Off-Def	Total	A	TO	Blk	Stl	PF	Min	Pts
VMI	DNP												
USF	DNP												
Radford	DNP												
Liberty	DNP												
at Syracuse	1-1	0-0	0-0	1-2	0-1	1	1	0	1	0	3	7	1
at Minnesota	2-2	0-0	0-0	2-2	2-2	4	0	1	0	0	3	18	2
Longwood	3-2	2-4	0-0	2-3	2-3	5	1	1	2	0	3	16	6
Auburn	4-2	1-3	0-0	0-0	0-9	9	2	0	4	0	3	22	2
Hampton	5-2	1-4	0-0	0-0	1-5	6	0	2	2	0	5	15	2
at Georgia Tech	6-3	1-5	0-0	0-1	0-1	1	0	0	2	0	4	24	2
Xavier	7-4	3-8	0-0	0-2	6-5	11	1	0	2	0	3	33	6
Brown	8-5	3-3	0-0	0-4	0-3	3	1	0	3	0	3	16	6
at Va. Tech	9-6	3-5	0-0	0-0	2-6	8	0	1	4	0	5	25	6
N. Carolina	10-7	1-5	0-0	0-2	5-5	10	0	2	1	0	4	25	2
at Maryland	11-8	2-2	0-0	0-0	2-5	7	0	2	0	0	4	10	4
Florida State	12-9	0-1	0-0	0-0	1-0	1	0	1	3	0	3	22	0
at Duke	13-10	2-2	0-0	0-3	1-1	2	0	1	1	0	2	17	4
Boston College	14-10	2-6	0-0	1-2	8-5	13	0	1	2	0	3	28	5
at N. Carolina	15-11	0-3	0-0	0-0	0-3	3	0	0	1	0	2	16	0
at Florida State	16-12	1-4	0-0	0-0	3-2	5	0	0	0	0	2	21	2
Clemson	17-13	0-0	0-0	0-0	0-0	0	0	0	1	0	0	7	0
Virginia Tech	18-14	2-4	0-0	0-0	1-3	4	0	1	2	0	2	22	4
at NC State	19-15	1-2	0-0	0-0	1-2	3	0	2	1	0	3	18	2
Miami	20-16	0-3	0-0	0-0	0-3	3	0	0	2	0	1	9	0
Wake Forest	DNP												
at Clemson	DNP												

SINGLE GAME BESTS

POINTS

Season: 6 on four occasions
 Career: 6 on four occasions
 ACC: 6 at Virginia Tech (1/10/09)

REBOUNDS

Season: 13 vs. Boston College (2/4/09)
 Career: 13 vs. Boston College (2/4/09)
 ACC: 13 vs. Boston College (2/4/09)

FG MADE

Season: 3 on three occasions
 Career: 3 on three occasions
 ACC: 3 at Virginia Tech (1/10/09)

FG ATTEMPTS

Season: 8 vs. Xavier (1/3/09)
 Career: 8 vs. Xavier (1/3/09)
 ACC: 6 vs. Boston College (2/4/09)

3 PT FG MADE

Season: --
 Career: --
 ACC: --

3 PT FG ATTEMPTS

Season: --
 Career: --
 ACC: --

FT MADE

Season: 2 at Minn. (12/2/08), vs. Longwood (12/17/08)
 Career: 2 at Minn. (12/2/08), vs. Longwood (12/17/08)
 ACC: 1 vs. Boston College (2/4/09)

FT ATTEMPTS

Season: 4 vs. Brown (1/6/09)
 Career: 4 vs. Brown (1/6/09)
 ACC: 3 at Duke (2/1/09)

ASSISTS

Season: 2 vs. Auburn (12/20/08)
 Career: 2 vs. Auburn (12/20/08)
 ACC: --

TURNOVERS

Season: 2 on four occasions
 Career: 2 on four occasions
 ACC: 2 on three occasions

BLOCKS

Season: 4 vs. Auburn (12/20/08), at Va. Tech (1/10/09)
 Career: 4 vs. Auburn (12/20/08), at Va. Tech (1/10/09)
 ACC: 4 at Virginia Tech (1/10/09)

STEALS


Season: --
 Career: --
 ACC: --

MINUTES

Season: 33 vs. Xavier (1/3/09)
 Career: 33 vs. Xavier (1/3/09)
 ACC: 28 vs. Boston College (2/4/09)

CAREER STATISTICS

Year	G-GS	Min-Avg.	FG-FGA	Pct.	3FG-3FGA	Pct.	FT-FTA	Pct.	Off-Def.	Reb-Avg.	PF-DQ	Ast	TO	Blk	Stl	Pts-Avg
2008-09	20-16	371-18.6	25-64	.391	0-0	.000	6-21	.286	35-64	99-5.0	58-2	6	15	34	0	56-2.8
ACC	13-12	244-18.8	15-42	.357	0-0	.000	1-8	.125	24-36	60-4.6	35-1	0	11	20	0	31-2.4
CAREER	20-16	371-18.6	25-64	.391	0-0	.000	6-21	.286	35-64	99-5.0	58-2	6	15	34	0	56-2.8
ACC	13-12	244-18.8	15-42	.357	0-0	.000	1-8	.125	24-36	60-4.6	35-1	0	11	20	0	31-2.4



WILL SHERRILL

#22

Sophomore • Forward • 6-9 • 221 • New York, N.Y. • Phillips Academy Andover

2008-09 SEASON:

- Scored one point at Clemson
- Had an assist vs. Hampton
- Made season debut vs. Radford and had a career-high three rebounds
- Played five minutes in the exhibition vs. Shepherd

SINGLE GAME BESTS

POINTS

Season: 1 at Clemson (3/3/09)
 Career: 3 vs. Longwood (12/7/07)
 ACC: 1 at Clemson (3/3/09)

REBOUNDS

Season: 3 vs. Radford (11/21/08)
 Career: 3 vs. Radford (11/21/08)
 ACC: --

FG MADE

Season: --
 Career: 1 on three occasions
 ACC: --

FG ATTEMPTS

Season: 2 vs. Radford (11/21/08)
 Career: 2 vs. Radford (11/21/08)
 ACC: 1 vs. North Carolina (1/15/09)

3 PT FG MADE

Season: --
 Career: 1 vs. Longwood (12/7/07)
 ACC: --

3 PT FG ATTEMPTS

Season: 1 vs. North Carolina (1/15/09)
 Career: 1 vs. Longwood (12/7/07), vs. UNC (1/15/09)
 ACC: 1 vs. North Carolina (1/15/09)

FT MADE

Season: 1 at Clemson (3/3/09)
 Career: 1 at Clemson (3/3/09)
 ACC: 1 at Clemson (3/3/09)

FT ATTEMPTS

Season: 2 at Clemson (3/3/09)
 Career: 2 at Clemson (3/3/09)
 ACC: 2 at Clemson (3/3/09)

ASSISTS

Season: 1 vs. Hampton (12/23/08)
 Career: 1 vs. Elon (12/22/07), vs. Hampton (12/23/08)
 ACC: --

TURNOVERS

Season: 1 vs. Radford (11/21/08), vs. Hampton (12/23/08)
 Career: 1 vs. Radford (11/21/08), vs. Hampton (12/23/08)
 ACC: --

BLOCKS

Season: --
 Career: --
 ACC: --

STEALS

Season: --
 Career: 1 vs. Northwestern (11/27/07)
 ACC: --

MINUTES

Season: 5 vs. Radford (11/21/08)
 Career: 5 vs. Radford (11/21/08)
 ACC: 2 at North Carolina (2/7/09)

2008-09 GAME-BY-GAME:

Opponent	GP-GS	FG-FGA	3FG-3FGA	FT-FTA	Off-Def	Total	A	TO	Blk	Stl	PF	Min	Pts
VMI	DNP												
USF	DNP												
Radford	1-0	0-2	0-0	0-0	2-1	3	0	1	0	0	1	5	0
Liberty	DNP												
at Syracuse	DNP												
at Minnesota	DNP												
Longwood	2-0	0-0	0-0	0-0	0-0	0	0	0	0	0	0	3	0
Auburn	DNP												
Hampton	3-0	0-0	0-0	0-0	0-0	0	1	1	0	0	0	3	0
at Georgia Tech	DNP												
Xavier	DNP												
Brown	4-0	0-0	0-0	0-0	0-0	0	0	0	0	0	0	2	0
at Va. Tech	DNP												
N. Carolina	5-0	0-1	0-1	0-0	0-0	0	0	0	0	0	0	1	0
at Maryland	DNP												
Florida State	DNP												
at Duke	6-0	0-0	0-0	0-0	0-0	0	0	0	0	0	1	1	0
Boston College	DNP												
at N. Carolina	7-0	0-0	0-0	0-0	0-0	0	0	0	0	0	0	2	0
at Florida State	DNP												
Clemson	DNP												
Virginia Tech	8-0	0-0	0-0	0-0	0-0	0	0	0	0	0	0	0+	0
at NC State	DNP												
Miami	DNP												
Wake Forest	DNP												
at Clemson	9-0	0-0	0-0	1-2	0-0	0	0	0	0	0	0	1	1

CAREER STATISTICS

Year	G-GS	Min-Avg.	FG-FGA	Pct.	3FG-3FGA	Pct.	FT-FTA	Pct.	Off-Def.	Reb-Avg.	PF-DQ	Ast	TO	Blk	Stl	Pts-Avg
2007-08	7-0	12-1.7	3-3	1.000	1-1	1.000	0-0	.000	1-2	3-0.4	3-0	1	0	0	1	7-1.0
ACC	1-0	1-1.0	0-0	.000	0-0	.000	0-0	.000	0-0	0-0.0	0-0	0	0	0	0	0-0.0
2008-09	9-0	18-2.0	0-3	.000	0-1	.000	1-2	.500	2-1	3-0.3	2-0	1	2	0	0	1-0.1
ACC	5-0	5-1.0	0-1	.000	0-1	.000	1-2	.500	0-0	0-0.0	1-0	0	0	0	0	1-0.2
CAREER	16-0	30-1.9	3-6	.500	1-2	.500	1-2	.500	3-3	6-0.4	5-0	2	2	0	1	8-0.5
ACC	6-0	6-1.0	0-1	.000	0-1	.000	1-2	.500	0-0	0-0.0	1-0	0	0	0	0	1-0.2



TUNJI SOROYE

#21

Senior • Center • 6-11 • 252 • Dugbe Ibadan, Nigeria • Montrose Christian School

2008-09 SEASON:

- Named to the 2009 All-ACC Academic Team
- One of Virginia's tri-captains this season
- Ninth on Virginia's career blocked shots list with 94
- Had three rebounds and a season-high three blocks at Clemson
- Had four points, five rebounds and two blocks vs. Wake Forest in a season-high 26 minutes
- Had two points, three rebounds and two blocks vs. Miami
- Tied an ACC career high with six points vs. Virginia Tech at JPJA
- Had two points, four rebounds and one block vs. Clemson at JPJA
- Had four points and three rebounds at Florida State
- Had two points and three rebounds at North Carolina
- Had two points and two blocks vs. Hampton
- Had eight points, five rebounds, two blocks and two steals vs. Radford
- Had three points, six rebounds and two blocks vs. USF
- Had two points and one rebound in the exhibition vs. Shepherd

2008-09 GAME-BY-GAME:

Opponent	GP-GS	FG-FGA	3FG-3FGA	FT-FTA	Off-Def	Total	A	TO	Blk	Stl	PF	Min	Pts
VMI	DNP												
USF	1-0	1-1	0-0	1-2	3-3	6	0	1	2	1	1	15	3
Radford	2-1	3-5	0-0	2-2	2-3	5	0	0	2	2	3	24	8
Liberty	DNP												
at Syracuse	3-1	0-1	0-0	0-0	0-1	1	0	0	0	0	3	10	0
at Minnesota	DNP												
Longwood	DNP												
Auburn	DNP												
Hampton	4-1	1-3	0-0	0-0	0-1	1	1	0	2	0	0	5	2
at Georgia Tech	5-1	0-0	0-0	0-0	0-0	0	0	0	0	0	0	1	0
Xavier	6-1	0-0	0-0	0-0	0-0	0	0	1	0	0	1	2	0
Brown	DNP												
at Va. Tech	7-1	0-1	0-0	0-0	1-0	1	0	1	0	0	0	3	0
N. Carolina	DNP												
at Maryland	DNP												
Florida State	8-1	0-0	0-0	0-0	0-0	0	0	0	0	0	0	4	0
at Duke	DNP												
Boston College	DNP												
at N. Carolina	9-1	1-2	0-0	0-0	2-1	3	0	2	0	0	2	13	2
at Florida State	10-1	2-3	0-0	0-1	1-2	3	0	2	0	1	1	13	4
Clemson	11-1	1-1	0-0	0-1	2-2	4	0	0	1	0	4	15	2
Virginia Tech	12-1	2-2	0-0	2-4	0-2	2	0	1	1	0	3	7	6
at NC State	13-1	0-0	0-0	0-0	1-0	1	0	0	1	0	0	5	0
Miami	14-1	1-1	0-0	0-0	1-2	3	0	1	2	0	2	12	2
Wake Forest	15-2	1-1	0-0	2-2	2-3	5	0	1	2	1	3	26	4
at Clemson	16-3	0-1	0-0	0-0	2-1	3	0	0	3	0	5	16	0

SINGLE GAME BESTS

POINTS

Season: 8 vs. Radford (11/21/08)
 Career: 12 vs. Fordham (12/7/05)
 ACC: 6 on four occasions

REBOUNDS

Season: 6 vs. USF (11/19/08)
 Career: 11 vs. Maryland (2/6/07)
 ACC: 11 vs. Maryland (2/6/07)

FG MADE

Season: 3 vs. Radford (11/21/08)
 Career: 4 vs. Fordham (12/7/05), vs. Albany (3/16/07)
 ACC: 3 vs. Florida State (1/11/06)

FG ATTEMPTS

Season: 5 vs. Radford (11/21/08)
 Career: 8 vs. Albany (3/16/07)
 ACC: 5 vs. Florida State (1/11/06)

3 PT FG MADE

Season: --
 Career: --
 ACC: --

3 PT FG ATTEMPTS

Season: --
 Career: --
 ACC: --

FT MADE

Season: 2 on three occasions
 Career: 4 on three occasions
 ACC: 4 vs. Clemson (1/7/06)

FT ATTEMPTS

Season: 4 vs. Virginia Tech (2/18/09)
 Career: 6 vs. Fordham (12/7/05)
 ACC: 5 vs. Florida State (2/17/06)

ASSISTS

Season: 1 vs. Hampton (12/23/08)
 Career: 1 on 14 occasions
 ACC: 1 on eight occasions

TURNOVERS

Season: 2 at UNC (2/7/09), at FSU (2/10/09)
 Career: 4 at Virginia Tech (1/15/06)
 ACC: 4 at Virginia Tech (1/15/06)

BLOCKS

Season: 3 at Clemson (3/3/09)
 Career: 5 vs. Duke (3/11/05)
 ACC: 5 vs. Duke (3/11/05)

STEALS


Season: 2 vs. Radford (11/21/08)
 Career: 2 on four occasions
 ACC: 2 vs. UNC (1/19/06), at FSU (2/18/06)

MINUTES

Season: 26 vs. Wake Forest (2/28/09)
 Career: 33 vs. Clemson (1/7/06)
 ACC: 33 vs. Clemson (1/7/06)

CAREER STATISTICS

Year	G-GS	Min-Avg.	FG-FGA	Pct.	3FG-3FGA	Pct.	FT-FTA	Pct.	Off-Def.	Reb-Avg.	PF-DQ	Ast	TO	Blk	Stl	Pts-Avg
2004-05	21-2	120-5.7	4-10	.400	0-0	.000	4-7	.571	7-21	28-1.3	18-0	2	3	15	1	12-0.6
ACC	12-0	72-6.0	4-5	.800	0-0	.000	2-4	.500	4-12	16-1.3	14-0	2	2	8	1	10-0.8
2005-06	30-23	553-18.4	21-51	.412	0-0	.000	13-19	.684	36-70	106-3.5	88-7	4	38	37	10	55-1.8
ACC	16-16	290-18.1	9-26	.346	0-0	.000	6-9	.667	18-33	51-3.2	49-4	2	19	15	6	24-1.5
2006-07	28-11	391-14.0	18-35	.514	0-0	.000	24-39	.615	35-54	89-3.2	46-0	7	20	26	7	60-2.1
ACC	16-6	252-15.8	12-19	.632	0-0	.000	10-23	.435	27-30	57-3.6	29-0	4	10	14	2	34-2.1
2007-08	2-0	8-4.0	0-1	.000	0-0	.000	1-2	.500	2-1	3-1.5	2-0	0	2	0	0	1-0.5
ACC	0-0															
2008-09	16-3	171-10.7	13-22	.591	0-0	.000	7-12	.583	17-21	38-2.4	28-1	1	10	16	5	33-2.1
ACC	11-2	115-10.5	8-12	.667	0-0	.000	4-8	.500	12-13	25-2.3	20-1	0	8	10	2	20-1.8
CAREER	97-39	1243-12.8	56-119	.471	0-0	.000	49-79	.620	97-167	264-2.7	182-8	14	73	94	23	161-1.7
ACC	55-24	729-13.3	33-62	.532	0-0	.000	22-44	.500	61-88	149-2.7	112-5	8	39	47	11	88-1.6



SOLOMON TAT

#45

Junior • Guard/Forward • 6-5 • 223 • Jos Plateau, Nigeria • Community Christian School

2008-09 SEASON:

- Started the last eight games
- Had one point, one rebound and one assist at Clemson
- Scored two points vs. Virginia Tech at JPJA
- Had a season-high three rebounds at Florida State
- Made first career start at North Carolina and had two points and two rebounds
- Had two points and two rebounds in a season-high 22 minutes vs. Boston College
- Had two points, one rebound, one assist and one steal vs. Brown
- Had two points and two rebounds vs. Xavier
- Made season debut vs. Radford
- Had three rebounds in the exhibition vs. Shepherd

SINGLE GAME BESTS

POINTS

Season: 2 on five occasions
 Career: 12 at Xavier (1/3/08)
 ACC: 8 at Virginia Tech (2/10/07)

REBOUNDS

Season: 3 at Florida State (2/10/09)
 Career: 6 at Virginia Tech (2/10/07)
 ACC: 6 at Virginia Tech (2/10/07)

FG MADE

Season: 1 on four occasions
 Career: 3 at Virginia Tech (2/10/07), at Xavier (1/3/08)
 ACC: 3 at Virginia Tech (2/10/07)

FG ATTEMPTS

Season: 4 vs. Boston College (2/4/09)
 Career: 9 at Virginia Tech (2/10/07)
 ACC: 9 at Virginia Tech (2/10/07)

3 PT FG MADE

Season: --
 Career: --
 ACC: --

3 PT FG ATTEMPTS

Season: --
 Career: 1 on five occasions
 ACC: 1 on three occasions

FT MADE

Season: 2 vs. Xavier (1/3/09)
 Career: 6 at Xavier (1/3/08)
 ACC: 2 on four occasions

FT ATTEMPTS

Season: 2 vs. Xavier (1/3/09), at Clemson (3/3/09)
 Career: 9 at Xavier (1/3/08)
 ACC: 2 on six occasions

ASSISTS

Season: 1 on five occasions
 Career: 5 vs. Gonzaga (1/3/07)
 ACC: 2 at Clemson (1/28/07), at Wake (3/3/07)

TURNOVERS

Season: 2 on four occasions
 Career: 2 on eight occasions
 ACC: 2 on six occasions

BLOCKS

Season: --
 Career: 1 vs. Longwood (2/13/07)
 ACC: --

STEALS

Season: 1 on three occasions
 Career: 2 vs. Stanford (1/7/07), vs. Md. (1/16/07)
 ACC: 2 vs. Maryland (1/16/07)

MINUTES


Season: 22 vs. Boston College (2/4/09)
 Career: 23 at Virginia Tech (2/10/07)
 ACC: 23 at Virginia Tech (2/10/07)

2008-09 GAME-BY-GAME:

Opponent	GP-GS	FG-FGA	3FG-3FGA	FT-FTA	Off-Def	Total	A	TO	Blk	Stl	PF	Min	Pts
VMI	DNP												
USF	DNP												
Radford	1-0	0-0	0-0	0-0	0-0	0	0	0	0	0	0	1	0
Liberty	2-0	0-0	0-0	0-0	0-0	0	0	0	0	0	0	0+	0
at Syracuse	DNP												
at Minnesota	DNP												
Longwood	DNP												
Auburn	DNP												
Hampton	DNP												
at Georgia Tech	DNP												
Xavier	3-0	0-0	0-0	2-2	0-2	2	1	0	0	0	2	9	2
Brown	4-0	1-1	0-0	0-0	0-1	1	1	0	0	1	0	6	2
at Va. Tech	DNP												
N. Carolina	5-0	0-0	0-0	0-0	0-0	0	0	0	0	0	0	2	0
at Maryland	6-0	0-0	0-0	0-0	0-0	0	0	1	0	0	2	4	0
Florida State	DNP												
at Duke	7-0	0-3	0-0	0-0	0-2	2	0	0	0	0	0	9	0
Boston College	1-4	1-4	0-0	0-0	1-1	2	0	0	0	0	5	22	2
at N. Carolina	9-1	1-2	0-0	0-0	1-1	2	1	2	0	0	1	14	2
at Florida State	10-2	0-2	0-0	0-0	2-1	3	0	2	0	0	1	13	0
Clemson	11-3	0-1	0-0	0-0	0-1	1	1	0	0	0	1	3	0
Virginia Tech	12-4	1-1	0-0	0-0	0-0	0	0	0	0	0	1	7	2
at NC State	13-5	0-1	0-0	0-0	0-0	0	0	0	0	0	2	5	0
Miami	14-6	0-0	0-0	0-0	2-0	2	0	2	0	1	0	9	0
Wake Forest	15-7	0-0	0-0	0-0	0-0	0	0	0	0	1	0	4	0
at Clemson	16-8	0-0	0-0	1-2	0-1	1	1	2	0	0	0	9	1

CAREER STATISTICS

Year	G-GS	Min-Avg.	FG-FGA	Pct.	3FG-3FGA	Pct.	FT-FTA	Pct.	Off-Def.	Reb-Avg.	PF-DQ	Ast	TO	Blk	Stl	Pts-Avg
2006-07	20-0	165-8.3	14-40	.350	0-3	.000	12-19	.632	7-25	32-1.6	24-0	13	8	1	8	40-2.0
ACC	13-0	107-8.2	8-25	.320	0-1	.000	5-5	1.000	5-16	21-1.6	17-0	6	4	0	5	21-1.6
2007-08	15-0	100-6.7	11-24	.458	0-2	.000	13-17	.765	4-16	20-1.3	6-0	5	6	0	3	35-2.3
ACC	9-0	68-7.6	7-15	.467	0-2	.000	5-6	.833	1-12	13-1.4	4-0	3	4	0	3	19-2.1
2008-09	16-8	117-7.3	4-15	.267	0-0	.000	3-4	.750	6-10	16-1.0	15-1	5	9	0	3	11-0.7
ACC	12-8	101-8.4	3-14	.214	0-0	.000	1-2	.500	6-7	13-1.1	13-1	3	9	0	2	7-0.6
CAREER	51-8	382-7.5	29-79	.367	0-5	.000	28-40	.700	17-51	68-1.3	45-1	23	23	1	14	86-1.7
ACC	34-8	276-8.1	18-54	.333	0-3	.000	11-13	.846	12-35	47-1.4	34-1	12	17	0	10	47-1.4



JAMIL TUCKER

#12

Junior • Forward • 6-9 • 241 • Gary, Ind. • West Side H.S.

2008-09 SEASON:

- Had 13 points and nine rebounds vs. Virginia Tech at JPJA
- Scored 11 points vs. Clemson at JPJA
- Had 10 points vs. Florida State at JPJA
- Scored a career-high 21 points at Maryland
- Had 12 points, five rebounds and two blocks vs. North Carolina at JPJA
- Had a career-high three blocks at Virginia Tech
- Had eight points and five rebounds vs. Brown
- Had 15 points (6-7 FG, 3-3 3FG) at Georgia Tech, including the 3-pointer that tied the game with 14.7 seconds remaining in regulation to force overtime
- Had 10 points and six rebounds vs. Hampton
- Made first start of the season vs. Longwood and had his first career double-double (11 points, career-high 10 rebounds) and a career-high three assists
- Had a team-high 12 points on a career-high four 3-pointers at Minnesota
- Had four points and a team-high six rebounds vs. Radford
- Had 15 points and a team-high seven rebounds vs. USF
- Scored 14 points vs. VMI
- Had seven points in the exhibition vs. Shepherd

2008-09 GAME-BY-GAME:

Opponent	GP-GS	FG-FGA	3FG-3FGA	FT-FTA	Off-Def	Total	A	TO	Blk	Stl	PF	Min	Pts
VMI	1-0	6-8	0-1	2-4	0-3	3	0	2	1	0	2	17	14
USF	2-0	4-8	2-3	5-8	0-7	7	1	0	1	1	0	27	15
Radford	3-0	2-6	0-0	3-3	3-3	6	0	2	0	1	4	16	4
Liberty	4-0	0-0	0-0	0-0	1-0	1	0	1	0	0	0	6	0
at Syracuse	5-0	0-2	0-0	0-0	1-1	2	0	0	0	0	0	2	0
at Minnesota	6-0	4-8	4-8	0-0	1-3	4	0	1	0	2	3	22	12
Longwood	7-1	4-12	1-3	2-3	2-8	10	3	0	1	0	2	24	11
Auburn	8-2	0-2	0-1	0-0	0-1	1	0	0	1	0	2	9	0
Hampton	9-3	3-7	1-5	3-5	2-4	6	0	1	1	0	2	22	10
at Georgia Tech	10-3	6-7	3-3	0-0	0-6	6	2	2	0	0	4	24	15
Xavier	11-3	0-1	0-1	0-0	0-0	0	0	1	0	0	2	10	0
Brown	12-3	3-5	1-3	1-2	2-3	5	2	1	1	2	2	23	8
at Va. Tech	13-3	2-8	1-4	0-0	0-2	2	0	1	3	0	4	18	5
N. Carolina	14-3	5-13	0-4	2-2	2-3	5	1	0	2	1	2	26	12
at Maryland	15-3	7-12	4-6	3-3	2-1	3	0	1	1	1	1	26	21
Florida State	16-3	3-5	2-2	2-2	2-0	2	1	2	0	1	2	11	10
at Duke	17-3	0-3	0-0	0-0	1-2	3	0	4	0	0	2	21	0
Boston College	18-4	1-3	0-2	1-2	2-2	4	0	0	0	1	1	13	3
at N. Carolina	19-4	2-8	2-4	0-0	0-2	2	1	2	0	2	3	17	6
at Florida State	20-4	2-6	2-5	0-0	1-0	1	0	1	0	0	2	11	6
Clemson	21-4	4-7	2-4	1-2	1-3	4	2	0	1	0	3	25	11
Virginia Tech	22-4	4-6	3-5	2-2	3-6	9	2	1	0	0	2	28	13
at NC State	23-4	3-6	0-1	0-1	2-3	5	1	0	0	1	1	29	6
Miami	24-4	1-4	0-2	1-2	1-0	1	1	1	0	1	5	17	3
Wake Forest	25-4	0-2	0-2	0-0	1-1	2	1	2	2	0	3	15	0
at Clemson	26-4	1-4	0-2	0-1	0-2	2	1	1	0	1	1	17	2

SINGLE GAME BESTS

POINTS

Season: 21 at Maryland (1/20/09)
 Career: 21 at Maryland (1/20/09)
 ACC: 21 at Maryland (1/20/09)

REBOUNDS

Season: 10 vs. Longwood (12/17/08)
 Career: 10 vs. Longwood (12/17/08)
 ACC: 9 on three occasions

FG MADE

Season: 7 at Maryland (1/20/09)
 Career: 7 at Maryland (1/20/09)
 ACC: 7 at Maryland (1/20/09)

FG ATTEMPTS

Season: 13 vs. North Carolina (1/15/09)
 Career: 13 vs. North Carolina (1/15/09)
 ACC: 13 vs. North Carolina (1/15/09)

3 PT FG MADE

Season: 4 at Minn. (12/2/08), at Md. (1/20/09)
 Career: 4 at Minn. (12/2/08), at Md. (1/20/09)
 ACC: 4 at Maryland (1/20/09)

3 PT FG ATTEMPTS

Season: 8 at Minnesota (12/2/08)
 Career: 8 vs. ODU (3/24/08), at Minn. (12/2/08)
 ACC: 7 at Wake Forest (2/9/08)

FT MADE

Season: 5 vs. USF (11/19/08)
 Career: 5 vs. Hampton (12/19/07), vs. USF (11/19/08)
 ACC: 3 on three occasions

FT ATTEMPTS

Season: 8 vs. USF (11/19/08)
 Career: 8 vs. USF (11/19/08)
 ACC: 4 on four occasions

ASSISTS

Season: 3 vs. Longwood (12/17/08)
 Career: 3 vs. Longwood (12/17/08)
 ACC: 2 on six occasions

TURNOVERS

Season: 4 at Duke (2/1/09)
 Career: 4 at Duke (2/1/09)
 ACC: 4 at Duke (2/1/09)

BLOCKS

Season: 3 at Virginia Tech (1/10/09)
 Career: 3 at Virginia Tech (1/10/09)
 ACC: 3 at Virginia Tech (1/10/09)

STEALS

Season: 2 on three occasions
 Career: 2 on four occasions
 ACC: 2 at North Carolina (2/7/09)

MINUTES

Season: 29 at NC State (2/21/09)
 Career: 30 at Wake Forest (2/9/08)
 ACC: 30 at Wake Forest (2/9/08)

CAREER STATISTICS

Year	G-GS	Min-Avg.	FG-FGA	Pct.	3FG-3FGA	Pct.	FT-FTA	Pct.	Off-Def.	Reb-Avg.	PF-DQ	Ast	TO	Blk	Stl	Pts-Avg
2006-07	29-0	291-10.0	32-73	.438	21-43	.488	15-27	.556	16-44	60-2.1	39-0	3	19	6	3	100-3.4
ACC	13-0	113-8.7	15-32	.469	11-19	.579	8-13	.615	7-20	27-2.1	20-0	0	9	0	1	49-3.8
2007-08	31-3	483-15.6	57-133	.429	31-84	.369	17-24	.708	19-84	103-3.3	62-0	17	21	12	7	162-5.2
ACC	16-2	256-16.0	32-75	.427	18-45	.400	9-14	.643	14-44	58-3.6	26-0	11	11	3	4	91-5.7
2008-09	26-4	476-18.3	67-153	.438	28-71	.394	25-39	.641	30-66	96-3.7	55-1	19	27	15	15	187-7.2
ACC	15-1	298-19.9	41-94	.436	19-46	.413	12-17	.706	18-33	51-3.4	36-1	13	18	9	9	113-7.5
CAREER	86-7	1250-14.5	156-359	.435	80-198	.404	57-90	.633	65-194	259-3.0	156-1	39	67	33	25	449-5.2
ACC	44-3	667-15.2	88-201	.438	48-110	.436	29-44	.659	39-97	136-3.1	82-1	24	38	12	14	253-5.8



SAMMY ZEGLINSKI

#13

Freshman • Guard • 6-0 • 179 • Philadelphia, Pa. • The William Penn Charter School

2008-09 SEASON:

- Leads the team in 3-point field goals made (33), assists (83) and steals (36)
- Had an ACC career-high 15 points (6-6 FG, 3-3 3FG) and six assists vs. Clemson at JPJA
- Had six assists vs. Virginia Tech at JPJA
- Had 11 points, five rebounds and two assists at North Carolina
- Had eight points and five assists at Duke
- Had a career-high five steals vs. Florida State at JPJA
- Had a career-high eight assists at Virginia Tech
- Scored 14 points vs. Brown
- Had eight points and six assists vs. Xavier
- Had nine points, a career-high six rebounds, and six assists at Ga. Tech
- Had 11 points, four assists and four steals vs. Hampton
- Had nine points and five assists (all in the second half) vs. Auburn
- Had 14 points, four rebounds and four assists vs. Longwood
- Had 10 points at Minnesota
- Had 14 points and four rebounds at Syracuse
- Scored a career-high 24 points (8-13 FG, 6-10 3FG) vs. Liberty in 1st career start
- Scored all 24 of his points vs. Liberty in the second half
- Had 11 points and five rebounds vs. Radford
- Had nine points, five rebounds and four assists vs. USF
- Had 11 points, six assists and four rebounds vs. VMI

2008-09 GAME-BY-GAME:

Opponent	GP-GS	FG-FGA	3FG-3FGA	FT-FTA	Off-Def	Total	A	TO	Blk	Stl	PF	Min	Pts
VMI	1-0	4-9	1-2	2-5	0-4	4	6	3	1	2	4	31	11
USF	2-0	2-7	1-3	4-4	1-4	5	4	1	0	1	4	22	9
Radford	3-0	4-8	0-1	3-3	0-5	5	1	2	0	1	3	26	11
Liberty	4-1	8-13	6-10	2-3	0-2	2	4	5	0	2	0	31	24
at Syracuse	5-2	6-12	2-5	0-0	0-4	4	2	5	0	2	5	29	14
at Minnesota	6-3	4-8	2-5	0-0	1-0	1	2	5	0	0	3	27	10
Longwood	7-4	5-8	3-5	1-2	0-4	4	4	3	0	1	3	24	14
Auburn	8-5	4-14	1-8	0-0	0-1	1	5	1	0	1	3	26	9
Hampton	9-6	3-8	3-4	2-2	1-2	3	4	3	1	4	0	30	11
at Georgia Tech	10-7	3-10	3-9	0-0	1-5	6	6	3	0	1	3	39	9
Xavier	11-8	3-12	2-5	0-0	0-2	2	6	2	0	2	5	27	8
Brown	12-9	7-12	0-1	0-0	0-2	2	2	2	0	2	3	29	14
at Va. Tech	13-10	2-7	0-4	0-2	0-2	2	8	2	0	0	2	31	4
N. Carolina	14-11	1-8	1-6	0-0	1-1	2	1	4	0	0	3	26	3
at Maryland	15-12	0-4	0-3	0-0	0-0	0	1	3	0	0	3	19	0
Florida State	16-13	2-5	0-2	4-8	0-2	2	0	4	0	5	2	18	8
at Duke	17-14	4-9	0-3	0-0	1-1	2	5	3	0	2	2	32	8
Boston College	18-15	1-5	0-2	1-2	1-0	1	1	0	0	3	1	14	3
at N. Carolina	19-15	4-11	2-6	1-2	1-4	5	2	1	0	1	2	31	11
at Florida State	20-15	3-9	1-7	0-0	0-2	2	3	1	0	1	2	24	7
Clemson	21-15	6-6	3-3	0-0	0-1	1	6	6	0	1	4	30	15
Virginia Tech	22-15	1-8	1-4	0-0	0-3	3	6	3	0	2	1	28	3
at NC State	23-15	1-4	0-0	0-2	1-1	2	1	2	0	1	2	13	2
Miami	24-15	0-2	0-1	0-0	0-0	0	2	0	0	1	1	10	0
Wake Forest	25-15	2-6	1-3	0-0	0-1	1	1	3	0	0	3	17	5
at Clemson	26-15	2-4	0-1	0-0	0-1	1	0	1	0	0	1	13	4

SINGLE GAME BESTS

POINTS

Season: 24 vs. Liberty (11/25/08)
 Career: 24 vs. Liberty (11/25/08)
 ACC: 15 vs. Clemson (2/15/09)

REBOUNDS

Season: 6 at Georgia Tech (12/28/08)
 Career: 6 at Georgia Tech (12/28/08)
 ACC: 6 at Georgia Tech (12/28/08)

FG MADE

Season: 8 vs. Liberty (11/25/08)
 Career: 8 vs. Liberty (11/25/08)
 ACC: 6 vs. Clemson (2/15/09)

FG ATTEMPTS

Season: 14 vs. Auburn (12/20/08)
 Career: 14 vs. Auburn (12/20/08)
 ACC: 11 at North Carolina (2/7/09)

3 PT FG MADE

Season: 6 vs. Liberty (11/25/08)
 Career: 6 vs. Liberty (11/25/08)
 ACC: 3 at GT (12/28/08), vs. Clemson (2/15/09)

3 PT FG ATTEMPTS

Season: 10 vs. Liberty (11/25/08)
 Career: 10 vs. Liberty (11/25/08)
 ACC: 9 at Georgia Tech (12/28/08)

FT MADE

Season: 4 vs. USF (11/19/08), vs. FSU (1/24/09)
 Career: 4 vs. USF (11/19/08), vs. FSU (1/24/09)
 ACC: 4 vs. Florida State (1/24/09)

FT ATTEMPTS

Season: 8 vs. Florida State (1/24/09)
 Career: 8 vs. Florida State (1/24/09)
 ACC: 8 vs. Florida State (1/24/09)

ASSISTS

Season: 8 at Virginia Tech (1/10/09)
 Career: 8 at Virginia Tech (1/10/09)
 ACC: 8 at Virginia Tech (1/10/09)

TURNOVERS

Season: 6 vs. Clemson (2/15/09)
 Career: 6 vs. Clemson (2/15/09)
 ACC: 6 vs. Clemson (2/15/09)

BLOCKS

Season: 1 vs. VMI (11/16/08), vs. Hampton (12/23/08)
 Career: 1 on three occasions
 ACC: --

STEALS

Season: 5 vs. Florida State (1/24/09)
 Career: 5 vs. Florida State (1/24/09)
 ACC: 5 vs. Florida State (1/24/09)

MINUTES

Season: 39 at Georgia Tech (12/28/08)
 Career: 39 at Georgia Tech (12/28/08)
 ACC: 39 at Georgia Tech (12/28/08)

CAREER STATISTICS

Year	G-GS	Min-Avg.	FG-FGA	Pct.	3FG-3FGA	Pct.	FT-FTA	Pct.	Off-Def.	Reb-Avg.	PF-DQ	Ast	TO	Blk	Stl	Pts-Avg
2007-08	8-0	62-7.8	3-12	.250	1-7	.143	0-2	.000	3-6	9-1.1	8-0	15	9	1	3	7-0.9
ACC	0-0															
2008-09	26-15	647-24.9	82-209	.392	33-103	.320	20-35	.571	9-54	63-2.4	65-2	83	68	2	36	217-8.3
ACC	15-7	345-23.0	32-98	.327	12-54	.222	6-16	.375	6-24	30-2.0	32-0	43	36	0	18	82-5.5
CAREER	34-15	709-20.9	85-221	.385	34-110	.309	20-37	.541	12-60	72-2.1	73-2	98	77	3	39	224-6.6
ACC	15-7	345-23.0	32-98	.327	12-54	.222	6-16	.375	6-24	30-2.0	32-0	43	36	0	18	82-5.5



2008-09 VIRGINIA BASKETBALL

VIRGINIA TEAM AND INDIVIDUAL HIGHS FOR THE 2008-09 SEASON:

TEAM			INDIVIDUAL		
Points:	107	vs. VMI (107-97)	Points:	32	Syven Landesberg vs. Boston College
FG Att:	82	vs. UNC (25-82)	FG Att:	23	Syven Landesberg vs. Boston College
FG Made:	43	vs. VMI (43-79)	FG Made:	13	Syven Landesberg vs. Boston College
FG %:	54.4	vs. VMI (43-79)	FG % ⁽¹⁾ :	100.0	Sammy Zeglinski (6-6) vs. Clemson
3-FG Att:	32	vs. Liberty (13-32)	3-FG Att:	10	Sammy Zeglinski (6-10) vs. Liberty
3-FG Made:	13	vs. Liberty (13-32)	3-FG Made:	6	Sammy Zeglinski (6-10) vs. Liberty
3-FG %:	50.0	at North Carolina (10-20)	3-FG % ⁽²⁾ :	100.0	Jamil Tucker (3-3) at Georgia Tech Sammy Zeglinski (3-3) vs. Clemson
FT Att:	30	vs. Florida St. (24-30)	FT Att:	14	Syven Landesberg (10-14) vs. Auburn Syven Landesberg (14-14) vs. Florida State
FT Made:	24	vs. Florida St. (24-30)	FT Made:	14	Syven Landesberg (14-14) vs. Florida State
FT %:	100.0	vs. Wake Forest (8-8)	FT % ⁽¹⁾ :	100.0	Syven Landesberg (14-14) vs. Florida State
Rebounds:	50	vs. VMI, vs. UNC	Rebounds:	18	Mike Scott vs. VMI
Assists:	24	vs. VMI	Assists:	8	Syven Landesberg vs. VMI Sammy Zeglinski at Virginia Tech
Turnovers:	23	at Duke	Turnovers:	6	Syven Landesberg vs. Longwood, at VT, vs. FSU Sammy Zeglinski vs. Clemson
Blocks:	10	vs. Hampton, at VT	Blocks:	4	Assane Sene vs. Auburn Assane Sene at Virginia Tech
Steals:	13	vs. Boston College	Steals:	5	Sammy Zeglinski vs. Florida State
Fouls:	28	at Georgia Tech			

OPPONENT TEAM AND INDIVIDUAL HIGHS FOR THE 2008-09 SEASON:

TEAM			INDIVIDUAL		
Points:	97	VMI (107-97)	Points:	31	Chavis Holmes, VMI
FG Att:	79	VMI (37-79)	FG Att:	23	Dominique Jones (10-23), USF
FG Made:	37	VMI (37-79)	FG Made:	11	Chavis Holmes (11-20), VMI
FG %:	56.6	Liberty (30-53)	FG % ⁽¹⁾ :	85.7	Trevor Booker (6-7), at Clemson
3-FG Att:	31	VMI (9-31)	3-FG Att:	10	Tay Waller (2-10), Auburn Lewis Clinch (3-10), at Georgia Tech Terrence Oglesby (5-10), Clemson
3-FG Made:	13	Liberty (13-26)	3-FG Made:	6	Kyle Ohman (6-8), Liberty
3-FG %:	53.3	Florida State (8-15)	3-FG % ⁽²⁾ :	100.0	Ty Lawson (3-3), North Carolina
FT Att:	38	at Syracuse (27-38)	FT Att:	17	Tyler Hansbrough (15-17), North Carolina
FT Made:	27	at Syracuse (27-38)	FT Made:	15	Tyler Hansbrough (15-17), North Carolina
FT %:	93.3	VMI (14-15)	FT % ⁽¹⁾ :	100.0	Terrence Oglesby (10-10), at Clemson
Rebounds:	50	at Georgia Tech	Rebounds:	15	Trevor Booker, at Clemson
Assists:	22	at North Carolina	Assists:	11	Eric Hayes, at Maryland
Turnovers:	22	Florida State	Turnovers:	7	Iman Shumpert, at Georgia Tech Javier Gonzalez, at NC State
Blocks:	10	Radford, UNC	Blocks:	6	Eric Hall, Radford
Steals:	15	VMI	Steals:	5	Al Nolen, at Minnesota
Fouls:	28	VMI			

VIRGINIA AND OPPONENT TEAM LOWS FOR THE 2008-09 SEASON:

VIRGINIA			OPPONENT		
Points:	54	at Duke (54-79)	Points:	48	Hampton (74-48)
FG Att:	48	vs. Florida State (17-48)	FG Att:	45	at Syracuse (21-45)
FG Made:	16	at Minnesota (16-51)	FG Made:	18	Brown (18-51)
FG %:	30.5	vs. N.Carolina (25-82)	FG %:	28.8	Hampton (19-66)
3-FG Att:	9	vs. Radford (1-9)	3-FG Att:	9	Wake Forest (2-9)
3-FG Made:	1	vs. Radford (1-9) vs. Boston College (1-14)	3-FG Made:	2	Wake Forest (2-9)
3-FG %:	7.1	vs. Boston College (1-14)	3-FG %:	21.1	Virginia Tech (4-19)
FT Att:	7	at North Carolina (5-7)	FT Att:	9	Brown (7-9)
FT Made:	4	at Florida State (4-8)	FT Made:	5	Hampton (5-12)
FT %:	50.0	at Florida State (4-8)	FT %:	41.7	Hampton (5-12)
Rebounds:	25	vs. Florida State	Rebounds:	23	Liberty, Longwood
Assists:	4	vs. Radford	Assists:	7	Radford
Turnovers:	7	vs. Brown, vs. BC	Turnovers:	9	North Carolina, at Duke
Blocks:	0	at Florida State	Blocks:	0	Liberty
Steals:	2	vs. Longwood, at Ga. Tech	Steals:	2	USF, BC, at NCSU
Fouls:	12	vs. Hampton	Fouls:	9	North Carolina, at North Carolina

(1) - Min. 5 made; (2) Min. 3 made



2008-09 VIRGINIA BASKETBALL

THE CAVALIERS' RECORD IN 2008-09 WHEN UVa:

leads at halftime.....	7-2
trails at halftime.....	1-14
tied at halftime.....	1-1
goes into overtime.....	2-0
leads by 10 or more points.....	7-2
trails by 10 or more points.....	0-14
shoots 50% or better.....	3-1
shoots less than 50%.....	6-16
shoots less than 45%.....	5-14
shoots less than 40%.....	1-8
opponent shoots 50% or better.....	0-6
opponent shoots less than 50%.....	9-11
opponent shoots less than 45%.....	7-8
opponent shoots less than 40%.....	5-1
has higher FG% than opponent.....	7-2
has lower FG% than opponent.....	2-15
has same FG% as opponent.....	0-0
outrebounds its opponent.....	6-8
is outrebounded by opponent.....	2-8
has same rebounds as opponent.....	1-1
has more offensive rebounds than opponent.....	5-9
has fewer offensive rebounds than opponent.....	3-8
has same offensive rebounds as opponent.....	1-0
has fewer turnovers than opponent.....	6-5
has more turnovers than opponent.....	3-10
has same turnovers as opponent.....	0-2
has fewer than 10 turnovers.....	1-1
opponent has fewer than 10 turnovers.....	0-2
shoots more FTs than opponent.....	6-3
shoots fewer FTs than opponent.....	3-14
shoots the same FTs as opponent.....	0-0
has game decided by 10 points or less.....	5-10
has game decided by 5 points or less.....	4-5
scores <60 points.....	0-6
scores 60-69 points.....	1-5
scores 70-79 points.....	4-5
scores 80-89 points.....	2-1
scores 90+ points.....	2-0
allows <60 points.....	2-1
allows 60-69 points.....	3-3
allows 70-79 points.....	1-8
allows 80-89 points.....	2-5
allows 90+ points.....	1-0
wins the tip.....	8-2
loses the tip.....	1-15

VIRGINIA IN ITS 9 WINS:

UVa's FG percentage.....	45.9 (271-590)
UVa's FT percentage.....	71.5 (148-207)
UVa's 3FG percentage.....	31.6 (48-152)
UVa's offensive rebounds /game.....	14.8 (133)
UVa's rebounds/game.....	42.1 (379)
UVa's rebound margin/game.....	+5.8 (42.1-36.3)
UVa's assists/game.....	14.6 (131)
UVa's turnovers/game.....	13.8 (124)
UVa's points/game.....	82.0 (738)
Opponent's FG percentage.....	40.3 (236-585)
Opponent's points/game.....	69.2 (623)
Opponent's turnovers/game.....	15.3 (138)
Opponent's FT attempts/game.....	17.2 (155)

VIRGINIA IN ITS 17 LOSSES:

UVa's FG percentage.....	39.2 (388-990)
UVa's FT percentage.....	75.7 (221-292)
UVa's 3FG percentage.....	30.3 (94-310)
UVa's offensive rebounds /game.....	12.1 (205)
UVa's rebounds/game.....	34.1 (580)
UVa's rebound margin/game.....	-1.2 (34.1-35.3)
UVa's assists/game.....	11.2 (191)
UVa's turnovers/game.....	14.8 (251)
UVa's points/game.....	64.2 (1091)
Opponent's FG percentage.....	46.2 (439-950)
Opponent's points/game.....	74.5 (1267)
Opponent's turnovers/game.....	13.6 (231)
Opponent's FT attempts/game.....	22.4 (380)



2008-09 VIRGINIA BASKETBALL

VIRGINIA'S LEADING PERFORMERS IN 2008-09 ...

OPPONENT	SCORE	POINTS	REBOUNDS	ASSISTS
VMI	107-97	Landesberg (28)	Scott (18)	Landesberg (8)
USF	77-75	Landesberg (21)	Tucker (7)	Zeglinski (4)
Radford	68-66	Landesberg (22)	Tucker (6)	Four players (1)
Liberty	82-86	Zeglinski (24)	Scott (17)	Baker (5)
at Syracuse	70-73	Landesberg (16)	Scott (10)	Scott (4)
at Minnesota	56-66	Tucker (12)	Landesberg (6), Scott (6)	Five Players (2)
Longwood	90-61	Landesberg (20)	Tucker (10)	Zeglinski (4)
Auburn	56-58	Landesberg (22)	Sene (9)	Zeglinski (5)
Hampton	74-48	Scott (17)	Scott (15)	Zeglinski (4)
at Georgia Tech	88-84 (ot)	Landesberg (26)	Scott (10)	Zeglinski (6)
Xavier	70-84	Landesberg (25)	Sene (11)	Zeglinski (6)
Brown	74-50	Scott (15)	Scott (10)	Baker (3)
at Virginia Tech	75-78	Landesberg (20)	Sene (8), Landesberg (8)	Zeglinski (8)
North Carolina	61-83	Tucker (12)	Sene (10)	Farrakhan (4)
at Maryland	78-84	Tucker (21)	Landesberg (11)	Landesberg (3), Baker (3)
Florida State	62-73	Landesberg (24)	Landesberg (6)	Baker (3)
at Duke	54-79	Landesberg (20)	Jones (5)	Zeglinski (5)
Boston College	70-80	Landesberg (32)	Sene (13)	Baker (4)
at North Carolina	61-76	Jones (19)	Landesberg (5), Zeglinski (5)	Landesberg (5), Jones (5)
at Florida State	57-68	Landesberg (14)	Scott (9)	Landesberg (3), Zeglinski (3)
Clemson	85-81 (ot)	Landesberg (23)	Scott (10)	Zeglinski (6)
Virginia Tech	75-61	Landesberg (19)	Landesberg (9), Tucker (9)	Landesberg (6), Zeglinski (6)
at NC State	67-72	Landesberg (16)	Landesberg (8)	Landesberg (6)
Miami	55-62	Jones (16)	Landesberg (7)	Baker (3)
Wake Forest	60-70	Baker (13)	Scott (5), Soroye (5), Landesberg (5)	Landesberg (3)
at Clemson	57-75	Baker (18)	Scott (8)	Baker (3)

ADDITIONAL TEAM INFORMATION ...

Led in scoring:	Landesberg (16), Tucker (3), Baker (2), Jones (2), Scott (2), Zeglinski (1)
Led in rebounding:	Scott (11), Landesberg (9), Sene (5), Tucker (4), Jones (1), Soroye (1), Zeglinski (1)
Led in assists:	Zeglinski (13), Baker (9), Landesberg (8), Scott (3), Farrakhan (2), Diane (1), Jones (1)
20-point or more games (15):	Landesberg (12), Scott (1), Tucker (1), Zeglinski (1)
Double figure scoring (82):	Landesberg (21), Scott (14), Baker (11), Tucker (11), Zeglinski (10), Jones (6), Diane (4), Farrakhan (4), Meyinsse (1)
Double figure rebounds (13):	Scott (8), Sene (3), Landesberg (1), Tucker (1)
Double-doubles (8):	Scott (7), Tucker (1)
Largest halftime lead:	15 vs. Longwood, Dec. 17 (42-27)
Largest halftime deficit:	22 at Duke, Feb. 1 (21-43)
Largest halftime deficit overcome in a victory:	2 vs. Radford, Nov. 21 (27-29)
Largest halftime lead surrendered in a loss:	11 at Syracuse, Nov. 28 (40-29)
Largest deficit overcome in a victory:	8 vs. USF, Nov. 19 (USF led 10-2 @ 14:59 1st half)
Largest lead surrendered in a loss:	13 at Syracuse, Nov. 28 (UVa led 40-27 @ 0:30 1st half)
Largest deficit at any time:	28 vs. Xavier, Jan. 3 (XU led 60-32 @ 13:00 2nd half)
Largest lead at any time:	29 vs. Longwood, Dec. 17 (UVa led 90-61 @ 0:31 2nd half)
Most consecutive points scored:	16 vs. Longwood
Most consecutive points allowed:	19 by Xavier

The Automated ScoreBook
Virginia Season Schedule/Results & Leaders (as of Mar 04, 2009)
All games

RECORD:	OVERALL	HOME	AWAY	NEUTRAL
ALL GAMES	9-17	8-8	1-9	0-0
CONFERENCE	3-12	2-5	1-7	0-0
NON-CONFERENCE	6-5	6-3	0-2	0-0

Date	Opponent	Score	Att. High Points	High Rebounds
11/16/08	VMI	W 107-97	9955 (28)Sylvan Landesberg	(18)Mike Scott
11/19/08	USF	W 77-75	8810 (21)Sylvan Landesberg	(7)Jamil Tucker
11/21/08	RADFORD	W 68-66	10311 (22)Sylvan Landesberg	(6)Jamil Tucker
11/25/08	LIBERTY	82-86 L	9263 (24)Sammy Zeglinski	(17)Mike Scott
11/28/08	at Syracuse	70-73 L	22096 (16)Sylvan Landesberg	(10)Mike Scott
12/02/08	at Minnesota	56-66 L	12424 (12)Jamil Tucker	(6)Sylvan Landesberg (6)Mike Scott
12/17/08	LONGWOOD	W 90-61	8543 (20)Sylvan Landesberg	(10)Jamil Tucker
12/20/08	AUBURN	56-58 L	11070 (22)Sylvan Landesberg	(9)Assane Sene
12/23/08	HAMPTON	W 74-48	9158 (17)Mike Scott	(15)Mike Scott
12/28/08	*at Georgia Tech	WOT 88-84	7230 (26)Sylvan Landesberg	(10)Mike Scott
01/03/09	XAVIER	70-84 L	10174 (25)Sylvan Landesberg	(11)Assane Sene
01/06/09	BROWN	W 74-50	8357 (15)Mike Scott	(10)Mike Scott
01/10/09	*at Virginia Tech	75-78 L	9847 (20)Sylvan Landesberg	(8)Sylvan Landesberg (8)Assane Sene
01/15/09	*NORTH CAROLINA	61-83 L	13811 (12)Jamil Tucker	(10)Assane Sene
01/20/09	*at Maryland	78-84 L	16205 (21)Jamil Tucker	(11)Sylvan Landesberg
01/24/09	*FLORIDA STATE	62-73 L	10981 (24)Sylvan Landesberg	(6)Sylvan Landesberg
2/1/09	*at Duke	54-79 L	9314 (20)Sylvan Landesberg	(5)Jeff Jones
02/04/09	*BOSTON COLLEGE	70-80 L	9631 (32)Sylvan Landesberg	(13)Assane Sene
02/07/09	*at North Carolina	61-76 L	20879 (19)Jeff Jones	(5)Sammy Zeglinski (5)Sylvan Landesberg
02/10/09	*at Florida State	57-68 L	7921 (14)Sylvan Landesberg	(9)Mike Scott
02/15/09	*CLEMSON	WOT 85-81	10971 (23)Sylvan Landesberg	(10)Mike Scott
02/18/08	*VIRGINIA TECH	W 75-61	11174 (19)Sylvan Landesberg	(9)Sylvan Landesberg (9)Jamil Tucker
02/21/09	*at NC State	67-72 L	16353 (16)Sylvan Landesberg	(8)Sylvan Landesberg
02/26/09	*MIAMI	55-62 L	9392 (16)Jeff Jones	(7)Sylvan Landesberg
02/28/09	*WAKE FOREST	60-70 L	11065 (13)Calvin Baker	(5)Mike Scott (5)Sylvan Landesberg
3/3/09	*at Clemson	57-75 L	8150 (18)Calvin Baker	(5)Tunji Soroye (8)Mike Scott

* - Conference game

Attendance Summary	Games	Attend	Avg/Game
Home	16	162666	10167
Away	10	130419	13042
Neutral	0	0	0
Total	26	293085	11272

The Automated ScoreBook
Virginia Points-Rebounds-Assists (as of Mar 04, 2009)
All games

Opponent	Date	Score	02		04		05		12		13		15		21	
			FARRAKHAN	BAKER,CALV	SENE,ASSAN	TUCKER,JAM	ZEGLINSKI,	LANDESBER	SOROYE,TUN							
VMI	11/16/08	107-97	w	2-0-0	4-5-7	DNP	14-3-0	11-4-6	28-8-8	DNP						
USF	11/19/08	77-75	w	0-0-0	3-1-2	DNP	15-7-1	9-5-4	21-4-0	3-6-0						
RADFORD	11/21/08	68-66	w	0-1-0	9-0-1	DNP	4-6-0	11-5-1	22-4-0	8-5-0						
LIBERTY	11/25/08	82-86	L	5-0-1	15-3-5	DNP	0-1-0	24-2-4	17-9-2	DNP						
at Syracuse	11/28/08	70-73	L	2-0-0	14-3-3	1-1-1	0-2-0	14-4-2	16-3-3	0-1-0						
at Minnesota	12/02/08	56-66	L	4-2-2	9-2-2	2-4-0	12-4-0	10-1-2	10-6-2	DNP						
LONGWOOD	12/17/08	90-61	w	5-0-0	14-6-3	6-5-1	11-10-3	14-4-4	20-9-1	DNP						
AUBURN	12/20/08	56-58	L	DNP	9-4-4	2-9-2	0-1-0	9-1-5	22-6-1	DNP						
HAMPTON	12/23/08	74-48	w	10-1-2	5-3-3	2-6-0	10-6-0	11-3-4	9-3-3	2-1-1						
at Georgia Tech	12/28/08	88-84	w	12-1-1	13-5-0	2-1-0	15-6-2	9-6-6	26-6-5	0-0-0						
XAVIER	01/03/09	70-84	L	5-1-0	0-1-0	6-11-1	0-0-0	8-2-6	25-7-4	0-0-0						
BROWN	01/06/09	74-50	w	9-1-1	0-2-3	6-3-1	8-5-2	14-2-2	4-5-0	DNP						
at Virginia Tech	01/10/09	75-78	L	17-0-0	3-1-2	6-8-0	5-2-0	4-2-8	20-8-5	0-1-0						
NORTH CAROLINA	01/15/09	61-83	L	10-1-4	11-1-2	2-10-0	12-5-1	3-2-1	2-4-1	DNP						
at Maryland	01/20/09	78-84	L	2-1-1	16-0-3	4-7-0	21-3-0	0-0-1	7-11-3	DNP						
FLORIDA STATE	01/24/09	62-73	L	0-1-0	6-4-3	0-1-0	10-2-1	8-2-0	24-6-2	0-0-0						
at Duke	2/1/09	54-79	L	2-1-1	3-2-1	4-2-0	0-3-0	8-2-5	20-2-1	DNP						
BOSTON COLLEGE	02/04/09	70-80	L	0-0-0	8-0-4	5-13-0	3-4-0	3-1-1	32-6-3	DNP						
at North Carolina	02/07/09	61-76	L	DNP	3-3-2	0-3-0	6-2-1	11-5-2	16-5-5	2-3-0						
at Florida State	02/10/09	57-68	L	0-1-0	8-2-1	2-5-0	6-1-0	7-2-3	14-6-3	4-3-0						
CLEMSON	02/15/09	85-81	w	DNP	4-3-1	0-0-0	11-4-2	15-1-6	23-4-3	2-4-0						
VIRGINIA TECH	02/18/08	75-61	w	DNP	10-2-2	4-4-0	13-9-2	3-3-6	19-9-6	6-2-0						
at NC State	02/21/09	67-72	L	0-0-0	13-2-5	2-3-0	6-5-1	2-2-1	16-8-6	0-1-0						
MIAMI	02/26/09	55-62	L	2-1-0	11-0-3	0-3-0	3-1-1	0-0-2	13-7-0	2-3-0						
WAKE FOREST	02/28/09	60-70	L	DNP	13-1-1	DNP	0-2-1	5-1-1	10-5-3	4-5-0						
at Clemson	3/3/09	57-75	L	2-1-0	18-1-3	DNP	2-2-1	4-1-0	3-7-1	0-3-0						

Opponent	Date	Score	22		23		24		25		32		45		55	
			SHERRILL,W	JONES,JEFF	DIANE,MAMA	BRANDENBU	SCOTT,MIKE	TAT,SOLOMO	MEYINSSE,J							
VMI	11/16/08	107-97	w	DNP	8-3-2	14-7-1	DNP	26-18-0	DNP	DNP						
USF	11/19/08	77-75	w	DNP	3-0-1	13-3-1	DNP	10-6-1	DNP	0-0-0						
RADFORD	11/21/08	68-66	w	0-3-0	6-2-0	3-5-1	0-1-0	5-5-1	0-0-0	0-0-0						
LIBERTY	11/25/08	82-86	L	DNP	10-1-3	0-2-2	DNP	9-17-1	0-0-0	2-1-0						
at Syracuse	11/28/08	70-73	L	DNP	3-2-1	0-2-0	DNP	10-10-4	DNP	10-8-0						
at Minnesota	12/02/08	56-66	L	DNP	DNP	4-1-1	DNP	0-6-2	DNP	5-5-0						
LONGWOOD	12/17/08	90-61	w	0-0-0	7-3-0	3-1-0	2-1-0	8-6-0	DNP	0-1-0						
AUBURN	12/20/08	56-58	L	DNP	5-1-1	0-0-0	DNP	9-3-0	DNP	0-1-0						
HAMPTON	12/23/08	74-48	w	0-0-1	2-1-1	4-3-0	2-2-0	17-15-1	DNP	0-0-0						
at Georgia Tech	12/28/08	88-84	w	DNP	0-0-0	0-1-1	DNP	11-10-1	DNP	0-2-0						
XAVIER	01/03/09	70-84	L	DNP	1-0-0	7-2-0	DNP	16-5-0	2-2-1	0-0-0						
BROWN	01/06/09	74-50	w	0-0-0	3-3-0	7-1-1	2-1-0	15-10-0	2-1-1	4-3-1						
at Virginia Tech	01/10/09	75-78	L	DNP	DNP	4-2-0	DNP	16-6-0	DNP	0-0-0						
NORTH CAROLINA	01/15/09	61-83	L	0-0-0	6-4-0	4-5-0	0-0-0	11-7-0	0-0-0	0-1-0						
at Maryland	01/20/09	78-84	L	DNP	0-0-0	9-1-2	0-0-0	16-10-0	0-0-0	3-1-0						
FLORIDA STATE	01/24/09	62-73	L	DNP	8-1-0	3-1-1	DNP	2-4-1	DNP	1-2-0						
at Duke	2/1/09	54-79	L	0-0-0	3-5-2	0-2-0	DNP	10-4-0	0-2-0	4-2-0						
BOSTON COLLEGE	02/04/09	70-80	L	DNP	10-5-0	0-0-0	DNP	7-0-0	2-2-0	0-0-0						
at North Carolina	02/07/09	61-76	L	0-0-0	19-4-5	DNP	0-0-0	2-2-1	2-2-1	DNP						
at Florida State	02/10/09	57-68	L	DNP	8-4-1	DNP	DNP	8-9-1	0-3-0	DNP						
CLEMSON	02/15/09	85-81	w	DNP	12-1-3	DNP	DNP	18-10-3	0-1-1	DNP						
VIRGINIA TECH	02/18/08	75-61	w	0-0-0	8-1-1	DNP	DNP	10-4-1	2-0-0	DNP						
at NC State	02/21/09	67-72	L	DNP	9-0-0	11-1-0	DNP	8-1-0	0-0-0	DNP						
MIAMI	02/26/09	55-62	L	DNP	16-4-0	0-1-1	DNP	8-4-1	0-2-0	DNP						
WAKE FOREST	02/28/09	60-70	L	DNP	8-3-2	12-2-1	DNP	8-5-0	0-0-0	DNP						
at Clemson	3/3/09	57-75	L	1-0-0	11-0-0	0-0-0	2-1-0	13-8-1	1-1-1	DNP						

The Automated ScoreBook
Virginia Team Game-by-Game Comparison (as of Mar 04, 2009)
All games

Opponent	1st	2nd	Score	Mar	Total FG	FG Pct	3-Pointers	3FG Pct	Free Throws	FT Pct	Rebounds	Assist	T/Over	Block	Steal	Fouls
VMI	51/45	56/52	107-97	+10	43-79/37-79	.544/.468	3-16/9-31	.188/.290	18-28/14-15	.643/.933	50/35 +15	24/17	20/19	4/3	12/15	14/28
USF	34/34	43/41	77-75	+2	27-67/32-65	.403/.492	5-19/5-15	.263/.333	18-28/6-12	.643/.500	39/39 -	10/13	10/14	3/4	8/2	15/19
RADFORD	27/29	41/37	68-66	+2	24-65/24-62	.369/.387	1-9/4-12	.111/.333	19-24/14-25	.792/.560	43/40 +3	4/7	14/15	3/10	6/3	24/25
LIBERTY	32/35	50/51	82-86	(4)	27-58/30-53	.466/.566	13-32/13-26	.406/.500	15-19/13-20	.789/.650	37/23 +14	18/21	14/11	1/0	5/5	18/17
Syracuse	40/29	30/44	70-73	(3)	27-64/21-45	.422/.467	4-14/4-13	.286/.308	12-17/27-38	.706/.711	38/33 +5	14/15	12/15	2/9	10/6	27/15
Minnesota	29/32	27/34	56-66	(10)	16-51/22-53	.314/.415	6-20/6-24	.300/.250	18-22/16-21	.818/.762	40/32 +8	11/15	19/12	2/7	5/10	20/15
LONGWOOD	42/27	48/34	90-61	+29	33-64/25-65	.516/.385	6-16/5-22	.375/.227	18-24/6-11	.750/.545	49/23 +26	12/12	17/13	5/5	2/6	14/21
AUBURN	21/32	35/26	56-58	(2)	18-49/22-64	.367/.344	5-18/6-27	.278/.222	15-21/8-15	.714/.533	30/44 (14)	13/9	12/12	6/4	8/6	14/17
HAMPTON	38/27	36/21	74-48	+26	25-62/19-66	.403/.288	7-23/5-22	.304/.227	17-20/5-12	.850/.417	47/37 +10	16/11	13/14	10/7	6/6	12/18
Georgia Tech	44/37	30/37	88-84	+4	31-70/31-72	.443/.431	9-23/6-18	.391/.333	17-22/16-33	.773/.485	42/50 (8)	16/11	13/12	6/4	2/7	28/21
XAVIER	26/42	44/42	70-84	(14)	24-64/29-65	.375/.446	5-15/9-22	.333/.409	17-21/17-25	.810/.680	35/44 (9)	12/15	12/10	3/5	4/4	23/19
BROWN	39/29	35/21	74-50	+24	29-62/18-51	.468/.353	3-13/7-17	.231/.412	13-21/7-9	.619/.778	41/29 +12	12/12	7/17	6/4	9/5	15/14
Virginia Tech	33/40	42/38	75-78	(3)	29-55/28-63	.527/.444	7-17/5-10	.412/.500	10-15/17-25	.667/.680	33/32 +1	15/12	17/11	10/3	3/7	23/15
NORTH CAROLINA	36/50	25/33	61-83	(22)	25-82/27-64	.305/.422	4-27/5-14	.148/.357	7-9/24-28	.778/.857	50/47 +3	9/21	10/9	6/10	4/3	17/9
Maryland	30/45	48/39	78-84	(6)	27-59/29-54	.458/.537	6-20/5-10	.300/.500	18-21/21-24	.857/.875	35/25 +10	10/20	19/13	2/3	3/11	21/16
FLORIDA STATE	16/30	46/43	62-73	(11)	17-48/27-54	.354/.500	4-14/8-15	.286/.533	24-30/11-13	.800/.846	25/31 (6)	8/16	19/22	4/4	12/9	13/22
Duke	21/43	33/36	54-79	(25)	21-49/31-67	.429/.463	3-12/9-27	.250/.333	9-13/8-14	.692/.571	29/34 (5)	10/15	23/9	3/3	4/9	18/17
BOSTON COLLEGE	22/42	48/38	70-80	(10)	23-69/24-47	.333/.511	1-14/6-17	.071/.353	23-29/26-31	.793/.839	32/41 (9)	8/13	7/20	5/5	13/2	26/22
North Carolina	25/33	36/43	61-76	(15)	23-63/28-67	.365/.418	10-20/9-25	.500/.360	5-7/11-17	.714/.647	34/46 (12)	17/22	12/12	3/6	9/5	16/9
Florida State	22/20	35/48	57-68	(11)	23-67/23-47	.343/.489	7-27/9-21	.259/.429	4-8/13-19	.500/.684	42/30 +12	9/18	14/11	0/6	6/8	22/11
CLEMSON	33/25	41/49	85-81	+4	34-64/28-65	.531/.431	7-15/9-26	.467/.346	10-16/16-21	.625/.762	30/37 (7)	19/13	20/21	3/2	7/10	20/19
VIRGINIA TECH	39/29	36/32	75-61	+14	25-57/22-60	.439/.367	7-18/4-19	.389/.211	18-24/13-17	.750/.765	38/37 +1	18/10	10/13	3/5	3/5	18/23
NC State	29/33	38/39	67-72	(5)	25-57/25-47	.439/.532	5-12/8-18	.417/.444	12-18/14-22	.667/.636	32/32 -	13/13	13/20	2/6	11/2	20/18
MIAMI	29/29	26/33	55-62	(7)	20-50/22-50	.400/.440	5-16/7-18	.313/.389	10-11/11-13	.909/.846	33/28 +5	8/14	16/13	5/3	7/7	13/12
WAKE FOREST	24/30	36/40	60-70	(10)	23-56/25-58	.411/.431	6-22/2-9	.273/.222	8-8/18-30	.000/.600	28/42 (14)	9/8	17/15	6/5	6/8	22/12
Clemson	31/32	26/43	57-75	(18)	20-49/26-52	.408/.500	3-10/4-16	.300/.250	14-23/19-25	.609/.760	27/36 (9)	7/18	15/16	4/6	6/8	21/21

Note: Game totals are displayed in the format TEAM/OPPONENT for each category

The Automated ScoreBook
Virginia Game-by-Game Highs (as of Mar 04, 2009)
All games

Opponent	Date	Score	Points	Rebounds	Assists	Steals	Blocked shots
VMI	11/16/08	107-97	28-Sylven Landesberg	18-Mike Scott	8-Sylven Landesberg	4-Calvin Baker	1-Sammy Zeglinski Mamadi Diane Jamil Tucker Jeff Jones
USF	11/19/08	77-75	21-Sylven Landesberg	7-Jamil Tucker	4-Sammy Zeglinski	3-Sylven Landesberg	2-Tunji Soroye
RADFORD	11/21/08	68-66	22-Sylven Landesberg	6-Jamil Tucker	1-Sammy Zeglinski Calvin Baker Mamadi Diane Mike Scott	2-Tunji Soroye	2-Tunji Soroye
LIBERTY	11/25/08	82-86	24-Sammy Zeglinski	17-Mike Scott	5-Calvin Baker	2-Jeff Jones Sammy Zeglinski	1-Mamadi Diane
at Syracuse	11/28/08	70-73	16-Sylven Landesberg	10-Mike Scott	4-Mike Scott	4-Calvin Baker	1-Jerome Meyinsse Assane Sene
at Minnesota	12/02/08	56-66	12-Jamil Tucker	6-Mike Scott Sylven Landesberg	2-Sammy Zeglinski Mike Scott Sylven Landesberg Mustapha Farrakhan Calvin Baker	2-Mustapha Farrakhan Jamil Tucker	1-Mamadi Diane Jerome Meyinsse
LONGWOOD	12/17/08	90-61	20-Sylven Landesberg	10-Jamil Tucker	4-Sammy Zeglinski	1-Calvin Baker Sammy Zeglinski	2-Assane Sene
AUBURN	12/20/08	56-58	22-Sylven Landesberg	9-Assane Sene	5-Sammy Zeglinski	3-Mike Scott	4-Assane Sene
HAMPTON	12/23/08	74-48	17-Mike Scott	15-Mike Scott	4-Sammy Zeglinski	4-Sammy Zeglinski	2-Mike Scott Jerome Meyinsse Assane Sene Tunji Soroye
at Georgia Tech	12/28/08	88-84	26-Sylven Landesberg	10-Mike Scott	6-Sammy Zeglinski	1-Calvin Baker Sammy Zeglinski	2-Mike Scott Jerome Meyinsse Assane Sene
XAVIER	01/03/09	70-84	25-Sylven Landesberg	11-Assane Sene	6-Sammy Zeglinski	2-Sammy Zeglinski	2-Assane Sene
BROWN	01/06/09	74-50	15-Mike Scott	10-Mike Scott	3-Calvin Baker	2-Sammy Zeglinski Jamil Tucker Calvin Baker	3-Assane Sene
at Virginia Tech	01/10/09	75-78	20-Sylven Landesberg	8-Assane Sene Sylven Landesberg	8-Sammy Zeglinski	1-Sylven Landesberg Mamadi Diane Jerome Meyinsse	4-Assane Sene
NORTH CAROLINA	01/15/09	61-83	12-Jamil Tucker	10-Assane Sene	4-Mustapha Farrakhan	2-Calvin Baker	2-Jamil Tucker Mustapha Farrakhan
at Maryland	01/20/09	78-84	21-Jamil Tucker	11-Sylven Landesberg	3-Calvin Baker Sylven Landesberg	1-Mamadi Diane Jamil Tucker Mike Scott	1-Mamadi Diane Jamil Tucker
FLORIDA STATE	01/24/09	62-73	24-Sylven Landesberg	6-Sylven Landesberg	3-Calvin Baker	5-Sammy Zeglinski	3-Assane Sene
at Duke	2/1/09	54-79	20-Sylven Landesberg	5-Jeff Jones	5-Sammy Zeglinski	2-Sammy Zeglinski	2-Mamadi Diane
BOSTON COLLEGE	02/04/09	70-80	32-Sylven Landesberg	13-Assane Sene	4-Calvin Baker	3-Sammy Zeglinski Sylven Landesberg Jeff Jones Calvin Baker	2-Calvin Baker Assane Sene
at North Carolina	02/07/09	61-76	19-Jeff Jones	5-Sylven Landesberg Sammy Zeglinski	5-Jeff Jones Sylven Landesberg	2-John Brandenburg Jamil Tucker	1-Assane Sene Jeff Jones John Brandenburg
at Florida State	02/10/09	57-68	14-Sylven Landesberg	9-Mike Scott	3-Sylven Landesberg Sammy Zeglinski	2-Sylven Landesberg	None
CLEMSON	02/15/09	85-81	23-Sylven Landesberg	10-Mike Scott	6-Sammy Zeglinski	3-Sylven Landesberg Mike Scott	1-Jamil Tucker Assane Sene

The Automated ScoreBook
Virginia Game-by-Game Highs (as of Mar 04, 2009)
All games

Opponent	Date	Score	Points	Rebounds	Assists	Steals	Blocked shots
VIRGINIA TECH	02/18/08	75-61	19-Sylvan Landesberg	9-Jamil Tucker Sylvan Landesberg	6-Sylvan Landesberg Sammy Zeglinski	2-Sammy Zeglinski	Tunji Soroye 2-Assane Sene
at NC State	02/21/09	67-72	16-Sylvan Landesberg	8-Sylvan Landesberg	6-Sylvan Landesberg	3-Calvin Baker	1-Assane Sene Tunji Soroye
MIAMI	02/26/09	55-62	16-Jeff Jones	7-Sylvan Landesberg	3-Calvin Baker	2-Jeff Jones	2-Assane Sene Tunji Soroye
WAKE FOREST	02/28/09	60-70	13-Calvin Baker	5-Tunji Soroye Sylvan Landesberg Mike Scott	3-Sylvan Landesberg	2-Mamadi Diane	2-Jamil Tucker Mike Scott Tunji Soroye
at Clemson	3/3/09	57-75	18-Calvin Baker	8-Mike Scott	3-Calvin Baker	3-Calvin Baker	3-Tunji Soroye

The Automated ScoreBook
Virginia Team Game-by-Game (as of Mar 04, 2009)
All games

TEAM STATISTICS

Opponent	Date	Score		Total		3-Pointers		Free throws		Rebounds				pf	a	t/o	blk	stl	pts	avg
				fg-fga	pct	3fg-fga	pct	ft-fa	pct	off	def	tot	avg							
VMI	11/16/08	107-97	W	43-79	.544	3-16	.188	18-28	.643	23	27	50	50.0	14	24	20	4	12	107	107.0
USF	11/19/08	77-75	W	27-67	.403	5-19	.263	18-28	.643	17	22	39	44.5	15	10	10	3	8	77	92.0
RADFORD	11/21/08	68-66	W	24-65	.369	1-9	.111	19-24	.792	16	27	43	44.0	24	4	14	3	6	68	84.0
LIBERTY	11/25/08	82-86	L	27-58	.466	13-32	.406	15-19	.789	11	26	37	42.2	18	18	14	1	5	82	83.5
at Syracuse	11/28/08	70-73	L	27-64	.422	4-14	.286	12-17	.706	13	25	38	41.4	27	14	12	2	10	70	80.8
at Minnesota	12/02/08	56-66	L	16-51	.314	6-20	.300	18-22	.818	14	26	40	41.2	20	11	19	2	5	56	76.7
LONGWOOD	12/17/08	90-61	W	33-64	.516	6-16	.375	18-24	.750	13	36	49	42.3	14	12	17	5	2	90	78.6
AUBURN	12/20/08	56-58	L	18-49	.367	5-18	.278	15-21	.714	2	28	30	40.8	14	13	12	6	8	56	75.8
HAMPTON	12/23/08	74-48	W	25-62	.403	7-23	.304	17-20	.850	16	31	47	41.4	12	16	13	10	6	74	75.6
at Georgia Tech	12/28/08	88-84	Wot	31-70	.443	9-23	.391	17-22	.773	11	31	42	41.5	28	16	13	6	2	88	76.8
XAVIER	01/03/09	70-84	L	24-64	.375	5-15	.333	17-21	.810	12	23	35	40.9	23	12	12	3	4	70	76.2
BROWN	01/06/09	74-50	W	29-62	.468	3-13	.231	13-21	.619	14	27	41	40.9	15	12	7	6	9	74	76.0
at Virginia Tech	01/10/09	75-78	L	29-55	.527	7-17	.412	10-15	.667	7	26	33	40.3	23	15	17	10	3	75	75.9
NORTH CAROLINA	01/15/09	61-83	L	25-82	.305	4-27	.148	7-9	.778	24	26	50	41.0	17	9	10	6	4	61	74.9
at Maryland	01/20/09	78-84	L	27-59	.458	6-20	.300	18-21	.857	16	19	35	40.6	21	10	19	2	3	78	75.1
FLORIDA STATE	01/24/09	62-73	L	17-48	.354	4-14	.286	24-30	.800	12	13	25	39.6	13	8	19	4	12	62	74.2
at Duke	2/1/09	54-79	L	21-49	.429	3-12	.250	9-13	.692	8	21	29	39.0	18	10	23	3	4	54	73.1
BOSTON COLLEGE	02/04/09	70-80	L	23-69	.333	1-14	.071	23-29	.793	18	14	32	38.6	26	8	7	5	13	70	72.9
at North Carolina	02/07/09	61-76	L	23-63	.365	10-20	.500	5-7	.714	8	26	34	38.4	16	17	12	3	9	61	72.3
at Florida State	02/10/09	57-68	L	23-67	.343	7-27	.259	4-8	.500	21	21	42	38.5	22	9	14	0	6	57	71.5
CLEMSON	02/15/09	85-81	Wot	34-64	.531	7-15	.467	10-16	.625	8	22	30	38.1	20	19	20	3	7	85	72.1
VIRGINIA TECH	02/18/08	75-61	W	25-57	.439	7-18	.389	18-24	.750	15	23	38	38.1	18	18	10	3	3	75	72.3
at NC State	02/21/09	67-72	L	25-57	.439	5-12	.417	12-18	.667	13	19	32	37.9	20	13	13	2	11	67	72.0
MIAMI	02/26/09	55-62	L	20-50	.400	5-16	.313	10-11	.909	12	21	33	37.7	13	8	16	5	7	55	71.3
WAKE FOREST	02/28/09	60-70	L	23-56	.411	6-22	.273	8-8	1.000	5	23	28	37.3	22	9	17	6	6	60	70.9
at Clemson	3/3/09	57-75	L	20-49	.408	3-10	.300	14-23	.609	9	18	27	36.9	21	7	15	4	6	57	70.3
Virginia		1829		659-1580	.417	142-462	.307	369-499	.739	338	621	959	36.9	494	322	375	107	171	1829	70.3
Opponents		1890		675-1535	.440	169-494	.342	371-535	.693	302	625	927	35.7	455	371	369	129	169	1890	72.7

Games played: 26
Points/game: 70.3
FG Pct: 41.7
3FG Pct: 30.7
FT Pct: 73.9

Rebounds/game: 36.9
Assists/game: 12.4
Turnovers/game: 14.4
Assist/turnover ratio: 0.9
Steals/game: 6.6
Blocks/game: 4.1

The Automated ScoreBook
Virginia Overall Team Statistics (as of Mar 04, 2009)
All games

TEAM STATISTICS	VA	OPP
SCORING	1829	1890
Points per game	70.3	72.7
Scoring margin	-2.3	-
FIELD GOALS-ATT	659-1580	675-1535
Field goal pct	.417	.440
3 POINT FG-ATT	142-462	169-494
3-point FG pct	.307	.342
3-pt FG made per game	5.5	6.5
FREE THROWS-ATT	369-499	371-535
Free throw pct	.739	.693
F-Throws made per game	14.2	14.3
REBOUNDS	959	927
Rebounds per game	36.9	35.7
Rebounding margin	+1.2	-
ASSISTS	322	371
Assists per game	12.4	14.3
TURNOVERS	375	369
Turnovers per game	14.4	14.2
Turnover margin	-0.2	-
Assist/turnover ratio	0.9	1.0
STEALS	171	169
Steals per game	6.6	6.5
BLOCKS	107	129
Blocks per game	4.1	5.0
WINNING STREAK	0	-
Home win streak	0	-
ATTENDANCE	162666	130419
Home games-Avg/Game	16-10167	10-13042
Neutral site-Avg/Game	-	0-0

Score by Periods	1st	2nd	OT	Totals
Virginia	813	991	25	1829
Opponents	879	994	17	1890

The Automated ScoreBook
Virginia Season Box Score (as of Mar 04, 2009)
All games

RECORD:	OVERALL	HOME	AWAY	NEUTRAL
ALL GAMES	9-17	8-8	1-9	0-0
CONFERENCE	3-12	2-5	1-7	0-0
NON-CONFERENCE	6-5	6-3	0-2	0-0

#	Player	gp-gs	min	avg	Total		3-Point		F-Throw		Rebounds								pts	avg		
					fg-fga	fg%	3fg-fga	3fg%	ft-fa	ft%	off	def	tot	avg	pf	dq	a	to			blk	stl
15	Sylvén Landesberg	26-25	888	34.2	143-327	.437	15-49	.306	138-171	.807	45	113	158	6.1	47	1	71	71	3	26	439	16.9
	Conference-Only...	15-15	538	35.9	84-202	.416	9-31	.290	68-84	.810	26	68	94	6.3	27	0	47	47	1	15	245	16.3
32	Mike Scott	26-18	706	27.2	107-193	.554	2-6	.333	57-76	.750	87	98	185	7.1	62	1	20	41	9	23	273	10.5
	Conference-Only...	15-7	394	26.3	56-104	.538	2-2	1.000	34-46	.739	44	40	84	5.6	40	1	10	26	5	13	148	9.9
04	Calvin Baker	26-20	640	24.6	78-193	.404	20-66	.303	46-53	.868	6	51	57	2.2	50	2	66	66	5	32	222	8.5
	Conference-Only...	15-10	379	25.3	50-115	.435	14-37	.378	26-28	.929	4	23	27	1.8	31	0	33	39	4	18	140	9.3
13	Sammy Zeglinski	26-15	647	24.9	82-209	.392	33-103	.320	20-35	.571	9	54	63	2.4	65	2	83	68	2	36	217	8.3
	Conference-Only...	15-7	345	23.0	32-98	.327	12-54	.222	6-16	.375	6	24	30	2.0	32	0	43	36	0	18	82	5.5
12	Jamil Tucker	26-4	476	18.3	67-153	.438	28-71	.394	25-39	.641	30	66	96	3.7	55	1	19	27	15	15	187	7.2
	Conference-Only...	15-1	298	19.9	41-94	.436	19-46	.413	12-17	.706	18	33	51	3.4	36	1	13	18	9	9	113	7.5
23	Jeff Jones	24-8	476	19.8	59-168	.351	26-88	.295	22-26	.846	7	41	48	2.0	30	0	23	15	3	13	166	6.9
	Conference-Only...	14-8	304	21.7	42-109	.385	17-54	.315	17-20	.850	5	27	32	2.3	20	0	14	10	2	9	118	8.4
24	Mamadi Diane	22-10	351	16.0	41-120	.342	5-39	.128	11-18	.611	18	25	43	2.0	32	0	13	22	8	12	98	4.5
	Conference-Only...	11-5	133	12.1	18-46	.391	3-16	.188	4-6	.667	4	12	16	1.5	14	0	6	11	4	6	43	3.9
02	Mustapha Farrakhan	21-2	214	10.2	29-88	.330	13-39	.333	18-18	1.000	4	10	14	0.7	27	1	13	17	2	3	89	4.2
	Conference-Only...	11-0	124	11.3	15-52	.288	8-26	.308	9-9	1.000	2	6	8	0.7	16	1	7	9	2	1	47	4.3
05	Assane Sene	20-16	371	18.6	25-64	.391	0-0	.000	6-21	.286	35	64	99	5.0	58	2	6	15	34	0	56	2.8
	Conference-Only...	13-12	244	18.8	15-42	.357	0-0	.000	1-8	.125	24	36	60	4.6	35	1	0	11	20	0	31	2.4
21	Tunji Soroye	16-3	171	10.7	13-22	.591	0-0	.000	7-12	.583	17	21	38	2.4	28	1	1	10	16	5	33	2.1
	Conference-Only...	11-2	115	10.5	8-12	.667	0-0	.000	4-8	.500	12	13	25	2.3	20	1	0	8	10	2	20	1.8
55	Jerome Meyinsse	17-1	149	8.8	8-20	.400	0-0	.000	13-22	.591	13	14	27	1.6	17	0	1	8	7	1	29	1.7
	Conference-Only...	7-0	58	8.3	2-6	.333	0-0	.000	4-6	.667	3	5	8	1.1	10	0	0	0	3	1	8	1.1
25	John Brandenburg	8-0	26	3.3	3-5	.600	0-0	.000	2-2	1.000	1	5	6	0.8	5	0	0	1	3	2	8	1.0
	Conference-Only...	4-0	12	3.0	0-0	.000	0-0	.000	2-2	1.000	0	1	1	0.3	2	0	0	1	2	2	2	0.5
45	Solomon Tat	16-8	117	7.3	4-15	.267	0-0	.000	3-4	.750	6	10	16	1.0	15	1	5	9	0	3	11	0.7
	Conference-Only...	12-8	101	8.4	3-14	.214	0-0	.000	1-2	.500	6	7	13	1.1	13	1	3	9	0	2	7	0.6
22	Will Sherrill	9-0	18	2.0	0-3	.000	0-1	.000	1-2	.500	2	1	3	0.3	2	0	1	2	0	0	1	0.1
	Conference-Only...	5-0	5	1.0	0-1	.000	0-1	.000	1-2	.500	0	0	0	0.0	1	0	0	0	0	0	1	0.2
	Team										58	48	106		1			3				
	Team										33	28	61		1							
	Total.....	26	5250		659-1580	.417	142-462	.307	369-499	.739	338	621	959	36.9	494	12	322	375	107	171	1829	70.3
	Conference-Only...	15	3050		366-895	.409	84-267	.315	189-254	.744	187	323	510	34.0	298	6	176	225	62	96	1005	67.0
	Opponents.....	26	5250		675-1535	.440	169-494	.342	371-535	.693	302	625	927	35.7	455	-	371	369	129	169	1890	72.7
	Conference-Only...	15	3050		396-867	.457	96-263	.365	238-332	.717	184	364	548	36.5	247	3	224	217	71	101	1126	75.1

Score by Periods	1st	2nd	OT	Totals
Virginia	813	991	25	1829
Opponents	879	994	17	1890