



2008-09 VIRGINIA BASKETBALL



VIRGINIA CAVALIERS (3-0)

vs.

LIBERTY FLAMES (1-1)



Nov. 25, 2008 • John Paul Jones Arena • Charlottesville, Va.

GAME INFORMATION

Radio: Virginia Sports Network (Dave Koehn, Cory Alexander)
TV: none
Web: ACC Select Webcast (www.accselect.com)

Tonight's Game

- The Cavaliers conclude their four-game season-opening homestand tonight vs. Liberty
- Virginia looks to open the season 4-0 for the third consecutive year and the fifth time in the past six years

About the Cavaliers

- Virginia opened the season with home wins over VMI, USF and Radford
- Five Cavaliers are averaging double figures in scoring
- UVa is led by Sylven Landesberg, who leads the ACC in scoring at 23.7 points per game

About the Flames

- Liberty is 1-1 after a win over Montreat (NAIA) and a loss at UNC Asheville
- The Flames were fourth in the preseason Big South poll
- Liberty is led in scoring by freshman guard Seth Curry (20.5 ppg), younger brother of Davidson All-American Stephen Curry
- Senior guard Anthony Smith (19.0 ppg) was the preseason Big South Player of the Year

Series History

- Virginia leads the series 6-1 (all of the games have been played in Charlottesville)
- The Cavaliers have won the last three meetings

Close Wins

- Virginia has won its first three games of the season by a combined 14 points
- It marks the first time in school history that the Cavaliers have opened a season with three victories of 10 points or less
- Virginia is already halfway to its total of wins by 10 or less for all of last season (six)

PROBABLE STARTERS/KEY RESERVES

No.	Pos.	Yr.	Player	PPG	RPG	APG	Notable
4	G	Jr.	Calvin Baker	5.3	2.0	3.3	Career-high 7 assists vs. VMI
15	G	Fr.	Sylven Landesberg	23.7	5.3	2.7	Nation's Top True Freshman Scorer (23.7 ppg)
21	C	Sr.	Tunji Soroye	5.5	5.5	0.0	8 pts, 5 rebs, 2 blks vs. Radford
24	G/F	Sr.	Mamadi Diane	10.0	5.0	1.0	14 pts, 7 rebs vs. VMI
32	F	So.	Mike Scott	13.7	9.7	0.7	Third career double-double vs. VMI
12	F	Jr.	Jamil Tucker	11.0	5.3	0.3	Had career high 15 pts vs. USF
13	G	Fr.	Sammy Zeglinski	10.3	4.7	3.7	Missed last 24 games last yr. due to injury
23	G	So.	Jeff Jones	5.7	1.7	1.0	Career-high 26 pts vs. Bradley in last yrs finale
2	G	So.	Mustapha Farrakhan	0.7	0.3	0.0	9 pts, 5 assts in exhibition vs. Shepherd
55	F/C	Jr.	Jerome Meyinsse	0.0	0.0	0.0	Shooting 60.0% from the field in his career
22	F	So.	Will Sherrill	0.0	3.0	0.0	Career-high 3 rebs vs. Radford
25	C	Fr.	John Brandenburg	0.0	1.0	0.0	1 reb and 1 blk in collegiate debut vs. Radford
45	G/F	Jr.	Solomon Tat	0.0	0.0	0.0	Played in 15 games last season

SCHEDULE/RESULTS

Date	Opponent	TV	Time/Res.
N9	SHEPHERD (ex)		W 87-52
N16	VMI	CSN	W 107-97
N19	USF	ACC Select	W 77-75
N21	RADFORD	ACC Select	W 68-66
N25	LIBERTY	ACC Select	7 p.m.
N28	at Syracuse	TimeWarner(Syracuse)	7 p.m.

D2	at Minnesota %	ESPN2	9:30 p.m.
D17	LONGWOOD	ACC Select	7 p.m.
D20	AUBURN	CSN/FSN South	4 p.m.
D23	HAMPTON	ACC Select	7 p.m.
D28	at Georgia Tech *	FSN	5:30 p.m.

J3	XAVIER	CSN	2 p.m.
J6	BROWN	FSN South	7 p.m.
J10	at Virginia Tech *	RSN	4 p.m.
J15	N. CAROLINA *	ESPN or ESPN2	9 p.m.
J20	at Maryland *	Raycom^	8 p.m.
J24	FLORIDA STATE *	RSN	4 p.m.

F1	at Duke *	FSN	2 p.m.
F4	BOSTON COLLEGE *	ESPNU	7 p.m.
F7	at North Carolina *	Raycom	4 p.m.
F10	at Florida State *	RSN	7 p.m.
F15	CLEMSON *	Raycom	1 p.m.
F18	VIRGINIA TECH *	Raycom^	8 p.m.
F21	at NC State *	Raycom	1 p.m.
F26	MIAMI *	Raycom^	8 p.m.
F28	WAKE FOREST *	Raycom^	2 p.m.

M3	at Clemson *	RSN	7 p.m.
M7	MARYLAND *	ABC	3:30 p.m.
M12-15 at ACC Tournament (Georgia Dome)			

All Times Eastern and subject to change

- * ACC game
- % ACC/Big Ten Challenge

TV Abbreviations

CSN Comcast SportsNet
RSN Regional Sports Networks
^ Raycom split telecast

MEDIA INFORMATION

Virginia Athletics Media Relations

154 John Paul Jones Arena
PO Box 400853
Charlottesville, VA 22904
Office: (434) 982-5500
Fax: (434) 982-5525

Rich Murray Associate AD for Public Relations (Primary Men's Basketball Contact)

Office: (434) 982-5530
Home: (434) 978-2966
Email: rmurray@virginia.edu

Steve Kirkland Assistant Media Relations Director (Secondary Men's Basketball Contact)

Office: (434) 982-5535
Cell: (434) 825-5241
Email: skirkland@virginia.edu



2008-09 VIRGINIA BASKETBALL

IN THE POLLS

ASSOCIATED PRESS (11/24)

1.	North Carolina	3-0
2.	Connecticut	4-0
3.	Louisville	2-0
4.	Pittsburgh	4-0
5.	Michigan State	2-0
6.	Texas	2-0
7.	Duke	6-0
8.	Notre Dame	2-0
9.	Gonzaga	2-0
10.	Purdue	4-0
11.	Oklahoma	4-0
12.	Tennessee	3-0
13.	UCLA	3-1
14.	Arizona State	3-0
15.	Marquette	3-0
16.	Xavier	5-0
17.	Florida	3-0
18.	Memphis	4-1
19.	Wake Forest	2-0
20.	Villanova	3-0
21.	Georgetown	2-0
22.	Miami (Fla)	2-1
	Kansas	2-0
24.	Davidson	3-1
25.	Wisconsin	4-0

Others Receiving Votes:

Baylor, **Syracuse**, Saint Mary's, UNLV, Ohio State, **Clemson**, Michigan, LSU, Texas A&M, USC, Siena, BYU, Washington State, UAB, West Virginia, Creighton, Missouri, Rhode Island, Seton Hall, **Georgia Tech**, Illinois, Mercer, Oklahoma State, **VMI**.

ESPN/USA Today (11/24)

1.	North Carolina	3-0
2.	Connecticut	4-0
3.	Louisville	2-0
4.	Pittsburgh	4-0
5.	Duke	6-0
6.	Michigan State	2-0
7.	Texas	2-0
8.	Notre Dame	2-0
9.	Purdue	4-0
10.	Gonzaga	2-0
11.	UCLA	3-1
12.	Tennessee	3-0
13.	Oklahoma	4-0
14.	Arizona State	3-0
15.	Marquette	3-0
16.	Georgetown	2-0
17.	Memphis	4-1
18.	Florida	3-0
19.	Wisconsin	4-0
20.	Xavier	5-0
21.	Miami (Fla)	2-1
22.	Villanova	3-0
23.	Kansas	2-0
24.	Wake Forest	2-0
25.	Davidson	3-1

Others Receiving Votes:

UNLV, Saint Mary's, Ohio State, Baylor, West Virginia, Washington State, **Syracuse**, Siena, Creighton, Texas A&M, BYU, USC, UAB, **Clemson**, Michigan, Oklahoma State, Washington.

November Success

- Virginia has posted a 16-3 record in November under Dave Leitao
- The Cavaliers have won 36 consecutive November home games dating back to a 94-83 loss to Ohio on November 18, 1994
- Virginia has a 4-2 record against ranked opponents in November since 2000

Series Against the Big South

- Tonight's game is Virginia's third game of three this season vs. Big South opponents (VMI, Radford)
- Virginia has a 120-16 all-time record against current members of the Big South (1-0 vs. Charleston Southern, 2-0 vs. Coastal Carolina, 1-0 vs. Gardner Webb, 1-0 vs. High Point, 6-1 vs. Liberty, 5-0 vs. Radford, 1-0 vs. UNC-Asheville, 101-15 vs. VMI, 2-0 vs. Winthrop)
- UVa has won its last 16 games against Big South opponents, dating back to 1998

Against the State

- Tonight's game is the third of seven this season against in-state opponents
- Under Dave Leitao, Virginia has a 15-3 record against in-state opponents
- Virginia has won 15 consecutive games against non-conference in-state opponents dating back to the 2002-03 season (73-55 loss at Virginia Tech, when the Hokies were in the Big East)

Last Time Out

- Virginia improved to 3-0 on the season with a 68-66 victory over Radford
- Sylven Landesberg led the Cavaliers with 22 points, 18 of which came in the second half, including two free throws to put Virginia up for good with 29 seconds left

Balanced Attack

- Virginia enters the game with five players averaging double figures in scoring: Sylven Landesberg (23.7), Mike Scott (13.7), Jamil Tucker (11.0), Sammy Zeglinski (10.3), Mamadi Diane (10.0)
- The last time the Cavaliers had five players averaging double figures after three games was the 2003-04 season

Landesberg Named ACC Rookie of the Week ... Again

- Sylven Landesberg was named the ACC Rookie of the Week on Nov. 24, the second consecutive week he won the honor
- He is the first Cavalier to win the award in consecutive weeks since Sean Singletary won it on Feb. 14, 2005 and Feb. 21, 2005
- He is the first player to win the award in each of the first two weeks of the season since Georgia Tech's Chris Bosh in 2002-03

Landesberg Leads in Scoring

- Sylven Landesberg leads the ACC with a 23.7 scoring average
- He is tied for 22nd in scoring nationally and is the only true freshman to be ranked in the top 50 nationally in scoring

Landesberg Makes Immediate Impact

- With 28 points vs. VMI, 21 points vs. USF and 22 points vs. Radford, Sylven Landesberg became the first Cavalier freshman to open his career with three 20-point games
- He is the first Cavalier freshman since Tom Sheehey in 1983-84 to lead the team in scoring in each of the first three games of the season
- He is only the second freshman in ACC history to score at least 20 points in the first three games of his career (Georgia Tech's Kenny Anderson scored at least 20 points in his first six career games in 1989-90)
- He is the first Cavalier player to score 20 or more points in the first three games of a season since Roger Mason, Jr. in 2001-02



2008-09 VIRGINIA BASKETBALL

Landesberg Shines In Collegiate Debut

- Sylven Landesberg had 28 points in the season-opener against VMI, the most by a Cavalier freshman in his debut
- The previous record was 24 points set by Jeff Lamp in his debut against James Madison on Nov. 25, 1977
- Landesberg's 28 points are tied for the second most in ACC history by a freshman in his first game
- Landesberg is one of only four Cavalier first-years to score 20 points in his first collegiate game
- His 28 points are the most by a UVa freshman in any game since Chris Williams had 34 points vs. Liberty on Dec. 8, 1998
- He is the first Cavalier freshman to lead the team in scoring in a season opener since Mamadi Diane had 17 points in the 2005-06 season opening win over Liberty

Most Points by an ACC Freshman in his Debut

31	J.J. Hickson (NC State)	07-08
28	Sylven Landesberg (UVa)	08-09
28	Rashad McCants (UNC)	02-03
24	Jeff Lamp (Uva)	77-78
23	Shavlik Randolph (Duke)	02-03

Other Notable Virginia Debuts

Jeff Lamp vs. JMU (77-78)	24 pts, 3 rebs
Gary Forbes vs. Mt. St. Mary's (03-04)	21 pts, 9 rebs
Chris Williams vs. VCU (98-99)	20 pts, 10 rebs
Junior Burrough vs. W&M (91-92)	17 pts, 6 rebs
Ralph Sampson vs. Hopkins (79-80)	17 pts, 8 rebs
Mamadi Diane vs. Liberty (05-06)	17 pts, 6 rebs
Travis Watson vs. Elon (99-00)	15 pts, 14 rebs
Cory Alexander vs. W&M (91-92)	5 pts, 4 rebs
Sean Singletary vs. R. Morris (04-05)	6 pts, 7 assts
Wally Walker vs. Wake (72-73)	7 pts, 3 rebs

Mike Scott Opens Season With Impressive Performance

- Mike Scott set career highs with 26 points and 18 rebounds in the season opening win over VMI
- Scott tied the school record with 10 offensive rebounds, a mark previously set by Matt Blundin (vs. Clemson 1/9/90), Bryant Stith (vs. Georgia Tech 3/13/92) and Travis Watson (vs. Maryland 1/31/02)
- His 18 rebounds were the most by a Cavalier since Travis Watson had 20 rebounds vs. Wofford on Jan. 2, 2003

Scott and Landesberg Post UVa's First 25-25 Combo in Over a Year

- Against VMI, Sylven Landesberg (28 pts) and Mike Scott (26 points) became the first Cavaliers to score at least 25 points in the same game in over a year
- The previous game that Virginia had a pair of 25-point scorers was a 71-58 win at NC State on Jan. 24, 2007 when J.R Reynolds had 29 points and Sean Singletary had 27 points

Tucker Steps Up

- Jamil Tucker posted a pair of career highs to open the season
- Against VMI, Tucker tied his previous career high with 14 points
- He topped that mark with a new career-high 15 points against USF

Cavaliers 12th in ACC Preseason Poll

- The Cavaliers were projected 12th in the preseason ACC poll of media
- Sylven Landesberg was second in the voting for Preseason ACC Rookie of the Year

Difficult Schedule for the Cavaliers

- 16 of 27 regular season games will be against 2008 postseason teams (seven vs. NCAA teams, eight vs. NIT teams, one vs. CBI team)
- 21 of 27 games will be televised
- Five opponents are ranked and four others are receiving votes in this week's Associated Press poll

Virginia Visited Canada in August

- The Cavaliers went on a trip to Canada in August to play three games
- Virginia went 2-1 on the trip
- UVa defeated St. Lawrence College (Ont.) 107-60
- UVa defeated Concordia 85-70
- UVa lost to McGill 88-83
- Four players averaged in double figures on the trip (Calvin Baker - 16.0, Jeff Jones - 13.7, Sylven Landesberg - 12.0, Mike Scott - 10.7)

UVa in the ACC Statistics (11/24)

TEAM

Scoring Offense	84.0	3rd
Scoring Defense	79.3	12th
Scoring Margin	+4.7	11th
Free Throw Percentage	.688	10th
Field Goal Percentage	.445	8th
Field Goal % Defense	.451	12th
3-Point FG Percentage	.205	12th
3-Point FG % Defense	.310	5th
Rebounding	44.0	3rd
Rebounding Margin	+6.0	6th
3-Point FG Made	3.0	T-11th
Assists	12.7	10th
Steals	8.7	8th
Blocked Shots	3.3	11th
Turnover Margin	+1.3	8th
Assist/Turnover Ratio	0.9	10th

INDIVIDUAL

Scoring

- Sylven Landesberg 23.7 1st

Rebounding

- Mike Scott 9.7 6th

Offensive Rebounding

- Mike Scott 5.3 T-1st
- Mamadi Diane 3.0 T-9th

Field Goal Percentage

- Mike Scott .586 8th
- Sylven Landesberg .574 9th

Assist/Turnover Ratio

- Sammy Zeglinski 1.8 10th



2008-09 VIRGINIA BASKETBALL

CAREER RECORD WATCH

BLOCKED SHOTS

1.	Ralph Sampson (1980-83)	462
2.	Chris Alexander (1993-96)	148
3.	Travis Watson (2000-03)	130
4.	Kris Hunter (1997-99)	126
5.	Jason Clark (2002-05)	112
6.	Steve Castellani (1976-79)	108
7.	Chris Williams (1999-02)	97
8.	Junior Burrough (1992-95)	96
9.	Colin Ducharme (1997-00)	88
10.	Olden Polynice (1984-86)	86
--	Tunji Soroye (2005-present)	82

3-POINT FIELD GOALS

1.	Curtis Staples (1995-98)	413
2.	Harold Deane (1994-97)	237
3.	Sean Singletary (2005-08)	222
4.	J.R. Reynolds (2004-07)	221
5.	John Crotty (1988-91)	179
6.	Devin Smith (2003-05)	161
7.	Adrian Joseph (2005-08)	158
8.	Donald Hand (1998-01)	156
	Todd Billet (2003-04)	156
10.	Cory Alexander (1992-95)	142
--	Mamadi Diane (2006-present)	118

COUNTDOWN TO 1,000

CAREER POINTS

39.	Gene Engel (1961-63)	1,071
40.	Scott McCandlish (1970-72)	1,026
41.	Mac Caldwell (1963-65)	1,013
--	Mamadi Diane (2006-present)	907

Head Coach Dave Leitao

- 2007 ACC Coach of the Year
- First Virginia coach to win the honor since Terry Holland in 1982
- 56-42 record in his fourth season at Virginia, including a 23-25 mark in the ACC
- Overall record of 136-111 in his ninth season as a head coach

At Home at John Paul Jones Arena

- Virginia has an all-time record of 32-8 at John Paul Jones Arena
- UVa was 13-7 at home during the 2007-08 season
- The Cavaliers posted a 16-1 home record in 2006-07 in the first season in John Paul Jones Arena

Baker, Diane, Soroye Named Virginia's Captains

- Calvin Baker, Mamadi Diane, and Tunji Soroye are Virginia's captains for 2008-09
- This season marks the first year each player has served as a captain

Sene to Be Held Out of Games

- Freshman center Assane Sene is being held out of games pending the resolution of his eligibility status
- He will continue to practice with the team
- "Because of a recent NCAA interpretation, there are some aspects of Assane's pre-college enrollment that must be reviewed further," Virginia Athletics Director Craig Littlepage said on Nov. 16. "We're looking to have this resolved quickly."
- Sene is from Saint-Louis, Senegal, and attended South Kent Preparatory School in Connecticut during the 2007-08 academic year

Up Next

- The Cavaliers make their first road trip of the season as they visit Syracuse on Friday
- Syracuse leads the series 2-1, including a 70-68 win at JPJA last season
- Virginia has a 2-0 all-time record at the Carrier Dome, defeating Manhattan 78-66 and Massachusetts 71-56 in the first two rounds of the 1993 NCAA Tournament



2008-09 VIRGINIA BASKETBALL

THE LAST TIME ...

VIRGINIA INDIVIDUALS

- **Scored 30 points:** Sean Singletary (34) vs. Virginia Tech (1/16/08)
- **Scored 40 points:** Sean Singletary (41) at Miami (3/1/08)
- **Two players with 20 points:** Sylven Landesberg (28) and Mike Scott (26) vs. VMI (11/16/08)
- **Three players with 20 points:** Chris Williams (27), Roger Mason, Jr. (22) and Donald Hand (20) vs. Duke (1/5/00)
- **Four players with 20 points:** Chris Williams (23), Donald Hand (22), Adam Hall (21), and Travis Watson (20) vs. Georgetown (3/15/00)
- **A player with back-to-back 25-point games:** J.R. Reynolds (28) vs. Albany (3/16/07) and (26) vs. Tennessee (3/18/07)
- **One player scored in double figures:** Adrian Joseph (10) vs. Puerto Rico-Mayaguez (12/21/06)
- **Five players scored in double figures:** Sylven Landesberg (28), Mike Scott (26), Mamadi Diane (14), Jamil Tucker (14) and Sammy Zeglinski (11) vs. VMI (11/16/08)
- **Six players scored in double figures:** Sean Singletary (27), Adrian Joseph (13), Jamil Tucker (13), Mamadi Diane (12), Calvin Baker (11), Laurynas Mikalauskas (11), vs. Maryland (3/9/08)
- **Seven players scored in double figures:** Cornel Parker (20), Junior Burrough (15), Ted Jeffries (14), Cory Alexander (13), Jason Williford (12), Yuri Barnes (11) and Doug Smith (11) vs. Clemson (1/13/93)
- **Had 15 rebounds:** Mike Scott (18) vs. VMI (11/16/08)
- **Had 20 rebounds:** Travis Watson (20) vs. Wofford (1/2/03)
- **Had 25 rebounds:** Bob Mortell (25) vs. Washington & Lee (2/27/60)
- **Two players with 10 rebounds:** Mike Scott (11) and Adrian Joseph (10) vs. Longwood (12/7/07)
- **Three players with 10 rebounds:** Yuri Barnes (13), Jason Williford (12) and Junior Burrough (11) vs. Rice (12/4/93)
- **Double-Double:** Mike Scott (26 pts, 18 rebs) vs. VMI (11/16/08)
- **Two players had a double-double:** Adrian Joseph (23 pts, 11 rebs) and Mike Scott (10 pts, 13 rebs) at Penn (11/23/07)
- **Three players had a double-double:** Jason Williford (10 pts, 15 rebs), Ted Jeffries (23 pts, 10 rebs), and Cornel Parker (11 pts, 11 rebs) at William & Mary (1/25/93)
- **Double-Double with points and assists:** Sean Singletary (22 pts, 10 assts) vs. Old Dominion (3/24/08)
- **Triple-Double:** Ralph Sampson (15 pts, 22 rebs, 10 blks) vs. Old Dominion (12/29/79)
- **Four Double-Doubles in a row:** Travis Watson (29 pts, 12 rebs) at NC State (2/6/02), (20 pts, 10 rebs) vs. Clemson (2/10/02), (17 pts, 10 rebs) vs. UNC (2/12/02), (13 pts, 12 rebs) at Wake (2/17/02)
- **20 points and 20 rebounds:** Travis Watson (21 pts, 20 rebs) vs. Wofford (1/2/03)
- **10 assists:** Sean Singletary (10) vs. Old Dominion (3/24/08)
- **5 Blocked Shots:** Jason Cain (5) vs. UNC (1/19/06)
- **5 Steals:** Sean Singletary (7) vs. NC State (2/24/08)
- **Led UVA in Points, Rebounds and Assists:** Sean Singletary (20 pts, 5 rebs, 10 assts) vs. Ga. Tech (3/13/08)
- **Hit a last second shot to win a game:** Sean Singletary vs. Duke (2/1/07) [jumper with one second in OT]; J.R. Reynolds vs. Loyola Marymount (12/23/04) [layup with 1.5 seconds in regulation]
- **Played every minute:** Sean Singletary vs. Virginia Tech (2/12/05)
- **Played 40 or more minutes:** Adrian Joseph (42) at Virginia Tech (2/2/08)

VIRGINIA TEAM

- **Won in Overtime:** vs. Duke, 68-66 (2/1/07)
- **Lost in Overtime:** at Virginia Tech, 65-72 (2/2/08)
- **Played Two Overtimes:** vs. Maryland, L 89-92 (2/19/05)
- **Played Three Overtimes:** vs. Georgetown, L 111-115 (3/15/00)
- **Shot 70 percent for a Half:** 72.2% (13-18) vs. Wake Forest 2nd Half (2/24/96)
- **Shot 60 percent in a Game:** 61.0% (36-59) vs. LIU (11/17/00)
- **Shot less than 30 percent in a Game:** 27.9% (17-61) vs. North Carolina (3/10/06)
- **Shot 90 percent from the free throw line:** 94.7% (18-19) vs. Georgia Tech (2/24/07)
- **Shot 50 percent from 3-point line:** 50.0% (9-18) at Boston College (2/17/08)
- **Shot less than 30 percent in a half:** 29.0% (9-31) in 2nd Half at Wake Forest (3/3/07)
- **Shot less than 20 percent in a half:** 18.9% (7-37) in the 1st half at Duke (1/13/01)
- **Shot 55 percent or better and lost:** 56.9% (29-51) vs. Duke (3/14/03)
- **Attempted 50 FTs:** 52 (made 34) vs. Howard (12/12/94)
- **Made 30 FTs:** 31 (36 att.) vs. Tennessee (3/18/07)
- **Made 10 3-pt FGs:** 11 vs. Bradley (3/26/08)
- **Failed to make a 3-pt FG:** at Georgia Tech (12/4/05)
- **Had 50 rebounds:** 50 vs. VMI (11/16/08)
- **Had 25 assists:** 27 vs. Howard (11/21/01)
- **Had 15 steals:** 16 vs. NC State (2/24/08)
- **Had 10 blocks:** 12 vs. Longwood (2/13/07)
- **Scored 50 pts in a half:** 56 vs. VMI, 2nd half (11/16/08)
- **Scored 60 pts in a half:** 60 vs. Gonzaga, 1st half (1/3/07)
- **Scored 70 pts in a half:** 70 vs. Coastal Carolina, 2nd half (10/20/00)
- **Scored 100 pts (ACC):** 103 vs. Maryland (1/16/07)
- **Scored 100 pts (non-conf):** 107 vs. VMI (11/16/08)
- **Scored under 20 pts in 1st half:** 17 at Ga. Tech (12/4/05)
- **Scored under 20 pts in 2nd half:** 12 vs. UNC (2/11/98)
- **Scored under 50 pts in a game:** 49 at Stanford (3/14/06)

OPPONENT INDIVIDUALS

- **Scored 30 points:** Chavis Holmes (31), VMI (11/16/08)
- **Scored 35 points:** J.J. Redick (40), Duke (1/28/06)
- **Scored 40 points:** J.J. Redick (40), Duke (1/28/06)
- **Scored 50 points:** Len Chappell (50), Wake (2/12/62)
- **Two players with 20 points:** Dominique Jones (23) and Jesus Verdejo (22), USF (11/19/08)
- **Three players with 20 points:** Juan Dixon (23), Chris Wilcox (21), and Lonny Baxter (20), at Maryland (3/3/02)
- **Two players with 30 points:** Trevor Powell (31) and Tony Smith (31), Marquette (2/3/90)
- **Five players scored in double figures:** Chavis Holmes (31), Travis Holmes (20), Austin Kenon (18), Willie Bell (14) and Keith Gabriel (14), VMI (11/16/08)
- **Six players scored in double figures:** Chris Paul (21), Justin Gray (17), Eric Williams (15), Jamaal Levy (12), Taron Downey (11) and Vytas Danelius (10), Wake Forest (1/2/05)
- **Seven players scored in double figures:** Stanley Burrell (15), Drew Lavender (13), C.J. Anderson (12), B.J. Raymond (12), Josh Duncan (11), Charles Bronson (11), and Jason Love (10), at Xavier (1/3/08)
- **Double-Double:** Artsiom Parakhouski (16 pts, 12 rebs), Radford (11/21/08)

- **Two players had a double-double:** Donte Green (20 pts, 10 rebs) and Paul Harris (10 pts, 14 rebs), Syracuse (12/5/07)
- **Had 15 rebounds:** Al Thornton (16), Florida State (2/17/07)
- **Had 20 rebounds:** Tim Duncan (23), Wake (2/22/97)
- **Had 10 assists:** Cliff Hammonds (11), Clemson (2/7/08)
- **5 Blocked Shots:** Eric Hall (6), Radford (11/21/08)
- **5 Steals:** Toney Douglas (6), at Florida State (1/23/08)
- **Hit a last second shot to win a game:** Deron Washington of Virginia Tech (1/16/08) [0.0 seconds in overtime]

OPPONENT TEAM

- **Shot less than 30 percent in a Game:** 28.3% (17-60) Longwood (12/7/07)
- **Shot less than 30 percent in a Game (ACC):** 29.0% (20-69), Wake Forest (2/24/96)
- **Shot 60 percent in a Game:** 63.8% (37-58), at Xavier (1/3/08)
- **Shot 55 percent or better and lost:** 55.2% (32-58), Iowa State (12/31/03)
- **Scored 100 pts:** 108, at Xavier (1/3/08)
- **Scored 60 pts in a half:** 60, at Miami, 2nd half (3/1/08)
- **Scored under 20 pts in 1st half:** 18, NC State (2/24/08)
- **Scored under 20 pts in 2nd half:** 18 at Richmond (11/22/05)
- **Scored under 50 pts in a game:** 49, Longwood (2/13/07)
- **Had 25 assists:** 27, at Xavier (1/3/08)
- **Had 15 steals:** 15, VMI (11/16/08)
- **Had 10 blocks:** 10 vs. Radford (11/21/08)
- **Failed to make a 3-pt FG:** vs. Arizona State (11/27/99)



2008-09 VIRGINIA BASKETBALL

2008-09 VIRGINIA BASKETBALL ROSTER

NO.	NAME	POS.	HT.	WT.	CLASS	HOMETOWN/HIGH SCHOOL (Previous School)
2	Mustapha Farrakhan	G	6-4	179	So.	Harvey, Ill./Thornton Township
4	Calvin Baker *	G	6-2	186	Jr.	Newport News, Va./Woodside (William & Mary)
5	Assane Sene	C	7-0	234	Fr.	Saint-Louis, Senegal/South Kent
12	Jamil Tucker	F	6-9	241	Jr.	Gary, Ind./West Side
13	Sammy Zeglinski	G	6-0	179	Fr. %	Philadelphia, Pa./The William Penn Charter School
15	Sylven Landesberg	G	6-6	205	Fr.	Flushing, N.Y./Holy Cross
21	Tunji Soroye *	C	6-11	252	Sr. %	Dugbe Ibadan, Nigeria/Montrose Christian School
22	Will Sherrill	F	6-9	221	So.	New York, N.Y./Phillips Academy Andover
23	Jeff Jones	G	6-4	200	So.	Chester, Pa./Monsignor Bonner
24	Mamadi Diane *	G/F	6-5	204	Sr.	Potomac, Md./DeMatha Catholic
25	John Brandenburg	C	6-11	241	Fr.	Des Peres, Mo./De Smet Jesuit
32	Mike Scott	F	6-8	233	So.	Chesapeake, Va./Hargrave Military Academy
45	Solomon Tat	G/F	6-5	223	Jr.	Jos Plateau, Nigeria/Community Christian School
55	Jerome Meyinsse	F/C	6-9	245	Jr.	Baton Rouge, La./McKinley

* Tri-Captain

% Medical Hardship waiver request approved in 2008

HEAD COACH:

Dave Leitao

ASSISTANT COACHES:

Bill Courtney

Drew Diener

Steve Seymour

DIRECTOR OF BASKETBALL OPERATIONS:

Rick Brunson

STRENGTH & CONDITIONING COACH:

Shaun Brown

ASSISTANT DIR. OF OPERATIONS/VIDEO:

Tim Mein

ATHLETIC TRAINER:

Ethan Saliba

PRONUNCIATION GUIDE

Mamadi Diane

Mom-uh-dee Dee-on-ee

Mustapha Farrakhan

Moo-sta-fa Fair-uh-con

Sylven Landesberg

Sill-ven

Dave Leitao

Lay-toe

Jerome Meyinsse

Me-yin-see

Assane Sene

Uh-sahn Sen

Tunji Soroye

Ton-jee Suh-roy-yay

Jamil Tucker

Ja-mill

Sammy Zeglinski

Zuh-glin-ski



2008-09 VIRGINIA BASKETBALL

JOHN PAUL JONES ARENA RECORDS

VIRGINIA PLAYERS

Points: 40, J.R. Reynolds vs. Wake Forest, 1/21/07
Most 1st Half Points: 23, Sean Singletary vs. Virginia Tech, 1/16/08
Most 2nd Half Points: 20, three times Last by J.R. Reynolds vs. Duke, 2/1/07
Rebounds: 18, Mike Scott vs. VMI, 11/16/08
Field Goals: 12, J.R. Reynolds vs. Wake Forest, 1/21/07
 12, Sean Singletary vs. Virginia Tech, 1/16/08
Field Goal Attempts: 21, three times Last by Sean Singletary vs. Virginia Tech, 1/16/08
Field Goal Pct.: .857 (6-7), Adrian Joseph vs. Bradley, 3/26/08
3-Point Field Goals: 7, Sean Singletary vs. Gonzaga, 1/3/07
3-Point FG Attempts: 12, Sean Singletary vs. Gonzaga, 1/3/07
 12, Sean Singletary vs. Georgia Tech, 2/24/07
3-Point FG Pct.: .833 (5-6), Mamadi Diane vs. Arizona, 11/12/06
Free Throws Made: 14, Sean Singletary vs. Hampton, 12/16/06
Free Throw Attempts: 16, Sean Singletary vs. Hampton, 12/16/06
FT Pct.: 1.000(12-12), Sean Singletary vs. UNC Asheville, 11/22/06
Assists: 10, three times by Sean Singletary last vs. Old Dominion, 3/24/08
Steals: 7, Sean Singletary vs. NC State, 2/24/08
Blocks: 3, Tunji Soroye vs. Longwood, 2/13/07
 3, Mike Scott vs. Duke, 3/5/08 & Richmond, 3/18/08

VIRGINIA TEAM

Most Points: 108 vs. Gonzaga, 1/3/07
Fewest Points: 51 vs. Clemson, 2/7/08
Most 1st Half: 60 vs. Gonzaga, 1/3/07
Fewest 1st Half: 24 vs. Clemson, 2/7/08
Most 2nd Half: 57 vs. Arizona, 11/12/06
Fewest 2nd Half: 25 vs. Va. Tech, 1/16/08
Rebounds: 54 vs. UMEs, 11/26/06
Field Goals: 43 vs. VMI, 11/16/08
Field Goal Attps.: 79 vs. VMI, 11/16/08
Field Goal Pct.: .547 (29-53) vs. Vermont, 11/11/07
3-Pt. FG: 18 vs. Gonzaga, 1/3/07
3-Pt. FG Attempts: 36 vs. Georgia Tech, 1/27/08
3-Point FG Pct.: .625 (10-16) vs. Virginia Tech, 3/1/07
Free Throws: 39 vs. Maryland, 1/16/07
FT Attempted: 49 vs. Maryland, 1/16/07
Free Throw Pct.: .964 (27-28) vs. American, 12/28/06
Assists: 24 vs. Howard, 11/14/07
 24 vs. VMI, 11/16/08
Steals: 16 vs. NC State, 2/24/08
Blocks: 12 vs. Longwood, 2/13/07
Most Turnovers: 21 vs. Longwood, 12/7/07
 21 vs. Hampton, 12/19/07
Least Turnovers: 6 vs. Boston Coll., 1/19/08

OPPONENT PLAYERS

Points: 32, K.C. Rivers Clemson, 2/7/08
Most 1st Half Points: 17, Vincent Simpson Hampton, 12/19/07
 17, Tyler Hansbrough UNC, 2/12/08
Most 2nd Half Points: 23, Al Thornton Florida State, 2/17/07
Rebounds: 16, Al Thornton Florida State, 2/17/07
Field Goals: 12, Al Thornton Florida State, 2/17/07
 12, K. C. Rivers Clemson, 2/7/08
Field Goal Attempts: 23, Al Thornton Florida State, 2/17/07
 23, Dominique Jones USE, 11/19/08
Field Goal Pct.: .833 (5-6), Frank Hassell Old Dominion, (3/24/08)
 .833 (5-6), Matt Salley Bradley, 3/26/08
3-Point Field Goals: 8, K.C. Rivers Clemson, 2/7/08
3-Pt. FG Attempts: 12, Jeremy Crouch Bradley, 3/26/08
3-Pt. FG Pct.: .750 (6-8), Derek Raivio Gonzaga, 1/3/07
Free Throws Made: 8, Ivan Radenovic Arizona, 11/12/06
FT Attempted: 12, Gani Lawal Georgia Tech, 1/27/08
FT Pct.: .875 (7-8), Kevin Anderson Richmond, 3/18/08
Assists: 11, Cliff Hammonds Clemson, 2/7/08
Steals: 4, six times Last by Willie Bell VMI, 11/16/08
Blocks: 6, Eric Hall Radford, 11/21/08

OPPONENT TEAM

Most Points: 97, VMI, 11/16/08
Fewest Points: 49, Longwood, 2/13/07
Most 1st Half: 49, Arizona, 11/12/06
Fewest 1st Half: 18, NC State, 2/24/08
Most 2nd Half: 61, Gonzaga, 1/3/07
Fewest 2nd Half: 20, Longwood, 2/13/07
Rebounds: 47, Virginia Tech, 1/16/08
Field Goals: 37, VMI, 11/16/08
Field Goal Attps.: 79, VMI, 11/16/08
Field Goal Pct.: .533 (32-60) Clemson, 2/7/08
3-Pt. FG: 16, Clemson, 2/7/08
3-Pt. FG Attempts: 39, Hartford, 12/30/07
3-Point FG Pct.: .615 (16-26) Clemson, (2/7/08)
Free Throws: 25, Gonzaga, 1/3/07
FT Attempted: 29, Gonzaga, 1/3/07
 Georgia Tech, 1/27/08
Free Throw Pct.: .944 (17-18) American, 12/28/06
 22, Clemson, 2/7/08
Assists: 22, Clemson, 2/7/08
Steals: 15, VMI, 11/16/08
Blocks: 10, Radford, 11/21/08
Most Turnovers: 25, NC State, 2/24/08
Least Turnovers: 6, Miami, 2/3/07

RECORD AT JPJA

2006-07 to present 40 games..... 32-8

LONGEST WIN STREAK

12 games
from 1/16/07 vs. Maryland through 11/27/07 vs. Northwestern

LONGEST LOSING STREAK

3 games
from 1/27/08 vs. Georgia Tech through 2/12/08 vs. North Carolina

MISCELLANEOUS

Biggest Comeback: 19 points vs. Arizona, 11/12/06
Biggest Lead Given up in a Loss: 14 points vs. Bradley, 3/26/08
Largest Lead: 45 points vs. Northwestern, 11/27/07
Biggest Deficit: 38 points vs. Clemson, 2/7/08
Largest Margin of Victory: 42 points, vs. Northwestern, 11/27/07
Largest Margin of Defeat: 31 points, vs. Clemson, 2/7/08
Overtime Games (Record): 3 (1-2)
 Last: 82-92 loss vs. Georgia Tech, 1/27/08



2008-09 VIRGINIA BASKETBALL

GAME #1 • NOVEMBER 16, 2008

VMI												97
AT VIRGINIA												107
VMI (1-1)												
Player	MP	FG	FT	REB (0-1)	A	TO	BS	S	TP			
Bell	31	6-8	2-2	4-6	3	5	0	4	14			
Burks	20	0-2	0-0	1-3	2	3	0	1	0			
C. Holmes	37	11-20	6-7	0-5	3	2	0	2	31			
Kenon	23	7-13	2-2	2-5	2	1	0	1	18			
T. Holmes	30	7-11	4-4	2-4	4	6	0	3	20			
Brownfield	8	0-2	0-0	0-0	1	0	0	0	0			
Gabriel	31	6-18	0-0	1-4	1	1	3	1	14			
Sparks	20	0-5	0-0	1-2	1	1	0	3	0			
Whiting	0+	0-0	0-0	0-0	0	0	0	0	0			
Team				5-6								
Totals	200	37-79	14-15	16-35	17	19	3	15	97			
		.468	.933									

VIRGINIA (1-0)												107
Player	MP	FG	FT	REB (0-1)	A	TO	BS	S	TP			
Diane	27	6-15	2-3	5-7	1	0	1	1	14			
Scott	30	11-13	4-5	10-18	0	4	0	1	26			
Farrakhan	11	1-5	0-0	0-0	0	2	0	0	2			
Baker	21	2-4	0-0	1-5	7	5	0	4	4			
Landesberg	36	10-17	8-11	6-8	8	3	0	3	28			
Tucker	17	6-8	2-4	0-3	0	2	1	0	14			
Zeglinski	31	4-9	2-5	0-4	6	3	1	2	11			
Jones	27	3-8	0-0	0-3	2	1	1	1	8			
Team				1-2								
Totals	200	43-79	18-28	23-50	24	20	4	12	107			
		.544	.643									

3-Point Field Goals: (VMI)--(9-31/.290) C. Holmes (3-7), T. Holmes (2-3), Kenon (2-7), Gabriel (2-9), Bell (0-1), Burks (0-1), Brownfield (0-1), Sparks (0-2). (UVA)--(3-16/.188) Jones (2-5), Zeglinski (1-2), Farrakhan (0-1), Baker (0-1), Tucker (0-1), Landesberg (0-2), Diane (0-4).

VMI	45	52	97
Virginia	51	56	107
Attendance --	9,955		

Sylen Landesberg scored 28 points, grabbed eight rebounds and had eight assists, and Mike Scott added career highs of 26 points and 18 rebounds to lead Virginia to a season-opening 107-97 victory over VMI at John Paul Jones Arena. Mamadi Diane and Jamil Tucker each added 14 points, and Sammy Zeglinski scored 11 points for the Cavaliers.

The victory was the 11th consecutive season-opening victory for Virginia.

Landesberg's 28 points are the most by a Virginia freshman in his collegiate debut and tied for the second most by an ACC freshman in his first game.

Scott tied a school record with 10 offensive rebounds and his 18 total rebounds were the most by a Cavalier since Travis Watson had 20 rebounds against Wofford on Jan. 2, 2003.

A 28-9 run gave Virginia a 36-19 lead with 10:14 left to play in the first half, but the Keydets rallied to cut the UVA lead to 51-45 at halftime. Scott had 14 first half points for the Cavaliers, Landesberg had 13 and Tucker 10.

The game was tied 82-82 with 6:47 to play when Virginia went on a 10-2 run to take control of the game. A jumper by Scott gave Virginia the lead for good at 84-82 with 6:30 remaining and two three-pointers by Jeff Jones completed the run. VMI didn't get closer than four points the rest of the game.

The Cavaliers shot 54.4 percent (43-79) from the field, out-rebounded the Keydets 50-35 and had 24 assists. VMI shot 46.8 percent (37-79) from the field, 93.3 percent (14-15) from the free throw line and had 15 steals. Virginia shot 64.3 percent (18-28) from the free throw line.

Twinn brothers Chavis and Travis Holmes led VMI. Chavis Holmes scored a game-high 31 points and Travis Holmes had 20 points. Austin Kenon added 18 points, while Willie Bell and Keith Gabriel each scored 14 points.

"With so many possessions, it is a difficult style to play against. It affected everything that we do: our lineups, holding the big guys out because it would be very difficult for them to guard on the perimeter. They play you against yourself, and it was a difficult preparation for us -- getting us ready to go against what we do every day, so I'm just glad that fortunately we won." - Dave Leitao

GAME #2 • NOVEMBER 19, 2008

USF												75
AT VIRGINIA												77
USF (1-1)												
Player	MP	FG	FT	REB (0-1)	A	TO	BS	S	TP			
Williams	20	0-1	0-0	1-4	0	1	1	0	0			
Ajaji	9	1-4	0-2	1-2	0	0	0	0	2			
Howard	28	5-9	1-2	0-2	3	5	0	0	12			
Jones	38	10-23	3-4	3-5	5	3	1	1	23			
Verdejo	37	9-15	0-2	1-2	1	2	0	0	22			
Espinosa	20	3-4	0-0	2-6	2	1	2	0	6			
Leemow	17	0-2	0-0	0-1	2	0	0	0	0			
Rivas Sanchez	31	4-7	2-2	2-9	0	2	0	1	10			
Team				3-8								
Totals	200	32-65	6-12	13-39	13	14	4	2	75			
		.492	.500									

VIRGINIA (2-0)												77
Player	MP	FG	FT	REB (0-1)	A	TO	BS	S	TP			
Diane	30	6-14	1-2	1-3	1	2	0	0	13			
Scott	32	4-9	2-2	4-6	1	2	0	2	10			
Meynsse	6	0-0	0-0	0-0	0	1	0	0	0			
Farrakhan	5	0-0	0-0	0-0	0	0	0	0	0			
Baker	17	1-5	1-4	1-1	2	1	0	0	3			
Tucker	27	4-8	5-8	0-7	1	0	1	1	15			
Zeglinski	22	2-7	4-4	1-5	4	1	0	1	9			
Landesberg	31	8-15	4-6	1-4	0	1	0	3	21			
Soroye	15	1-1	1-2	3-6	0	1	2	1	3			
Jones	15	1-8	0-0	0-0	1	0	0	0	3			
Team				6-7								
Totals	200	27-67	18-28	17-39	10	10	3	8	77			
		.403	.643									

3-Point Field Goals: (USF)--(5-15/.333) Verdejo (4-7), Howard (1-2), Leemow (0-2), Jones (0-4). (UVA)--(5-19/.263) Tucker (2-3), Landesberg (1-2), Zeglinski (1-3), Jones (1-5), Scott (0-1), Baker (0-1), Diane (0-4).

USF	34	41	75
Virginia	34	43	77
Attendance --	8,810		

Sylen Landesberg scored on a layup with 13 seconds left in the game to give Virginia the lead for good at 76-75 and then added a free throw six seconds later to account for the final margin of victory as the Cavaliers defeated the University of South Florida 77-75 at John Paul Jones Arena.

Landesberg finished with a team-high 21 points and also had four rebounds and three steals. He is the first Virginia freshman since Gary Forbes in 2003-04 to lead the team in scoring in each of the first two games of the season.

Jamil Tucker added a career-high 15 points for the Cavaliers and led the team with seven rebounds. Mamadi Diane added 13 points, while Mike Scott scored 10 points and had six rebounds.

USF jumped out to a 10-2 lead 5:01 into the game, but UVA battled back and to tie the game 34-34 at halftime. Dominique Jones scored 13 points in the first half for USF and Diane had 10 first half points for the Cavaliers.

Virginia trailed by as many as six points in the second half (61-55 with 9:06 to play) before rallying for the victory. Landesberg and Tucker each scored 12 points in the second half to lead UVA.

The Cavaliers shot 40.3 percent (27-67) from the field, including 26.3 percent (5-19) from three-point range, and 64.3 percent (18-28) from the free throw line. Virginia had eight steals and turned the ball over only 10 times in the game. USF shot 49.2 percent (32-65) from the field, including 33.3 percent (5-15) from three-point range, and 50 percent (6-12) from the free throw line. The Bulls turned the ball over 14 times.

Jones finished with a game-high 23 points to lead USF and Jesus Verdejo scored 22 points. Chris Howard scored 12 points for the Bulls and Alex Rivas Sanchez added 10 points and nine rebounds.

"Without playing particularly well today, we still were able to win. And were able to do a little bit 'guttier'. In the last five minutes, we were finally getting some stops that we weren't successful in stringing together in the previous 35 (minutes). We had some timely plays on the offensive end and a couple of mishaps that we didn't pay prices for." - Dave Leitao

GAME #3 • NOVEMBER 21, 2008

RADFORD												66
AT VIRGINIA												68
RADFORD (2-1)												
Player	MP	FG	FT	REB (0-1)	A	TO	BS	S	TP			
Lynch-Flohr	27	6-12	3-6	1-2	1	1	1	0	15			
Parakhouski	26	6-16	4-9	6-12	0	1	0	2	16			
McDuffy	35	4-8	2-2	0-3	1	2	1	0	13			
Johnson	34	2-7	1-2	0-2	2	4	1	0	6			
Thomas	37	3-11	4-4	2-6	3	3	1	1	10			
Austin	5	0-1	0-2	0-0	0	1	0	0	0			
McFarlin	1	0-0	0-0	0-0	0	0	0	0	0			
Martin	9	0-1	0-0	0-1	0	1	0	0	0			
Hall	26	3-6	0-0	3-9	0	2	6	0	6			
Team				2-5								
Totals	200	24-62	14-25	14-40	7	15	10	3	66			
		.387	.560									

VIRGINIA (3-0)												68
Player	MP	FG	FT	REB (0-1)	A	TO	BS	S	TP			
Diane	24	1-9	1-2	3-5	1	0	0	0	3			
Scott	27	2-7	1-3	2-5	1	0	0	0	5			
Soroye	24	3-5	2-2	2-5	0	0	2	2	8			
Baker	18	2-7	5-6	0-0	1	2	0	1	9			
Landesberg	34	9-15	3-4	1-4	0	4	0	1	22			
Farrakhan	4	0-2	0-0	0-1	0	1	0	0	0			
Tucker	16	2-6	0-0	3-6	0	2	0	1	4			
Zeglinski	26	4-8	3-3	0-5	1	2	0	1	11			
Sherrill	5	0-2	0-0	2-3	0	1	0	0	0			
Jones	13	1-3	4-4	0-2	0	1	0	0	6			
Brandenburg	5	0-0	0-0	0-1	0	0	1	0	0			
Tat	1	0-0	0-0	0-0	0	0	0	0	0			
Meynsse	3	0-1	0-0	0-0	0	1	0	0	0			
Team				3-6								
Totals	200	24-65	19-24	16-43	4	14	3	6	68			
		.369	.792									

3-Point Field Goals: (Rad)--(4-12/.333) McDuffy (3-6), Johnson (1-3), Thomas (0-3). (UVA)--(1-9/.111) Landesberg (1-2), Scott (0-1), Zeglinski (0-1), Jones (0-1), Diane (0-2), Baker (0-2).

Radford	29	37	66
Virginia	27	41	68
Attendance --	10,311		

Sylen Landesberg scored a game-high 22 points and made two free throws with 29 seconds left to play to give Virginia the lead for good at 67-66 and the Cavaliers went on to a 68-66 victory over Radford at John Paul Jones Arena.

Landesberg finished with a game-high total of 22 points and he also had four rebounds. He scored 18 of his points in the second half.


Sammy Zeglinski was the only other player to score in double figures for UVA with 11 points and he had five rebounds. Calvin Baker added nine points for the Cavaliers and Tunji Soroye added eight points, five rebounds and blocked two shots. Baker scored five of UVA's last seven points in the final 2:35 of the game.

Radford led 29-27 at halftime with Joey Lynch-Flohr's nine points leading the Highlanders. Zeglinski had nine first half points for the Cavaliers. Neither team led by more than four points in the second half before Virginia came from behind in the closing minute for the victory.

UVA shot 36.9 percent (24-65) from the field, including just 11.1 percent (1-9) from three-point range, and 79.2 percent (19-24) from the free throw line. The Cavaliers out-rebounded the Highlanders 43-40. Radford shot 38.7 percent (24-62) from the field, including 4-12 from three-point range, and 56.0 percent (14-25) from the free throw line. The Highlanders blocked 10 of the Cavaliers' shots in the game.

Artsiom Parakhouski had a double-double for Radford with 16 points and 12 rebounds. Lynch-Flohr finished with 15 points, while Martell McDuffy scored 13 points and Kenny Thomas 10 for the Highlanders.

"By chance today, we made a play or two at the end or they didn't execute a play or two at the end, and we were fortunate to win. For the second consecutive game, we haven't exactly played the game we've intended to from day one in practice. If we don't make a decision to turn the corner, both psychologically and physically, these nights that we eek out wins are going to turn to losses, and unfortunately they're going to start stringing together." - Dave Leitao



CALVIN BAKER

#4

Junior • Guard • 6-2 • 186 • Newport News, Va. • Woodside H.S. • William & Mary

2008-09 SEASON:

- One of Virginia's tri-captains this season
- Scored nine points vs. Radford, including five of the team's last seven points in the final 2:35
- Assisted Sylven Landesberg's go-ahead layup with 13 seconds remaining against USF
- Had a career-high seven assists and tied a career high with four steals vs. VMI
- Had four points and four rebounds in the exhibition vs. Shepherd

SINGLE GAME BESTS (at Virginia)

POINTS

Season: 9 vs. Radford (11/21/08)
 Career: 17 at Maryland (1/30/08)
 ACC: 17 at Maryland (1/30/08)

REBOUNDS

Season: 5 vs. VMI (11/16/08)
 Career: 8 vs. Howard (11/14/07)
 ACC: 7 at Georgia Tech (3/3/08)

FG MADE

Season: 2 vs. VMI (11/16/08), vs. Radford (11/21/08)
 Career: 7 vs. Duke (3/5/08)
 ACC: 7 vs. Duke (3/5/08)

FG ATTEMPTS

Season: 7 vs. Radford (11/21/08)
 Career: 15 vs. Duke (3/5/08)
 ACC: 15 vs. Duke (3/5/08)

3 PT FG MADE

Season: --
 Career: 4 vs. Northwestern (11/27/07)
 ACC: 3 on three occasions

3 PT FG ATTEMPTS

Season: 2 vs. Radford (11/21/08)
 Career: 7 vs. Syracuse (12/5/07), vs. Ga Tech (1/27/08)
 ACC: 7 vs. Georgia Tech (1/27/08)

FT MADE

Season: 5 vs. Radford (11/21/08)
 Career: 5 at Miami (3/1/08), vs. Radford (11/21/08)
 ACC: 5 at Miami (3/1/08)

FT ATTEMPTS

Season: 6 vs. Radford (11/21/08)
 Career: 6 at Miami (3/1/08), vs. Radford (11/21/08)
 ACC: 6 at Miami (3/1/08)

ASSISTS

Season: 7 vs. VMI (11/16/08)
 Career: 7 vs. VMI (11/16/08)
 ACC: 5 at Boston College (2/17/08)

TURNOVERS

Season: 5 vs. VMI (11/16/08)
 Career: 5 vs. Duke (3/5/08), vs. VMI (11/16/08)
 ACC: 5 vs. Duke (3/5/08)

BLOCKS

Season: --
 Career: 2 vs. North Carolina (2/12/08)
 ACC: 2 vs. North Carolina (2/12/08)

STEALS

Season: 4 vs. VMI (11/16/08)
 Career: 4 at Ga Tech (3/3/08), vs. VMI (11/16/08)
 ACC: 4 at Georgia Tech (3/3/08)

MINUTES


Season: 21 vs. VMI (11/16/08)
 Career: 34 at Florida State (1/23/08)
 ACC: 34 at Florida State (1/23/08)

2008-09 GAME-BY GAME:

Opponent	GP-GS	FG-FGA	3FG-3FGA	FT-FTA	Off-Def	Total	A	TO	Blk	Stl	PF	Min	Pts
VMI	1-1	2-4	0-1	0-0	1-4	5	7	5	0	4	1	21	4
USF	2-2	1-5	0-1	1-4	1-0	1	2	1	0	0	1	17	3
Radford	3-3	2-7	0-2	5-6	0-0	0	1	2	0	1	1	18	9

CAREER STATISTICS (at Virginia)

Year	G-GS	Min-Avg.	FG-FGA	Pct.	3FG-3FGA	Pct.	FT-FTA	Pct.	Off-Def.	Reb-Avg.	PF-DQ	Ast	TO	Blk	Stl	Pts-Avg
2006-07	Did not play after transferring															
ACC																
2007-08	33-8	835-25.3	103-247	.417	41-110	.373	37-55	.673	19-67	86-2.6	62-0	79	57	5	29	284-8.6
ACC	16-8	448-28.0	55-133	.414	20-53	.377	24-32	.750	9-37	46-2.9	30-0	34	29	4	19	154-9.6
2008-09	3-3	56-18.7	5-16	.313	0-4	.000	6-10	.600	2-4	6-2.0	3-0	10	8	0	5	16-5.3
ACC																
CAREER	36-11	891-24.8	108-263	.411	41-114	.360	43-65	.662	21-71	92-2.6	65-0	89	65	5	34	300-8.3
ACC	16-8	448-28.0	55-133	.414	20-53	.377	24-32	.750	9-37	46-2.9	30-0	34	29	4	19	154-9.6



MAMADI DIANE

#24

Senior • Guard/Forward • 6-5 • 204 • Potomac, Md. • DeMatha Catholic H.S.

2008-09 SEASON:

- One of Virginia's tri-captains this season
- Scored 13 points vs. USF
- Had 14 points and seven rebounds vs. VMI
- Scored 14 points in the exhibition vs. Shepherd

SINGLE GAME BESTS

POINTS

Season: 14 vs. VMI (11/16/08)
 Career: 26 vs. Maryland (1/16/07)
 ACC: 26 vs. Maryland (1/16/07)

REBOUNDS

Season: 7 vs. VMI (11/16/08)
 Career: 11 vs. Hampton (12/16/06)
 ACC: 10 vs. Wake Forest (2/4/06)

FG MADE

Season: 6 vs. VMI (11/16/08), vs. USF (11/19/08)
 Career: 9 vs. Maryland (1/16/07)
 ACC: 9 vs. Maryland (1/16/07)

FG ATTEMPTS

Season: 15 vs. VMI (11/16/08)
 Career: 17 vs. Georgia Tech (1/27/08)
 ACC: 17 vs. Georgia Tech (1/27/08)

3 PT FG MADE

Season: --
 Career: 6 vs. Northwestern (11/27/07)
 ACC: 5 at Florida State (1/23/08)

3 PT FG ATTEMPTS

Season: 4 vs. VMI (11/16/08), vs. USF (11/19/08)
 Career: 10 vs. Boston College (1/19/08)
 ACC: 10 vs. Boston College (1/19/08)

FT MADE

Season: 2 vs. VMI (11/16/08)
 Career: 7 vs. Loyola (12/23/05), vs. UMES (11/26/06)
 ACC: 6 vs. Maryland (1/16/07)

FT ATTEMPTS

Season: 3 vs. VMI (11/16/08)
 Career: 8 vs. Loyola (12/23/05)
 ACC: 7 vs. Md (1/16/07), at VT (2/2/08)

ASSISTS

Season: 1 on three occasions
 Career: 4 vs. Loyola (12/23/05), at Md (1/30/08)
 ACC: 4 at Maryland (1/30/08)

TURNOVERS

Season: 2 vs. USF (11/19/08)
 Career: 5 vs. Morgan St. (11/19/06), at GT (3/3/08)
 ACC: 5 at Georgia Tech (3/3/08)

BLOCKS

Season: 1 vs. VMI (11/16/08)
 Career: 3 vs. Liberty (11/18/05), at Arizona (11/17/07)
 ACC: 2 on 4 occasions

STEALS

Season: 1 vs. VMI (11/16/08)
 Career: 4 vs. Maryland (1/16/07)
 ACC: 4 vs. Maryland (1/16/07)

MINUTES


Season: 30 vs. USF (11/19/08)
 Career: 42 vs. Georgia Tech (1/27/08)
 ACC: 42 vs. Georgia Tech (1/27/08)

2008-09 GAME-BY-GAME:

Opponent	GP-GS	FG-FGA	3FG-3FGA	FT-FTA	Off-Def	Total	A	TO	Blk	Stl	PF	Min	Pts
VMI	1-1	6-15	0-4	2-3	5-2	7	1	0	1	1	3	27	14
USF	2-2	6-14	0-4	1-2	1-2	3	1	2	0	0	3	30	13
Radford	3-3	1-9	0-2	1-2	3-2	5	1	0	0	0	0	24	3

CAREER STATISTICS

Year	G-GS	Min-Avg.	FG-FGA	Pct.	3FG-3FGA	Pct.	FT-FTA	Pct.	Off-Def.	Reb-Avg.	PF-DQ	Ast	TO	Blk	Stl	Pts-Avg
2005-06	30-11	668-22.3	65-193	.337	16-66	.242	35-43	.814	33-79	112-3.7	42-0	32	36	11	22	181-6.0
ACC	16-1	321-20.1	31-94	.330	7-36	.194	12-15	.800	20-39	59-3.7	22-0	17	17	3	10	81-5.1
2006-07	32-32	883-27.6	111-251	.442	42-120	.350	43-57	.754	34-78	112-3.5	61-3	38	42	13	26	307-9.6
ACC	16-16	446-27.9	49-132	.371	18-64	.281	18-27	.667	17-37	54-3.4	32-2	18	21	8	15	134-8.4
2007-08	33-22	950-28.8	131-303	.432	60-145	.414	67-99	.677	55-91	146-4.4	72-0	37	59	22	20	389-11.8
ACC	16-8	482-30.1	60-160	.375	24-70	.343	40-60	.667	35-41	76-4.8	36-0	15	28	7	8	184-11.5
2008-09	3-3	81-27.0	13-38	.342	0-10	.000	4-7	.571	9-6	15-5.0	6-0	3	2	1	1	30-10.0
ACC																
CAREER	98-68	2582-26.3	320-785	.408	118-341	.346	149-206	.723	131-254	385-3.9	181-3	110	139	47	69	907-9.3
ACC	48-25	1249-26.0	140-386	.363	49-170	.288	70-102	.686	72-117	189-3.9	90-2	50	66	18	33	399-8.3



MUSTAPHA FARRAKHAN

#2

Sophomore • Guard • 6-4 • 179 • Harvey, Ill. • Thornton Township H.S.

2008-09 SEASON:

- Made first career start vs. VMI and had two points
- Had nine points and five assists in the exhibition vs. Shepherd

SINGLE GAME BESTS

POINTS

Season: 2 vs VMI (11/16/08)
 Career: 4 vs. Howard (11/14/07)
 ACC: 3 vs. Georgia Tech (1/27/08)

REBOUNDS

Season: 1 vs. Radford (11/21/08)
 Career: 4 at Maryland (1/30/08)
 ACC: 4 at Maryland (1/30/08)

FG MADE

Season: 1 vs VMI (11/16/08)
 Career: 2 vs. Howard (11/14/07)
 ACC: 1 vs. Georgia Tech (1/27/08)

FG ATTEMPTS

Season: 5 vs VMI (11/16/08)
 Career: 6 vs. Howard (11/14/07)
 ACC: 5 vs. Georgia Tech (1/27/08)

3 PT FG MADE

Season: --
 Career: 1 at Xavier (1/3/08), vs. Ga Tech (1/27/08)
 ACC: 1 vs. Georgia Tech (1/27/08)

3 PT FG ATTEMPTS

Season: 1 vs VMI (11/16/08)
 Career: 3 vs. Georgia Tech (1/27/08)
 ACC: 3 vs. Georgia Tech (1/27/08)

FT MADE

Season: --
 Career: 1 at Maryland (1/30/08)
 ACC: 1 at Maryland (1/30/08)

FT ATTEMPTS

Season: --
 Career: 2 vs. Hartford (12/30/07), at Md (1/30/08)
 ACC: 2 at Maryland (1/30/08)

ASSISTS

Season: --
 Career: 1 on five occasions
 ACC: 1 vs. Georgia Tech (1/27/08)

TURNOVERS

Season: 2 vs VMI (11/16/08)
 Career: 3 at Penn (11/23/07)
 ACC: 2 vs. Clemson (2/7/08)

BLOCKS

Season: --
 Career: --
 ACC: --

STEALS

Season: --
 Career: 1 vs. Howard (11/14/07), at Xavier (1/3/08)
 ACC: --

MINUTES


Season: 11 vs VMI (11/16/08)
 Career: 12 at Md (1/30/08), vs. Clemson (2/7/08)
 ACC: 12 at Md (1/30/08), vs. Clemson (2/7/08)

2008-09 GAME-BY-GAME:

Opponent	GP-GS	FG-FGA	3FG-3FGA	FT-FTA	Off-Def	Total	A	TO	Blk	Stl	PF	Min	Pts
VMI	1-1	1-5	0-1	0-0	0-0	0	0	2	0	0	0	11	2
USF	2-2	0-0	0-0	0-0	0-0	0	0	0	0	0	1	5	0
Radford	3-2	0-2	0-0	0-0	0-1	1	0	1	0	0	0	4	0

CAREER STATISTICS

Year	G-GS	Min-Avg.	FG-FGA	Pct.	3FG-3FGA	Pct.	FT-FTA	Pct.	Off-Def.	Reb-Avg.	PF-DQ	Ast	TO	Blk	Stl	Pts-Avg
2007-08	19-0	115-6.1	7-38	.184	2-16	.125	1-5	.200	4-11	15-0.8	9-0	5	12	0	2	17-0.9
ACC	6-0	43-7.2	1-13	.077	1-7	.143	1-3	.333	2-4	6-1.0	3-0	1	3	0	0	4-0.7
2008-09	3-2	20-6.7	1-7	.143	0-1	.000	0-0	.000	0-1	1-0.3	1-0	0	3	0	0	2-0.7
ACC																
CAREER	22-2	135-6.1	8-45	.178	2-17	.118	1-5	.200	4-12	16-0.7	10-0	5	15	0	2	19-0.9
ACC	6-0	43-7.2	1-13	.077	1-7	.143	1-3	.333	2-4	6-1.0	3-0	1	3	0	0	4-0.7



JEFF JONES

#23

Sophomore • Guard • 6-4 • 200 • Chester, Pa. • Monsignor Bonner H.S.

2008-09 SEASON:

- Had six points vs. Radford
- Scored three points vs. USF
- Had eight points and three rebounds vs. VMI
- Had 18 points and five rebounds in the exhibition vs. Shepherd

SINGLE GAME BESTS

POINTS

Season: 8 vs. VMI (11/16/08)
 Career: 26 vs. Bradley (3/26/08)
 ACC: 9 vs. NC State (2/24/08)

REBOUNDS

Season: 3 vs. VMI (11/16/08)
 Career: 6 vs. Vermont (11/11/07)
 ACC: 4 at WF (2/9/08), vs. Duke (3/5/08)

FG MADE

Season: 3 vs. VMI (11/16/08)
 Career: 9 vs. Bradley (3/26/08)
 ACC: 4 vs. NCSU (2/24/08)

FG ATTEMPTS

Season: 8 vs. VMI (11/16/08), vs. USF (11/19/08)
 Career: 14 vs. Bradley (3/26/08)
 ACC: 8 vs. NCSU (2/24/08), vs. GT (3/13/08)

3 PT FG MADE

Season: 2 vs. VMI (11/16/08)
 Career: 6 vs. Bradley (3/26/08)
 ACC: 1 on three occasions

3 PT FG ATTEMPTS

Season: 5 vs. VMI (11/16/08), vs. USF (11/19/08)
 Career: 8 vs. Bradley (3/26/08)
 ACC: 4 vs. Georgia Tech (3/13/08)

FT MADE

Season: 4 vs. Radford (11/21/08)
 Career: 4 on three occasions
 ACC: 2 on four occasions

FT ATTEMPTS

Season: 4 vs. Radford (11/21/08)
 Career: 5 vs. N'western (11/27/07), vs. Hartford (12/30/07)
 ACC: 3 vs. Georgia Tech (3/13/08)

ASSISTS

Season: 2 vs. VMI (11/16/08)
 Career: 4 at Boston College (2/17/08)
 ACC: 4 at Boston College (2/17/08)

TURNOVERS

Season: 1 vs. VMI (11/16/08), vs. Radford (11/21/08)
 Career: 4 vs. Longwood (12/7/07)
 ACC: 3 at Duke (1/13/08)

BLOCKS

Season: 1 vs. VMI (11/16/08)
 Career: 1 on five occasions
 ACC: 1 at Boston College (2/17/08)

STEALS

Season: 1 vs. VMI (11/16/08)
 Career: 3 vs. Howard (11/14/07)
 ACC: 1 on five occasions

MINUTES


Season: 27 vs. VMI (11/16/08)
 Career: 31 vs. Bradley (3/26/08)
 ACC: 22 vs. Georgia Tech (3/13/08)

2008-09 GAME-BY GAME:

Opponent	GP-GS	FG-FGA	3FG-3FGA	FT-FTA	Off-Def	Total	A	TO	Blk	Stl	PF	Min	Pts
VMI	1-0	3-8	2-5	0-0	0-3	3	2	1	1	1	0	27	8
USF	2-0	1-8	1-5	0-0	0-0	0	1	0	0	0	2	15	3
Radford	3-0	1-3	0-1	4-4	0-2	2	0	1	0	0	2	13	6

CAREER STATISTICS

Year	G-GS	Min-Avg.	FG-FGA	Pct.	3FG-3FGA	Pct.	FT-FTA	Pct.	Off-Def.	Reb-Avg.	PF-DQ	Ast	TO	Blk	Stl	Pts-Avg
2007-08	33-25	494-15.0	55-151	.364	16-51	.314	33-47	.702	15-45	60-1.8	46-0	17	41	4	10	159-4.8
ACC	16-8	193-12.1	12-51	.235	2-14	.143	10-14	.714	6-14	20-1.3	20-0	8	16	1	5	36-2.3
2008-09	3-0	55-18.3	5-19	.263	3-11	.273	4-4	1.000	0-5	5-1.7	4-0	3	2	1	1	17-5.7
ACC																
CAREER	36-25	549-15.3	60-170	.353	19-62	.306	37-51	.725	15-50	65-1.8	50-0	20	43	5	11	176-4.9
ACC	16-8	193-12.1	12-51	.235	2-14	.143	10-14	.714	6-14	20-1.3	20-0	8	16	1	5	36-2.3



JEROME MEYINSSE

#55

Junior • Forward/Center • 6-9 • 245 • Baton Rouge, La. • McKinley H.S.

2008-09 SEASON:

- Made first career start vs. USF
- Had four points and five rebounds in the exhibition vs. Shepherd

SINGLE GAME BESTS

POINTS

Season: --
 Career: 12 vs. Elon (12/22/07)
 ACC: 4 at Florida State (1/23/08)

REBOUNDS

Season: --
 Career: 9 vs. Hampton (12/19/07)
 ACC: 3 vs. BC (1/19/08), at FSU (1/23/08)

FG MADE

Season: --
 Career: 5 vs. Elon (12/22/07)
 ACC: 2 at Florida State (1/23/08)

FG ATTEMPTS

Season: 1 vs. Radford (11/21/08)
 Career: 7 vs. Hampton (12/19/07)
 ACC: 3 vs. Clemson (2/7/08)

3 PT FG MADE

Season: --
 Career: --
 ACC: --

3 PT FG ATTEMPTS

Season: --
 Career: --
 ACC: --

FT MADE

Season: --
 Career: 5 vs. UMES (11/26/06)
 ACC: --

FT ATTEMPTS

Season: --
 Career: 6 vs. UMES (11/26/06)
 ACC: 2 vs. Boston College (1/19/08)

ASSISTS

Season: --
 Career: 1 on three occasions
 ACC: --

TURNOVERS

Season: 1 vs. USF (11/19/08), vs. Radford (11/21/08)
 Career: 2 on three occasions
 ACC: --

BLOCKS

Season: --
 Career: 2 vs. Richmond (3/18/08)
 ACC: --

STEALS

Season: --
 Career: 2 vs. PR-Mayaguez (12/21/06)
 ACC: 1 at Florida State (1/23/08)

MINUTES

Season: 6 vs. USF (11/19/08)
 Career: 22 vs. Hampton (12/19/07)
 ACC: 14 at Florida State (1/23/08)

2008-09 GAME-BY-GAME:

Opponent	GP-GS	FG-FGA	3FG-3FGA	FT-FTA	Off-Def	Total	A	TO	Blk	Stl	PF	Min	Pts
VMI	DNP												
USF	1-1	0-0	0-0	0-0	0-0	0	0	1	0	0	0	6	0
Radford	2-1	0-1	0-0	0-0	0-0	0	0	1	0	0	0	3	0

CAREER STATISTICS

Year	G-GS	Min-Avg.	FG-FGA	Pct.	3FG-3FGA	Pct.	FT-FTA	Pct.	Off-Def.	Reb-Avg.	PF-DQ	Ast	TO	Blk	Stl	Pts-Avg
2006-07	15-0	100-6.7	4-11	.364	0-0	.000	9-13	.692	3-17	20-1.3	15-0	1	4	2	2	17-1.1
ACC	4-0	8-2.0	0-1	.000	0-0	.000	0-0	.000	0-0	0-0.0	3-0	0	0	0	0	0-0.0
2007-08	26-0	188-7.2	23-33	.697	0-0	.000	4-12	.333	18-31	49-1.9	36-0	2	7	3	3	50-1.9
ACC	13-0	77-5.9	7-11	.636	0-0	.000	0-2	.000	5-12	17-1.3	21-0	0	0	0	1	14-1.1
2008-09	2-1	9-4.5	0-1	.000	0-0	.000	0-0	.000	0-0	0-0.0	0-0	0	2	0	0	0-0.0
ACC																
CAREER	43-1	297-6.9	27-45	.600	0-0	.000	13-25	.520	21-48	69-1.6	51-0	3	13	5	5	67-1.6
ACC	17-0	85-5.0	7-12	.583	0-0	.000	0-2	.000	5-12	17-1.0	24-0	0	0	0	1	14-0.8



MIKE SCOTT

#32

Sophomore • Forward • 6-8 • 233 • Chesapeake, Va. • Hargrave Military Academy

2008-09 SEASON:

- Had 10 points and six rebounds vs. USF
- Set career highs with 26 points and 18 rebounds vs. VMI, including tying the school record with 10 offensive rebounds in the game
- The VMI game was his third career double-double
- Had 10 points and 14 rebounds in the exhibition vs. Shepherd

SINGLE GAME BESTS

POINTS

Season: 26 vs. VMI (11/16/08)
 Career: 26 vs. VMI (11/16/08)
 ACC: 11 at Boston College (2/17/08)

REBOUNDS

Season: 18 vs. VMI (11/16/08)
 Career: 18 vs. VMI (11/16/08)
 ACC: 12 at Md (1/30/08), at BC (2/17/08)

FG MADE

Season: 11 vs. VMI (11/16/08)
 Career: 11 vs. VMI (11/16/08)
 ACC: 5 at Boston College (2/17/08)

FG ATTEMPTS

Season: 13 vs. VMI (11/16/08)
 Career: 13 vs. VMI (11/16/08)
 ACC: 11 at Boston College (2/17/08)

3 PT FG MADE

Season: --
 Career: 2 vs. Georgia Tech (3/13/08)
 ACC: 2 vs. Georgia Tech (3/13/08)

3 PT FG ATTEMPTS

Season: 1 vs. USF (11/19/08), vs. Radford (11/21/08)
 Career: 2 at BC (2/17/08), vs. GT (3/13/08)
 ACC: 2 at BC (2/17/08), vs. GT (3/13/08)

FT MADE

Season: 4 vs. VMI (11/16/08)
 Career: 5 vs. Drexel (11/20/07), at VT (2/2/08)
 ACC: 5 at Virginia Tech (2/2/08)

FT ATTEMPTS

Season: 5 vs. VMI (11/16/08)
 Career: 7 at Virginia Tech (2/2/08)
 ACC: 7 at Virginia Tech (2/2/08)

ASSISTS

Season: 1 vs. USF (11/19/08), vs. Radford (11/21/08)
 Career: 2 at Miami (3/1/08), vs. ODU (3/24/08)
 ACC: 2 at Miami (3/1/08)

TURNOVERS

Season: 4 vs. VMI (11/16/08)
 Career: 4 vs. VMI (11/16/08)
 ACC: 3 at Duke (1/13/08), at VT (2/2/08)

BLOCKS

Season: --
 Career: 3 vs. Duke (3/5/08), vs. Richmond (3/18/08)
 ACC: 3 vs. Duke (3/5/08)

STEALS

Season: 2 vs. USF (11/19/08)
 Career: 3 at Penn (11/23/07)
 ACC: 2 vs. UNC (2/12/08), at BC (2/17/08)

MINUTES


Season: 32 vs. USF (11/19/08)
 Career: 32 vs. USF (11/19/08)
 ACC: 29 at BC (2/17/08), vs. NCSU (2/24/08)

2008-09 GAME-BY-GAME:

Opponent	GP-GS	FG-FGA	3FG-3FGA	FT-FTA	Off-Def	Total	A	TO	Blk	Stl	PF	Min	Pts
VMI	1-1	11-13	0-0	4-5	10-8	18	0	4	0	1	2	30	26
USF	2-2	4-9	0-1	2-2	4-2	6	1	2	0	2	2	32	10
Radford	3-3	2-7	0-1	1-3	2-3	5	1	0	0	0	4	27	5

CAREER STATISTICS

Year	G-GS	Min-Avg.	FG-FGA	Pct.	3FG-3FGA	Pct.	FT-FTA	Pct.	Off-Def.	Reb-Avg.	PF-DQ	Ast	TO	Blk	Stl	Pts-Avg
2007-08	32-21	579-18.1	63-143	.441	4-10	.400	52-74	.703	67-101	168-5.3	69-1	15	25	12	20	182-5.7
ACC	16-14	310-19.4	30-77	.390	1-4	.250	20-33	.606	30-50	80-5.0	39-1	6	15	5	8	81-5.1
2008-09	3-3	89-29.7	17-29	.586	0-2	.000	7-10	.700	16-13	29-9.7	8-0	2	6	0	3	41-13.7
ACC																
CAREER	35-24	668-19.1	80-172	.465	4-12	.333	59-84	.702	83-114	197-5.6	77-1	17	31	12	23	223-6.4
ACC	16-14	310-19.4	30-77	.390	1-4	.250	20-33	.606	30-50	80-5.0	39-1	6	15	5	8	81-5.1



WILL SHERRILL

#22

Sophomore • Forward • 6-9 • 221 • New York, N.Y. • Phillips Academy Andover

2008-09 SEASON:

- Made season debut vs. Radford and had a career-high three rebounds
- Played five minutes in the exhibition vs. Shepherd

SINGLE GAME BESTS

POINTS

Season: --
 Career: 3 vs. Longwood (12/7/07)
 ACC: --

REBOUNDS

Season: 3 vs. Radford (11/21/08)
 Career: 3 vs. Radford (11/21/08)
 ACC: --

FG MADE

Season: --
 Career: 1 on three occasions
 ACC: --

FG ATTEMPTS

Season: 2 vs. Radford (11/21/08)
 Career: 2 vs. Radford (11/21/08)
 ACC: --

3 PT FG MADE

Season: --
 Career: 1 vs. Longwood (12/7/07)
 ACC: --

3 PT FG ATTEMPTS

Season: --
 Career: 1 vs. Longwood (12/7/07)
 ACC: --

FT MADE

Season: --
 Career: --
 ACC: --

FT ATTEMPTS

Season: --
 Career: --
 ACC: --

ASSISTS

Season: --
 Career: 1 vs. Elon (12/22/07)
 ACC: --

TURNOVERS

Season: 1 vs. Radford (11/21/08)
 Career: 1 vs. Radford (11/21/08)
 ACC: --

BLOCKS

Season: --
 Career: --
 ACC: --

STEALS

Season: --
 Career: 1 vs. Northwestern (11/27/07)
 ACC: --

MINUTES

Season: 5 vs. Radford (11/21/08)
 Career: 5 vs. Radford (11/21/08)
 ACC: 1 vs. Clemson (2/7/08)

2008-09 GAME-BY-GAME:

Opponent	GP-GS	FG-FGA	3FG-3FGA	FT-FTA	Off-Def	Total	A	TO	Blk	Stl	PF	Min	Pts
VMI	DNP												
USF	DNP												
Radford	1-0	0-2	0-0	0-0	2-1	3	0	1	0	0	1	5	0

CAREER STATISTICS

Year	G-GS	Min-Avg.	FG-FGA	Pct.	3FG-3FGA	Pct.	FT-FTA	Pct.	Off-Def.	Reb-Avg.	PF-DQ	Ast	TO	Blk	Stl	Pts-Avg
2007-08	7-0	12-1.7	3-3	1.000	1-1	1.000	0-0	.000	1-2	3-0.4	3-0	1	0	0	1	7-1.0
ACC	1-0	1-1.0	0-0	.000	0-0	.000	0-0	.000	0-0	0-0.0	0-0	0	0	0	0	0-0.0
2008-09	1-0	5-5.0	0-2	.000	0-0	.000	0-0	.000	2-1	3-3.0	1-0	0	1	0	0	0-0.0
ACC																
CAREER	8-0	17-2.1	3-5	.600	1-1	1.000	0-0	.000	3-3	6-0.8	4-0	1	1	0	1	7-0.9
ACC	1-0	1-1.0	0-0	.000	0-0	.000	0-0	.000	0-0	0-0.0	0-0	0	0	0	0	0-0.0



TUNJI SOROYE

#21

Senior • Center • 6-11 • 252 • Dugbe Ibadan, Nigeria • Montrose Christian School

2008-09 SEASON:

- One of Virginia's tri-captains this season
- Had eight points, five rebounds, two blocks and two steals vs. Radford
- Had three points, six rebounds and two blocks vs. USF
- Had two points and one rebound in the exhibition vs. Shepherd

SINGLE GAME BESTS

POINTS

Season: 8 vs. Radford (11/21/08)
 Career: 12 vs. Fordham (12/7/05)
 ACC: 6 on three occasions

REBOUNDS

Season: 6 vs. USF (11/19/08)
 Career: 11 vs. Maryland (2/6/07)
 ACC: 11 vs. Maryland (2/6/07)

FG MADE

Season: 3 vs. Radford (11/21/08)
 Career: 4 vs. Fordham (12/7/05), vs. Albany (3/16/07)
 ACC: 3 vs. Florida State (1/11/06)

FG ATTEMPTS

Season: 5 vs. Radford (11/21/08)
 Career: 8 vs. Albany (3/16/07)
 ACC: 5 vs. Florida State (1/11/06)

3 PT FG MADE

Season: --
 Career: --
 ACC: --

3 PT FG ATTEMPTS

Season: --
 Career: --
 ACC: --

FT MADE

Season: 2 vs. Radford (11/21/08)
 Career: 4 on three occasions
 ACC: 4 vs. Clemson (1/7/06)

FT ATTEMPTS

Season: 2 vs. USF (11/19/08), vs. Radford (11/21/08)
 Career: 6 vs. Fordham (12/7/05)
 ACC: 5 vs. Florida State (2/17/07)

ASSISTS

Season: --
 Career: 1 on 13 occasions
 ACC: 1 on eight occasions

TURNOVERS

Season: 1 vs. USF (11/19/08)
 Career: 4 at Virginia Tech (1/15/06)
 ACC: 4 at Virginia Tech (1/15/06)

BLOCKS

Season: 2 vs. USF (11/19/08), vs. Radford (11/21/08)
 Career: 5 vs. Duke (3/11/05)
 ACC: 5 vs. Duke (3/11/05)

STEALS

Season: 2 vs. Radford (11/21/08)
 Career: 2 on four occasions
 ACC: 2 vs. UNC (1/19/06), at FSU (2/18/06)

MINUTES


Season: 24 vs. Radford (11/21/08)
 Career: 33 vs. Clemson (1/7/06)
 ACC: 33 vs. Clemson (1/7/06)

2008-09 GAME-BY-GAME:

Opponent	GP-GS	FG-FGA	3FG-3FGA	FT-FTA	Off-Def	Total	A	TO	Blk	Stl	PF	Min	Pts
VMI	DNP												
USF	1-0	1-1	0-0	1-2	3-3	6	0	1	2	1	1	15	3
Radford	2-1	3-5	0-0	2-2	2-3	5	0	0	2	2	3	24	8

CAREER STATISTICS

Year	G-GS	Min-Avg.	FG-FGA	Pct.	3FG-3FGA	Pct.	FT-FTA	Pct.	Off-Def.	Reb-Avg.	PF-DQ	Ast	TO	Blk	Stl	Pts-Avg
2004-05	21-2	120-5.7	4-10	.400	0-0	.000	4-7	.571	7-21	28-1.3	18-0	2	3	15	1	12-0.6
ACC	12-0	72-6.0	4-5	.800	0-0	.000	2-4	.500	4-12	16-1.3	14-0	2	2	8	1	10-0.8
2005-06	30-23	553-18.4	21-51	.412	0-0	.000	13-19	.684	36-70	106-3.5	88-7	4	38	37	10	55-1.8
ACC	16-16	290-18.1	9-26	.346	0-0	.000	6-9	.667	18-33	51-3.2	49-4	2	19	15	6	24-1.5
2006-07	28-11	391-14.0	18-35	.514	0-0	.000	24-39	.615	35-54	89-3.2	46-0	7	20	26	7	60-2.1
ACC	16-6	252-15.8	12-19	.632	0-0	.000	10-23	.435	27-30	57-3.6	29-0	4	10	14	2	34-2.1
2007-08	2-0	8-4.0	0-1	.000	0-0	.000	1-2	.500	2-1	3-1.5	2-0	0	2	0	0	1-0.5
ACC	0-0															
2008-09	2-1	39-19.5	4-6	.667	0-0	.000	3-4	.750	5-6	11-5.5	4-0	0	1	4	3	11-5.5
ACC																
CAREER	83-37	1111-13.4	47-103	.456	0-0	.000	45-71	.634	85-152	237-2.9	158-7	13	64	82	21	139-1.7
ACC	44-22	614-14.0	25-50	.500	0-0	.000	18-36	.500	49-75	124-2.8	92-4	8	31	37	9	68-1.5



SOLOMON TAT

#45

Junior • Guard/Forward • 6-5 • 223 • Jos Plateau, Nigeria • Community Christian School

2008-09 SEASON:

- Made season debut vs. Radford
- Had three rebounds in the exhibition vs. Shepherd

SINGLE GAME BESTS

POINTS

Season: --
 Career: 12 at Xavier (1/3/08)
 ACC: 8 at Virginia Tech (2/10/07)

REBOUNDS

Season: --
 Career: 6 at Virginia Tech (2/10/07)
 ACC: 6 at Virginia Tech (2/10/07)

FG MADE

Season: --
 Career: 3 at Virginia Tech (2/10/07), at Xavier (1/3/08)
 ACC: 3 at Virginia Tech (2/10/07)

FG ATTEMPTS

Season: --
 Career: 9 at Virginia Tech (2/10/07)
 ACC: 9 at Virginia Tech (2/10/07)

3 PT FG MADE

Season: --
 Career: --
 ACC: --

3 PT FG ATTEMPTS

Season: --
 Career: 1 on five occasions
 ACC: 1 on three occasions

FT MADE

Season: --
 Career: 6 at Xavier (1/3/08)
 ACC: 2 on four occasions

FT ATTEMPTS

Season: --
 Career: 9 at Xavier (1/3/08)
 ACC: 2 on five occasions

ASSISTS

Season: --
 Career: 5 vs. Gonzaga (1/3/07)
 ACC: 2 at Clemson (1/28/07), at Wake (3/3/07)

TURNOVERS

Season: --
 Career: 2 on four occasions
 ACC: 2 vs. Maryland (1/16/07), at Duke (1/13/08)

BLOCKS

Season: --
 Career: 1 vs. Longwood (2/13/07)
 ACC: --

STEALS

Season: --
 Career: 2 vs. Stanford (1/7/07), vs. Md. (1/16/07)
 ACC: 2 vs. Maryland (1/16/07)

MINUTES


Season: 1 vs. Radford (11/21/08)
 Career: 23 at Virginia Tech (2/10/07)
 ACC: 23 at Virginia Tech (2/10/07)

2008-09 GAME-BY GAME:

Opponent	GP-GS	FG-FGA	3FG-3FGA	FT-FTA	Off-Def	Total	A	TO	Blk	Stl	PF	Min	Pts
VMI	DNP												
USF	DNP												
Radford	1-0	0-0	0-0	0-0	0-0	0	0	0	0	0	0	1	0

CAREER STATISTICS

Year	G-GS	Min-Avg.	FG-FGA	Pct.	3FG-3FGA	Pct.	FT-FTA	Pct.	Off-Def.	Reb-Avg.	PF-DQ	Ast	TO	Blk	Stl	Pts-Avg
2006-07	20-0	165-8.3	14-40	.350	0-3	.000	12-19	.632	7-25	32-1.6	24-0	13	8	1	8	40-2.0
ACC	13-0	107-8.2	8-25	.320	0-1	.000	5-5	1.000	5-16	21-1.6	17-0	6	4	0	5	21-1.6
2007-08	15-0	100-6.7	11-24	.458	0-2	.000	13-17	.765	4-16	20-1.3	6-0	5	6	0	3	35-2.3
ACC	9-0	68-7.6	7-15	.467	0-2	.000	5-6	.833	1-12	13-1.4	4-0	3	4	0	3	19-2.1
2008-09	1-0	1-1.0	0-0	.000	0-0	.000	0-0	.000	0-0	0-0.0	0-0	0	0	0	0	0-0.0
ACC																
CAREER	36-0	266-7.4	25-64	.391	0-5	.000	25-36	.694	11-41	52-1.4	30-0	18	14	1	11	75-2.1
ACC	22-0	175-8.0	15-40	.375	0-3	.000	10-11	.909	6-28	34-1.5	21-0	9	8	0	8	40-1.8



JAMIL TUCKER

#12

Junior • Forward • 6-9 • 241 • Gary, Ind. • West Side H.S.

2008-09 SEASON:

- Had four points and a team-high six rebounds vs. Radford
- Had a career-high 15 points and a team-high seven rebounds vs. USF
- Scored 14 points vs. VMI
- Had seven points in the exhibition vs. Shepherd

SINGLE GAME BESTS

POINTS

Season: 15 vs. USF (11/19/08)
 Career: 15 vs. USF (11/19/08)
 ACC: 14 at Miami (3/1/08)

REBOUNDS

Season: 7 vs. USF (11/19/08)
 Career: 9 at BC (1/13/07), at WF (2/9/08)
 ACC: 9 at BC (1/13/07), at WF (2/9/08)

FG MADE

Season: 6 vs. VMI (11/16/08)
 Career: 6 vs. VMI (11/16/08)
 ACC: 5 vs. Maryland (3/9/08)

FG ATTEMPTS

Season: 8 vs. VMI (11/16/08), vs. USF (11/19/08)
 Career: 10 at WF (2/9/08), vs. ODU (3/24/08)
 ACC: 10 at Wake Forest (2/9/08)

3 PT FG MADE

Season: 2 vs. USF (11/19/08)
 Career: 3 on six occasions
 ACC: 3 on four occasions

3 PT FG ATTEMPTS

Season: 3 vs. USF (11/19/08)
 Career: 8 vs. Old Dominion (3/24/08)
 ACC: 7 at Wake Forest (2/9/08)

FT MADE

Season: 5 vs. USF (11/19/08)
 Career: 5 vs. Hampton (12/19/07), vs. USF (11/19/08)
 ACC: 3 vs. Md (1/16/07), at Miami (3/1/08)

FT ATTEMPTS

Season: 8 vs. USF (11/19/08)
 Career: 8 vs. USF (11/19/08)
 ACC: 4 on three occasions

ASSISTS

Season: 1 vs. USF (11/19/08)
 Career: 2 on four occasions
 ACC: 2 on three occasions

TURNOVERS

Season: 2 vs. VMI (11/16/08), vs. Radford (11/21/08)
 Career: 3 vs. Wake Forest (1/21/07)
 ACC: 3 vs. Wake Forest (1/21/07)

BLOCKS

Season: 1 vs. VMI (11/16/08), vs. USF (11/19/08)
 Career: 2 on five occasions
 ACC: 2 vs. VT (1/16/08), vs. GT (3/13/08)

STEALS

Season: 1 vs. USF (11/19/08), vs. Radford (11/21/08)
 Career: 2 vs. Old Dominion (3/24/08)
 ACC: 1 on five occasions

MINUTES

Season: 27 vs. USF (11/19/08)
 Career: 30 at Wake Forest (2/9/08)
 ACC: 30 at Wake Forest (2/9/08)

2008-09 GAME-BY-GAME:

Opponent	GP-GS	FG-FGA	3FG-3FGA	FT-FTA	Off-Def	Total	A	TO	Blk	Stl	PF	Min	Pts
VMI	1-0	6-8	0-1	2-4	0-3	3	0	2	1	0	2	17	14
USF	2-0	4-8	2-3	5-8	0-7	7	1	0	1	1	0	27	15
Radford	3-0	2-6	0-0	0-0	3-3	6	0	2	0	1	4	16	4

CAREER STATISTICS

Year	G-GS	Min-Avg.	FG-FGA	Pct.	3FG-3FGA	Pct.	FT-FTA	Pct.	Off-Def.	Reb-Avg.	PF-DQ	Ast	TO	Blk	Stl	Pts-Avg
2006-07	29-0	291-10.0	32-73	.438	21-43	.488	15-27	.556	16-44	60-2.1	39-0	3	19	6	3	100-3.4
ACC	13-0	113-8.7	15-32	.469	11-19	.579	8-13	.615	7-20	27-2.1	20-0	0	9	0	1	49-3.8
2007-08	31-3	483-15.6	57-133	.429	31-84	.369	17-24	.708	19-84	103-3.3	62-0	17	21	12	7	162-5.2
ACC	16-2	256-16.0	32-75	.427	18-45	.400	9-14	.643	14-44	58-3.6	26-0	11	11	3	4	91-5.7
2008-09	3-0	60-20.0	12-22	.545	2-4	.500	7-12	.583	3-13	16-5.3	6-0	1	4	2	2	33-11.0
ACC																
CAREER	63-3	834-13.2	101-228	.443	54-131	.412	39-63	.619	38-141	179-2.8	107-0	21	44	20	12	295-4.7
ACC	29-2	369-12.7	47-107	.439	29-64	.453	17-27	.630	21-64	85-2.9	46-0	11	20	3	5	140-4.8



2008-09 VIRGINIA BASKETBALL

VIRGINIA TEAM AND INDIVIDUAL HIGHS FOR THE 2008-09 SEASON:

TEAM			INDIVIDUAL		
Points:	107	vs. VMI (107-97)	Points:	28	Sylvan Landesberg vs. VMI
FG Att:	79	vs. VMI (43-79)	FG Att:	17	Sylvan Landesberg vs. VMI
FG Made:	43	vs. VMI (43-79)	FG Made:	10	Sylvan Landesberg vs. VMI
FG %:	54.4	vs. VMI (43-79)	FG % ⁽¹⁾ :	84.6	Mike Scott (11-13) vs. VMI
3-FG Att:	19	vs. USF (5-19)	3-FG Att:	5	Jeff Jones (2-5) vs. VMI
					Jeff Jones (1-5) vs. USF
3-FG Made:	5	vs. USF (5-19)	3-FG Made:	2	Jeff Jones (2-5) vs. VMI
					Jamil Tucker (2-3) vs. USF
3-FG %:	26.3	vs. USF (5-19)	3-FG % ⁽²⁾ :	–	no players qualify
FT Att:	28	vs. VMI (18-28)	FT Att:	11	Sylvan Landesberg (8-11) vs. VMI
		vs. USF (18-28)			
FT Made:	19	vs. Radford (19-24)	FT Made:	8	Sylvan Landesberg (8-11) vs. VMI
FT %:	79.2	vs. Radford (19-24)	FT % ⁽¹⁾ :	83.3	Calvin Baker (5-6) vs. Radford
Rebounds:	50	vs. VMI	Rebounds:	18	Mike Scott vs. VMI
Assists:	24	vs. VMI	Assists:	8	Sylvan Landesberg vs. VMI
Turnovers:	20	vs. VMI	Turnovers:	5	Calvin Baker vs. VMI
Blocks:	4	vs. VMI	Blocks:	2	Tunji Soroye vs. USF
					Tunji Soroye vs. Radford
Steals:	12	vs. VMI	Steals:	4	Calvin Baker vs. VMI
Fouls:	24	vs. Radford			

OPPONENT TEAM AND INDIVIDUAL HIGHS FOR THE 2008-09 SEASON:

TEAM			INDIVIDUAL		
Points:	97	VMI (107-97)	Points:	31	Chavis Holmes, VMI
FG Att:	79	VMI (37-79)	FG Att:	23	Dominique Jones (10-23), USF
FG Made:	37	VMI (37-79)	FG Made:	11	Chavis Holmes (11-20), VMI
FG %:	49.2	USF (32-65)	FG % ⁽¹⁾ :	75.0	Willie Bell (6-8), VMI
3-FG Att:	31	VMI (9-31)	3-FG Att:	9	Keith Gabriel (2-9), VMI
3-FG Made:	9	VMI (9-31)	3-FG Made:	4	Jesus Verdejo (4-7), USF
3-FG %:	33.3	USF (5-15)	3-FG % ⁽²⁾ :	57.1	Jesus Verdejo (4-7), USF
		Radford (4-12)			
FT Att:	25	Radford (14-25)	FT Att:	9	Artsiom Parakhouski (4-9), Radford
FT Made:	14	VMI (14-15)	FT Made:	6	Chavis Holmes (6-7), VMI
		Radford (14-25)			
FT %:	93.3	VMI (14-15)	FT % ⁽¹⁾ :	85.7	Chavis Holmes (6-7), VMI
Rebounds:	40	Radford	Rebounds:	12	Artsiom Parakhouski, Radford
Assists:	17	VMI	Assists:	5	Dominique Jones, USF
Turnovers:	19	VMI	Turnovers:	6	Travis Holmes, VMI
Blocks:	10	Radford	Blocks:	6	Eric Hall, Radford
Steals:	15	VMI	Steals:	4	Willie Bell, VMI
Fouls:	28	VMI			

VIRGINIA AND OPPONENT TEAM LOWS FOR THE 2008-09 SEASON:

TEAM			INDIVIDUAL		
Points:	68	vs. Radford (68-66)	Points:	66	Radford (68-66)
FG Att:	65	vs. Radford (24-65)	FG Att:	62	Radford (24-62)
FG Made:	24	vs. Radford (24-65)	FG Made:	24	Radford (24-62)
FG %:	36.9	vs. Radford (24-65)	FG %:	38.7	Radford (24-62)
3-FG Att:	9	vs. Radford (1-9)	3-FG Att:	12	Radford (4-12)
3-FG Made:	1	vs. Radford (1-9)	3-FG Made:	4	Radford (4-12)
3-FG %:	11.1	vs. Radford (1-9)	3-FG %:	29.0	VMI (9-31)
FT Att:	24	vs. Radford (19-24)	FT Att:	12	USF (6-12)
FT Made:	18	vs. VMI (18-28)	FT Made:	6	USF (6-12)
		vs. USF (18-28)			
FT %:	64.3	vs. VMI (18-28)	FT %:	50.0	USF (6-12)
		vs. USF (18-28)			
Rebounds:	39	vs. USF	Rebounds:	39	USF
Assists:	4	vs. Radford	Assists:	7	Radford
Turnovers:	10	vs. USF	Turnovers:	14	USF
Blocks:	3	vs. USF	Blocks:	3	VMI
Steals:	6	vs. Radford	Steals:	2	USF
Fouls:	14	vs. VMI	Fouls:	19	USF



2008-09 VIRGINIA BASKETBALL

THE CAVALIERS' RECORD IN 2008-09 WHEN UVa:

leads at halftime.....	1-0
trails at halftime.....	1-0
tied at halftime.....	1-0
goes into overtime.....	0-0
leads by 10 or more points.....	1-0
trails by 10 or more points.....	0-0
shoots 50% or better.....	1-0
shoots less than 50%.....	2-0
shoots less than 45%.....	2-0
shoots less than 40%.....	1-0
opponent shoots 50% or better.....	0-0
opponent shoots less than 50%.....	3-0
opponent shoots less than 45%.....	1-0
opponent shoots less than 40%.....	1-0
has higher FG% than opponent.....	1-0
has lower FG% than opponent.....	2-0
has same FG% as opponent.....	0-0
outrebounds its opponent.....	2-0
is outrebounded by opponent.....	0-0
has same rebounds as opponent.....	1-0
has more offensive rebounds than opponent.....	3-0
has fewer offensive rebounds than opponent.....	0-0
has same offensive rebounds as opponent.....	0-0
has fewer turnovers than opponent.....	2-0
has more turnovers than opponent.....	1-0
has same turnovers as opponent.....	0-0
has fewer than 10 turnovers.....	0-0
opponent has fewer than 10 turnovers.....	0-0
shoots more FTs than opponent.....	2-0
shoots fewer FTs than opponent.....	1-0
shoots the same FTs as opponent.....	0-0
has game decided by 10 points or less.....	3-0
has game decided by 5 points or less.....	2-0
scores <60 points.....	0-0
scores 60-69 points.....	1-0
scores 70-79 points.....	1-0
scores 80-89 points.....	0-0
scores 90+ points.....	1-0
allows <60 points.....	0-0
allows 60-69 points.....	1-0
allows 70-79 points.....	1-0
allows 80-89 points.....	0-0
allows 90+ points.....	1-0
wins the tip.....	3-0
loses the tip.....	0-0

VIRGINIA IN ITS 3 WINS:

UVa's FG percentage.....	44.5 (94-211)
UVa's FT percentage.....	68.8 (55-80)
UVa's 3FG percentage.....	20.5 (9-44)
UVa's offensive rebounds /game.....	18.7 (56)
UVa's rebounds/game.....	44.0 (132)
UVa's rebound margin/game.....	+6.0 (44.0-38.0)
UVa's assists/game.....	12.7 (38)
UVa's turnovers/game.....	14.7 (44)
UVa's points/game.....	84.0 (252)
Opponent's FG percentage.....	45.1 (93-206)
Opponent's points./game.....	79.3 (238)
Opponent's turnovers/game.....	16.0 (48)
Opponent's FT attempts/game.....	17.3 (52)

VIRGINIA IN ITS 0 LOSSES:

UVa's FG percentage.....	—
UVa's FT percentage.....	—
UVa's 3FG percentage.....	—
UVa's offensive rebounds /game.....	—
UVa's rebounds/game.....	—
UVa's rebound margin/game.....	—
UVa's assists/game.....	—
UVa's turnovers/game.....	—
UVa's points/game.....	—
Opponent's FG percentage.....	—
Opponent's points./game.....	—
Opponent's turnovers/game.....	—
Opponent's FT attempts/game.....	—



2008-09 VIRGINIA BASKETBALL

VIRGINIA'S LEADING PERFORMERS IN 2008-09 ...

OPPONENT	SCORE	POINTS	REBOUNDS	ASSISTS
VMI	107-97	Landesberg (28)	Scott (18)	Landesberg (8)
USF	77-75	Landesberg (21)	Tucker (7)	Zeglinski (4)
Radford	68-66	Landesberg (22)	Tucker (6)	Four players (1)

ADDITIONAL TEAM INFORMATION ...

Led in scoring:	Landesberg (3)
Led in rebounding:	Tucker (2), Scott (1)
Led in assists:	Zeglinski (2), Baker (1), Diane (1), Landesberg (1), Scott (1)
20-point or more games (4):	Landesberg (3), Scott (1)
Double figure scoring (11):	Landesberg (3), Diane (2), Scott (2), Tucker (2), Zeglinski (2)
Double figure rebounds (1):	Scott (1)
Double-doubles (1):	Scott (1)
Largest halftime lead:	6 vs. VMI, Nov. 16 (51-45)
Largest halftime deficit:	2 vs. Radford, Nov. 21 (27-29)
Largest halftime deficit overcome in a victory:	2 vs. Radford, Nov. 21 (27-29)
Largest halftime lead surrendered in a loss:	--
Largest deficit overcome in a victory:	8 vs. USF, Nov. 19 (USF led 10-2 @ 14:59 1st half)
Largest lead surrendered in a loss:	--
Largest deficit at any time:	8 vs. USF, Nov. 19 (USF led 10-2 @ 14:59 1st half)
Largest lead at any time:	17 vs. VMI, Nov. 16 (UVA led 36-19 @ 10:14 1st half)
Most consecutive points scored:	8 vs. VMI
Most consecutive points allowed:	8 by USF

The Automated ScoreBook
Virginia Season Schedule/Results & Leaders (as of Nov 21, 2008)
All games

RECORD:	OVERALL	HOME	AWAY	NEUTRAL
ALL GAMES	3-0	3-0	0-0	0-0
CONFERENCE	0-0	0-0	0-0	0-0
NON-CONFERENCE	3-0	3-0	0-0	0-0

Date	Opponent	Score	Att. High Points	High Rebounds
11/16/08	VMI	W 107-97	9955 (28)Sylvan Landesberg	(18)Mike Scott
11/19/08	USF	W 77-75	8810 (21)Sylvan Landesberg	(7)Jamil Tucker
11/21/08	RADFORD	W 68-66	10311 (22)Sylvan Landesberg	(6)Jamil Tucker

* - Conference game

Attendance Summary	Games	Attend	Avg/Game
Home	3	29076	9692
Away	0	0	0
Neutral	0	0	0
Total	3	29076	9692

The Automated ScoreBook
Virginia Game-by-Game Points-Rebounds-Assists (as of Nov 21, 2008)
All games

Opponent	Date	Score		02	04	12	13	15	21	22
				FARRAKHAN, BAKER,CALV	TUCKER,JAM	Z EGLINSKI, LANDESBERG	SOROYE,TUN	SHERRILL,W		
VMI	11/16/08	107-97	w	2-0-0	4-5-7	14-3-0	11-4-6	28-8-8	DNP	DNP
USF	11/19/08	77-75	w	0-0-0	3-1-2	15-7-1	9-5-4	21-4-0	3-6-0	DNP
RADFORD	11/21/08	68-66	w	0-1-0	9-0-1	4-6-0	11-5-1	22-4-0	8-5-0	0-3-0

Opponent	Date	Score		23	24	25	32	45	55
				JONES,JEFF	DIANE,MAMA	BRANDENBU	SCOTT,MIKE	TAT,SOLOMO	MEYINSSE,J
VMI	11/16/08	107-97	w	8-3-2	14-7-1	DNP	26-18-0	DNP	DNP
USF	11/19/08	77-75	w	3-0-1	13-3-1	DNP	10-6-1	DNP	0-0-0
RADFORD	11/21/08	68-66	w	6-2-0	3-5-1	0-1-0	5-5-1	0-0-0	0-0-0

The Automated ScoreBook
Virginia Team Game-by-Game Comparison (as of Nov 21, 2008)
All games

Opponent	1st	2nd	Score	Mar	Total FG	FG Pct	3-Pointers	3FG Pct	Free Throws	FT Pct	Rebounds	Assist	T/Over	Block	Steal	Fouls
VMI	51/45	56/52	107-97	+10	43-79/37-79	.544/.468	3-16/9-31	.188/.290	18-28/14-15	.643/.933	50/35 +15	24/17	20/19	4/3	12/15	14/28
USF	34/34	43/41	77-75	+2	27-67/32-65	.403/.492	5-19/5-15	.263/.333	18-28/6-12	.643/.500	39/39 -	10/13	10/14	3/4	8/2	15/19
RADFORD	27/29	41/37	68-66	+2	24-65/24-62	.369/.387	1-9/4-12	.111/.333	19-24/14-25	.792/.560	43/40 +3	4/7	14/15	3/10	6/3	24/25

Note: Game totals are displayed in the format TEAM/OPPONENT for each category

The Automated ScoreBook
Virginia Game-by-Game Highs (as of Nov 21, 2008)
All games

Opponent	Date	Score	Points	Rebounds	Assists	Steals	Blocked shots
VMI	11/16/08	107-97	28-Sylven Landesberg	18-Mike Scott	8-Sylven Landesberg	4-Calvin Baker	1-Sammy Zeglinski Mamadi Diane Jamil Tucker Jeff Jones
USF	11/19/08	77-75	21-Sylven Landesberg	7-Jamil Tucker	4-Sammy Zeglinski	3-Sylven Landesberg	2-Tunji Soroye
RADFORD	11/21/08	68-66	22-Sylven Landesberg	6-Jamil Tucker	1-Sammy Zeglinski Calvin Baker Mamadi Diane Mike Scott	2-Tunji Soroye	2-Tunji Soroye

The Automated ScoreBook
Virginia Team Game-by-Game (as of Nov 21, 2008)
All games

TEAM STATISTICS

Opponent	Date	Score		Total		3-Pointers		Free throws		Rebounds				pf	a	t/o	blk	stl	pts	avg
				fg-fga	pct	3fg-fga	pct	ft-fta	pct	off	def	tot	avg							
VMI	11/16/08	107-97	W	43-79	.544	3-16	.188	18-28	.643	23	27	50	50.0	14	24	20	4	12	107	107.0
USF	11/19/08	77-75	W	27-67	.403	5-19	.263	18-28	.643	17	22	39	44.5	15	10	10	3	8	77	92.0
RADFORD	11/21/08	68-66	W	24-65	.369	1-9	.111	19-24	.792	16	27	43	44.0	24	4	14	3	6	68	84.0
Virginia		252		94-211	.445	9-44	.205	55-80	.688	56	76	132	44.0	53	38	44	10	26	252	84.0
Opponents		238		93-206	.451	18-58	.310	34-52	.654	43	71	114	38.0	72	37	48	17	20	238	79.3

Games played: 3
Points/game: 84.0
FG Pct: 44.5
3FG Pct: 20.5
FT Pct: 68.8

Rebounds/game: 44.0
Assists/game: 12.7
Turnovers/game: 14.7
Assist/turnover ratio: 0.9
Steals/game: 8.7
Blocks/game: 3.3

The Automated ScoreBook
Virginia Overall Team Statistics (as of Nov 21, 2008)
All games

TEAM STATISTICS	VA	OPP
SCORING	252	238
Points per game	84.0	79.3
Scoring margin	+4.7	-
FIELD GOALS-ATT	94-211	93-206
Field goal pct	.445	.451
3 POINT FG-ATT	9-44	18-58
3-point FG pct	.205	.310
3-pt FG made per game	3.0	6.0
FREE THROWS-ATT	55-80	34-52
Free throw pct	.688	.654
F-Throws made per game	18.3	11.3
REBOUNDS	132	114
Rebounds per game	44.0	38.0
Rebounding margin	+6.0	-
ASSISTS	38	37
Assists per game	12.7	12.3
TURNOVERS	44	48
Turnovers per game	14.7	16.0
Turnover margin	+1.3	-
Assist/turnover ratio	0.9	0.8
STEALS	26	20
Steals per game	8.7	6.7
BLOCKS	10	17
Blocks per game	3.3	5.7
WINNING STREAK	3	-
Home win streak	3	-
ATTENDANCE	29076	0
Home games-Avg/Game	3-9692	0-0
Neutral site-Avg/Game	-	0-0

Score by Periods	1st	2nd	Totals
Virginia	112	140	252
Opponents	108	130	238

The Automated ScoreBook
Virginia Season Box Score (as of Nov 21, 2008)
All games

RECORD:	OVERALL	HOME	AWAY	NEUTRAL
ALL GAMES	3-0	3-0	0-0	0-0
CONFERENCE	0-0	0-0	0-0	0-0
NON-CONFERENCE	3-0	3-0	0-0	0-0

#	Player	gp-gs	Total		3-Point		F-Throw		Rebounds				Other				pts	avg				
			min	avg	fg-fga	pct	3fg-fga	pct	ft-fa	pct	off	def	tot	avg	pf	dq			a	to	blk	stl
15	Syven Landesberg	3-2	101	33.7	27-47	.574	2-6	.333	15-21	.714	8	8	16	5.3	6	0	8	8	0	7	71	23.7
32	Mike Scott	3-3	89	29.7	17-29	.586	0-2	.000	7-10	.700	16	13	29	9.7	8	0	2	6	0	3	41	13.7
12	Jamil Tucker	3-0	60	20.0	12-22	.545	2-4	.500	7-12	.583	3	13	16	5.3	6	0	1	4	2	2	33	11.0
13	Sammy Zeglinski	3-0	79	26.3	10-24	.417	2-6	.333	9-12	.750	1	13	14	4.7	11	0	11	6	1	4	31	10.3
24	Mamadi Diane	3-3	81	27.0	13-38	.342	0-10	.000	4-7	.571	9	6	15	5.0	6	0	3	2	1	1	30	10.0
23	Jeff Jones	3-0	55	18.3	5-19	.263	3-11	.273	4-4	1.000	0	5	5	1.7	4	0	3	2	1	1	17	5.7
21	Tunji Soroye	2-1	39	19.5	4-6	.667	0-0	.000	3-4	.750	5	6	11	5.5	4	0	0	1	4	3	11	5.5
04	Calvin Baker	3-3	56	18.7	5-16	.313	0-4	.000	6-10	.600	2	4	6	2.0	3	0	10	8	0	5	16	5.3
02	Mustapha Farrakhan	3-2	20	6.7	1-7	.143	0-1	.000	0-0	.000	0	1	1	0.3	1	0	0	3	0	0	2	0.7
45	Solomon Tat	1-0	1	1.0	0-0	.000	0-0	.000	0-0	.000	0	0	0	0.0	0	0	0	0	0	0	0	0.0
55	Jerome Meyinsse	2-1	9	4.5	0-1	.000	0-0	.000	0-0	.000	0	0	0	0.0	0	0	0	2	0	0	0	0.0
22	Will Sherrill	1-0	5	5.0	0-2	.000	0-0	.000	0-0	.000	2	1	3	3.0	1	0	0	1	0	0	0	0.0
25	John Brandenburg	1-0	5	5.0	0-0	.000	0-0	.000	0-0	.000	0	1	1	1.0	3	0	0	0	1	0	0	0.0
Total.....		3	600		94-211	.445	9-44	.205	55-80	.688	56	76	132	44.0	53	0	38	44	10	26	252	84.0
Opponents.....		3	600		93-206	.451	18-58	.310	34-52	.654	43	71	114	38.0	72	-	37	48	17	20	238	79.3

Score by Periods	1st	2nd	Totals
Virginia	112	140	252
Opponents	108	130	238