



2008-09 VIRGINIA BASKETBALL



VIRGINIA CAVALIERS (4-4)
vs.
HAMPTON PIRATES (5-4)



Dec. 23, 2008 • John Paul Jones Arena • Charlottesville, Va.

GAME INFORMATION

Radio: Virginia Sports Network (Dave Koehn, Cory Alexander)
TV: none
Web: ACC Select (www.accselect.com)

Tonight's Game

- The Cavaliers conclude a three-game homestand tonight against Hampton
- Hampton is visiting John Paul Jones Arena for the third consecutive season

About the Cavaliers

- Virginia is 4-4 after a 58-56 loss to Auburn on Saturday
- UVA is led by Sylven Landesberg, who is averaging 19.5 points per game
- Sammy Zeglinski (12.8 ppg) has scored in double figures in six of eight games this season

About the Pirates

- Hampton is playing its first game since a 75-66 loss to Delaware on Dec. 9
- The Pirates are 5-4 this year, highlighted by a run to the final of the Great Alaska Shootout
- Hampton is led by junior guard Vincent Simpson, who is averaging 10.4 points per game

Series History

- Virginia leads the series 4-0 (UVA leads 3-0 in Charlottesville)
- The Cavaliers have defeated the Pirates at JPJA in each of the past two seasons
- Virginia won last season's meeting 79-65

Close Games

- Seven of Virginia's eight games this season have been decided by 10 points or less
- Five of those games have been decided by five points or less
- The Cavaliers have three wins this season by 10 points or less, which is already half of their total from all of last season (six)

PROBABLE STARTERS/KEY RESERVES

No.	Pos.	Yr.	Player	PPG	RPG	APG	Notable
4	G	Jr.	Calvin Baker	9.6	3.0	3.4	Career-high 7 assists vs. VMI
12	F	Jr.	Jamil Tucker	7.0	4.3	0.5	Career-high 10 rebs and 3 assts vs. Longwood
13	G	Fr.	Sammy Zeglinski	12.8	3.3	3.5	Scored a career-high 24 points vs. Liberty
15	G	Fr.	Sylven Landesberg	19.5	6.1	2.1	Two-time ACC Rookie of the Week
32	F	So.	Mike Scott	9.6	8.9	1.1	Two double-doubles this season
23	G	So.	Jeff Jones	6.0	1.7	1.1	Career-high 26 pts vs. Bradley in last yrs finale
24	G/F	Sr.	Mamadi Diane	4.6	2.6	0.8	14 pts, 7 rebs vs. VMI
21	C	Sr.	Tunji Soroye	3.7	4.0	0.0	8 pts, 5 rebs, 2 blks vs. Radford
5	C	Fr.	Assane Sene	2.8	4.8	1.0	9 rebs, 4 blks vs. Auburn
2	G	So.	Mustapha Farrakhan	2.6	0.4	0.4	Career-high 5 pts vs. Liberty and Longwood
55	F/C	Jr.	Jerome Meyinsse	2.4	2.3	0.0	10 pts, 8 rebs at Syracuse
25	C	Fr.	John Brandenburg	1.0	1.0	0.0	2 pts, 1 reb vs. Longwood
22	F	So.	Will Sherrill	0.0	1.5	0.0	Career-high 3 rebs vs. Radford
45	G/F	Jr.	Solomon Tat	0.0	0.0	0.0	Played in 15 games last season

SCHEDULE/RESULTS

Date	Opponent	TV	Time/Res.
N9	SHEPHERD (ex)		W 87-52
N16	VMI	CSN	W 107-97
N19	USF	ACC Select	W 77-75
N21	RADFORD	ACC Select	W 68-66
N25	LIBERTY	ACC Select	L 82-86
N28	at Syracuse	TimeWarner(Syracuse)	L 70-73

D2	at Minnesota %	ESPN2	L 56-66
D17	LONGWOOD	ACC Select	W 90-61
D20	AUBURN	CSN/FSN South	L 56-58
D23	HAMPTON	ACC Select	7 p.m.
D28	at Georgia Tech *	FSN	5:30 p.m.

J3	XAVIER	CSN	2 p.m.
J6	BROWN		7 p.m.
J10	at Virginia Tech *	RSN	4 p.m.
J15	N. CAROLINA *	ESPN or ESPN2	9 p.m.
J20	at Maryland *	Raycom^	8 p.m.
J24	FLORIDA STATE *	RSN	4 p.m.

F1	at Duke *	FSN	2 p.m.
F4	BOSTON COLLEGE *	ESPNU	7 p.m.
F7	at North Carolina *	Raycom	4 p.m.
F10	at Florida State *	RSN	7 p.m.
F15	CLEMSON *	Raycom	1 p.m.
F18	VIRGINIA TECH *	Raycom^	8 p.m.
F21	at NC State *	Raycom	1 p.m.
F26	MIAMI *	Raycom^	8 p.m.
F28	WAKE FOREST *	Raycom^	2 p.m.

M3	at Clemson *	RSN	7 p.m.
M7	MARYLAND *	ABC	3:30 p.m.
M12-15 at ACC Tournament (Georgia Dome)			

All Times Eastern and subject to change

- * ACC game
- % ACC/Big Ten Challenge

TV Abbreviations

CSN Comcast SportsNet
RSN Regional Sports Networks
^ Raycom split telecast

MEDIA INFORMATION

Virginia Athletics Media Relations

154 John Paul Jones Arena
PO Box 400853
Charlottesville, VA 22904
Office: (434) 982-5500
Fax: (434) 982-5525

Rich Murray

Associate AD for Public Relations (Primary Men's Basketball Contact)

Office: (434) 982-5530
Home: (434) 978-2966
Email: rmurray@virginia.edu

Steve Kirkland

Assistant Media Relations Director (Secondary Men's Basketball Contact)

Office: (434) 982-5535
Cell: (434) 825-5241
Email: skirkland@virginia.edu



2008-09 VIRGINIA BASKETBALL

IN THE POLLS

ASSOCIATED PRESS (12/22)

1.	North Carolina	11-0
2.	Connecticut	10-0
3.	Pittsburgh	12-0
4.	Oklahoma	11-0
5.	Duke	10-1
6.	Wake Forest	10-0
7.	Gonzaga	8-2
8.	Notre Dame	8-2
9.	Texas	9-2
10.	Purdue	9-2
11.	Michigan State	8-2
12.	Georgetown	8-1
13.	UCLA	8-2
14.	Xavier	9-1
15.	Ohio State	8-0
16.	Tennessee	8-2
17.	Syracuse	11-1
18.	Villanova	10-1
19.	Louisville	7-2
20.	Arizona State	9-1
21.	Baylor	9-1
22.	Clemson	12-0
23.	Minnesota	10-0
24.	Michigan	8-2
25.	Missouri	9-1

Others Receiving Votes:

Memphis, Marquette, Davidson, Butler, Dayton, Saint Mary's, Illinois, BYU, **Maryland**, Texas A&M, Kansas, Florida, **Florida State**, Stanford, **Miami (Fla.)**, Wisconsin, UNLV, West Virginia, Western Kentucky, George Mason.

ESPN/USA Today (12/22)

1.	North Carolina	11-0
2.	Connecticut	10-0
3.	Pittsburgh	12-0
4.	Oklahoma	11-0
5.	Duke	10-1
6.	Wake Forest	10-0
7.	Gonzaga	8-2
8.	Texas	9-2
9.	Georgetown	8-1
10.	UCLA	8-2
11.	Notre Dame	8-2
12.	Xavier	9-1
13.	Ohio State	8-0
14.	Syracuse	11-1
15.	Purdue	9-2
16.	Villanova	10-1
17.	Arizona State	9-1
18.	Michigan State	8-2
19.	Louisville	7-2
20.	Clemson	12-0
21.	Tennessee	8-2
22.	Baylor	9-1
23.	Minnesota	10-0
24.	Memphis	6-3
25.	Marquette	9-2

Others Receiving Votes:

BYU, Davidson, Michigan, Missouri, Dayton, Butler, Saint Mary's **Miami (Fla.)**, Kansas, Arizona, Wisconsin, West Virginia, Florida, Illinois State, LSU, Stanford.

Last Time Out

- Virginia lost 58-56 to Auburn Saturday at John Paul Jones Arena
- Sylvan Landesberg led Virginia with 22 points
- Assane Sene had nine rebounds and four blocks

Series Against the MEAC

- Tonight's game is Virginia's only regular season game against a MEAC opponent
- Virginia has a 12-0 all-time record against current members of the MEAC (1-0 vs. Bethune-Cookman, 1-0 vs. Coppin State, 4-0 vs. Hampton, 3-0 vs. Howard, 1-0 vs. Maryland-Eastern Shore, 1-0 vs. Morgan State, 1-0 vs. North Carolina A&T)
- The Cavaliers are 5-0 against MEAC opponents at John Paul Jones Arena, with an average margin of victory of 27 points in those games

Difficult Schedule for the Cavaliers

- Seven of Virginia's opponents are ranked and three others are receiving votes in this week's Associated Press poll
- As of the 12/16 RPI release at CollegeRPI.com, the Cavaliers have played the nation's 23rd toughest schedule this season
- Virginia's first eight opponents have a combined 56-30 record this season
- Each of Virginia's first nine opponents this season have entered the game with a .500 or better record
- 16 of 27 regular season games will be against 2008 postseason teams (seven vs. NCAA teams, eight vs. NIT teams, one vs. CBI team)
- 21 of 27 games will be televised

Cleaning the Glass

- Virginia had a strong performance on the boards against Longwood, outrebounding the Lancers 49-23
- It was Virginia's largest rebounding margin since outrebounding Penn 56-26 last season

Bench Production

- Virginia has gotten solid production from its bench this season, averaging 24.0 points, 12.8 rebounds and 3.3 assists per game off the bench
- Virginia had 51 points off the bench against USF, the most bench points in a game for the Cavaliers since scoring 52 off the bench against Maryland on March 1, 1986

Landesberg Makes Immediate Impact

- Sylvan Landesberg has scored in double figures in the first eight games of the season, the second longest streak by a UVa freshman to open a career
- With 28 points vs. VMI, 21 points vs. USF and 22 points vs. Radford, Landesberg became the first Cavalier freshman to open his career with three 20-point games
- He was the first Cavalier freshman since Tom Sheehey in 1983-84 to lead the team in scoring in each of the first three games of the season
- He was only the second freshman in ACC history to score at least 20 points in the first three games of his career (Georgia Tech's Kenny Anderson scored at least 20 points in his first six career games in 1989-90)
- He was the first Cavalier player to score 20 or more points in the first three games of a season since Roger Mason, Jr. in 2001-02
- He has five 20-point games this season and the Cavaliers are 4-1 in those games

Most Consecutive Double-Figure Scoring Games to Open a Career by UVa Freshmen

18	Jeff Lamp	77-78
8	Sylvan Landesberg	08-09
5	Junior Burrough	91-92
4	Travis Watson	99-00
4	Gary Forbes	03-04

Zeglinski Scores Big Against Liberty

- Sammy Zeglinski scored a career-high 24 points, all in the second half, against Liberty
- He shot 8-13 from the floor, including 6-10 from 3-point range
- His 24 second half points are a John Paul Jones Arena record



2008-09 VIRGINIA BASKETBALL

Tucker Steps Up

- Jamil Tucker posted a pair of career highs to open the season
- Against VMI, Tucker tied his previous career high with 14 points
- He topped that mark with a new career-high 15 points against USF
- At Minnesota, he scored a team-high 12 points on a career-high four 3-pointers
- Against Longwood, he set career-highs with 10 rebounds and three assists and had 11 points for his first career double-double

Landesberg Named ACC Rookie of the Week ... Again

- Sylvan Landesberg was named the ACC Rookie of the Week on Nov. 24, the second consecutive week he won the honor
- He is the first Cavalier to win the award in consecutive weeks since Sean Singletary won it on Feb. 14, 2005 and Feb. 21, 2005
- He is the first player to win the award in each of the first two weeks of the season since Georgia Tech's Chris Bosh in 2002-03

Landesberg Shines In Collegiate Debut

- Sylvan Landesberg had 28 points in the season-opener against VMI, the most by a Cavalier freshman in his debut
- The previous record was 24 points set by Jeff Lamp in his debut against James Madison on Nov. 25, 1977
- Landesberg's 28 points are tied for the second most in ACC history by a freshman in his first game
- Landesberg is one of only four Cavalier first-years to score 20 points in his first collegiate game
- His 28 points are the most by a UVa freshman in any game since Chris Williams had 34 points vs. Liberty on Dec. 8, 1998
- He is the first Cavalier freshman to lead the team in scoring in a season opener since Mamadi Diane had 17 points in the 2005-06 season opening win over Liberty

Most Points by an ACC Freshman in his Debut

31	J.J. Hickson (NC State)	07-08
28	Sylvan Landesberg (UVa)	08-09
28	Rashad McCants (UNC)	02-03
24	Jeff Lamp (UVA)	77-78
23	Shavlik Randolph (Duke)	02-03

Other Notable Virginia Debuts

Jeff Lamp vs. JMU (77-78)	24 pts, 3 rebs
Gary Forbes vs. Mt. St. Mary's (03-04)	21 pts, 9 rebs
Chris Williams vs. VCU (98-99)	20 pts, 10 rebs
Junior Burrough vs. W&M (91-92)	17 pts, 6 rebs
Ralph Sampson vs. Hopkins (79-80)	17 pts, 8 rebs
Mamadi Diane vs. Liberty (05-06)	17 pts, 6 rebs
<u>Travis Watson vs. Elon (99-00)</u>	<u>15 pts, 14 rebs</u>
Cory Alexander vs. W&M (91-92)	5 pts, 4 rebs
Sean Singletary vs. R. Morris (04-05)	6 pts, 7 assts
Wally Walker vs. Wake (72-73)	7 pts, 3 rebs

Mike Scott Opens Season With Impressive Performance

- Mike Scott set career highs with 26 points and 18 rebounds in the season opening win over VMI
- Scott tied the school record with 10 offensive rebounds, a mark previously set by Matt Blundin (vs. Clemson 1/9/90), Bryant Stith (vs. Georgia Tech 3/13/92) and Travis Watson (vs. Maryland 1/31/02)
- His 18 rebounds were the most by a Cavalier since Travis Watson had 20 rebounds vs. Wofford on Jan. 2, 2003

Scott and Landesberg Post UVa's First 25-25 Combo in Over a Year

- Against VMI, Sylvan Landesberg (28 pts) and Mike Scott (26 points) became the first Cavaliers to score at least 25 points in the same game in over a year
- The previous game that Virginia had a pair of 25-point scorers was a 71-58 win at NC State on Jan. 24, 2007 when J.R Reynolds had 29 points and Sean Singletary had 27 points

Cavaliers 12th in ACC Preseason Poll

- The Cavaliers were projected 12th in the preseason ACC poll of media
- Sylvan Landesberg was second in the voting for Preseason ACC Rookie of the Year

UVa in the ACC Statistics (12/22)

TEAM

Scoring Offense	75.8	6th
Scoring Defense	72.8	12th
Scoring Margin	+3.0	12th
Free Throw Percentage	.727	5th
Field Goal Percentage	.433	10th
Field Goal % Defense	.438	12th
3-Point FG Percentage	.299	12th
3-Point FG % Defense	.306	8th
Rebounding	40.8	6th
Rebounding Margin	+7.1	6th
3-Point FG Made	5.4	10th
Assists	13.3	10th
Steals	7.0	8th
Blocked Shots	3.3	12th
Turnover Margin	-0.9	9th
Assist/Turnover Ratio	0.9	9th

INDIVIDUAL

Scoring

- Sylvan Landesberg 19.5 2nd

Rebounding

- Mike Scott 8.9 5th

Offensive Rebounding

- Mike Scott 3.8 1st

Field Goal Percentage

- Sylvan Landesberg .505 10th

Free Throw Percentage

- Calvin Baker .800 T-10th

Assists

- Sammy Zeglinski 3.5 T-10th

3-Point Field Goals/Game

- Sammy Zeglinski 2.0 T-6th

Minutes Played

- Sylvan Landesberg 32.9 5th

UVa in the NCAA Statistics (12/22)

TEAM

Scoring Offense	75.8	70th
Free Throw Percentage	.727	55th
Rebounding Margin	+7.1	34th

INDIVIDUAL

Scoring

- Sylvan Landesberg 19.5 45th

Rebounding

- Mike Scott 8.9 51st



2008-09 VIRGINIA BASKETBALL

CAREER RECORD WATCH

BLOCKED SHOTS

1.	Ralph Sampson (1980-83)	462
2.	Chris Alexander (1993-96)	148
3.	Travis Watson (2000-03)	130
4.	Kris Hunter (1997-99)	126
5.	Jason Clark (2002-05)	112
6.	Steve Castellani (1976-79)	108
7.	Chris Williams (1999-02)	97
8.	Junior Burrough (1992-95)	96
9.	Colin Ducharme (1997-00)	88
10.	Olden Polynice (1984-86)	86
--	Tunji Soroye (2005-present)	82

3-POINT FIELD GOALS

1.	Curtis Staples (1995-98)	413
2.	Harold Deane (1994-97)	237
3.	Sean Singletary (2005-08)	222
4.	J.R. Reynolds (2004-07)	221
5.	John Crotty (1988-91)	179
6.	Devin Smith (2003-05)	161
7.	Adrian Joseph (2005-08)	158
8.	Donald Hand (1998-01)	156
	Todd Billet (2003-04)	156
10.	Cory Alexander (1992-95)	142
--	Mamadi Diane (2006-present)	118

COUNTDOWN TO 1,000

CAREER POINTS

39.	Gene Engel (1961-63)	1,071
40.	Scott McCandlish (1970-72)	1,026
41.	Mac Caldwell (1963-65)	1,013
--	Mamadi Diane (2006-present)	914

Virginia Visited Canada in August

- The Cavaliers went on a trip to Canada in August to play three games
- Virginia went 2-1 on the trip
- UVa defeated St. Lawrence College (Ont.) 107-60
- UVa defeated Concordia 85-70
- UVa lost to McGill 88-83
- Four players averaged in double figures on the trip (Calvin Baker - 16.0, Jeff Jones - 13.7, Sylvan Landesberg - 12.0, Mike Scott - 10.7)

Head Coach Dave Leitao

- 2007 ACC Coach of the Year
- First Virginia coach to win the honor since Terry Holland in 1982
- 57-46 record in his fourth season at Virginia, including a 23-25 mark in the ACC
- Overall record of 137-115 in his ninth season as a head coach

At Home at John Paul Jones Arena

- Virginia has an all-time record of 33-10 at John Paul Jones Arena
- UVa was 13-7 at home during the 2007-08 season
- The Cavaliers posted a 16-1 home record in 2006-07 in the first season in John Paul Jones Arena

Baker, Diane, Soroye Named Virginia's Captains

- Calvin Baker, Mamadi Diane, and Tunji Soroye are Virginia's captains for 2008-09
- This season marks the first year each player has served as a captain

Sene Cleared to Play

- Freshman center Assane Sene was held out of the first three games of the season pending the resolution of his eligibility status
- "Because of a recent NCAA interpretation, there are some aspects of Assane's pre-college enrollment that must be reviewed further," Virginia Athletics Director Craig Littlepage said on Nov. 16.
- Sene was ruled eligible to play on Nov. 25
- He made his collegiate debut on Nov. 28 at Syracuse

Virginia Signs Two to Letters of Intent

- The Cavaliers signed two recruits to National Letters of Intent during the November signing period
- Jontel Evans, a 5-11 guard from Hampton, Va., and Tristan Spurlock, a 6-7 forward from Woodbridge, Va., will join the Cavaliers in 2009-10

Up Next

- The Cavaliers will open ACC play on Sunday as they visit Georgia Tech
- Game time is 5:30 p.m. and the contest will be broadcast nationally on the FSN ACC Sunday Night Hoops package



2008-09 VIRGINIA BASKETBALL

THE LAST TIME ...

VIRGINIA INDIVIDUALS

- **Scored 30 points:** Sean Singletary (34) vs. Virginia Tech (1/16/08)
- **Scored 40 points:** Sean Singletary (41) at Miami (3/1/08)
- **Two players with 20 points:** Sylven Landesberg (28) and Mike Scott (26) vs. VMI (11/16/08)
- **Three players with 20 points:** Chris Williams (27), Roger Mason, Jr. (22) and Donald Hand (20) vs. Duke (1/5/00)
- **Four players with 20 points:** Chris Williams (23), Donald Hand (22), Adam Hall (21), and Travis Watson (20) vs. Georgetown (3/15/00)
- **A player with back-to-back 25-point games:** J.R. Reynolds (28) vs. Albany (3/16/07) and (26) vs. Tennessee (3/18/07)
- **One player scored in double figures:** Sylven Landesberg (22) vs. Auburn (12/20/08)
- **Five players scored in double figures:** Sylven Landesberg (16), Sammy Zeglinski (14), Calvin Baker (14), Mike Scott (10) and Jerome Meyinsse (10) at Syracuse (11/28/08)
- **Six players scored in double figures:** Sean Singletary (27), Adrian Joseph (13), Jamil Tucker (13), Mamadi Diane (12), Calvin Baker (11), Laurynas Mikalauskas (11), vs. Maryland (3/9/08)
- **Seven players scored in double figures:** Cornel Parker (20), Junior Burrough (15), Ted Jeffries (14), Cory Alexander (13), Jason Williford (12), Yuri Barnes (11) and Doug Smith (11) vs. Clemson (1/13/93)
- **Had 15 rebounds:** Mike Scott (17) vs. Liberty (11/25/08)
- **Had 20 rebounds:** Travis Watson (20) vs. Wofford (1/2/03)
- **Had 25 rebounds:** Bob Mortell (25) vs. Washington & Lee (2/27/60)
- **Two players with 10 rebounds:** Mike Scott (11) and Adrian Joseph (10) vs. Longwood (12/7/07)
- **Three players with 10 rebounds:** Yuri Barnes (13), Jason Williford (12) and Junior Burrough (11) vs. Rice (12/4/93)
- **Double-Double:** Jamil Tucker (11 pts, 10 rebs) vs. Longwood (12/17/08)
- **Two players had a double-double:** Adrian Joseph (23 pts, 11 rebs) and Mike Scott (10 pts, 13 rebs) at Penn (11/23/07)
- **Three players had a double-double:** Jason Williford (10 pts, 15 rebs), Ted Jeffries (23 pts, 10 rebs), and Cornel Parker (11 pts, 11 rebs) at William & Mary (1/25/93)
- **Double-Double with points and assists:** Sean Singletary (22 pts, 10 assts) vs. Old Dominion (3/24/08)
- **Triple-Double:** Ralph Sampson (15 pts, 22 rebs, 10 blks) vs. Old Dominion (12/29/79)
- **Four Double-Doubles in a row:** Travis Watson (29 pts, 12 rebs) at NC State (2/6/02), (20 pts, 10 rebs) vs. Clemson (2/10/02), (17 pts, 10 rebs) vs. UNC (2/12/02), (13 pts, 12 rebs) at Wake (2/17/02)
- **20 points and 20 rebounds:** Travis Watson (21 pts, 20 rebs) vs. Wofford (1/2/03)
- **10 assists:** Sean Singletary (10) vs. Old Dominion (3/24/08)
- **5 Blocked Shots:** Jason Cain (5) vs. UNC (1/19/06)
- **5 Steals:** Sean Singletary (7) vs. NC State (2/24/08)
- **Led UVA in Points, Rebounds and Assists:** Sean Singletary (20 pts, 5 rebs, 10 assts) vs. Ga. Tech (3/13/08)
- **Hit a last second shot to win a game:** Sean Singletary vs. Duke (2/1/07) [jumper with one second in OT]; J.R. Reynolds vs. Loyola Marymount (12/23/04) [layup with 1.5 seconds in regulation]
- **Played every minute:** Sean Singletary vs. Virginia Tech (2/12/05)
- **Played 40 or more minutes:** Adrian Joseph (42) at Virginia Tech (2/2/08)

VIRGINIA TEAM

- **Won in Overtime:** vs. Duke, 68-66 (2/1/07)
- **Lost in Overtime:** at Virginia Tech, 65-72 (2/2/08)
- **Played Two Overtimes:** vs. Maryland, L 89-92 (2/19/05)
- **Played Three Overtimes:** vs. Georgetown, L 111-115 (3/15/00)
- **Shot 70 percent for a Half:** 72.2% (13-18) vs. Wake Forest 2nd Half (2/24/96)
- **Shot 60 percent in a Game:** 61.0% (36-59) vs. LIU (11/17/00)
- **Shot less than 30 percent in a Game:** 27.9% (17-61) vs. North Carolina (3/10/06)
- **Shot 90 percent from the free throw line:** 94.7% (18-19) vs. Georgia Tech (2/24/07)
- **Shot 50 percent from 3-point line:** 50.0% (9-18) at Boston College (2/17/08)
- **Shot less than 30 percent in a half:** 20.8% (5-24) in 1st Half vs. Auburn (12/20/08)
- **Shot less than 20 percent in a half:** 18.9% (7-37) in the 1st half at Duke (1/13/01)
- **Shot 55 percent or better and lost:** 56.9% (29-51) vs. Duke (3/14/03)
- **Attempted 50 FTs:** 52 (made 34) vs. Howard (12/12/94)
- **Made 30 FTs:** 31 (36 att.) vs. Tennessee (3/18/07)
- **Made 10 3-pt FGs:** 13 vs. Liberty (11/25/08)
- **Failed to make a 3-pt FG:** at Georgia Tech (12/4/05)
- **Had 50 rebounds:** 50 vs. VMI (11/16/08)
- **Had 25 assists:** 27 vs. Howard (11/21/01)
- **Had 15 steals:** 16 vs. NC State (2/24/08)
- **Had 10 blocks:** 12 vs. Longwood (2/13/07)
- **Scored 50 pts in a half:** 50 vs. Liberty, 2nd half (11/25/08)
- **Scored 60 pts in a half:** 60 vs. Gonzaga, 1st half (1/3/07)
- **Scored 70 pts in a half:** 70 vs. Coastal Carolina, 2nd half (10/20/00)
- **Scored 100 pts (ACC):** 103 vs. Maryland (1/16/07)
- **Scored 100 pts (non-conf):** 107 vs. VMI (11/16/08)
- **Scored under 20 pts in 1st half:** 17 at Ga. Tech (12/4/05)
- **Scored under 20 pts in 2nd half:** 12 vs. UNC (2/11/98)
- **Scored under 50 pts in a game:** 49 at Stanford (3/14/06)

OPPONENT INDIVIDUALS

- **Scored 30 points:** Chavis Holmes (31), VMI (11/16/08)
- **Scored 35 points:** J.J. Redick (40), Duke (1/28/06)
- **Scored 40 points:** J.J. Redick (40), Duke (1/28/06)
- **Scored 50 points:** Len Chappell (50), Wake (2/12/62)
- **Two players with 20 points:** Seth Curry (26), Kyle Ohman (26), Anthony Smith (21), Liberty (11/25/08)
- **Three players with 20 points:** Seth Curry (26), Kyle Ohman (26), Anthony Smith (21), Liberty (11/25/08)
- **Two players with 30 points:** Trevor Powell (31) and Tony Smith (31), Marquette (2/3/90)
- **Five players scored in double figures:** Chavis Holmes (31), Travis Holmes (20), Austin Kenon (18), Willie Bell (14) and Keith Gabriel (14), VMI (11/16/08)
- **Six players scored in double figures:** Chris Paul (21), Justin Gray (17), Eric Williams (15), Jamaal Levy (12), Taron Downey (11) and Vytas Danelius (10), Wake Forest (1/2/05)
- **Seven players scored in double figures:** Stanley Burrell (15), Drew Lavender (13), C.J. Anderson (12), B.J. Raymond (12), Josh Duncan (11), Charles Bronson (11), and Jason Love (10), at Xavier (1/3/08)
- **Double-Double:** Korvotney Barber (14 pts, 13 rebs), Auburn (12/20/08)

- **Two players had a double-double:** Donte Green (20 pts, 10 rebs) and Paul Harris (10 pts, 14 rebs), Syracuse (12/5/07)
- **Had 15 rebounds:** Al Thornton (16), Florida State (2/17/07)
- **Had 20 rebounds:** Tim Duncan (23), Wake (2/22/97)
- **Had 10 assists:** Cliff Hammonds (11), Clemson (2/7/08)
- **5 Blocked Shots:** Rick Jackson (5), at Syracuse (11/28/08)
- **5 Steals:** Al Nolen, Minnesota (12/2/08)
- **Hit a last second shot to win a game:** Deron Washington of Virginia Tech (1/16/08) [0.0 seconds in overtime]

OPPONENT TEAM

- **Shot less than 30 percent in a Game:** 28.3% (17-60) Longwood (12/7/07)
- **Shot less than 30 percent in a Game (ACC):** 29.0% (20-69), Wake Forest (2/24/96)
- **Shot 60 percent in a Game:** 63.8% (37-58), at Xavier (1/3/08)
- **Shot 55 percent or better and lost:** 55.2% (32-58), Iowa State (12/31/03)
- **Scored 100 pts:** 108, at Xavier (1/3/08)
- **Scored 60 pts in a half:** 60, at Miami, 2nd half (3/1/08)
- **Scored under 20 pts in 1st half:** 18, NC State (2/24/08)
- **Scored under 20 pts in 2nd half:** 18 at Richmond (11/22/05)
- **Scored under 50 pts in a game:** 49, Longwood (2/13/07)
- **Had 25 assists:** 27, at Xavier (1/3/08)
- **Had 15 steals:** 15, VMI (11/16/08)
- **Had 10 blocks:** 10 vs. Radford (11/21/08)
- **Failed to make a 3-pt FG:** vs. Arizona State (11/27/99)



2008-09 VIRGINIA BASKETBALL

2008-09 VIRGINIA BASKETBALL ROSTER

NO.	NAME	POS.	HT.	WT.	CLASS	HOMETOWN/HIGH SCHOOL (Previous School)
2	Mustapha Farrakhan	G	6-4	179	So.	Harvey, Ill./Thornton Township
4	Calvin Baker *	G	6-2	186	Jr.	Newport News, Va./Woodside (William & Mary)
5	Assane Sene	C	7-0	234	Fr.	Saint-Louis, Senegal/South Kent
12	Jamil Tucker	F	6-9	241	Jr.	Gary, Ind./West Side
13	Sammy Zeglinski	G	6-0	179	Fr. [%]	Philadelphia, Pa./The William Penn Charter School
15	Sylvan Landesberg	G	6-6	205	Fr.	Flushing, N.Y./Holy Cross
21	Tunji Soroye *	C	6-11	252	Sr. [%]	Dugbe Ibadan, Nigeria/Montrose Christian School
22	Will Sherrill	F	6-9	221	So.	New York, N.Y./Phillips Academy Andover
23	Jeff Jones	G	6-4	200	So.	Chester, Pa./Monsignor Bonner
24	Mamadi Diane *	G/F	6-5	204	Sr.	Potomac, Md./DeMatha Catholic
25	John Brandenburg	C	6-11	241	Fr.	Des Peres, Mo./De Smet Jesuit
32	Mike Scott	F	6-8	233	So.	Chesapeake, Va./Hargrave Military Academy
45	Solomon Tat	G/F	6-5	223	Jr.	Jos Plateau, Nigeria/Community Christian School
55	Jerome Meyinsse	F/C	6-9	245	Jr.	Baton Rouge, La./McKinley

* Tri-Captain

% Medical Hardship waiver request approved in 2008

HEAD COACH:

Dave Leitao

ASSISTANT COACHES:

Bill Courtney

Drew Diener

Steve Seymour

DIRECTOR OF BASKETBALL OPERATIONS:

Rick Brunson

STRENGTH & CONDITIONING COACH:

Shaun Brown

ASSISTANT DIR. OF OPERATIONS/VIDEO:

Tim Mein

ATHLETIC TRAINER:

Ethan Saliba

PRONUNCIATION GUIDE

Mamadi Diane

Mom-uh-dee Dee-on-ee

Mustapha Farrakhan

Moo-sta-fa Fair-uh-con

Sylvan Landesberg

Sill-ven

Dave Leitao

Lay-toe

Jerome Meyinsse

Me-yin-see

Assane Sene

Uh-sahn Sen

Tunji Soroye

Ton-jee Suh-roy-yay

Jamil Tucker

Ja-mill

Sammy Zeglinski

Zuh-glin-ski



2008-09 VIRGINIA BASKETBALL

JOHN PAUL JONES ARENA RECORDS

VIRGINIA PLAYERS

Points: 40, J.R. Reynolds
vs. Wake Forest, 1/21/07

Most 1st Half Points: 23, Sean Singletary
vs. Virginia Tech, 1/16/08

Most 2nd Half Points: 24, Sammy Zeglinski
vs. Liberty, 11/25/08

Rebounds: 18, Mike Scott
vs. VMI, 11/16/08

Field Goals: 12, J.R. Reynolds
vs. Wake Forest, 1/21/07
12, Sean Singletary
vs. Virginia Tech, 1/16/08

Field Goal Attempts: 21, three times
Last by Sean Singletary
vs. Virginia Tech, 1/16/08

Field Goal Pct.: .857 (6-7), Adrian Joseph
vs. Bradley, 3/26/08

3-Point Field Goals: 7, Sean Singletary
vs. Gonzaga, 1/3/07

3-Point FG Attempts: 12, Sean Singletary
vs. Gonzaga, 1/3/07
12, Sean Singletary
vs. Georgia Tech, 2/24/07

3-Point FG Pct.: .833 (5-6), Mamadi Diane
vs. Arizona, 11/12/06

Free Throws Made: 14, Sean Singletary
vs. Hampton, 12/16/06

Free Throw Attempts: 16, Sean Singletary
vs. Hampton, 12/16/06

FT Pct.: 1.000 (12-12), Sean Singletary
vs. UNC Asheville, 11/22/06

Assists: 10, three times by Sean Singletary
last vs. Old Dominion, 3/24/08

Steals: 7, Sean Singletary
vs. NC State, 2/24/08

Blocks: 4, Assane Sene
vs. Auburn, 12/20/08

VIRGINIA TEAM

Most Points: 108 vs. Gonzaga, 1/3/07

Fewest Points: 51 vs. Clemson, 2/7/08

Most 1st Half: 60 vs. Gonzaga, 1/3/07

Fewest 1st Half: 21 vs. Auburn, 12/20/08

Most 2nd Half: 57 vs. Arizona, 11/12/06

Fewest 2nd Half: 25 vs. Va. Tech, 1/16/08

Rebounds: 54 vs. UMES, 11/26/06

Field Goals: 43 vs. VMI, 11/16/08

Field Goal Attps.: 79 vs. VMI, 11/16/08

Field Goal Pct.: .547 (29-53)
vs. Vermont, 11/11/07

3-Pt. FG: 18 vs. Gonzaga, 1/3/07

3-Pt. FG Attempts: 36 vs. Georgia Tech,
1/27/08

3-Point FG Pct.: .625 (10-16)
vs. Virginia Tech, 3/1/07
39 vs. Maryland, 1/16/07

Free Throws: 39 vs. Maryland, 1/16/07

FT Attempted: 49 vs. Maryland, 1/16/07

Free Throw Pct.: .964 (27-28)
vs. American, 12/28/06

Assists: 24 vs. Howard, 11/14/07
24 vs. VMI, 11/16/08

Steals: 16 vs. NC State, 2/24/08

Blocks: 12 vs. Longwood, 2/13/07

Most Turnovers: 21 vs. Longwood, 12/7/07
21 vs. Hampton, 12/19/07

Fewest Turnovers: 6 vs. Boston Coll., 1/19/08

OPPONENT PLAYERS

Points: 32, K.C. Rivers
Clemson, 2/7/08
17, three times
Last by Kyle Ohman
Liberty, 11/25/08

Most 1st Half Points: 23, Al Thornton
Florida State, 2/17/07

Most 2nd Half Points: 16, Al Thornton
Florida State, 2/17/07

Rebounds: 12, Al Thornton
Florida State, 2/17/07
12, K. C. Rivers
Clemson, 2/7/08

Field Goals: 23, Al Thornton
Florida State, 2/17/07
23, Dominique Jones
USE, 11/19/08

Field Goal Attempts: .833 (5-6), Frank Hassell
Old Dominion, (3/24/08)
.833 (5-6), Matt Salley
Bradley, 3/26/08

Field Goal Pct.: 8, K.C. Rivers
Clemson, 2/7/08

3-Point Field Goals: 12, Jeremy Crouch
Bradley, 3/26/08

3-Pt. FG Attempts: 12, Jeremy Crouch
Bradley, 3/26/08

3-Pt. FG Pct.: .750 (6-8), Derek Raivio
Gonzaga, 1/3/07
.750 (6-8), Kyle Ohman
Liberty, 11/25/08

Free Throws Made: 8, Ivan Radenovic
Arizona, 11/12/06

FT Attempted: 12, Gani Lawal
Georgia Tech, 1/27/08

FT Pct.: .875 (7-8), Kevin Anderson
Richmond, 3/18/08

Assists: 11, Cliff Hammonds
Clemson, 2/7/08

Steals: 4, six times
Last by Willie Bell
VMI, 11/16/08

Blocks: 6, Eric Hall
Radford, 11/21/08

OPPONENT TEAM

Most Points: 97, VMI, 11/16/08

Fewest Points: 49, Longwood, 2/13/07

Most 1st Half: 49, Arizona, 11/12/06

Fewest 1st Half: 18, NC State, 2/24/08

Most 2nd Half: 61, Gonzaga, 1/3/07

Fewest 2nd Half: 20, Longwood, 2/13/07

Rebounds: 47, Virginia Tech, 1/16/08

Field Goals: 37, VMI, 11/16/08

Field Goal Attps.: 79, VMI, 11/16/08

Field Goal Pct.: .566 (30-53)
Liberty, 11/25/08

3-Pt. FG: 16, Clemson, 2/7/08

3-Pt. FG Attempts: 39, Hartford, 12/30/07

3-Point FG Pct.: .615 (16-26)
Clemson, (2/7/08)

Free Throws: 25, Gonzaga, 1/3/07

FT Attempted: 29, Gonzaga, 1/3/07
Georgia Tech, 1/27/08

Free Throw Pct.: .944 (17-18)
American, 12/28/06

Assists: 22, Clemson, 2/7/08

Steals: 15, VMI, 11/16/08

Blocks: 10, Radford, 11/21/08

Most Turnovers: 25, NC State, 2/24/08

Fewest Turnovers: 6, Miami, 2/3/07

RECORD AT JPJA

2006-07 to present 43 games..... 33-10

LONGEST WIN STREAK

12 games
from 1/16/07 vs. Maryland
through 11/27/07 vs. Northwestern

LONGEST LOSING STREAK

3 games
from 1/27/08 vs. Georgia Tech
through 2/12/08 vs. North Carolina

MISCELLANEOUS

Biggest Comeback: 19 points
vs. Arizona, 11/12/06

Biggest Lead Given up in a Loss: 14 points
vs. Bradley, 3/26/08

Largest Lead: 45 points
vs. Northwestern, 11/27/07

Biggest Deficit: 38 points
vs. Clemson, 2/7/08

Largest Margin of Victory: 42 points,
vs. Northwestern, 11/27/07

Largest Margin of Defeat: 31 points,
vs. Clemson, 2/7/08

Overtime Games (Record): 3 (1-2)
Last: 82-92 loss vs. Georgia Tech, 1/27/08



2008-09 VIRGINIA BASKETBALL

GAME #7 • DECEMBER 17, 2008

LONGWOOD		61									
AT VIRGINIA		90									
LONGWOOD (5-6)		REB									
Player	MP	FG	FT	(0-1)	A	TO	BS	S	TP		
Smith	29	4-11	2-4	0-3	1	1	0	2	11		
Carter	19	5-7	3-5	2-2	0	2	1	0	13		
Bogan	26	5-9	0-0	0-2	3	2	0	2	11		
Swecker	29	2-8	0-0	0-1	2	1	0	0	5		
Neil	17	1-5	0-0	0-2	1	3	0	0	2		
Dawson	15	1-3	0-0	1-5	1	0	0	0	2		
Washington	22	2-7	0-0	1-3	1	1	0	0	6		
Gee	8	2-4	0-0	0-1	1	1	0	2	4		
Robinson	12	0-1	1-2	0-2	1	2	0	0	1		
Ryan	11	3-8	0-0	1-1	0	0	0	0	6		
van der Kooij	3	0-1	0-0	0-0	0	0	0	0	0		
Evans	9	0-1	0-0	0-0	1	0	4	0	0		
Team				0-1							
Totals	200	25-65	6-11	5-23	12	13	5	6	61		
		.385	.545								

VIRGINIA (4-3)		REB									
Player	MP	FG	FT	(0-1)	A	TO	BS	S	TP		
Tucker	24	4-12	2-3	2-10	3	0	1	0	11		
Scott	27	4-5	0-0	0-6	0	0	1	0	8		
Baker	24	5-11	4-4	0-6	3	4	0	1	14		
Zeglinski	24	5-8	1-2	0-4	4	3	0	1	14		
Landesberg	28	6-10	8-8	6-9	1	6	0	0	20		
Farrakhan	4	2-2	0-0	0-0	0	0	0	0	5		
Sene	16	2-4	2-3	2-5	1	1	2	0	6		
Sherrill	3	0-0	0-0	0-0	0	0	0	0	0		
Jones	21	3-4	0-0	2-3	0	1	0	0	7		
Diane	19	1-7	1-2	0-1	0	0	1	0	3		
Brandenburg	3	1-1	0-0	0-1	0	0	0	0	2		
Meynsse	7	0-0	0-2	1-1	0	2	0	0	0		
Team				0-3							
Totals	200	33-64	18-24	13-49	12	17	5	2	90		
		.516	.750								

3-Point Field Goals: (Long)—(5-22/.227) Washington (2-6), Smith (1-3), Bogan (1-3), Swecker (1-6), Carter (0-1), Neil (0-1), Gee (0-1), van der Kooij (0-1), (UVA)—(6-16/.375) Zeglinski (3-5), Farrakhan (1-1), Jones (1-1), Tucker (1-3), Scott (0-1), Baker (0-2), Diane (0-3).

Longwood	27	34	61
Virginia	42	48	90
Attendance --	8,543		

Virginia opened the game on a 15-2 run and rolled to a 90-61 victory over Longwood. Sylven Landesberg scored six points in the Cavaliers' game-opening surge and Calvin Baker and Mike Scott each scored four points.

The win broke a three-game UVA losing streak. Virginia scored 16 consecutive points later in the first half to take a 22-point lead at 31-9 with 8:26 left in the half. The Lancers cut the UVA lead to 36-27 with 1:40 remaining in the first half, but the Cavaliers closed the half on a 6-0 run to lead 42-27 at halftime. Longwood got no closer than 14 points in the second half as Virginia pulled away for the victory.

Landesberg scored a game-high 20 points and had nine rebounds to lead the Cavaliers, while Baker and Sammy Zeglinski each finished with 14 points. Jamil Tucker had the first double-double of his collegiate career with 11 points and a game-high 10 rebounds in his first start of the season.

UVA shot 51.6 percent (33-64) from the field, including 37.5 percent (6-16) from three-point range, and 75 percent (18-24) from the free throw line in the game. The Cavaliers out-rebounded Longwood 49-23.

Antwan Carter scored 13 points to lead Longwood. Ryan Bogan and Dana Smith each added 11 points for the Lancers.

Longwood shot 38.5 percent (25-65) from the field, including 22.7 percent (5-22) from three-point range, and 54.5 percent (6-11) from the free throw line.

"Coming off the long break, one of our concerns was not having the right rhythm that we needed. We have been a victim of that before. We made more good plays today. It is a point to build from. There still are some key areas to improve on, but we'll take that, move on and build some consistency." - Dave Leitao

GAME #8 • DECEMBER 20, 2008

AUBURN		58									
AT VIRGINIA		56									
AUBURN (6-4)		REB									
Player	MP	FG	FT	(0-1)	A	TO	BS	S	TP		
Barber	35	5-13	4-9	7-13	1	2	0	1	14		
Leet	10	1-2	1-1	1-3	0	0	1	0	3		
Reed	37	4-12	2-3	0-1	4	2	1	0	12		
Robertson	29	3-9	1-2	3-10	2	4	0	2	7		
Waller	33	3-12	0-0	0-1	0	1	1	2	8		
Hargrove	31	2-8	0-0	3-10	2	2	1	0	4		
Williams	0+	0-0	0-0	0-0	0	0	0	0	0		
Barrett	25	4-8	0-0	0-4	0	1	0	1	10		
Team				0-2							
Totals	200	22-64	8-15	14-44	9	12	4	6	58		
		.344	.533								

VIRGINIA (4-4)		REB									
Player	MP	FG	FT	(0-1)	A	TO	BS	S	TP		
Tucker	9	0-2	0-0	0-1	0	0	1	0	0		
Scott	27	4-7	1-2	0-3	0	3	0	3	9		
Baker	30	2-8	4-4	0-4	4	1	0	1	9		
Zeglinski	26	4-14	0-0	0-1	5	1	0	1	9		
Landesberg	38	5-8	10-14	0-6	1	5	1	0	22		
Sene	22	1-3	0-0	0-9	2	0	4	0	2		
Jones	20	2-7	0-0	0-1	1	0	0	1	5		
Diane	20	0-0	0-0	0-0	0	1	0	2	0		
Meynsse	8	0-0	0-1	1-1	0	1	0	0	0		
Team				1-4							
Totals	200	18-49	15-21	2-30	13	12	6	8	56		
		.367	.714								

3-Point Field Goals: (AU)—(6-27/.222) Barrett (2-5), Reed (2-7), Waller (2-10), Hargrove (0-2), Robertson (0-3). (UVA)—(5-18/.278) Landesberg (2-2), Baker (1-3), Jones (1-3), Zeglinski (1-8), Tucker (0-1), Scott (0-1).

Auburn	32	26	58
Virginia	21	35	56
Attendance --	11,070		

A three-point field goal by DeWayne Reed with 1:24 left to play provided Auburn with the winning points as the Tigers held on for a 58-56 victory over Virginia. The Cavaliers had two possessions after Reed's three-pointer, but failed to score.

UVA trailed by 13 points (37-24) with 17:08 left in the game and still trailed by eight (50-42) with 9:15 remaining to play. The Cavaliers then scored 12 consecutive points to take a 54-50 lead with 4:45 remaining. Sylven Landesberg and Sammy Zeglinski each scored five points in the run.

UVA led 56-52 after a jumper by Zeglinski with 4:02 left to play, but the Cavaliers would not score again. A three-pointer by Auburn's Ty Waller at the 2:16 mark narrowed Virginia's lead to 56-55 and set the stage for Reed's three-point field goal that proved to be the winning basket.

Auburn scored the last 11 points of the first half to take a 32-21 halftime lead. The Cavaliers shot just 20.8 percent (5-24) from the field in the first half. UVA went the final 7:50 of the first half and the first 2:40 of the second half without a field goal.


Landesberg scored a game-high 22 points and had six rebounds. He was the only Virginia player to score in double figures.

UVA shot 52 percent (13-25) from the field in the second half and 36.7 percent (18-49) for the game, including 27.8 percent (5-18) from three-point range. The Cavaliers also shot 71.4 percent (15-21) from the free throw line.

Auburn out-rebounded Virginia 44-30 and had 14 offensive rebounds to just two for the Cavaliers. The Tigers shot 34.4 percent (22-64) from the field, including 22.2 percent (6-27) from three-point range, and 53.3 percent (8-15) from the free throw line.

Korvotney Barber scored 14 points and had 13 rebounds to lead Auburn, while Reed added 12 points and Rasheem Barrett 10 for the Tigers. Lucas Hargrove and Quantez Robertson each had 10 rebounds for Auburn.

"I'm obviously disappointed, particularly with our inability to play a game from start to finish that we prepared to play. Two things we emphasized were to execute a game plan and do it with a high level of passion. We didn't sustain either and it obviously cost us in the beginning, it cost us in the middle and it cost us late." - Dave Leitao



CALVIN BAKER

#4

Junior • Guard • 6-2 • 186 • Newport News, Va. • Woodside H.S. • William & Mary

2008-09 SEASON:

- One of Virginia's tri-captains this season
- Shooting 90.5 percent (19-21) from the free throw line in the last six games and 80.0 percent (20-25) for the season
- Had nine points and four assists vs. Auburn
- Had 14 points and a season-high six rebounds vs. Longwood
- Had 14 points and tied a career high with four steals at Syracuse
- Had a season-high 15 points and five assists vs. Liberty
- Scored nine points vs. Radford, including five of the team's last seven points in the final 2:35
- Assisted Sylven Landesberg's go-ahead layup with 13 seconds remaining against USF
- Had a career-high seven assists and tied a career high with four steals vs. VMI
- Had four points and four rebounds in the exhibition vs. Shepherd

SINGLE GAME BESTS (at Virginia)

POINTS

Season: 15 vs. Liberty (11/25/08)
 Career: 17 at Maryland (1/30/08)
 ACC: 17 at Maryland (1/30/08)

REBOUNDS

Season: 6 vs. Longwood (12/17/08)
 Career: 8 vs. Howard (11/14/07)
 ACC: 7 at Georgia Tech (3/3/08)

FG MADE

Season: 6 at Syracuse (11/28/08)
 Career: 7 vs. Duke (3/5/08)
 ACC: 7 vs. Duke (3/5/08)

FG ATTEMPTS

Season: 11 at Minn.(12/2/08), vs. Longwood (12/17/08)
 Career: 15 vs. Duke (3/5/08)
 ACC: 15 vs. Duke (3/5/08)

3 PT FG MADE

Season: 3 vs. Liberty (11/25/08)
 Career: 4 vs. Northwestern (11/27/07)
 ACC: 3 on three occasions

3 PT FG ATTEMPTS

Season: 6 vs. Liberty (11/25/08)
 Career: 7 vs. Syracuse (12/5/07), vs. Ga Tech (1/27/08)
 ACC: 7 vs. Georgia Tech (1/27/08)

FT MADE

Season: 5 vs. Radford (11/21/08)
 Career: 5 at Miami (3/1/08), vs. Radford (11/21/08)
 ACC: 5 at Miami (3/1/08)

FT ATTEMPTS

Season: 6 vs. Radford (11/21/08)
 Career: 6 at Miami (3/1/08), vs. Radford (11/21/08)
 ACC: 6 at Miami (3/1/08)

ASSISTS

Season: 7 vs. VMI (11/16/08)
 Career: 7 vs. VMI (11/16/08)
 ACC: 5 at Boston College (2/17/08)

TURNOVERS

Season: 5 vs. VMI (11/16/08)
 Career: 5 vs. Duke (3/5/08), vs. VMI (11/16/08)
 ACC: 5 vs. Duke (3/5/08)

BLOCKS

Season: --
 Career: 2 vs. North Carolina (2/12/08)
 ACC: 2 vs. North Carolina (2/12/08)

STEALS

Season: 4 vs. VMI (11/16/08), at Syracuse (11/28/08)
 Career: 4 on three occasions
 ACC: 4 at Georgia Tech (3/3/08)

MINUTES


Season: 33 at Minnesota (12/2/08)
 Career: 34 at Florida State (1/23/08)
 ACC: 34 at Florida State (1/23/08)

2008-09 GAME-BY GAME:

Opponent	GP-GS	FG-FGA	3FG-3FGA	FT-FTA	Off-Def	Total	A	TO	Blk	Stl	PF	Min	Pts
VMI	1-1	2-4	0-1	0-0	1-4	5	7	5	0	4	1	21	4
USF	2-2	1-5	0-1	1-4	1-0	1	2	1	0	0	1	17	3
Radford	3-3	2-7	0-2	5-6	0-0	0	1	2	0	1	1	18	9
Liberty	4-4	5-9	3-6	2-2	0-3	3	5	3	0	1	5	25	15
at Syracuse	5-5	6-10	1-4	1-1	0-3	3	3	4	0	4	5	31	14
at Minnesota	6-6	3-11	0-3	3-4	0-2	2	2	3	0	0	4	33	9
Longwood	7-7	5-11	0-2	4-4	0-6	6	3	4	0	1	0	24	14
Auburn	8-8	2-8	1-3	4-4	0-4	4	4	1	0	1	0	30	9

CAREER STATISTICS (at Virginia)

Year	G-GS	Min-Avg.	FG-FGA	Pct.	3FG-3FGA	Pct.	FT-FTA	Pct.	Off-Def.	Reb-Avg.	PF-DQ	Ast	TO	Blk	Stl	Pts-Avg
2006-07	Did not play after transferring															
ACC																
2007-08	33-8	835-25.3	103-247	.417	41-110	.373	37-55	.673	19-67	86-2.6	62-0	79	57	5	29	284-8.6
ACC	16-8	448-28.0	55-133	.414	20-53	.377	24-32	.750	9-37	46-2.9	30-0	34	29	4	19	154-9.6
2008-09	8-8	199-24.9	26-65	.400	5-22	.227	20-25	.800	2-22	24-3.0	17-2	27	23	0	12	77-9.6
ACC																
CAREER	41-16	1034-25.2	129-312	.413	46-132	.348	57-80	.713	21-89	110-2.7	79-2	106	80	5	41	361-8.8
ACC	16-8	448-28.0	55-133	.414	20-53	.377	24-32	.750	9-37	46-2.9	30-0	34	29	4	19	154-9.6



MAMADI DIANE

#24

Senior • Guard/Forward • 6-5 • 204 • Potomac, Md. • DeMatha Catholic H.S.

2008-09 SEASON:

- One of Virginia's tri-captains this season
- Played in the 100th game of his Virginia career at Syracuse
- Scored 13 points vs. USF
- Had 14 points and seven rebounds vs. VMI
- Scored 14 points in the exhibition vs. Shepherd

SINGLE GAME BESTS

POINTS

Season: 14 vs. VMI (11/16/08)
 Career: 26 vs. Maryland (1/16/07)
 ACC: 26 vs. Maryland (1/16/07)

REBOUNDS

Season: 7 vs. VMI (11/16/08)
 Career: 11 vs. Hampton (12/16/06)
 ACC: 10 vs. Wake Forest (2/4/06)

FG MADE

Season: 6 vs. VMI (11/16/08), vs. USF (11/19/08)
 Career: 9 vs. Maryland (1/16/07)
 ACC: 9 vs. Maryland (1/16/07)

FG ATTEMPTS

Season: 15 vs. VMI (11/16/08)
 Career: 17 vs. Georgia Tech (1/27/08)
 ACC: 17 vs. Georgia Tech (1/27/08)

3 PT FG MADE

Season: --
 Career: 6 vs. Northwestern (11/27/07)
 ACC: 5 at Florida State (1/23/08)

3 PT FG ATTEMPTS

Season: 4 vs. VMI (11/16/08), vs. USF (11/19/08)
 Career: 10 vs. Boston College (1/19/08)
 ACC: 10 vs. Boston College (1/19/08)

FT MADE

Season: 2 vs. VMI (11/16/08)
 Career: 7 vs. Loyola (12/23/05), vs. UMES (11/26/06)
 ACC: 6 vs. Maryland (1/16/07)

FT ATTEMPTS

Season: 3 vs. VMI (11/16/08)
 Career: 8 vs. Loyola (12/23/05)
 ACC: 7 vs. Md (1/16/07), at VT (2/2/08)

ASSISTS

Season: 2 vs. Liberty (11/25/08)
 Career: 4 vs. Loyola (12/23/05), at Md (1/30/08)
 ACC: 4 at Maryland (1/30/08)

TURNOVERS

Season: 2 vs. USF (11/19/08), at Minn. (12/2/08)
 Career: 5 vs. Morgan St. (11/19/06), at GT (3/3/08)
 ACC: 5 at Georgia Tech (3/3/08)

BLOCKS

Season: 1 on four occasions
 Career: 3 vs. Liberty (11/18/05), at Arizona (11/17/07)
 ACC: 2 on 4 occasions

STEALS

Season: 2 vs. Auburn (12/20/08)
 Career: 4 vs. Maryland (1/16/07)
 ACC: 4 vs. Maryland (1/16/07)

MINUTES


Season: 30 vs. USF (11/19/08)
 Career: 42 vs. Georgia Tech (1/27/08)
 ACC: 42 vs. Georgia Tech (1/27/08)

2008-09 GAME-BY-GAME:

Opponent	GP-GS	FG-FGA	3FG-3FGA	FT-FTA	Off-Def	Total	A	TO	Blk	Stl	PF	Min	Pts
VMI	1-1	6-15	0-4	2-3	5-2	7	1	0	1	1	3	27	14
USF	2-2	6-14	0-4	1-2	1-2	3	1	2	0	0	3	30	13
Radford	3-3	1-9	0-2	1-2	3-2	5	1	0	0	0	24	3	
Liberty	4-4	0-6	0-3	0-0	0-2	2	2	1	1	0	3	27	0
at Syracuse	5-4	0-3	0-1	0-1	1-1	2	0	1	0	1	2	16	0
at Minnesota	6-4	2-4	0-0	0-0	0-1	1	1	2	1	0	1	15	4
Longwood	7-4	1-7	0-3	1-2	0-1	1	0	0	1	0	0	19	3
Auburn	8-4	0-0	0-0	0-0	0-0	0	0	1	0	2	2	20	0

CAREER STATISTICS

Year	G-GS	Min-Avg.	FG-FGA	Pct.	3FG-3FGA	Pct.	FT-FTA	Pct.	Off-Def.	Reb-Avg.	PF-DQ	Ast	TO	Blk	Stl	Pts-Avg
2005-06	30-11	668-22.3	65-193	.337	16-66	.242	35-43	.814	33-79	112-3.7	42-0	32	36	11	22	181-6.0
ACC	16-1	321-20.1	31-94	.330	7-36	.194	12-15	.800	20-39	59-3.7	22-0	17	17	3	10	81-5.1
2006-07	32-32	883-27.6	111-251	.442	42-120	.350	43-57	.754	34-78	112-3.5	61-3	38	42	13	26	307-9.6
ACC	16-16	446-27.9	49-132	.371	18-64	.281	18-27	.667	17-37	54-3.4	32-2	18	21	8	15	134-8.4
2007-08	33-22	950-28.8	131-303	.432	60-145	.414	67-99	.677	55-91	146-4.4	72-0	37	59	22	20	389-11.8
ACC	16-8	482-30.1	60-160	.375	24-70	.343	40-60	.667	35-41	76-4.8	36-0	15	28	7	8	184-11.5
2008-09	8-4	178-22.3	16-58	.276	0-17	.000	5-10	.500	10-11	21-2.6	14-0	6	7	4	4	37-4.6
ACC																
CAREER	103-69	2679-26.0	323-805	.401	118-348	.339	150-209	.718	132-259	391-3.8	189-3	113	144	50	72	914-8.9
ACC	48-25	1249-26.0	140-386	.363	49-170	.288	70-102	.686	72-117	189-3.9	90-2	50	66	18	33	399-8.3



MUSTAPHA FARRAKHAN

#2

Sophomore • Guard • 6-4 • 179 • Harvey, Ill. • Thornton Township H.S.

2008-09 SEASON:

- Tied a career-high with five points vs. Longwood
- Had four points, two assists and two steals at Minnesota
- Had two points at Syracuse
- Scored a career-high five points vs. Liberty
- Made first career start vs. VMI and had two points
- Had nine points and five assists in the exhibition vs. Shepherd

SINGLE GAME BESTS

POINTS

Season: 5 vs. Liberty (11/25/08), vs. Longwood (12/17/08)
 Career: 5 vs. Liberty (11/25/08), vs. Longwood (12/17/08)
 ACC: 3 vs. Georgia Tech (1/27/08)

REBOUNDS

Season: 2 at Minnesota (12/2/08)
 Career: 4 at Maryland (1/30/08)
 ACC: 4 at Maryland (1/30/08)

FG MADE

Season: 2 vs. Longwood (12/17/08)
 Career: 2 vs. Howard (11/14/07), vs. Longwood (12/17/08)
 ACC: 1 vs. Georgia Tech (1/27/08)

FG ATTEMPTS

Season: 5 vs. VMI (11/16/08)
 Career: 6 vs. Howard (11/14/07)
 ACC: 5 vs. Georgia Tech (1/27/08)

3 PT FG MADE

Season: 1 vs. Liberty (11/25/08), vs. Longwood (12/17/08)
 Career: 1 on four occasions
 ACC: 1 vs. Georgia Tech (1/27/08)

3 PT FG ATTEMPTS

Season: 3 vs. Liberty (11/25/08)
 Career: 3 vs. Ga Tech (1/27/08), vs. Liberty (11/25/08)
 ACC: 3 vs. Georgia Tech (1/27/08)

FT MADE

Season: 2 vs. Liberty (11/25/08), at Minn (12/2/08)
 Career: 2 vs. Liberty (11/25/08), at Minn (12/2/08)
 ACC: 1 at Maryland (1/30/08)

FT ATTEMPTS

Season: 2 vs. Liberty (11/25/08), at Minn (12/2/08)
 Career: 2 on four occasions
 ACC: 2 at Maryland (1/30/08)

ASSISTS

Season: 2 at Minnesota (12/2/08)
 Career: 2 at Minnesota (12/2/08)
 ACC: 1 vs. Georgia Tech (1/27/08)

TURNOVERS

Season: 2 vs. VMI (11/16/08), vs. Liberty (11/25/08)
 Career: 3 at Penn (11/23/07)
 ACC: 2 vs. Clemson (2/7/08)

BLOCKS

Season: --
 Career: --
 ACC: --

STEALS

Season: 2 at Minnesota (12/2/08)
 Career: 2 at Minnesota (12/2/08)
 ACC: --

MINUTES


Season: 12 at Minnesota (12/2/08)
 Career: 12 on three occasions
 ACC: 12 at Md (1/30/08), vs. Clemson (2/7/08)

2008-09 GAME-BY-GAME:

Opponent	GP-GS	FG-FGA	3FG-3FGA	FT-FTA	Off-Def	Total	A	TO	Blk	Stl	PF	Min	Pts
VMI	1-1	1-5	0-1	0-0	0-0	0	0	2	0	0	0	11	2
USF	2-2	0-0	0-0	0-0	0-0	0	0	0	0	0	1	5	0
Radford	3-2	0-2	0-0	0-0	0-1	1	0	1	0	0	0	4	0
Liberty	4-2	1-3	1-3	2-2	0-0	0	1	2	0	0	3	8	5
at Syracuse	5-2	1-3	0-0	0-0	0-0	0	0	0	0	0	1	3	2
at Minnesota	6-2	1-4	0-2	2-2	1-1	2	2	1	0	2	3	12	4
Longwood	7-2	2-2	1-1	0-0	0-0	0	0	0	0	0	0	4	5
Auburn	DNP												

CAREER STATISTICS

Year	G-GS	Min-Avg.	FG-FGA	Pct.	3FG-3FGA	Pct.	FT-FTA	Pct.	Off-Def.	Reb-Avg.	PF-DQ	Ast	TO	Blk	Stl	Pts-Avg
2007-08	19-0	115-6.1	7-38	.184	2-16	.125	1-5	.200	4-11	15-0.8	9-0	5	12	0	2	17-0.9
ACC	6-0	43-7.2	1-13	.077	1-7	.143	1-3	.333	2-4	6-1.0	3-0	1	3	0	0	4-0.7
2008-09	7-2	47-6.7	6-19	.316	2-7	.286	4-4	1.000	1-2	3-0.4	8-0	3	6	0	2	18-2.6
ACC																
CAREER	26-2	162-6.2	13-57	.228	4-23	.174	5-9	.556	5-13	18-0.7	17-0	8	18	0	4	35-1.3
ACC	6-0	43-7.2	1-13	.077	1-7	.143	1-3	.333	2-4	6-1.0	3-0	1	3	0	0	4-0.7



JEFF JONES

#23

Sophomore • Guard • 6-4 • 200 • Chester, Pa. • Monsignor Bonner H.S.

2008-09 SEASON:

- Scored five points vs. Auburn
- Had seven points and three rebounds vs. Longwood
- Had three points at Syracuse
- Scored a season-high 10 points vs. Liberty
- Had six points vs. Radford
- Scored three points vs. USF
- Had eight points and three rebounds vs. VMI
- Had 18 points and five rebounds in the exhibition vs. Shepherd

SINGLE GAME BESTS

POINTS

Season: 10 vs. Liberty (11/25/08)
 Career: 26 vs. Bradley (3/26/08)
 ACC: 9 vs. NC State (2/24/08)

REBOUNDS

Season: 3 vs. VMI (11/16/08), vs. Longwood (12/17/08)
 Career: 6 vs. Vermont (11/11/07)
 ACC: 4 at WF (2/9/08), vs. Duke (3/5/08)

FG MADE

Season: 4 vs. Liberty (11/25/08)
 Career: 9 vs. Bradley (3/26/08)
 ACC: 4 vs. NCSU (2/24/08)

FG ATTEMPTS

Season: 12 vs. Liberty (11/25/08)
 Career: 14 vs. Bradley (3/26/08)
 ACC: 8 vs. NCSU (2/24/08), vs. GT (3/13/08)

3 PT FG MADE

Season: 2 vs. VMI (11/16/08), vs. Liberty (11/25/08)
 Career: 6 vs. Bradley (3/26/08)
 ACC: 1 on three occasions

3 PT FG ATTEMPTS

Season: 8 vs. Liberty (11/25/08)
 Career: 8 vs. Bradley (3/26/08), vs. Liberty (11/25/08)
 ACC: 4 vs. Georgia Tech (3/13/08)

FT MADE

Season: 4 vs. Radford (11/21/08)
 Career: 4 on three occasions
 ACC: 2 on four occasions

FT ATTEMPTS

Season: 4 vs. Radford (11/21/08)
 Career: 5 vs. N'western (11/27/07), vs. Hartford (12/30/07)
 ACC: 3 vs. Georgia Tech (3/13/08)

ASSISTS

Season: 3 vs. Liberty (11/25/08)
 Career: 4 at Boston College (2/17/08)
 ACC: 4 at Boston College (2/17/08)

TURNOVERS

Season: 1 on three occasions
 Career: 4 vs. Longwood (12/7/07)
 ACC: 3 at Duke (1/13/08)

BLOCKS

Season: 1 vs. VMI (11/16/08)
 Career: 1 on five occasions
 ACC: 1 at Boston College (2/17/08)

STEALS

Season: 2 vs. Liberty (11/25/08)
 Career: 3 vs. Howard (11/14/07)
 ACC: 1 on five occasions

MINUTES


Season: 29 vs. Liberty (11/25/08)
 Career: 31 vs. Bradley (3/26/08)
 ACC: 22 vs. Georgia Tech (3/13/08)

2008-09 GAME-BY GAME:

Opponent	GP-GS	FG-FGA	3FG-3FGA	FT-FTA	Off-Def	Total	A	TO	Blk	Stl	PF	Min	Pts
VMI	1-0	3-8	2-5	0-0	0-3	3	2	1	1	1	0	27	8
USF	2-0	1-8	1-5	0-0	0-0	0	1	0	0	0	2	15	3
Radford	3-0	1-3	0-1	4-4	0-2	2	0	1	0	0	2	13	6
Liberty	4-0	4-12	2-8	0-0	0-1	1	3	0	0	2	3	29	10
at Syracuse	5-0	1-5	1-3	0-0	0-2	2	1	0	0	0	0	13	3
at Minnesota	DNP												
Longwood	6-0	3-4	1-1	0-0	2-1	3	0	1	0	0	1	21	7
Auburn	7-0	2-7	1-3	0-0	0-1	1	1	0	0	1	0	20	5

CAREER STATISTICS

Year	G-GS	Min-Avg.	FG-FGA	Pct.	3FG-3FGA	Pct.	FT-FTA	Pct.	Off-Def.	Reb-Avg.	PF-DQ	Ast	TO	Blk	Stl	Pts-Avg
2007-08	33-25	494-15.0	55-151	.364	16-51	.314	33-47	.702	15-45	60-1.8	46-0	17	41	4	10	159-4.8
ACC	16-8	193-12.1	12-51	.235	2-14	.143	10-14	.714	6-14	20-1.3	20-0	8	16	1	5	36-2.3
2008-09	7-0	138-19.7	15-47	.319	8-26	.308	4-4	1.000	2-10	12-1.7	8-0	8	3	1	4	42-6.0
ACC																
CAREER	40-25	632-15.8	70-198	.354	24-77	.312	37-51	.725	17-55	72-1.8	54-0	25	44	5	14	201-5.0
ACC	16-8	193-12.1	12-51	.235	2-14	.143	10-14	.714	6-14	20-1.3	20-0	8	16	1	5	36-2.3



JEROME MEYINSSE

#55

Junior • Forward/Center • 6-9 • 245 • Baton Rouge, La. • McKinley H.S.

2008-09 SEASON:

- Had five points and five rebounds at Minnesota
- Had season-high totals of 10 points and eight rebounds at Syracuse
- Had two points and one rebound vs. Liberty
- Made first career start vs. USF
- Had four points and five rebounds in the exhibition vs. Shepherd

SINGLE GAME BESTS

POINTS

Season: 10 at Syracuse (11/28/08)
 Career: 12 vs. Elon (12/22/07)
 ACC: 4 at Florida State (1/23/08)

REBOUNDS

Season: 8 at Syracuse (11/28/08)
 Career: 9 vs. Hampton (12/19/07)
 ACC: 3 vs. BC (1/19/08), at FSU (1/23/08)

FG MADE

Season: 3 at Syracuse (11/28/08)
 Career: 5 vs. Elon (12/22/07)
 ACC: 2 at Florida State (1/23/08)

FG ATTEMPTS

Season: 7 at Syracuse (11/28/08)
 Career: 7 vs. Hampton (12/19/07), at Syracuse (11/28/08)
 ACC: 3 vs. Clemson (2/7/08)

3 PT FG MADE

Season: --
 Career: --
 ACC: --

3 PT FG ATTEMPTS

Season: --
 Career: --
 ACC: --

FT MADE

Season: 4 at Syracuse (11/28/08)
 Career: 5 vs. UMES (11/26/06)
 ACC: --

FT ATTEMPTS

Season: 5 at Syracuse (11/28/08)
 Career: 6 vs. UMES (11/26/06)
 ACC: 2 vs. Boston College (1/19/08)

ASSISTS

Season: --
 Career: 1 on three occasions
 ACC: --

TURNOVERS

Season: 2 at Minn. (12/2/08), vs. Longwood (12/17/08)
 Career: 2 on five occasions
 ACC: --

BLOCKS

Season: 1 at Syracuse (11/28/08), at Minn (12/2/08)
 Career: 2 vs. Richmond (3/18/08)
 ACC: --

STEALS

Season: --
 Career: 2 vs. PR-Mayaguez (12/21/06)
 ACC: 1 at Florida State (1/23/08)

MINUTES


Season: 24 at Syracuse (11/28/08)
 Career: 24 at Syracuse (11/28/08)
 ACC: 14 at Florida State (1/23/08)

2008-09 GAME-BY-GAME:

Opponent	GP-GS	FG-FGA	3FG-3FGA	FT-FTA	Off-Def	Total	A	TO	Blk	Stl	PF	Min	Pts
VMI	DNP												
USF	1-1	0-0	0-0	0-0	0-0	0	0	1	0	0	0	6	0
Radford	2-1	0-1	0-0	0-0	0-0	0	0	1	0	0	0	3	0
Liberty	3-1	1-1	0-0	0-0	1-0	1	0	0	0	0	0	5	2
at Syracuse	4-1	3-7	0-0	4-5	4-4	8	0	1	1	0	2	24	10
at Minnesota	5-1	1-1	0-0	3-4	2-3	5	0	2	1	0	1	22	5
Longwood	6-1	0-0	0-0	0-2	1-0	1	0	2	0	0	2	7	0
Auburn	7-1	0-0	0-0	0-1	1-0	1	0	1	0	0	0	8	0

CAREER STATISTICS

Year	G-GS	Min-Avg.	FG-FGA	Pct.	3FG-3FGA	Pct.	FT-FTA	Pct.	Off-Def.	Reb-Avg.	PF-DQ	Ast	TO	Blk	Stl	Pts-Avg
2006-07	15-0	100-6.7	4-11	.364	0-0	.000	9-13	.692	3-17	20-1.3	15-0	1	4	2	2	17-1.1
ACC	4-0	8-2.0	0-1	.000	0-0	.000	0-0	.000	0-0	0-0.0	3-0	0	0	0	0	0-0.0
2007-08	26-0	188-7.2	23-33	.697	0-0	.000	4-12	.333	18-31	49-1.9	36-0	2	7	3	3	50-1.9
ACC	13-0	77-5.9	7-11	.636	0-0	.000	0-2	.000	5-12	17-1.3	21-0	0	0	0	1	14-1.1
2008-09	7-1	75-10.7	5-10	.500	0-0	.000	7-12	.583	9-7	16-2.3	5-0	0	8	2	0	17-2.4
ACC																
CAREER	48-1	363-7.6	32-54	.593	0-0	.000	20-37	.541	30-55	85-1.8	56-0	3	19	7	5	84-1.8
ACC	17-0	85-5.0	7-12	.583	0-0	.000	0-2	.000	5-12	17-1.0	24-0	0	0	0	1	14-0.8



MIKE SCOTT

#32

Sophomore • Forward • 6-8 • 233 • Chesapeake, Va. • Hargrave Military Academy

2008-09 SEASON:

- Had 10 points and 10 rebounds at Syracuse for his second double-double of the season, along with a career-high four assists in a career-high 37 minutes
- Had nine points and 17 rebounds vs. Liberty
- Had 10 points and six rebounds vs. USF
- Set career highs with 26 points and 18 rebounds vs. VMI, including tying the school record with 10 offensive rebounds in the game
- Has four career double-doubles
- Had 10 points and 14 rebounds in the exhibition vs. Shepherd

2008-09 GAME-BY GAME:

Opponent	GP-GS	FG-FGA	3FG-3FGA	FT-FTA	Off-Def	Total	A	TO	Blk	Stl	PF	Min	Pts
VMI	1-1	11-13	0-0	4-5	10-8	18	0	4	0	1	2	30	26
USF	2-2	4-9	0-1	2-2	4-2	6	1	2	0	2	2	32	10
Radford	3-3	2-7	0-1	1-3	2-3	5	1	0	0	0	4	27	5
Liberty	4-4	3-4	0-0	3-4	7-10	17	1	1	0	0	2	34	9
at Syracuse	5-5	5-10	0-0	0-0	5-5	10	4	0	0	1	1	37	10
at Minnesota	6-6	0-4	0-0	0-0	2-4	6	2	3	0	1	1	18	0
Longwood	7-7	4-5	0-1	0-0	0-6	6	0	0	1	0	2	27	8
Auburn	8-8	4-7	0-1	1-2	0-3	3	0	3	0	3	2	27	9

SINGLE GAME BESTS

POINTS

Season: 26 vs. VMI (11/16/08)
 Career: 26 vs. VMI (11/16/08)
 ACC: 11 at Boston College (2/17/08)

REBOUNDS

Season: 18 vs. VMI (11/16/08)
 Career: 18 vs. VMI (11/16/08)
 ACC: 12 at Md (1/30/08), at BC (2/17/08)

FG MADE

Season: 11 vs. VMI (11/16/08)
 Career: 11 vs. VMI (11/16/08)
 ACC: 5 at Boston College (2/17/08)

FG ATTEMPTS

Season: 13 vs. VMI (11/16/08)
 Career: 13 vs. VMI (11/16/08)
 ACC: 11 at Boston College (2/17/08)

3 PT FG MADE

Season: --
 Career: 2 vs. Georgia Tech (3/13/08)
 ACC: 2 vs. Georgia Tech (3/13/08)

3 PT FG ATTEMPTS

Season: 1 on four occasions
 Career: 2 at BC (2/17/08), vs. GT (3/13/08)
 ACC: 2 at BC (2/17/08), vs. GT (3/13/08)

FT MADE

Season: 4 vs. VMI (11/16/08)
 Career: 5 vs. Drexel (11/20/07), at VT (2/2/08)
 ACC: 5 at Virginia Tech (2/2/08)

FT ATTEMPTS

Season: 5 vs. VMI (11/16/08)
 Career: 7 at Virginia Tech (2/2/08)
 ACC: 7 at Virginia Tech (2/2/08)

ASSISTS

Season: 4 at Syracuse (11/28/08)
 Career: 4 at Syracuse (11/28/08)
 ACC: 2 at Miami (3/1/08)

TURNOVERS

Season: 4 vs. VMI (11/16/08)
 Career: 4 vs. VMI (11/16/08)
 ACC: 3 at Duke (1/13/08), at VT (2/2/08)

BLOCKS

Season: 1 vs. Longwood (12/17/08)
 Career: 3 vs. Duke (3/5/08), vs. Richmond (3/18/08)
 ACC: 3 vs. Duke (3/5/08)

STEALS

Season: 3 vs. Auburn (12/20/08)
 Career: 3 at Penn (11/23/07), vs. Auburn (12/20/08)
 ACC: 2 vs. UNC (2/12/08), at BC (2/17/08)

MINUTES

Season: 37 at Syracuse (11/28/08)
 Career: 37 at Syracuse (11/28/08)
 ACC: 29 at BC (2/17/08), vs. NCSU (2/24/08)

CAREER STATISTICS

Year	G-GS	Min-Avg.	FG-FGA	Pct.	3FG-3FGA	Pct.	FT-FTA	Pct.	Off-Def.	Reb-Avg.	PF-DQ	Ast	TO	Blk	Stl	Pts-Avg
2007-08	32-21	579-18.1	63-143	.441	4-10	.400	52-74	.703	67-101	168-5.3	69-1	15	25	12	20	182-5.7
ACC	16-14	310-19.4	30-77	.390	1-4	.250	20-33	.606	30-50	80-5.0	39-1	6	15	5	8	81-5.1
2008-09	8-8	232-29.0	33-59	.559	0-4	.000	11-16	.688	30-41	71-8.9	16-0	9	13	1	8	77-9.6
ACC																
CAREER	40-29	811-20.3	96-202	.475	4-14	.286	63-90	.700	97-142	239-6.0	85-1	24	38	13	28	259-6.5
ACC	16-14	310-19.4	30-77	.390	1-4	.250	20-33	.606	30-50	80-5.0	39-1	6	15	5	8	81-5.1



ASSANE SENE

#5

Freshman • Center • 7-0 • 234 • Saint-Louis, Senegal • South Kent

2008-09 SEASON:

- Had nine rebounds and four blocks vs. Auburn
- Had six points, five rebounds and two blocks vs. Longwood
- Had two points and four rebounds at Minnesota
- Made his collegiate debut at Syracuse, where he had one point and one rebound in the start
- Was held out of the first three games of the season before the resolution of his eligibility status on Nov. 25
- “Because of a recent NCAA interpretation, there are some aspects of Assane’s pre-college enrollment that must be reviewed further,” Virginia Athletics Director Craig Littlepage said on Nov. 16.
- Had two points and three rebounds in 18 minutes of action in the exhibition vs. Shepherd

SINGLE GAME BESTS

POINTS

Season: 6 vs. Longwood (12/17/08)
 Career: 6 vs. Longwood (12/17/08)
 ACC: --

REBOUNDS

Season: 9 vs. Auburn (12/20/08)
 Career: 9 vs. Auburn (12/20/08)
 ACC: --

FG MADE

Season: 2 vs. Longwood (12/17/08)
 Career: 2 vs. Longwood (12/17/08)
 ACC: --

FG ATTEMPTS

Season: 4 vs. Longwood (12/17/08)
 Career: 4 vs. Longwood (12/17/08)
 ACC: --

3 PT FG MADE

Season: --
 Career: --
 ACC: --

3 PT FG ATTEMPTS

Season: --
 Career: --
 ACC: --

FT MADE

Season: 2 at Minn. (12/2/08), vs. Longwood (12/17/08)
 Career: 2 at Minn. (12/2/08), vs. Longwood (12/17/08)
 ACC: --

FT ATTEMPTS

Season: 3 vs. Longwood (12/17/08)
 Career: 3 vs. Longwood (12/17/08)
 ACC: --

ASSISTS

Season: 2 vs. Auburn (12/20/08)
 Career: 2 vs. Auburn (12/20/08)
 ACC: --

TURNOVERS

Season: 1 at Minn. (12/2/08), vs. Longwood (12/17/08)
 Career: 1 at Minn. (12/2/08), vs. Longwood (12/17/08)
 ACC: --

BLOCKS

Season: 4 vs. Auburn (12/20/08)
 Career: 4 vs. Auburn (12/20/08)
 ACC: --

STEALS

Season: --
 Career: --
 ACC: --

MINUTES


Season: 22 vs. Auburn (12/20/08)
 Career: 22 vs. Auburn (12/20/08)
 ACC: --

2008-09 GAME-BY GAME:

Opponent	GP-GS	FG-FGA	3FG-3FGA	FT-FTA	Off-Def	Total	A	TO	Blk	Stl	PF	Min	Pts
VMI	DNP												
USF	DNP												
Radford	DNP												
Liberty	DNP												
at Syracuse	1-1	0-0	0-0	1-2	0-1	1	1	0	1	0	3	7	1
at Minnesota	2-2	0-0	0-0	2-2	2-2	4	0	1	0	0	3	18	2
Longwood	3-2	2-4	0-0	2-3	2-3	5	1	1	2	0	3	16	6
Auburn	4-2	1-3	0-0	0-0	0-9	9	2	0	4	0	3	22	2

CAREER STATISTICS

Year	G-GS	Min-Avg.	FG-FGA	Pct.	3FG-3FGA	Pct.	FT-FTA	Pct.	Off-Def.	Reb-Avg.	PF-DQ	Ast	TO	Blk	Stl	Pts-Avg
2008-09	4-2	63-15.8	3-7	.429	0-0	.000	5-7	.714	4-15	19-4.8	12-0	4	2	7	0	11-2.8
ACC CAREER	4-2	63-15.8	3-7	.429	0-0	.000	5-7	.714	4-15	19-4.8	12-0	4	2	7	0	11-2.8



WILL SHERRILL

#22

Sophomore • Forward • 6-9 • 221 • New York, N.Y. • Phillips Academy Andover

2008-09 SEASON:

- Made season debut vs. Radford and had a career-high three rebounds
- Played five minutes in the exhibition vs. Shepherd

SINGLE GAME BESTS

POINTS

Season: --
 Career: 3 vs. Longwood (12/7/07)
 ACC: --

REBOUNDS

Season: 3 vs. Radford (11/21/08)
 Career: 3 vs. Radford (11/21/08)
 ACC: --

FG MADE

Season: --
 Career: 1 on three occasions
 ACC: --

FG ATTEMPTS

Season: 2 vs. Radford (11/21/08)
 Career: 2 vs. Radford (11/21/08)
 ACC: --

3 PT FG MADE

Season: --
 Career: 1 vs. Longwood (12/7/07)
 ACC: --

3 PT FG ATTEMPTS

Season: --
 Career: 1 vs. Longwood (12/7/07)
 ACC: --

FT MADE

Season: --
 Career: --
 ACC: --

FT ATTEMPTS

Season: --
 Career: --
 ACC: --

ASSISTS

Season: --
 Career: 1 vs. Elon (12/22/07)
 ACC: --

TURNOVERS

Season: 1 vs. Radford (11/21/08)
 Career: 1 vs. Radford (11/21/08)
 ACC: --

BLOCKS

Season: --
 Career: --
 ACC: --

STEALS

Season: --
 Career: 1 vs. Northwestern (11/27/07)
 ACC: --

MINUTES

Season: 5 vs. Radford (11/21/08)
 Career: 5 vs. Radford (11/21/08)
 ACC: 1 vs. Clemson (2/7/08)

2008-09 GAME-BY GAME:

Opponent	GP-GS	FG-FGA	3FG-3FGA	FT-FTA	Off-Def	Total	A	TO	Blk	Stl	PF	Min	Pts
VMI	DNP												
USF	DNP												
Radford	1-0	0-2	0-0	0-0	2-1	3	0	1	0	0	1	5	0
Liberty	DNP												
at Syracuse	DNP												
at Minnesota	DNP												
Longwood	2-0	0-0	0-0	0-0	0-0	0	0	0	0	0	0	3	0
Auburn	DNP												

CAREER STATISTICS

Year	G-GS	Min-Avg.	FG-FGA	Pct.	3FG-3FGA	Pct.	FT-FTA	Pct.	Off-Def.	Reb-Avg.	PF-DQ	Ast	TO	Blk	Stl	Pts-Avg
2007-08	7-0	12-1.7	3-3	1.000	1-1	1.000	0-0	.000	1-2	3-0.4	3-0	1	0	0	1	7-1.0
ACC	1-0	1-1.0	0-0	.000	0-0	.000	0-0	.000	0-0	0-0.0	0-0	0	0	0	0	0-0.0
2008-09	2-0	8-4.0	0-2	.000	0-0	.000	0-0	.000	2-1	3-1.5	1-0	0	1	0	0	0-0.0
ACC																
CAREER	9-0	20-2.2	3-5	.600	1-1	1.000	0-0	.000	3-3	6-0.7	4-0	1	1	0	1	7-0.8
ACC	1-0	1-1.0	0-0	.000	0-0	.000	0-0	.000	0-0	0-0.0	0-0	0	0	0	0	0-0.0



TUNJI SOROYE

#21

Senior • Center • 6-11 • 252 • Dugbe Ibadan, Nigeria • Montrose Christian School

2008-09 SEASON:

- One of Virginia's tri-captains this season
- Had eight points, five rebounds, two blocks and two steals vs. Radford
- Had three points, six rebounds and two blocks vs. USF
- Had two points and one rebound in the exhibition vs. Shepherd

SINGLE GAME BESTS

POINTS

Season: 8 vs. Radford (11/21/08)
 Career: 12 vs. Fordham (12/7/05)
 ACC: 6 on three occasions

REBOUNDS

Season: 6 vs. USF (11/19/08)
 Career: 11 vs. Maryland (2/6/07)
 ACC: 11 vs. Maryland (2/6/07)

FG MADE

Season: 3 vs. Radford (11/21/08)
 Career: 4 vs. Fordham (12/7/05), vs. Albany (3/16/07)
 ACC: 3 vs. Florida State (1/11/06)

FG ATTEMPTS

Season: 5 vs. Radford (11/21/08)
 Career: 8 vs. Albany (3/16/07)
 ACC: 5 vs. Florida State (1/11/06)

3 PT FG MADE

Season: --
 Career: --
 ACC: --

3 PT FG ATTEMPTS

Season: --
 Career: --
 ACC: --

FT MADE

Season: 2 vs. Radford (11/21/08)
 Career: 4 on three occasions
 ACC: 4 vs. Clemson (1/7/06)

FT ATTEMPTS

Season: 2 vs. USF (11/19/08), vs. Radford (11/21/08)
 Career: 6 vs. Fordham (12/7/05)
 ACC: 5 vs. Florida State (2/17/07)

ASSISTS

Season: --
 Career: 1 on 13 occasions
 ACC: 1 on eight occasions

TURNOVERS

Season: 1 vs. USF (11/19/08)
 Career: 4 at Virginia Tech (1/15/06)
 ACC: 4 at Virginia Tech (1/15/06)

BLOCKS

Season: 2 vs. USF (11/19/08), vs. Radford (11/21/08)
 Career: 5 vs. Duke (3/11/05)
 ACC: 5 vs. Duke (3/11/05)

STEALS

Season: 2 vs. Radford (11/21/08)
 Career: 2 on four occasions
 ACC: 2 vs. UNC (1/19/06), at FSU (2/18/06)

MINUTES


Season: 24 vs. Radford (11/21/08)
 Career: 33 vs. Clemson (1/7/06)
 ACC: 33 vs. Clemson (1/7/06)

2008-09 GAME-BY-GAME:

Opponent	GP-GS	FG-FGA	3FG-3FGA	FT-FTA	Off-Def	Total	A	TO	Blk	Stl	PF	Min	Pts
VMI	DNP												
USF	1-0	1-1	0-0	1-2	3-3	6	0	1	2	1	1	15	3
Radford	2-1	3-5	0-0	2-2	2-3	5	0	0	2	2	3	24	8
Liberty	DNP												
at Syracuse	3-1	0-1	0-0	0-0	0-1	1	0	0	0	0	3	10	0
at Minnesota	DNP												
Longwood	DNP												
Auburn	DNP												

CAREER STATISTICS

Year	G-GS	Min-Avg.	FG-FGA	Pct.	3FG-3FGA	Pct.	FT-FTA	Pct.	Off-Def.	Reb-Avg.	PF-DQ	Ast	TO	Blk	Stl	Pts-Avg
2004-05	21-2	120-5.7	4-10	.400	0-0	.000	4-7	.571	7-21	28-1.3	18-0	2	3	15	1	12-0.6
ACC	12-0	72-6.0	4-5	.800	0-0	.000	2-4	.500	4-12	16-1.3	14-0	2	2	8	1	10-0.8
2005-06	30-23	553-18.4	21-51	.412	0-0	.000	13-19	.684	36-70	106-3.5	88-7	4	38	37	10	55-1.8
ACC	16-16	290-18.1	9-26	.346	0-0	.000	6-9	.667	18-33	51-3.2	49-4	2	19	15	6	24-1.5
2006-07	28-11	391-14.0	18-35	.514	0-0	.000	24-39	.615	35-54	89-3.2	46-0	7	20	26	7	60-2.1
ACC	16-6	252-15.8	12-19	.632	0-0	.000	10-23	.435	27-30	57-3.6	29-0	4	10	14	2	34-2.1
2007-08	2-0	8-4.0	0-1	.000	0-0	.000	1-2	.500	2-1	3-1.5	2-0	0	2	0	0	1-0.5
ACC	0-0															
2008-09	3-1	49-16.3	4-7	.571	0-0	.000	3-4	.750	5-7	12-4.0	7-0	0	1	4	3	11-3.7
ACC																
CAREER	84-37	1121-13.3	47-104	.452	0-0	.000	45-71	.634	85-153	238-2.8	161-7	13	64	82	21	139-1.7
ACC	44-22	614-14.0	25-50	.500	0-0	.000	18-36	.500	49-75	124-2.8	92-4	8	31	37	9	68-1.5



SOLOMON TAT

#45

Junior • Guard/Forward • 6-5 • 223 • Jos Plateau, Nigeria • Community Christian School

2008-09 SEASON:

- Made season debut vs. Radford
- Had three rebounds in the exhibition vs. Shepherd

SINGLE GAME BESTS

POINTS

Season: --
 Career: 12 at Xavier (1/3/08)
 ACC: 8 at Virginia Tech (2/10/07)

REBOUNDS

Season: --
 Career: 6 at Virginia Tech (2/10/07)
 ACC: 6 at Virginia Tech (2/10/07)

FG MADE

Season: --
 Career: 3 at Virginia Tech (2/10/07), at Xavier (1/3/08)
 ACC: 3 at Virginia Tech (2/10/07)

FG ATTEMPTS

Season: --
 Career: 9 at Virginia Tech (2/10/07)
 ACC: 9 at Virginia Tech (2/10/07)

3 PT FG MADE

Season: --
 Career: --
 ACC: --

3 PT FG ATTEMPTS

Season: --
 Career: 1 on five occasions
 ACC: 1 on three occasions

FT MADE

Season: --
 Career: 6 at Xavier (1/3/08)
 ACC: 2 on four occasions

FT ATTEMPTS

Season: --
 Career: 9 at Xavier (1/3/08)
 ACC: 2 on five occasions

ASSISTS

Season: --
 Career: 5 vs. Gonzaga (1/3/07)
 ACC: 2 at Clemson (1/28/07), at Wake (3/3/07)

TURNOVERS

Season: --
 Career: 2 on four occasions
 ACC: 2 vs. Maryland (1/16/07), at Duke (1/13/08)

BLOCKS

Season: --
 Career: 1 vs. Longwood (2/13/07)
 ACC: --

STEALS

Season: --
 Career: 2 vs. Stanford (1/7/07), vs. Md. (1/16/07)
 ACC: 2 vs. Maryland (1/16/07)

MINUTES


Season: 1 vs. Radford (11/21/08)
 Career: 23 at Virginia Tech (2/10/07)
 ACC: 23 at Virginia Tech (2/10/07)

2008-09 GAME-BY GAME:

Opponent	GP-GS	FG-FGA	3FG-3FGA	FT-FTA	Off-Def	Total	A	TO	Blk	Stl	PF	Min	Pts
VMI	DNP												
USF	DNP												
Radford	1-0	0-0	0-0	0-0	0-0	0	0	0	0	0	0	1	0
Liberty	2-0	0-0	0-0	0-0	0-0	0	0	0	0	0	0	0+	0
at Syracuse	DNP												
at Minnesota	DNP												
Longwood	DNP												
Auburn	DNP												

CAREER STATISTICS

Year	G-GS	Min-Avg.	FG-FGA	Pct.	3FG-3FGA	Pct.	FT-FTA	Pct.	Off-Def.	Reb-Avg.	PF-DQ	Ast	TO	Blk	Stl	Pts-Avg
2006-07	20-0	165-8.3	14-40	.350	0-3	.000	12-19	.632	7-25	32-1.6	24-0	13	8	1	8	40-2.0
ACC	13-0	107-8.2	8-25	.320	0-1	.000	5-5	1.000	5-16	21-1.6	17-0	6	4	0	5	21-1.6
2007-08	15-0	100-6.7	11-24	.458	0-2	.000	13-17	.765	4-16	20-1.3	6-0	5	6	0	3	35-2.3
ACC	9-0	68-7.6	7-15	.467	0-2	.000	5-6	.833	1-12	13-1.4	4-0	3	4	0	3	19-2.1
2008-09	2-0	1-0.5	0-0	.000	0-0	.000	0-0	.000	0-0	0-0.0	0-0	0	0	0	0	0-0.0
ACC																
CAREER	37-0	266-7.2	25-64	.391	0-5	.000	25-36	.694	11-41	52-1.4	30-0	18	14	1	11	75-2.0
ACC	22-0	175-8.0	15-40	.375	0-3	.000	10-11	.909	6-28	34-1.5	21-0	9	8	0	8	40-1.8



JAMIL TUCKER

#12

Junior • Forward • 6-9 • 241 • Gary, Ind. • West Side H.S.

2008-09 SEASON:

- Made first start of the season vs. Longwood and had his first career double-double (11 points, career-high 10 rebounds) and a career-high three assists
- Had a team-high 12 points on a career-high four 3-pointers at Minnesota
- Had four points and a team-high six rebounds vs. Radford
- Had a career-high 15 points and a team-high seven rebounds vs. USF
- Scored 14 points vs. VMI
- Had seven points in the exhibition vs. Shepherd

SINGLE GAME BESTS

POINTS

Season: 15 vs. USF (11/19/08)
 Career: 15 vs. USF (11/19/08)
 ACC: 14 at Miami (3/1/08)

REBOUNDS

Season: 10 vs. Longwood (12/17/08)
 Career: 10 vs. Longwood (12/17/08)
 ACC: 9 at BC (1/13/07), at WF (2/9/08)

FG MADE

Season: 6 vs. VMI (11/16/08)
 Career: 6 vs. VMI (11/16/08)
 ACC: 5 vs. Maryland (3/9/08)

FG ATTEMPTS

Season: 12 vs. Longwood (12/17/08)
 Career: 12 vs. Longwood (12/17/08)
 ACC: 10 at Wake Forest (2/9/08)

3 PT FG MADE

Season: 4 at Minnesota (12/2/08)
 Career: 4 at Minnesota (12/2/08)
 ACC: 3 on four occasions

3 PT FG ATTEMPTS

Season: 8 at Minnesota (12/2/08)
 Career: 8 vs. ODU (3/24/08), at Minn. (12/2/08)
 ACC: 7 at Wake Forest (2/9/08)

FT MADE

Season: 5 vs. USF (11/19/08)
 Career: 5 vs. Hampton (12/19/07), vs. USF (11/19/08)
 ACC: 3 vs. Md (1/16/07), at Miami (3/1/08)

FT ATTEMPTS

Season: 8 vs. USF (11/19/08)
 Career: 8 vs. USF (11/19/08)
 ACC: 4 on three occasions

ASSISTS

Season: 3 vs. Longwood (12/17/08)
 Career: 3 vs. Longwood (12/17/08)
 ACC: 2 on three occasions

TURNOVERS

Season: 2 vs. VMI (11/16/08), vs. Radford (11/21/08)
 Career: 3 vs. Wake Forest (1/21/07)
 ACC: 3 vs. Wake Forest (1/21/07)

BLOCKS

Season: 1 on four occasions
 Career: 2 on five occasions
 ACC: 2 vs. VT (1/16/08), vs. GT (3/13/08)

STEALS

Season: 2 at Minnesota (12/2/08)
 Career: 2 vs. ODU (3/24/08), at Minn. (12/2/08)
 ACC: 1 on five occasions

MINUTES

Season: 27 vs. USF (11/19/08)
 Career: 30 at Wake Forest (2/9/08)
 ACC: 30 at Wake Forest (2/9/08)

2008-09 GAME-BY GAME:

Opponent	GP-GS	FG-FGA	3FG-3FGA	FT-FTA	Off-Def	Total	A	TO	Blk	Stl	PF	Min	Pts
VMI	1-0	6-8	0-1	2-4	0-3	3	0	2	1	0	2	17	14
USF	2-0	4-8	2-3	5-8	0-7	7	1	0	1	1	0	27	15
Radford	3-0	2-6	0-0	0-0	3-3	6	0	2	0	1	4	16	4
Liberty	4-0	0-0	0-0	0-0	1-0	1	0	1	0	0	0	6	0
at Syracuse	5-0	0-2	0-0	0-0	1-1	2	0	0	0	0	0	2	0
at Minnesota	6-0	4-8	4-8	0-0	1-3	4	0	1	0	2	3	22	12
Longwood	7-1	4-12	1-3	2-3	2-8	10	3	0	1	0	2	24	11
Auburn	8-2	0-2	0-1	0-0	0-1	1	0	0	1	0	2	9	0

CAREER STATISTICS

Year	G-GS	Min-Avg.	FG-FGA	Pct.	3FG-3FGA	Pct.	FT-FTA	Pct.	Off-Def.	Reb-Avg.	PF-DQ	Ast	TO	Blk	Stl	Pts-Avg
2006-07	29-0	291-10.0	32-73	.438	21-43	.488	15-27	.556	16-44	60-2.1	39-0	3	19	6	3	100-3.4
ACC	13-0	113-8.7	15-32	.469	11-19	.579	8-13	.615	7-20	27-2.1	20-0	0	9	0	1	49-3.8
2007-08	31-3	483-15.6	57-133	.429	31-84	.369	17-24	.708	19-84	103-3.3	62-0	17	21	12	7	162-5.2
ACC	16-2	256-16.0	32-75	.427	18-45	.400	9-14	.643	14-44	58-3.6	26-0	11	11	3	4	91-5.7
2008-09	8-2	123-15.4	20-46	.435	7-16	.438	9-15	.600	8-26	34-4.3	13-0	4	6	4	4	56-7.0
ACC																
CAREER	68-5	897-13.2	109-252	.433	59-143	.413	41-66	.621	43-154	197-2.9	114-0	24	46	22	14	318-4.7
ACC	29-2	369-12.7	47-107	.439	29-64	.453	17-27	.630	21-64	85-2.9	46-0	11	20	3	5	140-4.8



2008-09 VIRGINIA BASKETBALL

VIRGINIA TEAM AND INDIVIDUAL HIGHS FOR THE 2008-09 SEASON:

TEAM			INDIVIDUAL		
Points:	107	vs. VMI (107-97)	Points:	28	Sylven Landesberg vs. VMI
FG Att:	79	vs. VMI (43-79)	FG Att:	17	Sylven Landesberg vs. VMI
FG Made:	43	vs. VMI (43-79)	FG Made:	10	Sylven Landesberg vs. VMI
FG %:	54.4	vs. VMI (43-79)	FG % ⁽¹⁾ :	84.6	Mike Scott (11-13) vs. VMI
3-FG Att:	32	vs. Liberty (13-32)	3-FG Att:	10	Sammy Zeglinski (6-10) vs. Liberty
3-FG Made:	13	vs. Liberty (13-32)	3-FG Made:	6	Sammy Zeglinski (6-10) vs. Liberty
3-FG %:	40.6	vs. Liberty (13-32)	3-FG % ⁽²⁾ :	60.0	Sammy Zeglinski (6-10) vs. Liberty
FT Att:	28	vs. VMI (18-28)	FT Att:	14	Sylven Landesberg (10-14) vs. Auburn
		vs. USF (18-28)			
FT Made:	19	vs. Radford (19-24)	FT Made:	10	Sylven Landesberg (10-14) vs. Auburn
FT %:	81.8	at Minnesota (18-22)	FT % ⁽¹⁾ :	100.0	Sylven Landesberg (8-8) vs. Longwood
Rebounds:	50	vs. VMI	Rebounds:	18	Mike Scott vs. VMI
Assists:	24	vs. VMI	Assists:	8	Sylven Landesberg vs. VMI
Turnovers:	20	vs. VMI	Turnovers:	6	Sylven Landesberg vs. Longwood
Blocks:	6	vs. Auburn	Blocks:	4	Assane Sene vs. Auburn
Steals:	12	vs. VMI	Steals:	4	Calvin Baker vs. VMI, at Syracuse
Fouls:	27	at Syracuse			

OPPONENT TEAM AND INDIVIDUAL HIGHS FOR THE 2008-09 SEASON:

TEAM			INDIVIDUAL		
Points:	97	VMI (107-97)	Points:	31	Chavis Holmes, VMI
FG Att:	79	VMI (37-79)	FG Att:	23	Dominique Jones (10-23), USF
FG Made:	37	VMI (37-79)	FG Made:	11	Chavis Holmes (11-20), VMI
FG %:	56.6	Liberty (30-53)	FG % ⁽¹⁾ :	83.3	Colton Iverson (5-6), at Minnesota
3-FG Att:	31	VMI (9-31)	3-FG Att:	10	Tay Waller (2-10), Auburn
3-FG Made:	13	Liberty (13-26)	3-FG Made:	6	Kyle Ohman (6-8), Liberty
3-FG %:	50.0	Liberty (13-26)	3-FG % ⁽²⁾ :	75.0	Kyle Ohman (6-8), Liberty
FT Att:	38	at Syracuse (27-38)	FT Att:	11	Jonny Flynn (7-11), at Syracuse
FT Made:	27	at Syracuse (27-38)	FT Made:	8	Eric Devendorf (8-9), at Syracuse
FT %:	93.3	VMI (14-15)	FT % ⁽¹⁾ :	88.9	Eric Devendorf (8-9), at Syracuse
Rebounds:	44	Auburn	Rebounds:	13	Korvotney Barber, Auburn
Assists:	21	Liberty	Assists:	8	Jesse Sanders, Liberty
Turnovers:	19	VMI	Turnovers:	6	Travis Holmes, VMI
Blocks:	10	Radford	Blocks:	6	Eric Hall, Radford
Steals:	15	VMI	Steals:	5	Al Nolen, Minnesota
Fouls:	28	VMI			

VIRGINIA AND OPPONENT TEAM LOWS FOR THE 2008-09 SEASON:

TEAM			TEAM		
Points:	56	at Minnesota (56-66) vs. Auburn (56-58)	Points:	58	Auburn (56-58)
FG Att:	49	vs. Auburn (18-49)	FG Att:	45	at Syracuse (21-45)
FG Made:	16	at Minnesota (16-51)	FG Made:	21	at Syracuse (21-45)
FG %:	31.4	at Minnesota (16-51)	FG %:	34.4	Auburn (22-64)
3-FG Att:	9	vs. Radford (1-9)	3-FG Att:	12	Radford (4-12)
3-FG Made:	1	vs. Radford (1-9)	3-FG Made:	4	Radford (4-12) at Syracuse (4-13)
3-FG %:	11.1	vs. Radford (1-9)	3-FG %:	22.2	Auburn (6-27)
FT Att:	17	at Syracuse (12-17)	FT Att:	11	Longwood (6-11)
FT Made:	12	at Syracuse (12-17)	FT Made:	6	USF (6-12), Longwood (6-11)
FT %:	64.3	vs. VMI (18-28) vs. USF (18-28)	FT %:	50.0	USF (6-12)
Rebounds:	30	vs. Auburn	Rebounds:	23	Liberty, Longwood
Assists:	4	vs. Radford	Assists:	7	Radford
Turnovers:	10	vs. USF	Turnovers:	11	Liberty
Blocks:	1	vs. Liberty	Blocks:	0	Liberty
Steals:	2	vs. Longwood	Steals:	2	USF
Fouls:	14	vs. VMI, Longwood, Auburn	Fouls:	15	at Syracuse, at Minnesota

(1) - Min. 5 made; (2) Min. 3 made



2008-09 VIRGINIA BASKETBALL

THE CAVALIERS' RECORD IN 2008-09 WHEN UVa:

leads at halftime.....	2-1
trails at halftime.....	1-3
tied at halftime.....	1-0
goes into overtime.....	0-0
leads by 10 or more points.....	2-1
trails by 10 or more points.....	0-2
shoots 50% or better.....	2-0
shoots less than 50%.....	2-4
shoots less than 45%.....	2-3
shoots less than 40%.....	1-2
opponent shoots 50% or better.....	0-1
opponent shoots less than 50%.....	4-3
opponent shoots less than 45%.....	2-2
opponent shoots less than 40%.....	2-1
has higher FG% than opponent.....	2-1
has lower FG% than opponent.....	2-3
has same FG% as opponent.....	0-0
outrebounds its opponent.....	3-3
is outrebounded by opponent.....	0-1
has same rebounds as opponent.....	1-0
has more offensive rebounds than opponent.....	4-3
has fewer offensive rebounds than opponent.....	0-1
has same offensive rebounds as opponent.....	0-0
has fewer turnovers than opponent.....	2-1
has more turnovers than opponent.....	2-2
has same turnovers as opponent.....	0-1
has fewer than 10 turnovers.....	0-0
opponent has fewer than 10 turnovers.....	0-0
shoots more FTs than opponent.....	3-2
shoots fewer FTs than opponent.....	1-2
shoots the same FTs as opponent.....	0-0
has game decided by 10 points or less.....	3-4
has game decided by 5 points or less.....	2-3
scores <60 points.....	0-2
scores 60-69 points.....	1-0
scores 70-79 points.....	1-1
scores 80-89 points.....	0-1
scores 90+ points.....	2-0
allows <60 points.....	0-1
allows 60-69 points.....	2-1
allows 70-79 points.....	1-1
allows 80-89 points.....	0-1
allows 90+ points.....	1-0
wins the tip.....	4-1
loses the tip.....	0-3

VIRGINIA IN ITS 4 WINS:

UVa's FG percentage.....	46.2 (127-275)
UVa's FT percentage.....	70.2 (73-104)
UVa's 3FG percentage.....	25.0 (15-60)
UVa's offensive rebounds /game.....	17.3 (69)
UVa's rebounds/game.....	45.3 (181)
UVa's rebound margin/game.....	+11.0 (45.3-34.3)
UVa's assists/game.....	12.5 (50)
UVa's turnovers/game.....	15.3 (61)
UVa's points/game.....	85.5 (342)
Opponent's FG percentage.....	43.5 (118-271)
Opponent's points./game.....	74.8 (299)
Opponent's turnovers/game.....	15.3 (61)
Opponent's FT attempts/game.....	15.8 (63)

VIRGINIA IN ITS 4 LOSSES:

UVa's FG percentage.....	39.6 (88-222)
UVa's FT percentage.....	75.9 (60-79)
UVa's 3FG percentage.....	33.3 (28-84)
UVa's offensive rebounds /game.....	10.0 (40)
UVa's rebounds/game.....	36.2 (145)
UVa's rebound margin/game.....	+3.2 (36.2-33.0)
UVa's assists/game.....	14.0 (56)
UVa's turnovers/game.....	14.3 (57)
UVa's points/game.....	66.0 (264)
Opponent's FG percentage.....	44.2 (95-215)
Opponent's points./game.....	70.8 (283)
Opponent's turnovers/game.....	12.5 (50)
Opponent's FT attempts/game.....	23.5 (94)



2008-09 VIRGINIA BASKETBALL

VIRGINIA'S LEADING PERFORMERS IN 2008-09 ...

OPPONENT	SCORE	POINTS	REBOUNDS	ASSISTS
VMI	107-97	Landesberg (28)	Scott (18)	Landesberg (8)
USF	77-75	Landesberg (21)	Tucker (7)	Zeglinski (4)
Radford	68-66	Landesberg (22)	Tucker (6)	Four players (1)
Liberty	82-86	Zeglinski (24)	Scott (17)	Baker (5)
at Syracuse	70-73	Landesberg (16)	Scott (10)	Scott (4)
at Minnesota	56-66	Tucker (12)	Landesberg (6), Scott (6)	Five Players (2)
Longwood	90-61	Landesberg (20)	Tucker (10)	Zeglinski (4)
Auburn	56-58	Landesberg (22)	Sene (9)	Zeglinski (5)

ADDITIONAL TEAM INFORMATION ...

Led in scoring:	Landesberg (6), Tucker (1), Zeglinski (1)
Led in rebounding:	Scott (4), Tucker (3), Landesberg (1), Sene (1)
Led in assists:	Zeglinski (5), Baker (3), Scott (3), Landesberg (2), Diane (1), Farrakhan (1)
20-point or more games (7):	Landesberg (5), Scott (1), Zeglinski (1)
Double figure scoring (28):	Landesberg (8), Zeglinski (6), Tucker (4), Baker (3), Scott (3), Diane (2), Jones (1), Meyinsse (1)
Double figure rebounds (4):	Scott (3), Tucker (1)
Double-doubles (3):	Scott (2), Tucker (1)
Largest halftime lead:	15 vs. Longwood, Dec. 17 (42-27)
Largest halftime deficit:	11 vs. Auburn, Dec. 20 (21-32)
Largest halftime deficit overcome in a victory:	2 vs. Radford, Nov. 21 (27-29)
Largest halftime lead surrendered in a loss:	11 at Syracuse, Nov. 28 (40-29)
Largest deficit overcome in a victory:	8 vs. USF, Nov. 19 (USF led 10-2 @ 14:59 1st half)
Largest lead surrendered in a loss:	13 at Syracuse, Nov. 28 (UVa led 40-27 @ 0:30 1st half)
Largest deficit at any time:	13 vs. Auburn, Dec. 20 (AU led 37-24 @ 17:08 2nd half)
Largest lead at any time:	29 vs. Longwood, Dec. 17 (UVa led 90-61 @ 0:31 2nd half)
Most consecutive points scored:	16 vs. Longwood
Most consecutive points allowed:	13 by Auburn

The Automated ScoreBook
Virginia Season Schedule/Results & Leaders (as of Dec 20, 2008)
All games

RECORD:	OVERALL	HOME	AWAY	NEUTRAL
ALL GAMES	4-4	4-2	0-2	0-0
CONFERENCE	0-0	0-0	0-0	0-0
NON-CONFERENCE	4-4	4-2	0-2	0-0

Date	Opponent	Score	Att.	High Points	High Rebounds
11/16/08	VMI	W 107-97	9955	(28)Sylvan Landesberg	(18)Mike Scott
11/19/08	USF	W 77-75	8810	(21)Sylvan Landesberg	(7)Jamil Tucker
11/21/08	RADFORD	W 68-66	10311	(22)Sylvan Landesberg	(6)Jamil Tucker
11/25/08	LIBERTY	82-86 L	9263	(24)Sammy Zeglinski	(17)Mike Scott
11/28/08	at Syracuse	70-73 L	22096	(16)Sylvan Landesberg	(10)Mike Scott
12/02/08	at Minnesota	56-66 L	12424	(12)Jamil Tucker	(6)Sylvan Landesberg (6)Mike Scott
12/17/08	LONGWOOD	W 90-61	8543	(20)Sylvan Landesberg	(10)Jamil Tucker
12/20/08	AUBURN	56-58 L	11070	(22)Sylvan Landesberg	(9)Assane Sene

* - Conference game

Attendance Summary	Games	Attend	Avg/Game
Home	6	57952	9659
Away	2	34520	17260
Neutral	0	0	0
Total	8	92472	11559

The Automated ScoreBook
Virginia Game-by-Game Points-Rebounds-Assists (as of Dec 20, 2008)
All games

Opponent	Date	Score		02	04	05	12	13	15	21
				FARRAKHAN, BAKER,CALV	SENE,ASSAN	TUCKER,JAM	ZEGLINSKI,	LANDESBERG	SOROYE,TUN	
VMI	11/16/08	107-97	w	2-0-0	4-5-7	DNP	14-3-0	11-4-6	28-8-8	DNP
USF	11/19/08	77-75	w	0-0-0	3-1-2	DNP	15-7-1	9-5-4	21-4-0	3-6-0
RADFORD	11/21/08	68-66	w	0-1-0	9-0-1	DNP	4-6-0	11-5-1	22-4-0	8-5-0
LIBERTY	11/25/08	82-86	L	5-0-1	15-3-5	DNP	0-1-0	24-2-4	17-9-2	DNP
at Syracuse	11/28/08	70-73	L	2-0-0	14-3-3	1-1-1	0-2-0	14-4-2	16-3-3	0-1-0
at Minnesota	12/02/08	56-66	L	4-2-2	9-2-2	2-4-0	12-4-0	10-1-2	10-6-2	DNP
LONGWOOD	12/17/08	90-61	w	5-0-0	14-6-3	6-5-1	11-10-3	14-4-4	20-9-1	DNP
AUBURN	12/20/08	56-58	L	DNP	9-4-4	2-9-2	0-1-0	9-1-5	22-6-1	DNP

Opponent	Date	Score		22	23	24	25	32	45	55
				SHERRILL,W	JONES,JEFF	DIANE,MAMA	BRANDENBU	SCOTT,MIKE	TAT,SOLOMO	MEYINSSE,J
VMI	11/16/08	107-97	w	DNP	8-3-2	14-7-1	DNP	26-18-0	DNP	DNP
USF	11/19/08	77-75	w	DNP	3-0-1	13-3-1	DNP	10-6-1	DNP	0-0-0
RADFORD	11/21/08	68-66	w	0-3-0	6-2-0	3-5-1	0-1-0	5-5-1	0-0-0	0-0-0
LIBERTY	11/25/08	82-86	L	DNP	10-1-3	0-2-2	DNP	9-17-1	0-0-0	2-1-0
at Syracuse	11/28/08	70-73	L	DNP	3-2-1	0-2-0	DNP	10-10-4	DNP	10-8-0
at Minnesota	12/02/08	56-66	L	DNP	DNP	4-1-1	DNP	0-6-2	DNP	5-5-0
LONGWOOD	12/17/08	90-61	w	0-0-0	7-3-0	3-1-0	2-1-0	8-6-0	DNP	0-1-0
AUBURN	12/20/08	56-58	L	DNP	5-1-1	0-0-0	DNP	9-3-0	DNP	0-1-0

The Automated ScoreBook
Virginia Team Game-by-Game Comparison (as of Dec 20, 2008)
All games

Opponent	1st	2nd	Score	Mar	Total FG	FG Pct	3-Pointers	3FG Pct	Free Throws	FT Pct	Rebounds	Assist	T/Over	Block	Steal	Fouls
VMI	51/45	56/52	107-97	+10	43-79/37-79	.544/.468	3-16/9-31	.188/.290	18-28/14-15	.643/.933	50/35 +15	24/17	20/19	4/3	12/15	14/28
USF	34/34	43/41	77-75	+2	27-67/32-65	.403/.492	5-19/5-15	.263/.333	18-28/6-12	.643/.500	39/39 -	10/13	10/14	3/4	8/2	15/19
RADFORD	27/29	41/37	68-66	+2	24-65/24-62	.369/.387	1-9/4-12	.111/.333	19-24/14-25	.792/.560	43/40 +3	4/7	14/15	3/10	6/3	24/25
LIBERTY	32/35	50/51	82-86	(4)	27-58/30-53	.466/.566	13-32/13-26	.406/.500	15-19/13-20	.789/.650	37/23 +14	18/21	14/11	1/0	5/5	18/17
Syracuse	40/29	30/44	70-73	(3)	27-64/21-45	.422/.467	4-14/4-13	.286/.308	12-17/27-38	.706/.711	38/33 +5	14/15	12/15	2/9	10/6	27/15
Minnesota	29/32	27/34	56-66	(10)	16-51/22-53	.314/.415	6-20/6-24	.300/.250	18-22/16-21	.818/.762	40/32 +8	11/15	19/12	2/7	5/10	20/15
LONGWOOD	42/27	48/34	90-61	+29	33-64/25-65	.516/.385	6-16/5-22	.375/.227	18-24/6-11	.750/.545	49/23 +26	12/12	17/13	5/5	2/6	14/21
AUBURN	21/32	35/26	56-58	(2)	18-49/22-64	.367/.344	5-18/6-27	.278/.222	15-21/8-15	.714/.533	30/44 (14)	13/9	12/12	6/4	8/6	14/17

Note: Game totals are displayed in the format TEAM/OPPONENT for each category

The Automated ScoreBook
Virginia Team Game-by-Game (as of Dec 20, 2008)
All games

TEAM STATISTICS

Opponent	Date	Score	W	Total		3-Pointers		Free throws		Rebounds				pf	a	t/o	blk	stl	pts	avg
				fg-fga	pct	3fg-fga	pct	ft-fta	pct	off	def	tot	avg							
VMI	11/16/08	107-97	W	43-79	.544	3-16	.188	18-28	.643	23	27	50	50.0	14	24	20	4	12	107	107.0
USF	11/19/08	77-75	W	27-67	.403	5-19	.263	18-28	.643	17	22	39	44.5	15	10	10	3	8	77	92.0
RADFORD	11/21/08	68-66	W	24-65	.369	1-9	.111	19-24	.792	16	27	43	44.0	24	4	14	3	6	68	84.0
LIBERTY	11/25/08	82-86	L	27-58	.466	13-32	.406	15-19	.789	11	26	37	42.2	18	18	14	1	5	82	83.5
at Syracuse	11/28/08	70-73	L	27-64	.422	4-14	.286	12-17	.706	13	25	38	41.4	27	14	12	2	10	70	80.8
at Minnesota	12/02/08	56-66	L	16-51	.314	6-20	.300	18-22	.818	14	26	40	41.2	20	11	19	2	5	56	76.7
LONGWOOD	12/17/08	90-61	W	33-64	.516	6-16	.375	18-24	.750	13	36	49	42.3	14	12	17	5	2	90	78.6
AUBURN	12/20/08	56-58	L	18-49	.367	5-18	.278	15-21	.714	2	28	30	40.8	14	13	12	6	8	56	75.8
Virginia		606		215-497	.433	43-144	.299	133-183	.727	109	217	326	40.8	146	106	118	26	56	606	75.8
Opponents		582		213-486	.438	52-170	.306	104-157	.662	79	190	269	33.6	157	109	111	42	53	582	72.8

Games played: 8
Points/game: 75.8
FG Pct: 43.3
3FG Pct: 29.9
FT Pct: 72.7

Rebounds/game: 40.8
Assists/game: 13.3
Turnovers/game: 14.8
Assist/turnover ratio: 0.9
Steals/game: 7.0
Blocks/game: 3.3

The Automated ScoreBook
Virginia Game-by-Game Highs (as of Dec 20, 2008)
All games

Opponent	Date	Score	Points	Rebounds	Assists	Steals	Blocked shots
VMI	11/16/08	107-97	28-Sylvan Landesberg	18-Mike Scott	8-Sylvan Landesberg	4-Calvin Baker	1-Sammy Zeglinski Mamadi Diane Jamil Tucker Jeff Jones
USF	11/19/08	77-75	21-Sylvan Landesberg	7-Jamil Tucker	4-Sammy Zeglinski	3-Sylvan Landesberg	2-Tunji Soroye
RADFORD	11/21/08	68-66	22-Sylvan Landesberg	6-Jamil Tucker	1-Sammy Zeglinski Calvin Baker Mamadi Diane Mike Scott	2-Tunji Soroye	2-Tunji Soroye
LIBERTY	11/25/08	82-86	24-Sammy Zeglinski	17-Mike Scott	5-Calvin Baker	2-Jeff Jones Sammy Zeglinski	1-Mamadi Diane
at Syracuse	11/28/08	70-73	16-Sylvan Landesberg	10-Mike Scott	4-Mike Scott	4-Calvin Baker	1-Jerome Meyinsse Assane Sene
at Minnesota	12/02/08	56-66	12-Jamil Tucker	6-Mike Scott Sylvan Landesberg	2-Sammy Zeglinski Mike Scott Sylvan Landesberg Mustapha Farrakhan Calvin Baker	2-Mustapha Farrakhan Jamil Tucker	1-Mamadi Diane Jerome Meyinsse
LONGWOOD	12/17/08	90-61	20-Sylvan Landesberg	10-Jamil Tucker	4-Sammy Zeglinski	1-Calvin Baker Sammy Zeglinski	2-Assane Sene
AUBURN	12/20/08	56-58	22-Sylvan Landesberg	9-Assane Sene	5-Sammy Zeglinski	3-Mike Scott	4-Assane Sene

The Automated ScoreBook
Virginia Overall Team Statistics (as of Dec 20, 2008)
All games

TEAM STATISTICS	VA	OPP
SCORING	606	582
Points per game	75.8	72.8
Scoring margin	+3.0	-
FIELD GOALS-ATT	215-497	213-486
Field goal pct	.433	.438
3 POINT FG-ATT	43-144	52-170
3-point FG pct	.299	.306
3-pt FG made per game	5.4	6.5
FREE THROWS-ATT	133-183	104-157
Free throw pct	.727	.662
F-Throws made per game	16.6	13.0
REBOUNDS	326	269
Rebounds per game	40.8	33.6
Rebounding margin	+7.1	-
ASSISTS	106	109
Assists per game	13.3	13.6
TURNOVERS	118	111
Turnovers per game	14.8	13.9
Turnover margin	-0.9	-
Assist/turnover ratio	0.9	1.0
STEALS	56	53
Steals per game	7.0	6.6
BLOCKS	26	42
Blocks per game	3.3	5.3
WINNING STREAK	0	-
Home win streak	0	-
ATTENDANCE	57952	34520
Home games-Avg/Game	6-9659	2-17260
Neutral site-Avg/Game	-	0-0

Score by Periods	1st	2nd	Totals
Virginia	276	330	606
Opponents	263	319	582

The Automated ScoreBook
Virginia Season Box Score (as of Dec 20, 2008)
All games

RECORD:	OVERALL	HOME	AWAY	NEUTRAL
ALL GAMES	4-4	4-2	0-2	0-0
CONFERENCE	0-0	0-0	0-0	0-0
NON-CONFERENCE	4-4	4-2	0-2	0-0

#	Player	gp-gs	min	avg	Total		3-Point		F-Throw		Rebounds				pf	dq	a	to	blk	stl	pts	avg
					fg-fga	pct	3fg-fga	pct	ft-fa	pct	off	def	tot	avg								
15	Syven Landesberg	8-7	263	32.9	49-97	.505	5-13	.385	53-69	.768	17	32	49	6.1	17	1	17	20	1	9	156	19.5
13	Sammy Zeglinski	8-5	216	27.0	37-79	.468	16-39	.410	12-17	.706	2	24	26	3.3	25	1	28	25	1	10	102	12.8
04	Calvin Baker	8-8	199	24.9	26-65	.400	5-22	.227	20-25	.800	2	22	24	3.0	17	2	27	23	0	12	77	9.6
32	Mike Scott	8-8	232	29.0	33-59	.559	0-4	.000	11-16	.688	30	41	71	8.9	16	0	9	13	1	8	77	9.6
12	Jamil Tucker	8-2	123	15.4	20-46	.435	7-16	.438	9-15	.600	8	26	34	4.3	13	0	4	6	4	4	56	7.0
23	Jeff Jones	7-0	138	19.7	15-47	.319	8-26	.308	4-4	1.000	2	10	12	1.7	8	0	8	3	1	4	42	6.0
24	Mamadi Diane	8-4	178	22.3	16-58	.276	0-17	.000	5-10	.500	10	11	21	2.6	14	0	6	7	4	4	37	4.6
21	Tunji Soroye	3-1	49	16.3	4-7	.571	0-0	.000	3-4	.750	5	7	12	4.0	7	0	0	1	4	3	11	3.7
05	Assane Sene	4-2	63	15.8	3-7	.429	0-0	.000	5-7	.714	4	15	19	4.8	12	0	4	2	7	0	11	2.8
02	Mustapha Farrakhan	7-2	47	6.7	6-19	.316	2-7	.286	4-4	1.000	1	2	3	0.4	8	0	3	6	0	2	18	2.6
55	Jerome Meyinsse	7-1	75	10.7	5-10	.500	0-0	.000	7-12	.583	9	7	16	2.3	5	0	0	8	2	0	17	2.4
25	John Brandenburg	2-0	8	4.0	1-1	1.000	0-0	.000	0-0	.000	0	2	2	1.0	3	0	0	0	1	0	2	1.0
45	Solomon Tat	2-0	1	0.5	0-0	.000	0-0	.000	0-0	.000	0	0	0	0.0	0	0	0	0	0	0	0	0.0
22	Will Sherrill	2-0	8	4.0	0-2	.000	0-0	.000	0-0	.000	2	1	3	1.5	1	0	0	1	0	0	0	0.0
Total.....		8	1600		215-497	.433	43-144	.299	133-183	.727	109	217	326	40.8	146	4	106	118	26	56	606	75.8
Opponents.....		8	1600		213-486	.438	52-170	.306	104-157	.662	79	190	269	33.6	157	-	109	111	42	53	582	72.8

Score by Periods	1st	2nd	Totals
Virginia	276	330	606
Opponents	263	319	582