



2008-09 VIRGINIA BASKETBALL



VIRGINIA CAVALIERS (7-12, 1-7)

at

#25 FLORIDA ST. SEMINOLES (18-5, 5-3)



Feb. 10, 2009 • Donald L. Tucker Center • Tallahassee, Fla.

GAME INFORMATION

Radio: Virginia Sports Network (Dave Koehn, Cory Alexander)

TV: RSN (Bob Rathbun, Daymeon Fishback)

Tonight's Game

- The Cavaliers travel to Florida State for their sixth road contest over their first nine ACC games
- Virginia is looking to snap a seven-game losing streak

About the Cavaliers

- Virginia is 7-12 (1-7 ACC) after a 76-61 loss at No. 3 North Carolina on Saturday
- UVa is led by Sylven Landesberg, who is averaging 17.9 ppg
- Mike Scott has posted six double-doubles this season
- As of 2/9 (ESPN Insider RPI), the Cavaliers' strength of schedule ranks third nationally

About the Seminoles

- FSU is 18-5 this season (5-3 ACC) after a 65-61 win at No. 10 Clemson on Saturday
- The Seminoles have won their last two games and three of their last four
- Senior guard Toney Douglas leads Florida State with a 20.3 ppg scoring average

Series History

- UVa leads 17-16 (FSU leads 10-6 in Tallahassee)
- Virginia's last win in Tallahassee was a 69-66 win in 2001
- The Seminoles downed the Cavaliers 73-62 at John Paul Jones Arena on Jan. 24

Cavaliers Look to Snap Streaks

- UVa enters the game on a seven-game losing streak, its longest since a seven-game streak last season
- Virginia has not lost eight consecutive games since the 1997-98 season
- The Cavaliers have lost their last nine games in the state of Florida (6 at FSU, 2 at Miami, 1 in ACC Tournament in Tampa)
- Virginia's last win in the Sunshine State was the 2001 win at Florida State

PROBABLE STARTERS/KEY RESERVES

No.	Pos.	Yr.	Player	PPG	RPG	APG	Notable
4	G	Jr.	Calvin Baker	7.6	2.4	2.6	Career-high 7 assists vs. VMI
5	C	Fr.	Assane Sene	3.2	5.6	0.4	Team-high 28 blocks this season
15	G	Fr.	Sylven Landesberg	17.9	5.9	2.6	Five-time ACC Rookie of the Week
23	G	So.	Jeff Jones	5.5	2.1	0.9	19 pts and 5 assts at North Carolina
45	G/F	Jr.	Solomon Tat	0.9	1.0	0.3	First career start at North Carolina
32	F	So.	Mike Scott	10.5	7.6	0.7	Six double-doubles this season
13	G	Fr.	Sammy Zeglinski	9.5	2.8	3.4	Scored a career-high 24 points vs. Liberty
12	F	Jr.	Jamil Tucker	7.7	3.8	0.6	Career-high 21 points at Maryland
2	G	So.	Mustapha Farrakhan	5.0	0.6	0.8	Career-high 17 points at Virginia Tech
24	G/F	Sr.	Mamadi Diane	4.2	2.2	0.6	14 pts, 7 rebs vs. VMI
55	F/C	Jr.	Jerome Meyinsse	1.7	1.6	0.1	10 pts, 8 rebs at Syracuse
21	C	Sr.	Tunji Soroye	1.7	1.9	0.1	8 pts, 5 rebs, 2 blks vs. Radford
25	C	Fr.	John Brandenburg	0.9	0.7	0.0	2 pts, 2 rebs vs. Hampton
22	F	So.	Will Sherrill	0.0	0.4	0.1	Career-high 3 rebs vs. Radford

SCHEDULE/RESULTS

Date	Opponent	TV	Time/Res.
N9	SHEPHERD (ex)		W 87-52
N16	VMI	CSN	W 107-97
N19	USF	ACC Select	W 77-75
N21	RADFORD	ACC Select	W 68-66
N25	LIBERTY	ACC Select	L 82-86
N28	at Syracuse	TimeWarner(Syracuse)	L 70-73
D2	at Minnesota %	ESPN2	L 56-66
D17	LONGWOOD	ACC Select	W 90-61
D20	AUBURN	CSN/FSN South	L 56-58
D23	HAMPTON	ACC Select	W 74-48
D28	at Georgia Tech *	FSN	W 88-84 (ot)
J3	#22 XAVIER	CSN	L 70-84
J6	BROWN	ACC Select	W 74-50
J10	at Virginia Tech *	RSN	L 75-78
J15	#5 NORTH CAROLINA *	ESPN	L 61-83
J20	at Maryland *	Raycom^	L 78-84
J24	FLORIDA STATE *	RSN	L 62-73
F1	at #1 Duke *	FSN	L 54-79
F4	BOSTON COLLEGE *	ESPNU	L 70-80
F7	at #3 North Carolina *	Raycom	L 61-76
F10	at #25 Florida State *	RSN	7 p.m.
F15	#12 CLEMSON *	Raycom	1 p.m.
F18	VIRGINIA TECH *	Raycom^	8 p.m.
F21	at NC State *	Raycom	1 p.m.
F26	MIAMI *	Raycom^	8 p.m.
F28	WAKE FOREST *	Raycom^	2 p.m.
M3	at Clemson *	RSN	7 p.m.
M7	MARYLAND *	ABC	3:30 p.m.
M12-15	at ACC Tournament (Georgia Dome)		

All Times Eastern and subject to change

* ACC game

% ACC/Big Ten Challenge

TV Abbreviations

CSN Comcast SportsNet

RSN Regional Sports Networks

^ Raycom split telecast

MEDIA INFORMATION

Virginia Athletics Media Relations

154 John Paul Jones Arena
 PO Box 400853
 Charlottesville, VA 22904
 Office: (434) 982-5500
 Fax: (434) 982-5525

Rich Murray

Associate AD for Public Relations (Primary Men's Basketball Contact)

Office: (434) 982-5530
 Home: (434) 978-2966
 Email: rmurray@virginia.edu

Steve Kirkland

Assistant Media Relations Director (Secondary Men's Basketball Contact)

Office: (434) 982-5535
 Cell: (434) 825-5241
 Email: skirkland@virginia.edu



2008-09 VIRGINIA BASKETBALL

IN THE POLLS

ASSOCIATED PRESS (2/9)

1.	Connecticut	22-1
2.	Oklahoma	23-1
3.	North Carolina	21-2
4.	Pittsburgh	21-2
5.	Louisville	18-4
6.	Duke	20-3
7.	Wake Forest	18-3
8.	Memphis	20-3
9.	Michigan State	19-4
10.	Marquette	20-3
11.	UCLA	19-4
12.	Clemson	19-3
13.	Villanova	19-4
14.	Xavier	20-3
15.	Butler	21-2
16.	Kansas	19-4
17.	Missouri	20-4
18.	Arizona State	18-5
19.	Gonzaga	17-5
20.	Purdue	17-6
21.	Utah State	23-1
22.	Illinois	19-5
23.	Syracuse	18-6
24.	Ohio State	17-5
25.	Florida State	18-5

Others Receiving Votes:

LSU, Washington, Texas, Florida, **Minnesota**, Dayton, California, Kansas State, West Virginia, South Carolina, Davidson, **Miami (Fla)**, Utah, Arizona, San Diego State, Siena, Northeastern, Robert Morris, **Boston College**, Green Bay.

ESPN/USA Today (2/9)

1.	Connecticut	22-1
2.	Oklahoma	23-1
3.	North Carolina	21-2
4.	Pittsburgh	21-2
5.	Duke	20-3
6.	UCLA	19-4
7.	Louisville	18-4
8.	Wake Forest	18-3
9.	Michigan State	19-4
10.	Memphis	20-3
11.	Clemson	19-3
12.	Marquette	20-3
13.	Villanova	19-4
14.	Xavier	20-3
15.	Butler	21-2
16.	Kansas	19-4
17.	Utah State	23-1
18.	Arizona State	18-5
19.	Missouri	20-4
20.	Illinois	19-5
21.	Gonzaga	17-5
22.	Syracuse	18-6
23.	Purdue	17-6
24.	Washington	17-6
25.	Florida State	18-5

Others Receiving Votes:

Ohio State, Texas, LSU, Dayton, **Minnesota**, Florida, Davidson, Utah, South Carolina, Saint Mary's, BYU, California, San Diego State, Penn State, UNLV, Arizona.

Youth is Served

- Freshmen and Sophomores have made 65 of the 95 starts this season for the Cavaliers
- Freshmen and Sophomores have scored 50.3 ppg (69.6 % of offense) and average 23.5 rebounds a game (68.0 % of team total)
- Freshmen and Sophomores have led the team in scoring in 16 of 19 games this season and led the team in rebounding in 16 of 19 games this season

Close Games

- 11 of Virginia's 19 games this season have been decided by 10 points or less
- Seven of those games have been decided by five points or less
- The Cavaliers have four wins this season by 10 points or less, which is two shy of their total from last season (six)

Last Time Out

- Virginia suffered a 76-61 loss at No. 3 North Carolina on Saturday
- Jeff Jones scored a season-high and an ACC career-high 19 points to lead the Cavaliers
- Sylvan Landesberg had 16 points, five rebounds and five assists

Bench Production

- Virginia has gotten solid production from its bench this season, averaging 24.7 points, 11.6 rebounds and 3.7 assists per game off the bench
- Virginia had 51 points off the bench against USF, the most bench points in a game for the Cavaliers since scoring 52 off the bench against Maryland on March 1, 1986
- This season the Cavaliers have gotten 20 double-digit scoring performances off the bench

Difficult Schedule for the Cavaliers

- Seven of Virginia's opponents are ranked and three others are receiving votes in this week's AP poll
- As of 2/9 (ESPN Insider RPI), the Cavaliers' strength of schedule ranks third nationally
- Virginia's first 19 opponents have a combined .655 winning percentage
- 19 of Virginia's first 20 opponents this season entered the game against the Cavaliers with a .500 or better record
- 16 of 27 regular season games will be against 2008 postseason teams (seven vs. NCAA teams, eight vs. NIT teams, one vs. CBI team)
- 21 of 27 games will be televised (the other six available online on ACC Select)

Return to Sene-der

- Freshman center Assane Sene leads Virginia with 28 blocks this season, although he did not play in the first four games of the season
- He has twice had four blocks in a game (vs. Auburn, at Virginia Tech)
- Last season, Mamadi Diane led Virginia with 22 blocks over a 33-game season
- Sene averages 1.9 blocks per game, which ranks fourth in the ACC

Farrakhan on the Line

- Mustapha Farrakhan is 18-18 this season from the free throw line
- His 18 consecutive made free throws to open a season is the second longest streak in school history (Jeff Lamp made his first 32 free throw attempts in 1980-81)

Landesberg Named ACC Rookie of the Week ... Again

- Sylvan Landesberg was named the ACC Rookie of the Week on Jan. 12, the fifth time he has received the honor
- Landesberg also was named ACC Rookie of the Week on Nov. 17, Nov. 24, Dec. 22 and Dec. 30
- He is the first Cavalier to win the award in consecutive weeks since Sean Singletary won it on Feb. 14, 2005 and Feb. 21, 2005
- He was the first player to win the award in each of the first two weeks of a season since Georgia Tech's Chris Bosh in 2002-03



2008-09 VIRGINIA BASKETBALL

Landesberg Explodes for 32 vs. Boston College

- Syiven Landesberg scored a career-high 32 points vs. Boston College on Feb. 4
- His 32 points tied the UVa freshman scoring record against an ACC opponent that Ralph Sampson set when he scored 32 vs. Clemson in 1980
- His 32 points were the most by a freshman in an ACC game since Tyler Hansbrough scored 40 against Miami in 2006
- It was only the fourth 30-point game by a Virginia freshman in school history

30-Point Games by Virginia Freshmen

34	Chris Williams vs. Liberty (12/8/98)
32	Syiven Landesberg vs. BC (2/4/09)
32	Ralph Sampson vs. Clemson (2/13/80)
30	Courtney Alexander vs. Duke (2/14/96)

Landesberg's 20-Point Games

- Syiven Landesberg has 11 20-point games this season, setting a new UVa freshman record
- He has more than double the 20-point games (11) than the rest of the conference's freshmen combined (five)
- Only North Carolina's Tyler Hansbrough (14) and Rashad McCants (12) had more 20-point games as freshmen in the ACC over the past 10 years than Landesberg
- He scored 20 points at Duke, becoming the first ACC freshman to score 20 points at Cameron Indoor Stadium since Hansbrough (27 pts) in 2006
- With 28 points vs. VMI, 21 points vs. USF and 22 points vs. Radford, Landesberg became the first Cavalier freshman to open his career with three 20-point games
- He was only the second freshman in ACC history to score at least 20 points in the first three games of his career (Georgia Tech's Kenny Anderson scored at least 20 points in his first six career games in 1989-90)

Landesberg Makes Immediate Impact

- At 17.9 ppg, Syiven Landesberg is the eighth-leading scorer in the ACC and the second-leading freshman scorer in the nation
- At Georgia Tech, Landesberg scored 26 points, the most by a Cavalier freshman in his ACC debut (previous record was 22 by Roger Mason, Jr. vs. Duke in 1999-00)
- Landesberg scored in double figures in the first eight games of the season, the second longest streak by a UVa freshman to open a career
- He was the first Cavalier freshman since Tom Sheehy in 1983-84 to lead the team in scoring in each of the first three games of the season

Getting to the Line

- Syiven Landesberg ranks second in the ACC with 6.9 free throw attempts per game
- Landesberg has made 16 "old-fashioned" three-point plays this season (the rest of the team has combined for nine)
- That figure is already more than Sean Singletary's team-leading 13 "and one" plays last season
- Against Florida State, Landesberg tied an ACC freshman record and tied for the second best performance at the free throw line in school history with his 14-14 performance

Landesberg Shines In Collegiate Debut

- Syiven Landesberg had 28 points in the season-opener against VMI, the most by a Cavalier freshman in his debut
- The previous record was 24 points set by Jeff Lamp in his debut against James Madison on Nov. 25, 1977
- Landesberg's 28 points are tied for the second most in ACC history by a freshman in his first game
- Landesberg is one of only four Cavalier first-years to score 20 points in his first collegiate game
- He is the first Cavalier freshman to lead the team in scoring in a season opener since Mamadi Diane had 17 points in the 2005-06 season opening win over Liberty

Most Points by an ACC Freshman in his Debut

31	J.J. Hickson (NC State)	07-08
28	Syiven Landesberg (UVa)	08-09
28	Rashad McCants (UNC)	02-03
24	Jeff Lamp (UVa)	77-78
23	Shavlik Randolph (Duke)	02-03

Other Notable Virginia Debuts

Jeff Lamp vs. JMU (77-78)	24 pts, 3 rebs
Gary Forbes vs. Mt. St. Mary's (03-04)	21 pts, 9 rebs
Chris Williams vs. VCU (98-99)	20 pts, 10 rebs
Junior Burrough vs. W&M (91-92)	17 pts, 6 rebs
Ralph Sampson vs. Hopkins (79-80)	17 pts, 8 rebs
Mamadi Diane vs. Liberty (05-06)	17 pts, 6 rebs
Travis Watson vs. Elon (99-00)	15 pts, 14 rebs
Cory Alexander vs. W&M (91-92)	5 pts, 4 rebs
Sean Singletary vs. R. Morris (04-05)	6 pts, 7 assts
Wally Walker vs. Wake (72-73)	7 pts, 3 rebs

Cavaliers By The Numbers

Most 20-Point Games by a UVa Freshman

Syiven Landesberg (2008-09)	11
Ralph Sampson (1979-80)	9
Chris Williams (1998-99)	8
Jeff Lamp (1977-78)	7
Courtney Alexander (1995-96)	6
Bryant Stith (1988-89)	6
Wally Walker (1972-73)	5
Cory Alexander (1991-92)	4
Junior Burrough (1991-92)	4

Most 20-Point Games by an ACC Freshman (last 10 years)

Tyler Hansbrough (UNC, 05-06)	14
Rashad McCants (UNC, 02-03)	12
Syiven Landesberg (UVa, 08-09)	11
Chris Paul (WF, 03-04)	10
Joseph Forte (UNC, 99-00)	9
Brandon Costner (NCSU, 06-07)	9
J.J. Redick (Duke, 02-03)	9
James Johnson (WF, 07-08)	8
Luol Deng (Duke, 03-04)	8
Brendan Wright (UNC, 06-07)	8

NCAA Freshman Scoring Leaders

Seth Curry (Liberty)	20.2
Syiven Landesberg (Virginia)	17.9
Mike Rosario (Rutgers)	17.5
Tyreke Evans (Memphis)	17.0
Luke Babbitt (Nevada)	16.5
Isaiah Thomas (Washington)	16.5
Paul George (Fresno State)	15.3
Afam Muojeke (Wyoming)	15.1
Willie Warren (Oklahoma)	15.0
Courtney Fortson (Arkansas)	14.8

Most Points in First 19 Career Games by UVa Freshmen

Jeff Lamp (1977-78)	343
Syiven Landesberg (2008-09)	341
Chris Williams (1998-99)	341
Wally Walker (1972-73)	262
Bryant Stith (1988-89)	255
Ralph Sampson (1979-80)	247
Junior Burrough (1991-92)	229
Adam Hall (1998-99)	217
Courtney Alexander (1995-96)	215
Cory Alexander (1991-92)	207

Most ACC Rookie of the Week Awards by a Cavalier

Bryant Stith (1988-89)	6
Syiven Landesberg (2008-09)	5
Ralph Sampson (1979-80)	5
Sean Singletary (2004-05)	5
Chris Williams (1998-99)	4

UVa Career Blocked Shots

1.	Ralph Sampson (1980-83)	462
2.	Chris Alexander (1993-96)	148
3.	Travis Watson (2000-03)	130
4.	Kris Hunter (1997-99)	126
5.	Jason Clark (2002-05)	112
6.	Steve Castellan (1976-79)	108
7.	Chris Williams (1999-02)	97
8.	Junior Burrough (1992-95)	96
9.	Colin Ducharme (1997-00)	88
10.	Olden Polynice (1984-86)	86
--	Tunji Soroye (2005-present)	84



2008-09 VIRGINIA BASKETBALL

UVa in the ACC Statistics (2/9)

TEAM

Scoring Offense	72.3	9th
Scoring Defense	73.7	12th
Scoring Margin	-1.5	12th
Free Throw Percentage	.749	2nd
Field Goal Percentage	.414	12th
Field Goal % Defense	.436	12th
3-Point FG Percentage	.298	12th
3-Point FG % Defense	.343	11th
Rebounding	38.4	7th
Rebounding Margin	+2.3	9th
3-Point FG Made	5.4	9th
Assists	12.6	11th
Steals	6.6	9th
Blocked Shots	4.4	9th
Turnover Margin	-0.5	8th
Assist/Turnover Ratio	0.9	10th

INDIVIDUAL

Scoring

• Sylven Landesberg 17.9 8th

Rebounding

• Mike Scott 7.6 10th

Free Throw Percentage

• Sylven Landesberg .848 6th

Offensive Rebounding

• Mike Scott 3.6 2nd

Assists

• Sammy Zeglinski 3.4 8th

Blocked Shots

• Assane Sene 1.9 4th

Assist/Turnover Ratio

• Sammy Zeglinski 1.2 10th

Minutes Played

• Sylven Landesberg 32.8 6th

UVa in the NCAA Statistics (2/6)

TEAM

Scoring Offense	72.9	93rd
Free Throw Percentage	.750	15th
Rebounding Margin	+3.1	83rd
Blocked Shots	4.5	53rd

INDIVIDUAL

Scoring

• Sylven Landesberg 18.1 69th

Rebounding

• Mike Scott 7.9 85th

Free Throw Percentage

• Sylven Landesberg 85.3 44th

Blocked Shots

• Assane Sene 1.9 60th

Back-to-Back 25 Points for Landesberg

- Sylven Landesberg scored 26 points at Georgia Tech and 25 points vs. Xavier
- Landesberg was the first Cavalier to have consecutive 25-point games since J.R. Reynolds accomplished the feat in both of Virginia's 2007 NCAA Tournament games
- The last Cavalier freshman to score at least 25 points in consecutive games was Chris Williams in 1998-99 (26 vs. Loyola, 26 vs. Delaware)

Tucker Steps Up

- Jamil Tucker has scored in double figures in nine games this season
- At Maryland, he scored a career-high 21 points while tying a career high with four 3-pointers
- Against Longwood, he set career highs with 10 rebounds and three assists and had 11 points for his first career double-double
- At Georgia Tech, he had 15 points, including the 3-pointer that tied the game with 15 seconds remaining in regulation to force overtime

Scott is a Force Inside

- Mike Scott has six double-doubles this season
- He is second in the ACC with 3.6 offensive rebounds per game and ranks 10th overall in rebounding with an average of 7.6 per game
- Scott is shooting .535 from the floor this season, which would rank sixth in the ACC if he had the minimum number of made field goals to qualify (he averages 4.0 FGM/game, 5.0 is the min.)
- At Maryland, Scott went 10-10 from the free throw line

Mike Scott Opens Season With Impressive Performance

- Mike Scott set career highs with 26 points and 18 rebounds in the season opening win over VMI
- Scott tied the school record with 10 offensive rebounds, a mark previously set by Matt Blundin (vs. Clemson 1/9/90), Bryant Stith (vs. Georgia Tech 3/13/92) and Travis Watson (vs. Maryland 1/31/02)
- His 18 rebounds were the most by a Cavalier since Travis Watson had 20 rebounds vs. Wofford on Jan. 2, 2003

Scott and Landesberg Post UVa's First 25-25 Combo in Over a Year

- Against VMI, Sylven Landesberg (28 pts) and Mike Scott (26 points) became the first Cavaliers to score at least 25 points in the same game in over a year
- The previous game that Virginia had a pair of 25-point scorers was a 71-58 win at NC State on Jan. 24, 2007 when J.R Reynolds had 29 points and Sean Singletary had 27 points

Cavaliers 12th in ACC Preseason Poll

- The Cavaliers were projected 12th in the preseason ACC poll of media
- Sylven Landesberg was second in the voting for Preseason ACC Rookie of the Year

Head Coach Dave Leitao

- 2007 ACC Coach of the Year
- First Virginia coach to win the honor since Terry Holland in 1982
- 60-54 record in his fourth season at Virginia, including a 24-32 mark in the ACC
- Overall record of 140-123 in his ninth season as a head coach

Baker, Diane, Soroye Named Virginia's Captains

- Calvin Baker, Mamadi Diane, and Tunji Soroye are Virginia's captains for 2008-09
- This season marks the first year each player has served as a captain

Virginia Signs Two to Letters of Intent

- The Cavaliers signed two recruits to National Letters of Intent during the November signing period
- Jontel Evans, a 5-11 guard from Hampton, Va., and Tristan Spurlock, a 6-7 forward from Woodbridge, Va., will join the Cavaliers in 2009-10

Up Next

- The Cavaliers return home to host No. 12 Clemson Sunday
- Game time is 1 p.m. and the contest will be televised by Raycom
- At halftime, Virginia will retire Sean Singletary's No. 44



2008-09 VIRGINIA BASKETBALL

THE LAST TIME ...

VIRGINIA INDIVIDUALS

- **Scored 30 points:** Sylvan Landesberg (32) vs. Boston College (2/4/09)
- **Scored 40 points:** Sean Singletary (41) at Miami (3/1/08)
- **Two players with 20 points:** Sylvan Landesberg (28) and Mike Scott (26) vs. VMI (11/16/08)
- **Three players with 20 points:** Chris Williams (27), Roger Mason, Jr. (22) and Donald Hand (20) vs. Duke (1/5/00)
- **Four players with 20 points:** Chris Williams (23), Donald Hand (22), Adam Hall (21), and Travis Watson (20) vs. Georgetown (3/15/00)
- **A player with back-to-back 25-point games:** Sylvan Landesberg, 26 at Georgia Tech (12/28/08), 25 vs. Xavier (1/3/09)
- **One player scored in double figures:** Sylvan Landesberg (22) vs. Auburn (12/20/08)
- **Five players scored in double figures:** Sylvan Landesberg (26), Jamil Tucker (15), Calvin Baker (13), Mustapha Farrakhan (12), Mike Scott (10) at Georgia Tech (12/28/08)
- **Six players scored in double figures:** Sean Singletary (27), Adrian Joseph (13), Jamil Tucker (13), Mamadi Diane (12), Calvin Baker (11), Laurynas Mikalauskas (11), vs. Maryland (3/9/08)
- **Seven players scored in double figures:** Cornel Parker (20), Junior Burrough (15), Ted Jeffries (14), Cory Alexander (13), Jason Williford (12), Yuri Barnes (11) and Doug Smith (11) vs. Clemson (1/13/93)
- **Had 15 rebounds:** Mike Scott (15) vs. Hampton (12/23/08)
- **Had 20 rebounds:** Travis Watson (20) vs. Wofford (1/2/03)
- **Had 25 rebounds:** Bob Mortell (25) vs. Washington & Lee (2/27/60)
- **Two players with 10 rebounds:** Sylvan Landesberg (11) and Mike Scott (10) at Maryland (1/20/09)
- **Three players with 10 rebounds:** Yuri Barnes (13), Jason Williford (12) and Junior Burrough (11) vs. Rice (12/4/93)
- **Double-Double:** Mike Scott (16 pts, 10 rebs) at Maryland (1/20/09)
- **Two players had a double-double:** Adrian Joseph (23 pts, 11 rebs) and Mike Scott (10 pts, 13 rebs) at Penn (11/23/07)
- **Three players had a double-double:** Jason Williford (10 pts, 15 rebs), Ted Jeffries (23 pts, 10 rebs), and Cornel Parker (11 pts, 11 rebs) at William & Mary (1/25/93)
- **Double-Double with points and assists:** Sean Singletary (22 pts, 10 assts) vs. Old Dominion (3/24/08)
- **Triple-Double:** Ralph Sampson (15 pts, 22 rebs, 10 blks) vs. Old Dominion (12/29/79)
- **Four Double-Doubles in a row:** Travis Watson (29 pts, 12 rebs) at NC State (2/6/02), (20 pts, 10 rebs) vs. Clemson (2/10/02), (17 pts, 10 rebs) vs. UNC (2/12/02), (13 pts, 12 rebs) at Wake (2/17/02)
- **20 points and 20 rebounds:** Travis Watson (21 pts, 20 rebs) vs. Wofford (1/2/03)
- **10 assists:** Sean Singletary (10) vs. Old Dominion (3/24/08)
- **5 Blocked Shots:** Jason Cain (5) vs. UNC (1/19/06)
- **5 Steals:** Sammy Zeglinski (5) vs. Florida State (1/24/09)
- **Led UVA in Points, Rebounds and Assists:** Sean Singletary (20 pts, 5 rebs, 10 assts) vs. Ga. Tech (3/13/08)
- **Hit a last second shot to win a game:** Sean Singletary vs. Duke (2/1/07) [jumper with one second in OT]; J.R. Reynolds vs. Loyola Marymount (12/23/04) [layup with 1.5 seconds in regulation]
- **Played every minute:** Sean Singletary vs. Virginia Tech (2/12/05)
- **Played 40 or more minutes:** Sylvan Landesberg (41) at Georgia Tech (12/28/08)

VIRGINIA TEAM

- **Won in Overtime:** at Georgia Tech, 88-84 (12/28/08)
- **Lost in Overtime:** at Virginia Tech, 65-72 (2/2/08)
- **Played Two Overtimes:** vs. Maryland, L 89-92 (2/19/05)
- **Played Three Overtimes:** vs. Georgetown, L 111-115 (3/15/00)
- **Shot 70 percent for a Half:** 72.2% (13-18) vs. Wake Forest 2nd Half (2/24/96)
- **Shot 60 percent in a Game:** 61.0% (36-59) vs. LIU (11/17/00)
- **Shot less than 30 percent in a Game:** 27.9% (17-61) vs. North Carolina (3/10/06)
- **Shot 90 percent from the free throw line:** 94.7% (18-19) vs. Georgia Tech (2/24/07)
- **Shot 50 percent from 3-point line:** 50.0% (10-20) at North Carolina (2/7/09)
- **Shot less than 30 percent in a half:** 21.4% (6-28) in 1st Half vs. Boston College (2/4/09)
- **Shot less than 20 percent in a half:** 13.6% (3-22) in 1st Half vs. Florida State (1/24/09)
- **Shot 55 percent or better and lost:** 56.9% (29-51) vs. Duke (3/14/03)
- **Attempted 50 FTs:** 52 (made 34) vs. Howard (12/12/94)
- **Made 30 FTs:** 31 (36 att.) vs. Tennessee (3/18/07)
- **Made 10 3-pt FGs:** 10 at North Carolina (2/7/09)
- **Failed to make a 3-pt FG:** at Georgia Tech (12/4/05)
- **Had 50 rebounds:** 50 vs. North Carolina (1/15/09)
- **Had 25 assists:** 27 vs. Howard (11/21/01)
- **Had 15 steals:** 16 vs. NC State (2/24/08)
- **Had 10 blocks:** 10 at Virginia Tech (1/10/09)
- **Scored 50 pts in a half:** 50 vs. Liberty, 2nd half (11/25/08)
- **Scored 60 pts in a half:** 60 vs. Gonzaga, 1st half (1/3/07)
- **Scored 70 pts in a half:** 70 vs. Coastal Carolina, 2nd half (11/20/00)
- **Scored 100 pts (ACC):** 103 vs. Maryland (1/16/07)
- **Scored 100 pts (non-conf):** 107 vs. VMI (11/16/08)
- **Scored under 20 pts in 1st half:** 16 vs. FSU (1/24/09)
- **Scored under 20 pts in 2nd half:** 12 vs. UNC (2/11/98)
- **Scored under 50 pts in a game:** 49 at Stanford (3/14/06)

OPPONENT INDIVIDUALS

- **Scored 30 points:** Chavis Holmes (31), VMI (11/16/08)
- **Scored 35 points:** J.J. Redick (40), Duke (1/28/06)
- **Scored 40 points:** J.J. Redick (40), Duke (1/28/06)
- **Scored 50 points:** Len Chappell (50), Wake (2/12/62)
- **Two players with 20 points:** Tyrese Rice (20) and Rakim Sanders (20), Boston College (2/4/09)
- **Three players with 20 points:** Seth Curry (26), Kyle Ohman (26), Anthony Smith (21), Liberty (11/25/08)
- **Two players with 30 points:** Trevor Powell (31) and Tony Smith (31), Marquette (2/3/90)
- **Five players scored in double figures:** Chavis Holmes (31), Travis Holmes (20), Austin Kenon (18), Willie Bell (14) and Keith Gabriel (14), VMI (11/16/08)
- **Six players scored in double figures:** Chris Paul (21), Justin Gray (17), Eric Williams (15), Jamaal Levy (12), Taron Downey (11) and Vytas Danelius (10), Wake Forest (1/2/05)
- **Seven players scored in double figures:** Stanley Burrell (15), Drew Lavender (13), C.J. Anderson (12), B.J. Raymond (12), Josh Duncan (11), Charles Bronson (11), and Jason Love (10), at Xavier (1/3/08)
- **Double-Double:** Tyler Hansbrough (15 pts, 13 rebs), at North Carolina (2/7/09)
- **Double-Double with points and assists:** Eric Hayes (10 pts, 11 assts), at Maryland (1/20/09)

- **Two players had a double-double:** Donte Green (20 pts, 10 rebs) and Paul Harris (10 pts, 14 rebs), Syracuse (12/5/07)
- **Had 15 rebounds:** Al Thornton (16), Florida State (2/17/07)
- **Had 20 rebounds:** Tim Duncan (23), Wake (2/22/97)
- **Had 10 assists:** Eric Hayes (11), at Maryland (1/20/09)
- **5 Blocked Shots:** Michael Freeman (5), Hampton (12/23/08)
- **5 Steals:** Al Nolen (5), Minnesota (12/2/08)
- **Hit a last second shot to win a game:** Deron Washington of Virginia Tech (1/16/08) [0.0 seconds in overtime]

OPPONENT TEAM

- **Shot less than 30 percent in a Game:** 28.8% (19-66) Hampton (12/23/08)
- **Shot less than 30 percent in a Game (ACC):** 29.0% (20-69), Wake Forest (2/24/96)
- **Shot 60 percent in a Game:** 63.8% (37-58), at Xavier (1/3/08)
- **Shot 55 percent or better and lost:** 55.2% (32-58), Iowa State (12/31/03)
- **Scored 100 pts:** 108, at Xavier (1/3/08)
- **Scored 60 pts in a half:** 60, at Miami, 2nd half (3/1/08)
- **Scored under 20 pts in 1st half:** 18, NC State (2/24/08)
- **Scored under 20 pts in 2nd half:** 18 at Richmond (11/22/05)
- **Scored under 50 pts in a game:** 48, Hampton (12/23/08)
- **Had 25 assists:** 27, at Xavier (1/3/08)
- **Had 15 steals:** 15, VMI (11/16/08)
- **Had 10 blocks:** 10 vs. North Carolina (1/15/09)
- **Failed to make a 3-pt FG:** vs. Arizona State (11/27/99)



2008-09 VIRGINIA BASKETBALL

2008-09 VIRGINIA BASKETBALL ROSTER

NO.	NAME	POS.	HT.	WT.	CLASS	HOMETOWN/HIGH SCHOOL (Previous School)
2	Mustapha Farrakhan	G	6-4	179	So.	Harvey, Ill./Thornton Township
4	Calvin Baker *	G	6-2	186	Jr.	Newport News, Va./Woodside (William & Mary)
5	Assane Sene	C	7-0	234	Fr.	Saint-Louis, Senegal/South Kent
12	Jamil Tucker	F	6-9	241	Jr.	Gary, Ind./West Side
13	Sammy Zeglinski	G	6-0	179	Fr. %	Philadelphia, Pa./The William Penn Charter School
15	Sylvan Landesberg	G	6-6	205	Fr.	Flushing, N.Y./Holy Cross
21	Tunji Soroye *	C	6-11	252	Sr. %	Dugbe Ibadan, Nigeria/Montrose Christian School
22	Will Sherrill	F	6-9	221	So.	New York, N.Y./Phillips Academy Andover
23	Jeff Jones	G	6-4	200	So.	Chester, Pa./Monsignor Bonner
24	Mamadi Diane *	G/F	6-5	204	Sr.	Potomac, Md./DeMatha Catholic
25	John Brandenburg	C	6-11	241	Fr.	Des Peres, Mo./De Smet Jesuit
32	Mike Scott	F	6-8	233	So.	Chesapeake, Va./Hargrave Military Academy
45	Solomon Tat	G/F	6-5	223	Jr.	Jos Plateau, Nigeria/Community Christian School
55	Jerome Meyinsse	F/C	6-9	245	Jr.	Baton Rouge, La./McKinley

* Tri-Captain

% Medical Hardship waiver request approved in 2008

HEAD COACH:

Dave Leitao

ASSISTANT COACHES:

Bill Courtney

Drew Diener

Steve Seymour

DIRECTOR OF BASKETBALL OPERATIONS:

Rick Brunson

STRENGTH & CONDITIONING COACH:

Shaun Brown

ASSISTANT DIR. OF OPERATIONS/VIDEO:

Tim Mein

ATHLETIC TRAINER:

Ethan Saliba

PRONUNCIATION GUIDE

Mamadi Diane

Mom-uh-dee Dee-on-ee

Mustapha Farrakhan

Moo-sta-fa Fair-uh-con

Sylvan Landesberg

Sill-ven

Dave Leitao

Lay-toe

Jerome Meyinsse

Me-yin-see

Assane Sene

Uh-sahn Sen

Tunji Soroye

Ton-jee Suh-roy-yay

Jamil Tucker

Ja-mill

Sammy Zeglinski

Zuh-glin-ski



2008-09 VIRGINIA BASKETBALL

GAME #1 • NOVEMBER 16, 2008

VMI 97
AT VIRGINIA 107

VMI (1-1)		REB								
Player	MP	FG	FT	(0-1)	A	TO	BS	S	TP	
Bell	31	6-8	2-2	4-6	3	5	0	4	14	
Burks	20	0-2	0-0	1-3	2	3	0	1	0	
C. Holmes	37	11-20	6-7	0-5	3	2	0	2	31	
Kenon	23	7-13	2-2	2-5	2	1	0	1	18	
T. Holmes	30	7-11	4-4	2-4	4	6	0	3	20	
Brownfield	8	0-2	0-0	0-0	1	0	0	0	0	
Gabriel	31	6-18	0-0	1-4	1	1	3	1	14	
Sparks	20	0-5	0-0	1-2	1	1	0	3	0	
Whiting	0+	0-0	0-0	0-0	0	0	0	0	0	
Team				5-6						
Totals	200	37-79	14-15	16-35	17	19	3	15	97	
		.468	.933							

VIRGINIA (1-0)		REB								
Player	MP	FG	FT	(0-1)	A	TO	BS	S	TP	
Diane	27	6-15	2-3	5-7	1	0	1	1	14	
Scott	30	11-13	4-5	10-18	0	4	0	1	26	
Farrakhan	11	1-5	0-0	0-0	0	2	0	0	2	
Baker	21	2-4	0-0	1-5	7	5	0	4	4	
Landesberg	36	10-17	8-11	6-8	8	3	0	3	28	
Tucker	17	6-8	2-4	0-3	0	2	1	0	14	
Zeglinski	31	4-9	2-5	0-4	6	3	1	2	11	
Jones	27	3-8	0-0	0-3	2	1	1	1	8	
Team				1-2						
Totals	200	43-79	18-28	23-50	24	20	4	12	107	
		.544	.643							

3-Point Field Goals: (VMI)--(9-31/.290) C. Holmes (3-7), T. Holmes (2-3), Kenon (2-7), Gabriel (2-9), Bell (0-1), Burks (0-1), Brownfield (0-1), Sparks (0-2). (UVA)--(3-16/.188) Jones (2-5), Zeglinski (1-2), Farrakhan (0-1), Baker (0-1), Tucker (0-1), Landesberg (0-2), Diane (0-4).

VMI	45	52	97
Virginia	51	56	107
Attendance --	9,955		

Sylvan Landesberg scored 28 points, grabbed eight rebounds and had eight assists, and Mike Scott added career highs of 26 points and 18 rebounds to lead Virginia to a season-opening 107-97 victory over VMI at John Paul Jones Arena. Mamadi Diane and Jamil Tucker each added 14 points, and Sammy Zeglinski scored 11 points for the Cavaliers.

The victory was the 11th consecutive season-opening victory for Virginia.

Landesberg's 28 points are the most by a Virginia freshman in his collegiate debut and tied for the second most by an ACC freshman in his first game.

Scott tied a school record with 10 offensive rebounds and his 18 total rebounds were the most by a Cavalier since Travis Watson had 20 rebounds against Wofford on Jan. 2, 2003.

A 28-9 run gave Virginia a 36-19 lead with 10:14 left to play in the first half, but the Keydets rallied to cut the UVA lead to 51-45 at halftime. Scott had 14 first half points for the Cavaliers, Landesberg had 13 and Tucker 10.

The game was tied 82-82 with 6:47 to play when Virginia went on a 10-2 run to take control of the game. A jumper by Scott gave Virginia the lead for good at 84-82 with 6:30 remaining and two three-pointers by Jeff Jones completed the run. VMI didn't get closer than four points the rest of the game.

The Cavaliers shot 54.4 percent (43-79) from the field, out-rebounded the Keydets 50-35 and had 24 assists. VMI shot 46.8 percent (37-79) from the field, 93.3 percent (14-15) from the free throw line and had 15 steals. Virginia shot 64.3 percent (18-28) from the free throw line.

Twinn brothers Chavis and Travis Holmes led VMI. Chavis Holmes scored a game-high 31 points and Travis Holmes had 20 points. Austin Kenon added 18 points, while Willie Bell and Keith Gabriel each scored 14 points.

"With so many possessions, it is a difficult style to play against. It affected everything that we do: our lineups, holding the big guys out because it would be very difficult for them to guard on the perimeter. They play you against yourself, and it was a difficult preparation for us -- getting us ready to go against what we do every day, so I'm just glad that fortunately we won." - Dave Leitao

GAME #2 • NOVEMBER 19, 2008

USF 75
AT VIRGINIA 77

USF (1-1)		REB								
Player	MP	FG	FT	(0-1)	A	TO	BS	S	TP	
Williams	20	0-1	0-0	1-4	0	1	1	0	0	
Ajayi	9	1-4	0-2	1-2	0	0	0	0	2	
Howard	28	5-9	1-2	0-2	3	5	0	0	12	
Jones	38	10-23	3-4	3-5	5	3	1	1	23	
Verdejo	37	9-15	0-2	1-2	1	2	0	0	22	
Espinosa	20	3-4	0-0	2-6	2	1	2	0	6	
Leemow	17	0-2	0-0	0-1	2	0	0	0	0	
Rivas Sanchez	31	4-7	2-2	2-9	0	2	0	1	10	
Team				3-8						
Totals	200	32-65	6-12	13-39	13	14	4	2	75	
		.492	.500							

VIRGINIA (2-0)		REB								
Player	MP	FG	FT	(0-1)	A	TO	BS	S	TP	
Diane	30	6-14	1-2	1-3	1	2	0	0	13	
Scott	32	4-9	2-2	4-6	1	2	0	2	10	
Meynsse	6	0-0	0-0	0-0	0	1	0	0	0	
Farrakhan	5	0-0	0-0	0-0	0	0	0	0	0	
Baker	17	1-5	1-4	1-1	2	1	0	0	3	
Tucker	27	4-8	5-8	0-7	1	0	1	1	15	
Zeglinski	22	2-7	4-4	1-5	4	1	0	1	9	
Landesberg	31	8-15	4-6	1-4	0	1	0	3	21	
Soroye	15	1-1	1-2	3-6	0	1	2	1	3	
Jones	15	1-8	0-0	0-0	1	0	0	0	3	
Team				6-7						
Totals	200	27-67	18-28	17-39	10	10	3	8	77	
		.403	.643							

3-Point Field Goals: (USF)--(5-15/.333) Verdejo (4-7), Howard (1-2), Leemow (0-2), Jones (0-4). (UVA)--(5-19/.263) Tucker (2-3), Landesberg (1-2), Zeglinski (1-3), Jones (1-5), Scott (0-1), Baker (0-1), Diane (0-4).

USF	34	41	75
Virginia	34	43	77
Attendance --	8,810		

Sylvan Landesberg scored on a layup with 13 seconds left in the game to give Virginia the lead for good at 76-75 and then added a free throw six seconds later to account for the final margin of victory as the Cavaliers defeated the University of South Florida 77-75 at John Paul Jones Arena.

Landesberg finished with a team-high 21 points and also had four rebounds and three steals. He is the first Virginia freshman since Gary Forbes in 2003-04 to lead the team in scoring in each of the first two games of the season.

Jamil Tucker added a career-high 15 points for the Cavaliers and led the team with seven rebounds. Mamadi Diane added 13 points, while Mike Scott scored 10 points and had six rebounds.

USF jumped out to a 10-2 lead 5:01 into the game, but UVA battled back and to tie the game 34-34 at halftime. Dominique Jones scored 13 points in the first half for USF and Diane had 10 first half points for the Cavaliers.

Virginia trailed by as many as six points in the second half (61-55 with 9:06 to play) before rallying for the victory. Landesberg and Tucker each scored 12 points in the second half to lead UVA.

The Cavaliers shot 40.3 percent (27-67) from the field, including 26.3 percent (5-19) from three-point range, and 64.3 percent (18-28) from the free throw line. Virginia had eight steals and turned the ball over only 10 times in the game. USF shot 49.2 percent (32-65) from the field, including 33.3 percent (5-15) from three-point range, and 50 percent (6-12) from the free throw line. The Bulls turned the ball over 14 times.

Jones finished with a game-high 23 points to lead USF and Jesus Verdejo scored 22 points. Chris Howard scored 12 points for the Bulls and Alex Rivas Sanchez added 10 points and nine rebounds.

"Without playing particularly well today, we still were able to win. And were able to do it a little bit 'guttly'. In the last five minutes, we were finally getting some stops that we weren't successful in stringing together in the previous 35 (minutes). We had some timely plays on the offensive end and a couple of mishaps that we didn't pay prices for." - Dave Leitao

GAME #3 • NOVEMBER 21, 2008

RADFORD 66
AT VIRGINIA 68

RADFORD (2-1)		REB								
Player	MP	FG	FT	(0-1)	A	TO	BS	S	TP	
Lynch-Flohr	27	6-12	3-6	1-2	1	1	1	0	15	
Parakhouski	26	6-16	4-9	6-12	0	1	0	2	16	
McDuffy	35	4-8	2-2	0-3	1	2	1	0	13	
Johnson	34	2-7	1-2	0-2	2	4	1	0	6	
Thomas	37	3-11	4-4	2-6	3	3	1	1	10	
Austin	5	0-1	0-2	0-0	0	1	0	0	0	
McFarlin	1	0-0	0-0	0-0	0	0	0	0	0	
Martin	9	0-1	0-0	0-1	0	1	0	0	0	
Hall	26	3-6	0-0	3-9	0	2	6	0	6	
Team				2-5						
Totals	200	24-62	14-25	14-40	7	15	10	3	66	
		.387	.560							

VIRGINIA (3-0)		REB								
Player	MP	FG	FT	(0-1)	A	TO	BS	S	TP	
Diane	24	1-9	1-2	3-5	1	0	0	0	3	
Scott	27	2-7	1-3	2-5	1	0	0	0	5	
Soroye	24	3-5	2-2	2-5	0	0	2	2	8	
Baker	18	2-7	5-6	0-0	1	2	0	1	9	
Landesberg	34	9-15	3-4	1-4	0	4	0	1	22	
Farrakhan	4	0-2	0-0	0-1	0	1	0	0	0	
Tucker	16	2-6	0-0	3-6	0	2	0	1	4	
Zeglinski	26	4-8	3-3	0-5	1	2	0	1	11	
Sherrill	5	0-2	0-0	2-3	0	1	0	0	0	
Jones	13	1-3	4-4	0-2	0	1	0	0	6	
Brandenburg	5	0-0	0-0	0-1	0	0	1	0	0	
Tat	1	0-0	0-0	0-0	0	0	0	0	0	
Meynsse	3	0-1	0-0	0-0	0	1	0	0	0	
Team				3-6						
Totals	200	24-65	19-24	16-43	4	14	3	6	68	
		.369	.792							

3-Point Field Goals: (Rad)--(4-12/.333) McDuffy (3-6), Johnson (1-3), Thomas (0-3). (UVA)--(1-9/.111) Landesberg (1-2), Scott (0-1), Zeglinski (0-1), Jones (0-1), Diane (0-2), Baker (0-2).

Radford	29	37	66
Virginia	27	41	68
Attendance --	10,311		

Sylvan Landesberg scored a game-high 22 points and made two free throws with 29 seconds left to play to give Virginia the lead for good at 67-66 and the Cavaliers went on to a 68-66 victory over Radford at John Paul Jones Arena.

Landesberg finished with a game-high total of 22 points and he also had four rebounds. He scored 18 of his points in the second half.

Sammy Zeglinski was the only other player to score in double figures for UVA with 11 points and he had five rebounds. Calvin Baker added nine points for the Cavaliers and Tunji Soroye added eight points, five rebounds and blocked two shots. Baker scored five of UVA's last seven points in the final 2:35 of the game.

Radford led 29-27 at halftime with Joey Lynch-Flohr's nine points leading the Highlanders. Zeglinski had nine first half points for the Cavaliers. Neither team led by more than four points in the second half before Virginia came from behind in the closing minute for the victory.

UVA shot 36.9 percent (24-65) from the field, including just 11.1 percent (1-9) from three-point range, and 79.2 percent (19-24) from the free throw line. The Cavaliers out-rebounded the Highlanders 43-40. Radford shot 38.7 percent (24-62) from the field, including 4-12 from three-point range, and 56.0 percent (14-25) from the free throw line. The Highlanders blocked 10 of the Cavaliers' shots in the game.

Artsiom Parakhouski had a double-double for Radford with 16 points and 12 rebounds. Lynch-Flohr finished with 15 points, while Martell McDuffy scored 13 points and Kenny Thomas 10 for the Highlanders.

"By chance today, we made a play or two at the end or they didn't execute a play or two at the end, and we were fortunate to win. For the second consecutive game, we haven't exactly played the game we've intended to from day one in practice. If we don't make a decision to turn the corner, both psychologically and physically, these nights that we eek out wins are going to turn to losses, and unfortunately they're going to start stringing together." - Dave Leitao



2008-09 VIRGINIA BASKETBALL

GAME #19 • FEBRUARY 7, 2009

VIRGINIA 61
AT #3 NORTH CAROLINA 76

VIRGINIA (7-12, 1-7)

Player	MP	FG	FT	REB (O-T)	A	TO	BS	S	TP
Tat	14	1-2	0-0	1-2	1	2	0	0	2
Sene	16	0-3	0-0	0-3	0	0	1	0	0
Landesberg	33	6-16	2-3	1-5	5	1	0	1	16
Jones	37	7-12	2-2	0-4	5	1	1	1	19
Baker	12	1-5	0-0	0-3	2	2	0	1	3
Zeglinski	31	4-11	1-2	1-5	2	1	0	1	11
Scott	23	1-4	0-0	1-2	1	0	0	1	2
Soroye	13	1-2	0-0	2-3	0	2	0	0	2
Tucker	17	2-8	0-0	0-2	1	2	0	2	6
Brandenburg	2	0-0	0-0	0-0	0	1	1	2	0
Sherrill	2	0-0	0-0	0-0	0	0	0	0	0
Team				2-5					
Totals	200	23-63	5-7	8-34	17	12	3	9	61
		.365	.714						

NORTH CAROLINA (21-2, 7-2)

Player	MP	FG	FT	REB (O-T)	A	TO	BS	S	TP
Green	28	6-14	2-2	3-6	2	1	1	2	17
Thompson	29	2-6	2-2	3-6	1	2	3	0	6
Hansbrough	33	4-11	7-9	2-13	1	3	0	1	15
Ellington	32	8-15	0-1	2-6	6	1	0	0	20
Lawson	31	4-9	0-0	0-3	9	0	0	0	10
Frasor	15	1-4	0-1	2-3	3	1	0	0	2
Davis	11	2-3	0-0	0-2	0	0	2	0	4
Drew II	7	0-1	0-2	0-1	0	2	0	0	0
Copeland	3	0-0	0-0	0-1	0	1	0	0	0
Watts	3	0-1	0-0	0-0	0	0	0	0	0
Campbell	2	0-0	0-0	0-1	0	0	0	0	0
Tanner	2	0-1	0-0	0-0	0	0	0	1	0
Wooten	2	1-1	0-0	0-0	0	1	0	0	2
Moody	2	0-1	0-0	0-0	0	0	0	1	0
Team				4-4					
Totals	200	28-67	11-17	16-46	22	12	6	5	76
		.418	.647						

3-Point Field Goals: (UVa)--(10-20/.500) Jones (3-5), Landesberg (2-2), Tucker (2-4), Zeglinski (2-6), Baker (1-3). (UNC)--(9-25/.360) Ellington (4-9), Green (3-7), Lawson (2-5), Watts (0-1), Tanner (0-1), Frasor (0-2).

Virginia 25 36 61
North Carolina 33 43 76
Attendance -- 20,879

Four North Carolina players scored in double figures led by Wayne Ellington's 20 points as the Tar Heels defeated Virginia 76-61 at the Dean E. Smith Center in Chapel Hill, N.C. The loss was the seventh in a row for the Cavaliers.

North Carolina outscored Virginia 16-2 over a span of 7:22 at the end of the first half and the beginning of the second half to take control of the game. The Tar Heels led by one point (24-23) with 3:48 left in the first half before outscoring the Cavaliers 9-2 in the last 3:36 of the half to take a 33-25 halftime lead. North Carolina then scored the first seven points of the second half to lead 40-25 with 16:14 left in the game. The Tar Heels led by as many as 24 points in the second half.

Jeff Jones made his first start of the season for Virginia and led the Cavaliers with a season-high 19 points. It's also the most points Jones has scored in an Atlantic Coast Conference game. He also had a career-high five assists and four rebounds.

Sylvan Landesberg added 16 points, five rebounds and five assists for Virginia. Sammy Zeglinski scored 11 points and had five rebounds for the Cavaliers.


Virginia shot 36.5 percent (23-63) from the field, including a season-high 50 percent (10-20) from three-point range, and 71.4 percent (5-7) from the free throw line in the game.

In addition to Ellington's 20 points, Danny Green scored 17 points, Tyler Hansbrough had a double-double with 15 points and 13 rebounds, and Ty Lawson scored 10 points, had nine assists and no turnovers for North Carolina.

The Tar Heels shot 41.8 percent (28-67) from the field, including 36.0 percent (9-25) from three-point range, and 64.7 percent (11-17) from the free throw line.

"Obviously when you play a great team on their court, you have to play relatively mistake free. You can miss a couple shots, you can make a few fouls, but you're going to have to make the plays that are available to you. I'll have to look at the film, but I don't know that we did that over the course of 40 minutes to put ourselves in the position to be successful."

- Dave Leitao



CALVIN BAKER

#4

Junior • Guard • 6-2 • 186 • Newport News, Va. • Woodside H.S. • William & Mary

2008-09 SEASON:

- One of Virginia's tri-captains this season
- Had eight points, four assists, three steals and two blocks against Boston College
- Had a season-high 16 points at Maryland
- Scored 11 points vs. North Carolina
- Scored 13 points, including the game-winning layup with 10.3 seconds remaining in overtime, at Georgia Tech
- Had nine points and four assists vs. Auburn
- Had 14 points and a season-high six rebounds vs. Longwood
- Had 14 points and tied a career high with four steals at Syracuse
- Had 15 points and five assists vs. Liberty
- Scored nine points vs. Radford, including five of the team's last seven points in the final 2:35
- Assisted Sylvan Landesberg's go-ahead layup with 13 seconds remaining against USF
- Had a career-high seven assists and tied a career high with four steals vs. VMI
- Had four points and four rebounds in the exhibition vs. Shepherd

SINGLE GAME BESTS (at Virginia)

POINTS

Season: 16 at Maryland (1/20/09)
 Career: 17 at Maryland (1/30/08)
 ACC: 17 at Maryland (1/30/08)

REBOUNDS

Season: 6 vs. Longwood (12/17/08)
 Career: 8 vs. Howard (11/14/07)
 ACC: 7 at Georgia Tech (3/3/08)

FG MADE

Season: 7 at Maryland (1/20/09)
 Career: 7 vs. Duke (3/5/08), at Md. (1/20/09)
 ACC: 7 vs. Duke (3/5/08), at Md. (1/20/09)

FG ATTEMPTS

Season: 12 at Georgia Tech (12/28/08)
 Career: 15 vs. Duke (3/5/08)
 ACC: 15 vs. Duke (3/5/08)

3 PT FG MADE

Season: 3 vs. Liberty (11/25/08)
 Career: 4 vs. Northwestern (11/27/07)
 ACC: 3 on three occasions

3 PT FG ATTEMPTS

Season: 6 vs. Liberty (11/25/08)
 Career: 7 vs. Syracuse (12/5/07), vs. Ga Tech (1/27/08)
 ACC: 7 vs. Georgia Tech (1/27/08)

FT MADE

Season: 5 vs. Radford (11/21/08)
 Career: 5 at Miami (3/1/08), vs. Radford (11/21/08)
 ACC: 5 at Miami (3/1/08)

FT ATTEMPTS

Season: 6 vs. Radford (11/21/08), vs. BC (2/4/09)
 Career: 6 on three occasions
 ACC: 6 at Miami (3/1/08), vs. BC (2/4/09)

ASSISTS

Season: 7 vs. VMI (11/16/08)
 Career: 7 vs. VMI (11/16/08)
 ACC: 5 at Boston College (2/17/08)

TURNOVERS

Season: 5 vs. VMI (11/16/08)
 Career: 5 vs. Duke (3/5/08), vs. VMI (11/16/08)
 ACC: 5 vs. Duke (3/5/08)

BLOCKS

Season: 2 vs. Boston College (2/4/09)
 Career: 2 vs. UNC (2/12/08), vs. BC (2/4/09)
 ACC: 2 vs. UNC (2/12/08), vs. BC (2/4/09)

STEALS

Season: 4 vs. VMI (11/16/08), at Syracuse (11/28/08)
 Career: 4 on three occasions
 ACC: 4 at Georgia Tech (3/3/08)

MINUTES

Season: 34 at Georgia Tech (12/28/08)
 Career: 34 at FSU (1/23/08), at Ga. Tech (12/28/08)
 ACC: 34 at FSU (1/23/08), at Ga. Tech (12/28/08)

2008-09 GAME-BY-GAME:

Opponent	GP-GS	FG-FGA	3FG-3FGA	FT-FTA	Off-Def	Total	A	TO	Blk	Stl	PF	Min	Pts
VMI	1-1	2-4	0-1	0-0	1-4	5	7	5	0	4	1	21	4
USF	2-2	1-5	0-1	1-4	1-0	1	2	1	0	0	1	17	3
Radford	3-3	2-7	0-2	5-6	0-0	0	1	2	0	1	1	18	9
Liberty	4-4	5-9	3-6	2-2	0-3	3	5	3	0	1	5	25	15
at Syracuse	5-5	6-10	1-4	1-1	0-3	3	3	4	0	4	5	31	14
at Minnesota	6-6	3-11	0-3	3-4	0-2	2	2	3	0	0	4	33	9
Longwood	7-7	5-11	0-2	4-4	0-6	6	3	4	0	1	0	24	14
Auburn	8-8	2-8	1-3	4-4	0-4	4	4	1	0	1	0	30	9
Hampton	9-9	2-3	1-2	0-0	0-3	3	3	2	0	0	1	22	5
at Georgia Tech	10-10	6-12	1-4	0-0	0-5	5	0	4	0	1	4	34	13
Xavier	11-11	0-6	0-2	0-0	0-1	1	0	1	0	0	1	22	0
Brown	12-11	0-4	0-3	0-0	0-2	2	3	1	1	2	0	18	0
at Va. Tech	13-11	1-1	1-1	0-0	0-1	1	2	1	1	0	1	18	3
N. Carolina	14-11	3-6	1-3	4-4	0-1	1	2	0	0	2	0	15	11
at Maryland	15-11	7-10	2-4	0-0	0-0	0	3	3	0	0	1	22	16
Florida State	16-12	2-8	0-1	2-2	2-2	4	3	1	1	1	1	29	6
at Duke	17-12	1-2	1-2	0-0	1-1	2	1	2	0	0	1	15	3
Boston College	18-12	2-11	0-3	4-6	0-0	0	4	0	2	3	4	28	8
at N. Carolina	19-13	1-5	1-3	0-0	0-3	3	2	2	0	1	2	12	3

CAREER STATISTICS (at Virginia)

Year	G-GS	Min-Avg.	FG-FGA	Pct.	3FG-3FGA	Pct.	FT-FTA	Pct.	Off-Def.	Reb-Avg.	PF-DQ	Ast	TO	Blk	Stl	Pts-Avg
2006-07	Did not play after transferring															
ACC																
2007-08	33-8	835-25.3	103-247	.417	41-110	.373	37-55	.673	19-67	86-2.6	62-0	79	57	5	29	284-8.6
ACC	16-8	448-28.0	55-133	.414	20-53	.377	24-32	.750	9-37	46-2.9	30-0	34	29	4	19	154-9.6
2008-09	19-13	434-22.8	51-133	.383	13-50	.260	30-37	.811	5-41	46-2.4	33-2	50	40	5	22	145-7.6
ACC	8-3	173-21.6	23-55	.418	7-21	.333	10-12	.833	3-13	16-2.0	14-0	17	13	4	8	63-7.9
CAREER	52-21	1269-24.4	154-380	.405	54-160	.338	67-92	.728	24-108	132-2.5	95-2	129	97	10	51	429-8.3
ACC	24-11	621-25.9	78-188	.415	27-74	.365	34-44	.773	12-50	62-2.6	44-0	51	42	8	27	217-9.0



JOHN BRANDENBURG #25

Freshman • Center • 6-11 • 241 • Des Peres, Mo. • De Smet Jesuit H.S.

2008-09 SEASON:

- Had a block and two steals at North Carolina
- Had two points and one rebound vs. Brown
- Had two points and two rebounds vs. Hampton
- Had two points and one rebound vs. Longwood
- Made collegiate debut vs. Radford and had one rebound and one block
- Had two points and four rebounds in six minutes of action in the exhibition vs. Shepherd

SINGLE GAME BESTS

POINTS

Season: 2 on three occasions
 Career: 2 on three occasions
 ACC: --

REBOUNDS

Season: 2 vs. Hampton (12/23/08)
 Career: 2 vs. Hampton (12/23/08)
 ACC: --

FG MADE

Season: 1 on three occasions
 Career: 1 on three occasions
 ACC: --

FG ATTEMPTS

Season: 2 vs. Hampton (12/23/08), vs. Brown (1/6/09)
 Career: 2 vs. Hampton (12/23/08), vs. Brown (1/6/09)
 ACC: --

3 PT FG MADE

Season: --
 Career: --
 ACC: --

3 PT FG ATTEMPTS

Season: --
 Career: --
 ACC: --

FT MADE

Season: --
 Career: --
 ACC: --

FT ATTEMPTS

Season: --
 Career: --
 ACC: --

ASSISTS

Season: --
 Career: --
 ACC: --

TURNOVERS

Season: 1 at North Carolina (2/7/09)
 Career: 1 at North Carolina (2/7/09)
 ACC: 1 at North Carolina (2/7/09)

BLOCKS

Season: 1 vs. Radford (11/21/08), at UNC (2/7/09)
 Career: 1 vs. Radford (11/21/08), at UNC (2/7/09)
 ACC: 1 at North Carolina (2/7/09)

STEALS

Season: 2 at North Carolina (2/7/09)
 Career: 2 at North Carolina (2/7/09)
 ACC: 2 at North Carolina (2/7/09)

MINUTES


Season: 5 vs. Radford (11/21/08)
 Career: 5 vs. Radford (11/21/08)
 ACC: 2 at North Carolina (2/7/09)

2008-09 GAME-BY-GAME:

Opponent	GP-GS	FG-FGA	3FG-3FGA	FT-FTA	Off-Def	Total	A	TO	Blk	Stl	PF	Min	Pts
VMI	DNP												
USF	DNP												
Radford	1-0	0-0	0-0	0-0	0-1	1	0	0	1	0	3	5	0
Liberty	DNP												
at Syracuse	DNP												
at Minnesota	DNP												
Longwood	2-0	1-1	0-0	0-0	0-1	1	0	0	0	0	0	3	2
Auburn	DNP												
Hampton	3-0	1-2	0-0	0-0	1-1	2	0	0	0	0	0	2	2
at Georgia Tech	DNP												
Xavier	DNP												
Brown	4-0	1-2	0-0	0-0	0-1	1	0	0	0	0	0	4	2
at Va. Tech	DNP												
N. Carolina	5-0	0-0	0-0	0-0	0-0	0	0	0	0	0	0	1	0
at Maryland	6-0	0-0	0-0	0-0	0-0	0	0	0	0	0	0	1	0
Florida State	DNP												
at Duke	DNP												
Boston College	DNP												
at N. Carolina	7-0	0-0	0-0	0-0	0-0	0	0	1	1	2	0	2	0

CAREER STATISTICS

Year	G-GS	Min-Avg.	FG-FGA	Pct.	3FG-3FGA	Pct.	FT-FTA	Pct.	Off-Def.	Reb-Avg.	PF-DQ	Ast	TO	Blk	Stl	Pts-Avg
2008-09	7-0	18-2.6	3-5	.600	0-0	.000	0-0	.000	1-4	5-0.7	3-0	0	1	2	2	6-0.9
ACC	3-0	4-1.3	0-0	.000	0-0	.000	0-0	.000	0-0	0-0.0	0-0	0	1	1	2	0-0.0
CAREER	7-0	18-2.6	3-5	.600	0-0	.000	0-0	.000	1-4	5-0.7	3-0	0	1	2	2	6-0.9
ACC	3-0	4-1.3	0-0	.000	0-0	.000	0-0	.000	0-0	0-0.0	0-0	0	1	1	2	0-0.0



MAMADI DIANE

#24

Senior • Guard/Forward • 6-5 • 204 • Potomac, Md. • DeMatha Catholic H.S.

2008-09 SEASON:

- One of Virginia's tri-captains this season
- Played in the 100th game of his Virginia career at Syracuse
- Had nine points (4-5 FG) at Maryland
- Scored seven points vs. Brown
- Had seven points vs. Xavier
- Scored 13 points vs. USF
- Had 14 points and seven rebounds vs. VMI
- Scored 14 points in the exhibition vs. Shepherd

SINGLE GAME BESTS

POINTS

Season: 14 vs. VMI (11/16/08)
 Career: 26 vs. Maryland (1/16/07)
 ACC: 26 vs. Maryland (1/16/07)

REBOUNDS

Season: 7 vs. VMI (11/16/08)
 Career: 11 vs. Hampton (12/16/06)
 ACC: 10 vs. Wake Forest (2/4/06)

FG MADE

Season: 6 vs. VMI (11/16/08), vs. USF (11/19/08)
 Career: 9 vs. Maryland (1/16/07)
 ACC: 9 vs. Maryland (1/16/07)

FG ATTEMPTS

Season: 15 vs. VMI (11/16/08)
 Career: 17 vs. Georgia Tech (1/27/08)
 ACC: 17 vs. Georgia Tech (1/27/08)

3 PT FG MADE

Season: 1 vs. Xavier (1/3/09), vs. Brown (1/6/09)
 Career: 6 vs. Northwestern (11/27/07)
 ACC: 5 at Florida State (1/23/08)

3 PT FG ATTEMPTS

Season: 4 vs. VMI (11/16/08), vs. USF (11/19/08)
 Career: 10 vs. Boston College (1/19/08)
 ACC: 10 vs. Boston College (1/19/08)

FT MADE

Season: 2 vs. VMI (11/16/08), vs. Hampton (12/23/08)
 Career: 7 vs. Loyola (12/23/05), vs. UMES (11/26/06)
 ACC: 6 vs. Maryland (1/16/07)

FT ATTEMPTS

Season: 3 vs. VMI (11/16/08)
 Career: 8 vs. Loyola (12/23/05)
 ACC: 7 vs. Md (1/16/07), at VT (2/2/08)

ASSISTS

Season: 2 vs. Lib. (11/25/08), at Md (1/20/09)
 Career: 4 vs. Loyola (12/23/05), at Md (1/30/08)
 ACC: 4 at Maryland (1/30/08)

TURNOVERS

Season: 3 at Duke (2/1/09)
 Career: 5 vs. Morgan St. (11/19/06), at GT (3/3/08)
 ACC: 5 at Georgia Tech (3/3/08)

BLOCKS

Season: 2 at Duke (2/1/09)
 Career: 3 vs. Liberty (11/18/05), at Arizona (11/17/07)
 ACC: 2 on 5 occasions

STEALS

Season: 2 vs. Auburn (12/20/08), vs. Fla. State (1/24/09)
 Career: 4 vs. Maryland (1/16/07)
 ACC: 4 vs. Maryland (1/16/07)

MINUTES


Season: 30 vs. USF (11/19/08)
 Career: 42 vs. Georgia Tech (1/27/08)
 ACC: 42 vs. Georgia Tech (1/27/08)

2008-09 GAME-BY-GAME:

Opponent	GP-GS	FG-FGA	3FG-3FGA	FT-FTA	Off-Def	Total	A	TO	Blk	Stl	PF	Min	Pts
VMI	1-1	6-15	0-4	2-3	5-2	7	1	0	1	1	3	27	14
USF	2-2	6-14	0-4	1-2	1-2	3	1	2	0	0	3	30	13
Radford	3-3	1-9	0-2	1-2	3-2	5	1	0	0	0	24	3	
Liberty	4-4	0-6	0-3	0-0	0-2	2	2	1	1	0	3	27	0
at Syracuse	5-4	0-3	0-1	0-1	1-1	2	0	1	0	1	2	16	0
at Minnesota	6-4	2-4	0-0	0-0	0-1	1	1	2	1	0	1	15	4
Longwood	7-4	1-7	0-3	1-2	0-1	1	0	0	1	0	0	19	3
Auburn	8-4	0-0	0-0	0-0	0-0	0	0	1	0	2	2	20	0
Hampton	9-4	1-4	0-2	2-2	2-1	3	0	1	0	0	0	11	4
at Georgia Tech	10-4	0-3	0-2	0-0	0-1	1	1	1	0	0	1	6	0
Xavier	11-4	3-4	1-1	0-0	1-1	2	0	1	0	1	3	10	7
Brown	12-5	3-8	1-3	0-0	1-0	1	1	2	0	1	1	19	7
at Va. Tech	13-6	2-5	0-2	0-0	0-2	2	0	1	1	1	1	25	4
N. Carolina	14-7	2-10	0-2	0-0	3-2	5	0	0	0	0	2	11	4
at Maryland	15-8	4-5	0-1	1-2	1-0	1	2	2	1	1	3	17	9
Florida State	16-8	1-2	0-1	1-2	0-1	1	1	1	0	2	0	18	3
at Duke	17-9	0-1	0-0	0-0	0-2	2	0	3	2	0	2	14	0
Boston College	18-10	0-1	0-0	0-0	0-0	0	0	1	0	0	1	4	0
at N. Carolina	DNP												

CAREER STATISTICS

Year	G-GS	Min-Avg.	FG-FGA	Pct.	3FG-3FGA	Pct.	FT-FTA	Pct.	Off-Def.	Reb-Avg.	PF-DQ	Ast	TO	Blk	Stl	Pts-Avg
2005-06	30-11	668-22.3	65-193	.337	16-66	.242	35-43	.814	33-79	112-3.7	42-0	32	36	11	22	181-6.0
ACC	16-1	321-20.1	31-94	.330	7-36	.194	12-15	.800	20-39	59-3.7	22-0	17	17	3	10	81-5.1
2006-07	32-32	883-27.6	111-251	.442	42-120	.350	43-57	.754	34-78	112-3.5	61-3	38	42	13	26	307-9.6
ACC	16-16	446-27.9	49-132	.371	18-64	.281	18-27	.667	17-37	54-3.4	32-2	18	21	8	15	134-8.4
2007-08	33-22	950-28.8	131-303	.432	60-145	.414	67-99	.677	55-91	146-4.4	72-0	37	59	22	20	389-11.8
ACC	16-8	482-30.1	60-160	.375	24-70	.343	40-60	.667	35-41	76-4.8	36-0	15	28	7	8	184-11.5
2008-09	18-10	313-17.4	32-101	.317	2-31	.065	9-16	.563	18-21	39-2.2	28-0	11	20	8	10	75-4.2
ACC	7-5	95-13.6	9-27	.333	0-8	.000	2-4	.500	4-8	12-1.7	10-0	4	9	4	4	20-2.9
CAREER	113-75	2814-24.9	339-848	.400	120-362	.331	154-215	.716	140-269	409-3.6	203-3	118	157	54	78	952-8.4
ACC	55-30	1344-24.4	149-413	.361	49-178	.275	72-106	.679	76-125	201-3.7	100-2	54	75	22	37	419-7.6



MUSTAPHA FARRAKHAN

#2

Sophomore • Guard • 6-4 • 179 • Harvey, Ill. • Thornton Township H.S.

2008-09 SEASON:

- Made first 18 free throws of the season, second longest streak to open a season in school history (Jeff Lamp made 32 consecutive free throws to open the 1980-81 season)
- Had 10 points, a career-high four assists and his first two career blocks vs. North Carolina
- Scored a career-high 17 points on 5-7 FG (4-5 3FG) in 12 minutes at Virginia Tech
- Scored nine points vs. Brown
- Had five points vs. Xavier
- Scored 12 points at Georgia Tech
- Scored 10 points vs. Hampton
- Had five points vs. Longwood
- Had four points, two assists and two steals at Minnesota
- Had two points at Syracuse
- Scored five points vs. Liberty
- Made first career start vs. VMI and had two points
- Had nine points and five assists in the exhibition vs. Shepherd

2008-09 GAME-BY-GAME:

Opponent	GP-GS	FG-FGA	3FG-3FGA	FT-FTA	Off-Def	Total	A	TO	Blk	Stl	PF	Min	Pts
VMI	1-1	1-5	0-1	0-0	0-0	0	0	2	0	0	0	11	2
USF	2-2	0-0	0-0	0-0	0-0	0	0	0	0	0	1	5	0
Radford	3-2	0-2	0-0	0-0	0-1	1	0	1	0	0	0	4	0
Liberty	4-2	1-3	1-3	2-2	0-0	0	1	2	0	0	3	8	5
at Syracuse	5-2	1-3	0-0	0-0	0-0	0	0	0	0	0	1	3	2
at Minnesota	6-2	1-4	0-2	2-2	1-1	2	2	1	0	2	3	12	4
Longwood	7-2	2-2	1-1	0-0	0-0	0	0	0	0	0	0	4	5
Auburn	DNP												
Hampton	8-2	3-5	2-3	2-2	1-0	1	2	0	0	0	1	14	10
at Georgia Tech	9-2	3-5	2-3	4-4	1-0	1	1	0	0	0	4	16	12
Xavier	10-2	1-5	1-3	2-2	0-1	1	0	2	0	0	1	14	5
Brown	11-2	4-7	0-0	1-1	0-1	1	1	0	0	0	1	15	9
at Va. Tech	12-2	5-7	4-5	3-3	0-0	0	0	1	0	0	5	12	17
N. Carolina	13-2	4-15	2-7	0-0	0-1	1	4	1	2	1	1	27	10
at Maryland	14-2	1-7	0-4	0-0	0-1	1	1	1	0	0	2	23	2
Florida State	15-2	0-5	0-2	0-0	0-1	1	0	1	0	0	0	14	0
at Duke	16-2	0-3	0-1	2-2	1-0	1	1	2	0	0	0	8	2
Boston College	17-2	0-2	0-1	0-0	0-0	0	0	1	0	0	2	4	0
at N. Carolina	DNP												

SINGLE GAME BESTS

POINTS

Season: 17 at Virginia Tech (1/10/09)
 Career: 17 at Virginia Tech (1/10/09)
 ACC: 17 at Virginia Tech (1/10/09)

REBOUNDS

Season: 2 at Minnesota (12/2/08)
 Career: 4 at Maryland (1/30/08)
 ACC: 4 at Maryland (1/30/08)

FG MADE

Season: 5 at Virginia Tech (1/10/09)
 Career: 5 at Virginia Tech (1/10/09)
 ACC: 5 at Virginia Tech (1/10/09)

FG ATTEMPTS

Season: 15 vs. North Carolina (1/15/09)
 Career: 15 vs. North Carolina (1/15/09)
 ACC: 15 vs. North Carolina (1/15/09)

3 PT FG MADE

Season: 4 at Virginia Tech (1/10/09)
 Career: 4 at Virginia Tech (1/10/09)
 ACC: 4 at Virginia Tech (1/10/09)

3 PT FG ATTEMPTS

Season: 7 vs. North Carolina (1/15/09)
 Career: 7 vs. North Carolina (1/15/09)
 ACC: 7 vs. North Carolina (1/15/09)

FT MADE

Season: 4 at Georgia Tech (12/28/08)
 Career: 4 at Georgia Tech (12/28/08)
 ACC: 4 at Georgia Tech (12/28/08)

FT ATTEMPTS

Season: 4 at Georgia Tech (12/28/08)
 Career: 4 at Georgia Tech (12/28/08)
 ACC: 4 at Georgia Tech (12/28/08)

ASSISTS

Season: 4 vs. North Carolina (1/15/09)
 Career: 4 vs. North Carolina (1/15/09)
 ACC: 4 vs. North Carolina (1/15/09)

TURNOVERS

Season: 2 on four occasions
 Career: 3 at Penn (11/23/07)
 ACC: 2 vs. Clemson (2/7/08), at Duke (2/1/09)

BLOCKS

Season: 2 vs. North Carolina (1/15/09)
 Career: 2 vs. North Carolina (1/15/09)
 ACC: 2 vs. North Carolina (1/15/09)

STEALS


Season: 2 at Minnesota (12/2/08)
 Career: 2 at Minnesota (12/2/08)
 ACC: 1 vs. North Carolina (1/15/09)

MINUTES

Season: 27 vs. North Carolina (1/15/09)
 Career: 27 vs. North Carolina (1/15/09)
 ACC: 27 vs. North Carolina (1/15/09)

CAREER STATISTICS

Year	G-GS	Min-Avg.	FG-FGA	Pct.	3FG-3FGA	Pct.	FT-FTA	Pct.	Off-Def.	Reb-Avg.	PF-DQ	Ast	TO	Blk	Stl	Pts-Avg
2007-08	19-0	115-6.1	7-38	.184	2-16	.125	1-5	.200	4-11	15-0.8	9-0	5	12	0	2	17-0.9
ACC	6-0	43-7.2	1-13	.077	1-7	.143	1-3	.333	2-4	6-1.0	3-0	1	3	0	0	4-0.7
2008-09	17-2	194-11.4	27-80	.338	13-36	.361	18-18	1.000	4-7	11-0.6	25-1	13	15	2	3	85-5.0
ACC	7-0	104-14.9	13-44	.295	8-23	.348	9-9	1.000	2-3	5-0.7	14-1	7	7	2	1	43-6.1
CAREER	36-2	309-8.6	34-118	.288	15-52	.288	19-23	.826	8-18	26-0.7	34-1	18	27	2	5	102-2.8
ACC	13-0	147-11.3	14-57	.246	9-30	.300	10-12	.833	4-7	11-0.8	17-1	8	10	2	1	47-3.6



JEFF JONES

#23

Sophomore • Guard • 6-4 • 200 • Chester, Pa. • Monsignor Bonner H.S.

2008-09 SEASON:

- Scored a season-high and ACC career-high 19 points with totaling a career-high five assists at North Carolina in first start of the season
- Had 10 points vs. Boston College
- Scored eight points vs. Florida State
- Had six points and four rebounds vs. North Carolina at JPJA
- Scored five points vs. Auburn
- Had seven points and three rebounds vs. Longwood
- Had three points at Syracuse
- Scored 10 points vs. Liberty
- Had six points vs. Radford
- Scored three points vs. USF
- Had eight points and three rebounds vs. VMI
- Had 18 points and five rebounds in the exhibition vs. Shepherd

SINGLE GAME BESTS

POINTS

Season: 19 at North Carolina (2/7/09)
 Career: 26 vs. Bradley (3/26/08)
 ACC: 19 at North Carolina (2/7/09)

REBOUNDS

Season: 5 at Duke (2/1/09), vs. BC (2/4/09)
 Career: 6 vs. Vermont (11/11/07)
 ACC: 5 at Duke (2/1/09), vs. BC (2/4/09)

FG MADE

Season: 7 at North Carolina (2/7/09)
 Career: 9 vs. Bradley (3/26/08)
 ACC: 7 at North Carolina (2/7/09)

FG ATTEMPTS

Season: 12 vs. Liberty (11/25/08), at UNC (2/7/09)
 Career: 14 vs. Bradley (3/26/08)
 ACC: 12 at North Carolina (2/7/09)

3 PT FG MADE

Season: 3 at North Carolina (2/7/09)
 Career: 6 vs. Bradley (3/26/08)
 ACC: 3 at North Carolina (2/7/09)

3 PT FG ATTEMPTS

Season: 8 vs. Liberty (11/25/08)
 Career: 8 vs. Bradley (3/26/08), vs. Liberty (11/25/08)
 ACC: 5 at Duke (2/1/09), at UNC (2/7/09)

FT MADE

Season: 5 vs. Boston College (2/4/09)
 Career: 5 vs. Boston College (2/4/09)
 ACC: 5 vs. Boston College (2/4/09)

FT ATTEMPTS

Season: 6 vs. Boston College (2/4/09)
 Career: 6 vs. Boston College (2/4/09)
 ACC: 6 vs. Boston College (2/4/09)

ASSISTS

Season: 5 at North Carolina (2/7/09)
 Career: 5 at North Carolina (2/7/09)
 ACC: 5 at North Carolina (2/7/09)

TURNOVERS

Season: 2 at Duke (2/1/09)
 Career: 4 vs. Longwood (12/7/07)
 ACC: 3 at Duke (1/13/08)

BLOCKS

Season: 1 vs. VMI (11/16/08), at UNC (2/7/09)
 Career: 1 on six occasions
 ACC: 1 at BC (2/17/08), at UNC (2/7/09)

STEALS

Season: 3 vs. Boston College (2/4/09)
 Career: 3 vs. Howard (11/14/07), vs. BC (2/4/09)
 ACC: 3 vs. Boston College (2/4/09)

MINUTES


Season: 37 at North Carolina (2/7/09)
 Career: 37 at North Carolina (2/7/09)
 ACC: 37 at North Carolina (2/7/09)

2008-09 GAME-BY-GAME:

Opponent	GP-GS	FG-FGA	3FG-3FGA	FT-FTA	Off-Def	Total	A	TO	Blk	Stl	PF	Min	Pts
VMI	1-0	3-8	2-5	0-0	0-3	3	2	1	1	1	0	27	8
USF	2-0	1-8	1-5	0-0	0-0	0	1	0	0	0	2	15	3
Radford	3-0	1-3	0-1	4-4	0-2	2	0	1	0	0	2	13	6
Liberty	4-0	4-12	2-8	0-0	0-1	1	3	0	0	2	3	29	10
at Syracuse	5-0	1-5	1-3	0-0	0-2	2	1	0	0	0	0	13	3
at Minnesota	DNP												
Longwood	6-0	3-4	1-1	0-0	2-1	3	0	1	0	0	1	21	7
Auburn	7-0	2-7	1-3	0-0	0-1	1	1	0	0	1	0	20	5
Hampton	8-0	1-9	0-6	0-0	0-1	1	1	1	0	0	0	14	2
at Georgia Tech	9-0	0-0	0-0	0-0	0-0	0	0	0	0	0	0	2	0
Xavier	10-0	0-2	0-1	1-2	0-0	0	0	1	0	0	1	11	1
Brown	11-0	1-1	1-1	0-0	0-3	3	0	0	0	0	1	9	3
at Va. Tech	DNP												
N. Carolina	12-0	3-5	0-2	0-0	0-4	4	0	0	0	0	0	11	6
at Maryland	13-0	0-0	0-0	0-0	0-0	0	0	0	0	0	0	0+	0
Florida State	14-0	3-7	2-4	0-0	0-1	1	0	0	0	0	0	14	8
at Duke	15-0	1-7	1-5	0-0	0-5	5	2	2	0	0	2	21	3
Boston College	16-0	2-11	1-4	5-6	1-4	5	0	0	0	3	3	28	10
at N. Carolina	17-1	7-12	3-5	2-2	0-4	4	5	1	1	1	2	37	19

CAREER STATISTICS

Year	G-GS	Min-Avg.	FG-FGA	Pct.	3FG-3FGA	Pct.	FT-FTA	Pct.	Off-Def.	Reb-Avg.	PF-DQ	Ast	TO	Blk	Stl	Pts-Avg
2007-08	33-25	494-15.0	55-151	.364	16-51	.314	33-47	.702	15-45	60-1.8	46-0	17	41	4	10	159-4.8
ACC	16-8	193-12.1	12-51	.235	2-14	.143	10-14	.714	6-14	20-1.3	20-0	8	16	1	5	36-2.3
2008-09	17-1	285-16.8	33-101	.327	16-54	.296	12-14	.857	3-32	35-2.1	17-0	16	8	2	8	94-5.5
ACC	7-1	113-16.1	16-42	.381	7-20	.350	7-8	.875	1-18	19-2.7	7-0	7	3	1	4	46-6.6
CAREER	50-26	779-15.6	88-252	.349	32-105	.305	45-61	.738	18-77	95-1.9	63-0	33	49	6	18	253-5.1
ACC	23-9	306-13.3	28-93	.301	9-34	.265	17-22	.773	7-32	39-1.7	27-0	15	19	2	9	82-3.6



SYLVEN LANDESBERG

#15

Freshman • Guard • 6-6 • 205 • Flushing, N.Y. • Holy Cross H.S.

2008-09 SEASON:

- 2nd Team CollegeHoops.net Mid-Season All-Freshman
- Finished second in the Preseason ACC Rookie of the Year voting
- Five-time ACC Rookie of the Week (Nov. 17, Nov. 24, Dec. 22, Dec. 30 and Jan. 12)
- Has led the team in scoring in 12 of the first 19 games
- Has scored in double figures in 15 of 19 games this season
- His 11 20-point games are a UVa freshman record (Ralph Sampson had nine in 1979-80)
- Scored 32 points vs. Boston College, the first 30-point game by a UVa freshman since 1998-99
- Had 24 points and tied an ACC freshman record for FTs (14-14) vs. Florida State
- Had a game-high 25 points, seven rebounds and four assists vs. Xavier
- Had a game-high 26 points, six rebounds and five assists at Georgia Tech in his ACC debut
- Had a game-high 22 points and six rebounds vs. Auburn
- Had 22 points, including 18 in second half, vs. Radford and made two free throws to put Virginia ahead for good with 29 seconds to play
- Scored 21 points, including the game-winning layup with 13 seconds left, vs. USF
- Had 28 points, eight rebounds and eight assists vs. VMI in his collegiate debut
- His 28 points vs. VMI are a Cavalier record for a freshman in his first career game and tied for second most in ACC history
- First Cavalier freshman to score at least 20 points in his first three career games
- First Cavalier freshman to lead the team in scoring in his first three games since Tom Sheehy in 1983-84

2008-09 GAME-BY-GAME:

Opponent	GP-GS	FG-FGA	3FG-3FGA	FT-FTA	Off-Def	Total	A	TO	Blk	Stl	PF	Min	Pts
VMI	1-1	10-17	0-2	8-11	6-2	8	8	3	0	3	2	36	28
USF	2-1	8-15	1-2	4-6	1-3	4	0	1	0	3	1	31	21
Radford	3-2	9-15	1-2	3-4	1-3	4	0	4	0	1	3	34	22
Liberty	4-3	5-10	1-2	6-8	2-7	9	2	1	0	0	2	35	17
at Syracuse	5-4	5-11	0-1	6-8	0-3	3	3	0	0	2	5	28	16
at Minnesota	6-5	1-11	0-2	8-10	1-5	6	2	0	0	0	1	33	10
Longwood	7-6	6-10	0-0	8-8	6-3	9	1	6	0	0	1	28	20
Auburn	8-7	5-8	2-2	10-14	0-6	6	1	5	1	0	2	38	22
Hampton	9-8	3-7	0-1	3-3	1-2	3	3	1	0	0	1	28	9
at Georgia Tech	10-9	9-18	0-2	8-9	0-6	6	5	1	0	0	2	41	26
Xavier	11-10	7-15	1-2	10-11	0-7	7	4	2	1	1	2	35	25
Brown	12-11	0-6	0-2	4-4	1-4	5	0	1	0	1	0	24	4
at Va. Tech	13-12	7-11	0-0	6-6	1-7	8	5	6	0	1	1	38	20
N. Carolina	14-13	1-9	0-2	0-0	1-3	4	1	1	0	0	1	27	2
at Maryland	15-14	2-10	0-2	3-4	4-7	11	3	3	0	0	1	34	7
Florida State	16-15	5-11	0-2	14-14	3-3	6	2	6	0	0	1	31	24
at Duke	17-16	8-10	1-1	3-3	0-2	2	1	5	0	1	2	29	20
Boston College	18-17	13-23	0-2	6-6	4-2	6	3	3	1	3	4	40	32
at N. Carolina	19-18	6-16	2-2	2-3	1-4	5	5	1	0	1	2	33	16

SINGLE GAME BESTS

POINTS

Season: 32 vs. Boston College (2/4/09)
 Career: 32 vs. Boston College (2/4/09)
 ACC: 32 vs. Boston College (2/4/09)

REBOUNDS

Season: 11 at Maryland (1/20/09)
 Career: 11 at Maryland (1/20/09)
 ACC: 11 at Maryland (1/20/09)

FG MADE

Season: 13 vs. Boston College (2/4/09)
 Career: 13 vs. Boston College (2/4/09)
 ACC: 13 vs. Boston College (2/4/09)

FG ATTEMPTS

Season: 23 vs. Boston College (2/4/09)
 Career: 23 vs. Boston College (2/4/09)
 ACC: 23 vs. Boston College (2/4/09)

3 PT FG MADE

Season: 2 vs. Auburn (12/20/08), at UNC (2/7/09)
 Career: 2 vs. Auburn (12/20/08), at UNC (2/7/09)
 ACC: 2 at North Carolina (2/7/09)

3 PT FG ATTEMPTS

Season: 2 on 14 occasions
 Career: 2 on 14 occasions
 ACC: 2 on six occasions

FT MADE

Season: 14 vs. Florida State (1/24/09)
 Career: 14 vs. Florida State (1/24/09)
 ACC: 14 vs. Florida State (1/24/09)

FT ATTEMPTS

Season: 14 vs. Auburn (12/20/08), vs. FSU (1/24/09)
 Career: 14 vs. Auburn (12/20/08), vs. FSU (1/24/09)
 ACC: 14 vs. Florida State (1/24/09)

ASSISTS

Season: 8 vs. VMI (11/16/08)
 Career: 8 vs. VMI (11/16/08)
 ACC: 5 on three occasions

TURNOVERS

Season: 6 on three occasions
 Career: 6 on three occasions
 ACC: 6 at VT (1/10/09), vs. FSU (1/24/09)

BLOCKS

Season: 1 on three occasions
 Career: 1 on three occasions
 ACC: 1 vs. Boston College (2/4/09)

STEALS

Season: 3 on three occasions
 Career: 3 on three occasions
 ACC: 3 vs. Boston College (2/4/09)

MINUTES

Season: 41 at Georgia Tech (12/28/08)
 Career: 41 at Georgia Tech (12/28/08)
 ACC: 41 at Georgia Tech (12/28/08)

CAREER STATISTICS

Year	G-GS	Min-Avg.	FG-FGA	Pct.	3FG-3FGA	Pct.	FT-FTA	Pct.	Off-Def.	Reb-Avg.	PF-DQ	Ast	TO	Blk	Stl	Pts-Avg
2008-09	19-18	623-32.8	110-233	.472	9-31	.290	112-132	.848	33-79	112-5.9	34-1	49	50	3	17	341-17.9
ACC	8-8	273-34.1	51-108	.472	3-13	.231	42-45	.933	14-34	48-6.0	14-0	25	26	1	6	147-18.4
CAREER	19-18	623-32.8	110-233	.472	9-31	.290	112-132	.848	33-79	112-5.9	34-1	49	50	3	17	341-17.9
ACC	8-8	273-34.1	51-108	.472	3-13	.231	42-45	.933	14-34	48-6.0	14-0	25	26	1	6	147-18.4

SYLVEN LANDESBERG


 UNIVERSITY OF VIRGINIA • 6-6 • GUARD • FLUSHING, N.Y. 

ACC ROOKIE OF THE YEAR CANDIDATE FRESHMAN ALL-AMERICA CANDIDATE ALL-ACC CANDIDATE

- Leads ACC freshmen in scoring, free throw percentage, free throw attempts, and minutes played
- Second leading freshman scorer in the nation
- Only freshman to rank among the top 20 scorers in the ACC (eighth at 17.9 ppg)
- Only player to rank among the top five ACC freshmen in scoring (first), rebounding (third) and assists (fifth)
- Has over double the number of 20-point games (11) than the rest of the conference's freshmen combined (5)
- UVa freshman record 11 20-point games
- Only North Carolina's Tyler Hansbrough (14 in 2005-06) and Rashad McCants (12 in 2001-02) have more 20-point games as ACC freshmen over the past decade
- His 32 points vs. Boston College are the most by a freshman in an ACC game since Tyler Hansbrough scored 40 vs. Miami in 2006
- Leads the conference with five ACC Rookie of the Week selections this season
- Had a Virginia freshman record 26 consecutive made free throw streak
- On pace to break Jeff Lamp's Virginia freshman scoring average record of 17.3 set in 1977-78

Landesberg in 2008-09

17.9 ppg • 5.9 rpg • 2.6 apg • 84.8 FT% • 47.2 FG% • 32.8 mpg



WHAT OTHERS ARE SAYING ABOUT SYLVEN LANDESBERG



"He's a really good player – he's an attacking player, who puts you in a position where you can foul him. And we did for those three-point plays. He's taller than I thought. For a wing player who can put the ball on the floor, that means he can shoot over people. It's not like a 6-3 guy who can drive. He has good length and has an instinctive ability to get closer. He's a good player, and puts defenses in help-and-recover situations if you're not careful."

- Duke Head Coach Mike Krzyzewski

"He's going to be a complete player, there's no question about that. Right now his game is more driving to the goal, but we were trying to make sure we cut off his driving lanes. ... He's going to be a complete player. He's had a heck of a year."

- North Carolina Head Coach Roy Williams

"The guy's going to get 20 whether it's quiet or loud. You can tell your guys to stay in front of him, but he got 20 without having to take a pull-up jumper. We told our guys, you have to stay in front of him and get lower than him, and he still drives to the basket. He's a good player; you're just not going to stop him."

- Virginia Tech Head Coach Seth Greenberg

"He's an outstanding player. He's good going to the basket. He finishes very well, and he just kept attacking the basket. He did a good job of getting to the free throw line, and he is an excellent free throw shooter. So, if they're going to spread the floor like that he can be pretty effective"


- Boston College Head Coach Al Skinner

"He can shoot and I think he will get better. He is a big, strong guard and it's amazing how he can get fouled. We were very worried about him being able to get to the basket. Part of our game plan was to try to make it tough for him to go one-on-one, make him a passer. If he took shots in the lane, crowd the lane. He has a great talent of being able to get fouled. He certainly is one of the best players we have played against, regardless of if he is a freshman or not."

- Xavier Head Coach Sean Miller

"You have to try to keep him out of there (the lane) the best you can. It is easy to say and hard to do. I think you have to be able to defend him multiple ways. He is very good off the bounce in going one way, changing and making two or three moves. You just can't rely on defending him with one guy. You have to have a team defense to try to keep him out of the paint area"

- Auburn Head Coach Jeff Lebo



JEROME MEYINSSE

#55

Junior • Forward/Center • 6-9 • 245 • Baton Rouge, La. • McKinley H.S.

2008-09 SEASON:

- Tied his ACC high with four points at Duke
- Scored three points at Maryland
- Had four points and three rebounds vs. Brown
- Had two rebounds and tied a career high with two blocks at Georgia Tech
- Tied a career high with two blocks vs. Hampton
- Had five points and five rebounds at Minnesota
- Had season-high totals of 10 points and eight rebounds at Syracuse
- Had two points and one rebound vs. Liberty
- Made first career start vs. USF
- Had four points and five rebounds in the exhibition vs. Shepherd

SINGLE GAME BESTS

POINTS

Season: 10 at Syracuse (11/28/08)
 Career: 12 vs. Elon (12/22/07)
 ACC: 4 at FSU (1/23/08), at Duke (2/1/09)

REBOUNDS

Season: 8 at Syracuse (11/28/08)
 Career: 9 vs. Hampton (12/19/07)
 ACC: 3 vs. BC (1/19/08), at FSU (1/23/08)

FG MADE

Season: 3 at Syracuse (11/28/08)
 Career: 5 vs. Elon (12/22/07)
 ACC: 2 at Florida State (1/23/08)

FG ATTEMPTS

Season: 7 at Syracuse (11/28/08)
 Career: 7 vs. Hampton (12/19/07), at Syracuse (11/28/08)
 ACC: 3 vs. Clemson (2/7/08)

3 PT FG MADE

Season: --
 Career: --
 ACC: --

3 PT FG ATTEMPTS

Season: --
 Career: --
 ACC: --

FT MADE

Season: 4 at Syracuse (11/28/08)
 Career: 5 vs. UMES (11/26/06)
 ACC: 2 at Duke (2/1/09)

FT ATTEMPTS

Season: 5 at Syracuse (11/28/08)
 Career: 6 vs. UMES (11/26/06)
 ACC: 2 on four occasions

ASSISTS

Season: 1 vs. Brown (1/6/09)
 Career: 1 on four occasions
 ACC: --

TURNOVERS

Season: 2 at Minn. (12/2/08), vs. Longwood (12/17/08)
 Career: 2 on five occasions
 ACC: --

BLOCKS

Season: 2 vs. Hampton (12/23/08), at Ga. Tech (12/28/08)
 Career: 2 on three occasions
 ACC: 2 at Georgia Tech (12/28/08)

STEALS

Season: 1 at Virginia Tech (1/10/09)
 Career: 2 vs. PR-Mayaguez (12/21/06)
 ACC: 1 at FSU (1/23/08), at Va. Tech (1/10/09)

MINUTES


Season: 24 at Syracuse (11/28/08)
 Career: 24 at Syracuse (11/28/08)
 ACC: 21 at Maryland (1/20/09)

2008-09 GAME-BY-GAME:

Opponent	GP-GS	FG-FGA	3FG-3FGA	FT-FTA	Off-Def	Total	A	TO	Blk	Stl	PF	Min	Pts
VMI	DNP												
USF	1-1	0-0	0-0	0-0	0-0	0	0	1	0	0	0	6	0
Radford	2-1	0-1	0-0	0-0	0-0	0	0	1	0	0	0	3	0
Liberty	3-1	1-1	0-0	0-0	1-0	1	0	0	0	0	0	5	2
at Syracuse	4-1	3-7	0-0	4-5	4-4	8	0	1	1	0	2	24	10
at Minnesota	5-1	1-1	0-0	3-4	2-3	5	0	2	1	0	1	22	5
Longwood	6-1	0-0	0-0	0-2	1-0	1	0	2	0	0	2	7	0
Auburn	7-1	0-0	0-0	0-1	1-0	1	0	1	0	0	0	8	0
Hampton	8-1	0-0	0-0	0-0	0-0	0	0	0	2	0	0	5	0
at Georgia Tech	9-1	0-2	0-0	0-0	1-1	2	0	0	2	0	3	11	0
Xavier	10-1	0-1	0-0	0-0	0-0	0	0	0	0	0	1	3	0
Brown	11-1	1-3	0-0	2-4	1-2	3	1	0	0	0	1	8	4
at Va. Tech	12-1	0-0	0-0	0-0	0-0	0	0	0	1	1	1	4	0
N. Carolina	13-1	0-2	0-0	0-0	0-1	1	0	0	0	0	0	2	4
at Maryland	14-1	1-1	0-0	1-2	1-0	1	0	0	0	0	0	21	3
Florida State	15-1	0-0	0-0	1-2	1-1	2	0	0	0	0	2	9	1
at Duke	16-1	1-1	0-0	2-2	0-2	2	0	0	0	0	1	7	4
Boston College	17-1	0-0	0-0	0-0	0-0	0	0	0	0	0	1	2	0
at N. Carolina	DNP												

CAREER STATISTICS

Year	G-GS	Min-Avg.	FG-FGA	Pct.	3FG-3FGA	Pct.	FT-FTA	Pct.	Off-Def.	Reb-Avg.	PF-DQ	Ast	TO	Blk	Stl	Pts-Avg
2006-07	15-0	100-6.7	4-11	.364	0-0	.000	9-13	.692	3-17	20-1.3	15-0	1	4	2	2	17-1.1
ACC	4-0	8-2.0	0-1	.000	0-0	.000	0-0	.000	0-0	0-0.0	3-0	0	0	0	0	0-0.0
2007-08	26-0	188-7.2	23-33	.697	0-0	.000	4-12	.333	18-31	49-1.9	36-0	2	7	3	3	50-1.9
ACC	13-0	77-5.9	7-11	.636	0-0	.000	0-2	.000	5-12	17-1.3	21-0	0	0	0	1	14-1.1
2008-09	17-1	149-8.8	8-20	.400	0-0	.000	13-22	.591	13-14	27-1.6	17-0	1	8	7	1	29-1.7
ACC	7-0	58-8.3	2-6	.333	0-0	.000	4-6	.667	3-5	8-1.1	10-0	0	0	3	1	8-1.1
CAREER	58-1	437-7.5	35-64	.547	0-0	.000	26-47	.553	34-62	96-1.7	68-0	4	19	12	6	96-1.7
ACC	24-0	143-6.0	9-18	.500	0-0	.000	4-8	.500	8-17	25-1.0	34-0	0	0	3	2	22-0.9



MIKE SCOTT

#32

Sophomore • Forward • 6-8 • 233 • Chesapeake, Va. • Hargrave Military Academy

2008-09 SEASON:

- Has scored in double figures in 11 games
- Had 16 points (10-10 FT) to tie his ACC career-high and 10 rebounds at Maryland for his sixth double-double of the season
- Had 11 points and seven rebounds (all offensive) vs. North Carolina
- Scored an ACC career-high 16 points (7-10 FG) at Virginia Tech
- Had game-high totals of 15 points and 10 rebounds vs. Brown
- Scored 16 points (7-10 FG) and had five rebounds vs. Xavier
- Had 11 points and 10 rebounds at Georgia Tech
- Had 17 points and 15 rebounds vs. Hampton
- Had 10 points and 10 rebounds along with a career-high four assists in a career-high 37 minutes at Syracuse
- Had nine points and 17 rebounds vs. Liberty
- Had 10 points and six rebounds vs. USF
- Set career highs with 26 points and 18 rebounds vs. VMI, including tying the school record with 10 offensive rebounds in the game
- Has eight career double-doubles
- Had 10 points and 14 rebounds in the exhibition vs. Shepherd

2008-09 GAME-BY-GAME:

Opponent	GP-GS	FG-FGA	3FG-3FGA	FT-FTA	Off-Def	Total	A	TO	Blk	Stl	PF	Min	Pts
VMI	1-1	11-13	0-0	4-5	10-8	18	0	4	0	1	2	30	26
USF	2-2	4-9	0-1	2-2	4-2	6	1	2	0	2	2	32	10
Radford	3-3	2-7	0-1	1-3	2-3	5	1	0	0	0	4	27	5
Liberty	4-4	3-4	0-0	3-4	7-10	17	1	1	0	0	2	34	9
at Syracuse	5-5	5-10	0-0	0-0	5-5	10	4	0	0	1	1	37	10
at Minnesota	6-6	0-4	0-0	0-0	2-4	6	2	3	0	1	1	18	0
Longwood	7-7	4-5	0-1	0-0	0-6	6	0	0	1	0	2	27	8
Auburn	8-8	4-7	0-1	1-2	0-3	3	0	3	0	3	2	27	9
Hampton	9-9	6-10	0-0	5-6	5-10	15	1	1	2	2	2	29	17
at Georgia Tech	10-10	3-8	0-0	5-8	5-5	10	1	2	2	0	3	27	11
Xavier	11-11	7-10	0-0	2-2	3-2	5	0	1	0	0	1	24	16
Brown	12-12	5-10	0-0	5-6	5-5	10	0	0	1	0	3	27	15
at Va. Tech	13-13	7-10	1-1	1-4	2-4	6	0	3	0	0	3	26	16
N. Carolina	14-14	5-8	0-0	1-1	7-0	7	0	2	1	0	2	24	11
at Maryland	15-15	3-8	0-0	10-10	6-4	10	0	3	0	1	4	23	16
Florida State	16-16	1-4	0-0	0-0	2-2	4	1	3	0	3	2	30	2
at Duke	17-17	4-8	0-0	2-3	2-2	4	0	1	0	1	3	26	10
Boston College	18-18	1-3	0-0	5-5	0-0	0	0	1	0	0	1	17	7
at N. Carolina	19-18	1-4	0-0	0-0	1-1	2	1	0	0	1	0	23	2

SINGLE GAME BESTS

POINTS

Season: 26 vs. VMI (11/16/08)
 Career: 26 vs. VMI (11/16/08)
 ACC: 16 at VT (1/10/09), at Md. (1/20/09)

REBOUNDS

Season: 18 vs. VMI (11/16/08)
 Career: 18 vs. VMI (11/16/08)
 ACC: 12 at Md (1/30/08), at BC (2/17/08)

FG MADE

Season: 11 vs. VMI (11/16/08)
 Career: 11 vs. VMI (11/16/08)
 ACC: 7 at Virginia Tech (1/10/09)

FG ATTEMPTS

Season: 13 vs. VMI (11/16/08)
 Career: 13 vs. VMI (11/16/08)
 ACC: 11 at Boston College (2/17/08)

3 PT FG MADE

Season: 1 at Virginia Tech (1/10/09)
 Career: 2 vs. Georgia Tech (3/13/08)
 ACC: 2 vs. Georgia Tech (3/13/08)

3 PT FG ATTEMPTS

Season: 1 on five occasions
 Career: 2 at BC (2/17/08), vs. GT (3/13/08)
 ACC: 2 at BC (2/17/08), vs. GT (3/13/08)

FT MADE

Season: 10 at Maryland (1/20/09)
 Career: 10 at Maryland (1/20/09)
 ACC: 10 at Maryland (1/20/09)

FT ATTEMPTS

Season: 10 at Maryland (1/20/09)
 Career: 10 at Maryland (1/20/09)
 ACC: 10 at Maryland (1/20/09)

ASSISTS

Season: 4 at Syracuse (11/28/08)
 Career: 4 at Syracuse (11/28/08)
 ACC: 2 at Miami (3/1/08)

TURNOVERS

Season: 4 vs. VMI (11/16/08)
 Career: 4 vs. VMI (11/16/08)
 ACC: 3 on five occasions

BLOCKS

Season: 2 vs. Hampton (12/23/08), at Ga. Tech (12/28/08)
 Career: 3 vs. Duke (3/5/08), vs. Richmond (3/18/08)
 ACC: 3 vs. Duke (3/5/08)

STEALS

Season: 3 vs. Auburn (12/20/08), vs. FSU (1/24/09)
 Career: 3 on three occasions
 ACC: 3 vs. Florida State (1/24/09)

MINUTES

Season: 37 at Syracuse (11/28/08)
 Career: 37 at Syracuse (11/28/08)
 ACC: 30 vs. Florida State (1/24/09)

CAREER STATISTICS

Year	G-GS	Min-Avg.	FG-FGA	Pct.	3FG-3FGA	Pct.	FT-FTA	Pct.	Off-Def.	Reb-Avg.	PF-DQ	Ast	TO	Blk	Stl	Pts-Avg
2007-08	32-21	579-18.1	63-143	.441	4-10	.400	52-74	.703	67-101	168-5.3	69-1	15	25	12	20	182-5.7
ACC	16-14	310-19.4	30-77	.390	1-4	.250	20-33	.606	30-50	80-5.0	39-1	6	15	5	8	81-5.1
2008-09	19-18	508-26.7	76-142	.535	1-5	.200	47-61	.770	68-76	144-7.6	40-0	13	30	7	16	200-10.5
ACC	8-7	196-24.5	25-53	.472	1-1	1.000	24-31	.774	25-18	43-5.4	18-0	3	15	3	6	75-9.4
CAREER	51-39	1087-21.3	139-285	.488	5-15	.333	99-135	.733	135-177	312-6.1	109-1	28	55	19	36	382-7.5
ACC	24-21	506-21.1	55-130	.423	2-5	.400	44-64	.688	55-68	123-5.1	57-1	9	30	8	14	156-6.5



ASSANE SENE

#5

Freshman • Center • 7-0 • 234 • Saint-Louis, Senegal • South Kent

2008-09 SEASON:

- Had five points, 13 rebounds and two blocks vs. Boston College
- Had three blocks vs. Florida State
- Had four points and seven rebounds at Maryland
- Had 10 rebounds vs. North Carolina
- Had six points, eight rebounds and four blocks at Virginia Tech
- Had six points, three rebounds and three blocks vs. Brown
- Had six points and 11 rebounds vs. Xavier
- Had nine rebounds and four blocks vs. Auburn
- Had six points, five rebounds and two blocks vs. Longwood
- Had two points and four rebounds at Minnesota
- Made his collegiate debut at Syracuse, where he had one point and one rebound in the start
- Was held out of the first three games of the season before the resolution of his eligibility status on Nov. 25
- “Because of a recent NCAA interpretation, there are some aspects of Assane’s pre-college enrollment that must be reviewed further,” Virginia Athletics Director Craig Littlepage said on Nov. 16.
- Had two points and three rebounds in 18 minutes of action in the exhibition vs. Shepherd

2008-09 GAME-BY-GAME:

Opponent	GP-GS	FG-FGA	3FG-3FGA	FT-FTA	Off-Def	Total	A	TO	Blk	Stl	PF	Min	Pts
VMI	DNP												
USF	DNP												
Radford	DNP												
Liberty	DNP												
at Syracuse	1-1	0-0	0-0	1-2	0-1	1	1	0	1	0	3	7	1
at Minnesota	2-2	0-0	0-0	2-2	2-2	4	0	1	0	0	3	18	2
Longwood	3-2	2-4	0-0	2-3	2-3	5	1	1	2	0	3	16	6
Auburn	4-2	1-3	0-0	0-0	0-9	9	2	0	4	0	3	22	2
Hampton	5-2	1-4	0-0	0-0	1-5	6	0	2	2	0	5	15	2
at Georgia Tech	6-3	1-5	0-0	0-1	0-1	1	0	0	2	0	4	24	2
Xavier	7-4	3-8	0-0	0-2	6-5	11	1	0	2	0	3	33	6
Brown	8-5	3-3	0-0	0-4	0-3	3	1	0	3	0	3	16	6
at Va. Tech	9-6	3-5	0-0	0-0	2-6	8	0	1	4	0	5	25	6
N.Carolina	10-7	1-5	0-0	0-2	5-5	10	0	2	1	0	4	25	2
at Maryland	11-8	2-2	0-0	0-0	2-5	7	0	2	0	0	4	10	4
Florida State	12-9	0-1	0-0	0-0	1-0	1	0	1	3	0	3	22	0
at Duke	13-10	2-2	0-0	0-3	1-1	2	0	1	1	0	2	17	4
Boston College	14-10	2-6	0-0	1-2	8-5	13	0	1	2	0	3	28	5
at N.Carolina	15-11	0-3	0-0	0-0	0-3	3	0	0	1	0	2	16	0

SINGLE GAME BESTS

POINTS

Season: 6 on four occasions
 Career: 6 on four occasions
 ACC: 6 at Virginia Tech (1/10/09)

REBOUNDS

Season: 13 vs. Boston College (2/4/09)
 Career: 13 vs. Boston College (2/4/09)
 ACC: 13 vs. Boston College (2/4/09)

FG MADE

Season: 3 on three occasions
 Career: 3 on three occasions
 ACC: 3 at Virginia Tech (1/10/09)

FG ATTEMPTS

Season: 8 vs. Xavier (1/3/09)
 Career: 8 vs. Xavier (1/3/09)
 ACC: 6 vs. Boston College (2/4/09)

3 PT FG MADE

Season: --
 Career: --
 ACC: --

3 PT FG ATTEMPTS

Season: --
 Career: --
 ACC: --

FT MADE

Season: 2 at Minn. (12/2/08), vs. Longwood (12/17/08)
 Career: 2 at Minn. (12/2/08), vs. Longwood (12/17/08)
 ACC: 1 vs. Boston College (2/4/09)

FT ATTEMPTS

Season: 4 vs. Brown (1/6/09)
 Career: 4 vs. Brown (1/6/09)
 ACC: 3 at Duke (2/1/09)

ASSISTS

Season: 2 vs. Auburn (12/20/08)
 Career: 2 vs. Auburn (12/20/08)
 ACC: --

TURNOVERS

Season: 2 on three occasions
 Career: 2 on three occasions
 ACC: 2 vs. UNC (1/15/09), at Md. (1/20/09)

BLOCKS

Season: 4 vs. Auburn (12/20/08), at Va. Tech (1/10/09)
 Career: 4 vs. Auburn (12/20/08), at Va. Tech (1/10/09)
 ACC: 4 at Virginia Tech (1/10/09)

STEALS


Season: --
 Career: --
 ACC: --

MINUTES

Season: 33 vs. Xavier (1/3/09)
 Career: 33 vs. Xavier (1/3/09)
 ACC: 28 vs. Boston College (2/4/09)

CAREER STATISTICS

Year	G-GS	Min-Avg.	FG-FGA	Pct.	3FG-3FGA	Pct.	FT-FTA	Pct.	Off-Def.	Reb-Avg.	PF-DQ	Ast	TO	Blk	Stl	Pts-Avg
2008-09	15-11	294-19.6	21-51	.412	0-0	.000	6-21	.286	30-54	84-5.6	50-2	6	12	28	0	48-3.2
ACC	8-7	167-20.9	11-29	.379	0-0	.000	1-8	.125	19-26	45-5.6	27-1	0	8	14	0	23-2.9
CAREER	15-11	294-19.6	21-51	.412	0-0	.000	6-21	.286	30-54	84-5.6	50-2	6	12	28	0	48-3.2
ACC	8-7	167-20.9	11-29	.379	0-0	.000	1-8	.125	19-26	45-5.6	27-1	0	8	14	0	23-2.9



WILL SHERRILL

#22

Sophomore • Forward • 6-9 • 221 • New York, N.Y. • Phillips Academy Andover

2008-09 SEASON:

- Had an assist vs. Hampton
- Made season debut vs. Radford and had a career-high three rebounds
- Played five minutes in the exhibition vs. Shepherd

SINGLE GAME BESTS

POINTS

Season: --
 Career: 3 vs. Longwood (12/7/07)
 ACC: --

REBOUNDS

Season: 3 vs. Radford (11/21/08)
 Career: 3 vs. Radford (11/21/08)
 ACC: --

FG MADE

Season: --
 Career: 1 on three occasions
 ACC: --

FG ATTEMPTS

Season: 2 vs. Radford (11/21/08)
 Career: 2 vs. Radford (11/21/08)
 ACC: 1 vs. North Carolina (1/15/09)

3 PT FG MADE

Season: --
 Career: 1 vs. Longwood (12/7/07)
 ACC: --

3 PT FG ATTEMPTS

Season: 1 vs. North Carolina (1/15/09)
 Career: 1 vs. Longwood (12/7/07), vs. UNC (1/15/09)
 ACC: 1 vs. North Carolina (1/15/09)

FT MADE

Season: --
 Career: --
 ACC: --

FT ATTEMPTS

Season: --
 Career: --
 ACC: --

ASSISTS

Season: 1 vs. Hampton (12/23/08)
 Career: 1 vs. Elon (12/22/07), vs. Hampton (12/23/08)
 ACC: --

TURNOVERS

Season: 1 vs. Radford (11/21/08), vs. Hampton (12/23/08)
 Career: 1 vs. Radford (11/21/08), vs. Hampton (12/23/08)
 ACC: --

BLOCKS

Season: --
 Career: --
 ACC: --

STEALS

Season: --
 Career: 1 vs. Northwestern (11/27/07)
 ACC: --

MINUTES

Season: 5 vs. Radford (11/21/08)
 Career: 5 vs. Radford (11/21/08)
 ACC: 2 at North Carolina (2/7/09)

2008-09 GAME-BY-GAME:

Opponent	GP-GS	FG-FGA	3FG-3FGA	FT-FTA	Off-Def	Total	A	TO	Blk	Stl	PF	Min	Pts
VMI	DNP												
USF	DNP												
Radford	1-0	0-2	0-0	0-0	2-1	3	0	1	0	0	1	5	0
Liberty	DNP												
at Syracuse	DNP												
at Minnesota	DNP												
Longwood	2-0	0-0	0-0	0-0	0-0	0	0	0	0	0	0	3	0
Auburn	DNP												
Hampton	3-0	0-0	0-0	0-0	0-0	0	1	1	0	0	0	3	0
at Georgia Tech	DNP												
Xavier	DNP												
Brown	4-0	0-0	0-0	0-0	0-0	0	0	0	0	0	0	2	0
at Va. Tech	DNP												
N. Carolina	5-0	0-1	0-1	0-0	0-0	0	0	0	0	0	0	1	0
at Maryland	DNP												
Florida State	DNP												
at Duke	6-0	0-0	0-0	0-0	0-0	0	0	0	0	0	1	1	0
Boston College	DNP												
at N. Carolina	7-0	0-0	0-0	0-0	0-0	0	0	0	0	0	0	2	0

CAREER STATISTICS

Year	G-GS	Min-Avg.	FG-FGA	Pct.	3FG-3FGA	Pct.	FT-FTA	Pct.	Off-Def.	Reb-Avg.	PF-DQ	Ast	TO	Blk	Stl	Pts-Avg
2007-08	7-0	12-1.7	3-3	1.000	1-1	1.000	0-0	.000	1-2	3-0.4	3-0	1	0	0	1	7-1.0
ACC	1-0	1-1.0	0-0	.000	0-0	.000	0-0	.000	0-0	0-0.0	0-0	0	0	0	0	0-0.0
2008-09	7-0	17-2.4	0-3	.000	0-1	.000	0-0	.000	2-1	3-0.4	2-0	1	2	0	0	0-0.0
ACC	3-0	4-1.3	0-1	.000	0-1	.000	0-0	.000	0-0	0-0.0	1-0	0	0	0	0	0-0.0
CAREER	14-0	29-2.1	3-6	.500	1-2	.500	0-0	.000	3-3	6-0.4	5-0	2	2	0	1	7-0.5
ACC	4-0	5-1.3	0-1	.000	0-1	.000	0-0	.000	0-0	0-0.0	1-0	0	0	0	0	0-0.0



TUNJI SOROYE

#21

Senior • Center • 6-11 • 252 • Dugbe Ibadan, Nigeria • Montrose Christian School

2008-09 SEASON:

- One of Virginia's tri-captains this season
- Had two points and three rebounds at North Carolina
- Had two points and two blocks vs. Hampton
- Had eight points, five rebounds, two blocks and two steals vs. Radford
- Had three points, six rebounds and two blocks vs. USF
- Had two points and one rebound in the exhibition vs. Shepherd

SINGLE GAME BESTS

POINTS

Season: 8 vs. Radford (11/21/08)
 Career: 12 vs. Fordham (12/7/05)
 ACC: 6 on three occasions

REBOUNDS

Season: 6 vs. USF (11/19/08)
 Career: 11 vs. Maryland (2/6/07)
 ACC: 11 vs. Maryland (2/6/07)

FG MADE

Season: 3 vs. Radford (11/21/08)
 Career: 4 vs. Fordham (12/7/05), vs. Albany (3/16/07)
 ACC: 3 vs. Florida State (1/11/06)

FG ATTEMPTS

Season: 5 vs. Radford (11/21/08)
 Career: 8 vs. Albany (3/16/07)
 ACC: 5 vs. Florida State (1/11/06)

3 PT FG MADE

Season: --
 Career: --
 ACC: --

3 PT FG ATTEMPTS

Season: --
 Career: --
 ACC: --

FT MADE

Season: 2 vs. Radford (11/21/08)
 Career: 4 on three occasions
 ACC: 4 vs. Clemson (1/7/06)

FT ATTEMPTS

Season: 2 vs. USF (11/19/08), vs. Radford (11/21/08)
 Career: 6 vs. Fordham (12/7/05)
 ACC: 5 vs. Florida State (2/17/07)

ASSISTS

Season: 1 vs. Hampton (12/23/08)
 Career: 1 on 14 occasions
 ACC: 1 on eight occasions

TURNOVERS

Season: 2 at North Carolina (2/7/09)
 Career: 4 at Virginia Tech (1/15/06)
 ACC: 4 at Virginia Tech (1/15/06)

BLOCKS

Season: 2 on three occasions
 Career: 5 vs. Duke (3/11/05)
 ACC: 5 vs. Duke (3/11/05)

STEALS

Season: 2 vs. Radford (11/21/08)
 Career: 2 on four occasions
 ACC: 2 vs. UNC (1/19/06), at FSU (2/18/06)

MINUTES


Season: 24 vs. Radford (11/21/08)
 Career: 33 vs. Clemson (1/7/06)
 ACC: 33 vs. Clemson (1/7/06)

2008-09 GAME-BY-GAME:

Opponent	GP-GS	FG-FGA	3FG-3FGA	FT-FTA	Off-Def	Total	A	TO	Blk	Stl	PF	Min	Pts
VMI	DNP												
USF	1-0	1-1	0-0	1-2	3-3	6	0	1	2	1	1	15	3
Radford	2-1	3-5	0-0	2-2	2-3	5	0	0	2	2	3	24	8
Liberty	DNP												
at Syracuse	3-1	0-1	0-0	0-0	0-1	1	0	0	0	0	3	10	0
at Minnesota	DNP												
Longwood	DNP												
Auburn	DNP												
Hampton	4-1	1-3	0-0	0-0	0-1	1	1	0	2	0	0	5	2
at Georgia Tech	5-1	0-0	0-0	0-0	0-0	0	0	0	0	0	0	1	0
Xavier	6-1	0-0	0-0	0-0	0-0	0	0	1	0	0	1	2	0
Brown	DNP												
at Va. Tech	7-1	0-1	0-0	0-0	1-0	1	0	1	0	0	0	3	0
N. Carolina	DNP												
at Maryland	DNP												
Florida State	8-1	0-0	0-0	0-0	0-0	0	0	0	0	0	0	4	0
at Duke	DNP												
Boston College	DNP												
at N. Carolina	9-1	1-2	0-0	0-0	2-1	3	0	2	0	0	2	13	2

CAREER STATISTICS

Year	G-GS	Min-Avg.	FG-FGA	Pct.	3FG-3FGA	Pct.	FT-FTA	Pct.	Off-Def.	Reb-Avg.	PF-DQ	Ast	TO	Blk	Stl	Pts-Avg
2004-05	21-2	120-5.7	4-10	.400	0-0	.000	4-7	.571	7-21	28-1.3	18-0	2	3	15	1	12-0.6
ACC	12-0	72-6.0	4-5	.800	0-0	.000	2-4	.500	4-12	16-1.3	14-0	2	2	8	1	10-0.8
2005-06	30-23	553-18.4	21-51	.412	0-0	.000	13-19	.684	36-70	106-3.5	88-7	4	38	37	10	55-1.8
ACC	16-16	290-18.1	9-26	.346	0-0	.000	6-9	.667	18-33	51-3.2	49-4	2	19	15	6	24-1.5
2006-07	28-11	391-14.0	18-35	.514	0-0	.000	24-39	.615	35-54	89-3.2	46-0	7	20	26	7	60-2.1
ACC	16-6	252-15.8	12-19	.632	0-0	.000	10-23	.435	27-30	57-3.6	29-0	4	10	14	2	34-2.1
2007-08	2-0	8-4.0	0-1	.000	0-0	.000	1-2	.500	2-1	3-1.5	2-0	0	2	0	0	1-0.5
ACC	0-0															
2008-09	9-1	77-8.6	6-13	.462	0-0	.000	3-4	.750	8-9	17-1.9	10-0	1	5	6	3	15-1.7
ACC	4-0	21-5.3	1-3	.333	0-0	.000	0-0	.000	3-1	4-1.0	2-0	0	3	0	0	2-0.5
CAREER	90-37	1149-12.8	49-110	.445	0-0	.000	45-71	.634	88-155	243-2.7	164-7	14	68	84	21	143-1.6
ACC	48-22	635-13.2	26-53	.491	0-0	.000	18-36	.500	52-76	128-2.7	94-4	8	34	37	9	70-1.5



SOLOMON TAT

#45

Junior • Guard/Forward • 6-5 • 223 • Jos Plateau, Nigeria • Community Christian School

2008-09 SEASON:

- Made first career start at North Carolina and had two points and two rebounds
- Had two points and two rebounds in a season-high 22 minutes vs. Boston College
- Had two points, one rebound, one assist and one steal vs. Brown
- Had two points and two rebounds vs. Xavier
- Made season debut vs. Radford
- Had three rebounds in the exhibition vs. Shepherd

SINGLE GAME BESTS

POINTS

Season: 2 on four occasions
 Career: 12 at Xavier (1/3/08)
 ACC: 8 at Virginia Tech (2/10/07)

REBOUNDS

Season: 2 on four occasions
 Career: 6 at Virginia Tech (2/10/07)
 ACC: 6 at Virginia Tech (2/10/07)

FG MADE

Season: 1 on three occasions
 Career: 3 at Virginia Tech (2/10/07), at Xavier (1/3/08)
 ACC: 3 at Virginia Tech (2/10/07)

FG ATTEMPTS

Season: 4 vs. Boston College (2/4/09)
 Career: 9 at Virginia Tech (2/10/07)
 ACC: 9 at Virginia Tech (2/10/07)

3 PT FG MADE

Season: --
 Career: --
 ACC: --

3 PT FG ATTEMPTS

Season: --
 Career: 1 on five occasions
 ACC: 1 on three occasions

FT MADE

Season: 2 vs. Xavier (1/3/09)
 Career: 6 at Xavier (1/3/08)
 ACC: 2 on four occasions

FT ATTEMPTS

Season: 2 vs. Xavier (1/3/09)
 Career: 9 at Xavier (1/3/08)
 ACC: 2 on five occasions

ASSISTS

Season: 1 on three occasions
 Career: 5 vs. Gonzaga (1/3/07)
 ACC: 2 at Clemson (1/28/07), at Wake (3/3/07)

TURNOVERS

Season: 2 at North Carolina (2/7/09)
 Career: 2 on five occasions
 ACC: 2 on three occasions

BLOCKS

Season: --
 Career: 1 vs. Longwood (2/13/07)
 ACC: --

STEALS

Season: 1 vs. Brown (1/6/09)
 Career: 2 vs. Stanford (1/7/07), vs. Md. (1/16/07)
 ACC: 2 vs. Maryland (1/16/07)

MINUTES


Season: 22 vs. Boston College (2/4/09)
 Career: 23 at Virginia Tech (2/10/07)
 ACC: 23 at Virginia Tech (2/10/07)

2008-09 GAME-BY-GAME:

Opponent	GP-GS	FG-FGA	3FG-3FGA	FT-FTA	Off-Def	Total	A	TO	Blk	Stl	PF	Min	Pts
VMI	DNP												
USF	DNP												
Radford	1-0	0-0	0-0	0-0	0-0	0	0	0	0	0	0	1	0
Liberty	2-0	0-0	0-0	0-0	0-0	0	0	0	0	0	0	0+	0
at Syracuse	DNP												
at Minnesota	DNP												
Longwood	DNP												
Auburn	DNP												
Hampton	DNP												
at Georgia Tech	DNP												
Xavier	3-0	0-0	0-0	2-2	0-2	2	1	0	0	0	2	9	2
Brown	4-0	1-1	0-0	0-0	0-1	1	1	0	0	1	0	6	2
at Va. Tech	DNP												
N. Carolina	5-0	0-0	0-0	0-0	0-0	0	0	0	0	0	0	2	0
at Maryland	6-0	0-0	0-0	0-0	0-0	0	0	1	0	0	2	4	0
Florida State	DNP												
at Duke	7-0	0-3	0-0	0-0	0-2	2	0	0	0	0	0	9	0
Boston College	8-0	1-4	0-0	0-0	1-1	2	0	0	0	0	5	22	2
at N. Carolina	9-1	1-2	0-0	0-0	1-1	2	1	2	0	0	1	14	2

CAREER STATISTICS

Year	G-GS	Min-Avg.	FG-FGA	Pct.	3FG-3FGA	Pct.	FT-FTA	Pct.	Off-Def.	Reb-Avg.	PF-DQ	Ast	TO	Blk	Stl	Pts-Avg
2006-07	20-0	165-8.3	14-40	.350	0-3	.000	12-19	.632	7-25	32-1.6	24-0	13	8	1	8	40-2.0
ACC	13-0	107-8.2	8-25	.320	0-1	.000	5-5	1.000	5-16	21-1.6	17-0	6	4	0	5	21-1.6
2007-08	15-0	100-6.7	11-24	.458	0-2	.000	13-17	.765	4-16	20-1.3	6-0	5	6	0	3	35-2.3
ACC	9-0	68-7.6	7-15	.467	0-2	.000	5-6	.833	1-12	13-1.4	4-0	3	4	0	3	19-2.1
2008-09	9-1	67-7.4	3-10	.300	0-0	.000	2-2	1.000	2-7	9-1.0	10-1	3	3	0	1	8-0.9
ACC	5-1	51-10.2	2-9	.222	0-0	.000	0-0	.000	2-4	6-1.2	8-1	1	3	0	0	4-0.8
CAREER	44-1	332-7.5	28-74	.378	0-5	.000	27-38	.711	13-48	61-1.4	40-1	21	17	1	12	83-1.9
ACC	27-1	226-8.4	17-49	.347	0-3	.000	10-11	.909	8-32	40-1.5	29-1	10	11	0	8	44-1.6



JAMIL TUCKER

#12

Junior • Forward • 6-9 • 241 • Gary, Ind. • West Side H.S.

2008-09 SEASON:

- Had 10 points vs. Florida State
- Scored a career-high 21 points at Maryland
- Had 12 points, five rebounds and two blocks vs. North Carolina
- Had a career-high three blocks at Virginia Tech
- Had eight points and five rebounds vs. Brown
- Had 15 points (6-7 FG, 3-3 3FG) at Georgia Tech, including the 3-pointer that tied the game with 14.7 seconds remaining in regulation to force overtime
- Had 10 points and six rebounds vs. Hampton
- Made first start of the season vs. Longwood and had his first career double-double (11 points, career-high 10 rebounds) and a career-high three assists
- Had a team-high 12 points on a career-high four 3-pointers at Minnesota
- Had four points and a team-high six rebounds vs. Radford
- Had 15 points and a team-high seven rebounds vs. USF
- Scored 14 points vs. VMI
- Had seven points in the exhibition vs. Shepherd

SINGLE GAME BESTS

POINTS

Season: 21 at Maryland (1/20/09)
 Career: 21 at Maryland (1/20/09)
 ACC: 21 at Maryland (1/20/09)

REBOUNDS

Season: 10 vs. Longwood (12/17/08)
 Career: 10 vs. Longwood (12/17/08)
 ACC: 9 at BC (1/13/07), at WF (2/9/08)

FG MADE

Season: 7 at Maryland (1/20/09)
 Career: 7 at Maryland (1/20/09)
 ACC: 7 at Maryland (1/20/09)

FG ATTEMPTS

Season: 13 vs. North Carolina (1/15/09)
 Career: 13 vs. North Carolina (1/15/09)
 ACC: 13 vs. North Carolina (1/15/09)

3 PT FG MADE

Season: 4 at Minn. (12/2/08), at Md. (1/20/09)
 Career: 4 at Minn. (12/2/08), at Md. (1/20/09)
 ACC: 4 at Maryland (1/20/09)

3 PT FG ATTEMPTS

Season: 8 at Minnesota (12/2/08)
 Career: 8 vs. ODU (3/24/08), at Minn. (12/2/08)
 ACC: 7 at Wake Forest (2/9/08)

FT MADE

Season: 5 vs. USF (11/19/08)
 Career: 5 vs. Hampton (12/19/07), vs. USF (11/19/08)
 ACC: 3 on three occasions

FT ATTEMPTS

Season: 8 vs. USF (11/19/08)
 Career: 8 vs. USF (11/19/08)
 ACC: 4 on four occasions

ASSISTS

Season: 3 vs. Longwood (12/17/08)
 Career: 3 vs. Longwood (12/17/08)
 ACC: 2 on four occasions

TURNOVERS

Season: 4 at Duke (2/1/09)
 Career: 4 at Duke (2/1/09)
 ACC: 4 at Duke (2/1/09)

BLOCKS

Season: 3 at Virginia Tech (1/10/09)
 Career: 3 at Virginia Tech (1/10/09)
 ACC: 3 at Virginia Tech (1/10/09)

STEALS

Season: 2 on three occasions
 Career: 2 on four occasions
 ACC: 2 at North Carolina (2/7/09)

MINUTES

Season: 27 vs. USF (11/19/08)
 Career: 30 at Wake Forest (2/9/08)
 ACC: 30 at Wake Forest (2/9/08)

2008-09 GAME-BY-GAME:

Opponent	GP-GS	FG-FGA	3FG-3FGA	FT-FTA	Off-Def	Total	A	TO	Blk	Stl	PF	Min	Pts
VMI	1-0	6-8	0-1	2-4	0-3	3	0	2	1	0	2	17	14
USF	2-0	4-8	2-3	5-8	0-7	7	1	0	1	0	0	27	15
Radford	3-0	2-6	0-0	0-0	3-3	6	0	2	0	1	4	16	4
Liberty	4-0	0-0	0-0	0-0	1-0	1	0	1	0	0	0	6	0
at Syracuse	5-0	0-2	0-0	0-0	1-1	2	0	0	0	0	0	2	0
at Minnesota	6-0	4-8	4-8	0-0	1-3	4	0	1	0	2	3	22	12
Longwood	7-1	4-12	1-3	2-3	2-8	10	3	0	1	0	2	24	11
Auburn	8-2	0-2	0-1	0-0	0-1	1	0	0	1	0	2	9	0
Hampton	9-3	3-7	1-5	3-5	2-4	6	0	1	1	0	2	22	10
at Georgia Tech	10-3	6-7	3-3	0-0	0-6	6	2	2	0	0	4	24	15
Xavier	11-3	0-1	0-1	0-0	0-0	0	0	1	0	0	2	10	0
Brown	12-3	3-5	1-3	1-2	2-3	5	2	1	1	2	2	23	8
at Va. Tech	13-3	2-8	1-4	0-0	0-2	2	0	1	3	0	4	18	5
N. Carolina	14-3	5-13	0-4	2-2	2-3	5	1	0	2	1	2	26	12
at Maryland	15-3	7-12	4-6	3-3	2-1	3	0	1	1	1	1	26	21
Florida State	16-3	3-5	2-2	2-2	2-0	2	1	2	0	1	2	11	10
at Duke	17-3	0-3	0-0	0-0	1-2	3	0	4	0	0	2	21	0
Boston College	18-4	1-3	0-2	1-2	2-2	4	0	0	0	1	1	13	3
at N. Carolina	19-4	2-8	2-4	0-0	0-2	2	1	2	0	2	3	17	6

CAREER STATISTICS

Year	G-GS	Min-Avg.	FG-FGA	Pct.	3FG-3FGA	Pct.	FT-FTA	Pct.	Off-Def.	Reb-Avg.	PF-DQ	Ast	TO	Blk	Stl	Pts-Avg
2006-07	29-0	291-10.0	32-73	.438	21-43	.488	15-27	.556	16-44	60-2.1	39-0	3	19	6	3	100-3.4
ACC	13-0	113-8.7	15-32	.469	11-19	.579	8-13	.615	7-20	27-2.1	20-0	0	9	0	1	49-3.8
2007-08	31-3	483-15.6	57-133	.429	31-84	.369	17-24	.708	19-84	103-3.3	62-0	17	21	12	7	162-5.2
ACC	16-2	256-16.0	32-75	.427	18-45	.400	9-14	.643	14-44	58-3.6	26-0	11	11	3	4	91-5.7
2008-09	19-4	334-17.6	52-118	.441	21-50	.420	21-31	.677	21-51	72-3.8	38-0	11	21	12	12	146-7.7
ACC	8-1	156-19.5	26-59	.441	12-25	.480	8-9	.889	9-18	27-3.4	19-0	5	12	6	6	72-9.0
CAREER	79-7	1108-14.0	141-324	.435	73-177	.412	53-82	.646	56-179	235-3.0	139-0	31	61	30	22	408-5.2
ACC	37-3	525-14.2	73-166	.440	41-89	.461	25-36	.694	30-82	112-3.0	65-0	16	32	9	11	212-5.7



SAMMY ZEGLINSKI

#13

Freshman • Guard • 6-0 • 179 • Philadelphia, Pa. • The William Penn Charter School

2008-09 SEASON:

- Leads the team in 3-point field goals made (27), assists (64) and steals (30)
- Had 11 points, five rebounds and two assists at North Carolina
- Had eight points and five assists at Duke
- Had a career-high five steals vs. Florida State
- Had a career-high eight assists at Virginia Tech
- Scored 14 points vs. Brown
- Had eight points and six assists vs. Xavier
- Had nine points, a career-high six rebounds, and six assists at Ga. Tech
- Had 11 points, four assists and four steals vs. Hampton
- Had nine points and five assists (all in the second half) vs. Auburn
- Had 14 points, four rebounds and four assists vs. Longwood
- Had 10 points at Minnesota
- Had 14 points and four rebounds at Syracuse
- Scored a career-high 24 points (8-13 FG, 6-10 3FG) vs. Liberty in 1st career start
- Scored all 24 of his points vs. Liberty in the second half
- Had 11 points and five rebounds vs. Radford
- Had nine points, five rebounds and four assists vs. USF
- Had 11 points, six assists and four rebounds vs. VMI
- Had six assists and five rebounds in the exhibition vs. Shepherd

2008-09 GAME-BY-GAME:

Opponent	GP-GS	FG-FGA	3FG-3FGA	FT-FTA	Off-Def	Total	A	TO	Blk	Stl	PF	Min	Pts
VMI	1-0	4-9	1-2	2-5	0-4	4	6	3	1	2	4	31	11
USF	2-0	2-7	1-3	4-4	1-4	5	4	1	0	1	4	22	9
Radford	3-0	4-8	0-1	3-3	0-5	5	1	2	0	1	3	26	11
Liberty	4-1	8-13	6-10	2-3	0-2	2	4	5	0	2	0	31	24
at Syracuse	5-2	6-12	2-5	0-0	0-4	4	2	5	0	2	5	29	14
at Minnesota	6-3	4-8	2-5	0-0	1-0	1	2	5	0	0	3	27	10
Longwood	7-4	5-8	3-5	1-2	0-4	4	4	3	0	1	3	24	14
Auburn	8-5	4-14	1-8	0-0	0-1	1	5	1	0	1	3	26	9
Hampton	9-6	3-8	3-4	2-2	1-2	3	4	3	1	4	0	30	11
at Georgia Tech	10-7	3-10	3-9	0-0	1-5	6	6	3	0	1	3	39	9
Xavier	11-8	3-12	2-5	0-0	0-2	2	6	2	0	2	5	27	8
Brown	12-9	7-12	0-1	0-0	0-2	2	2	2	0	2	3	29	14
at Va. Tech	13-10	2-7	0-4	0-2	0-2	2	8	2	0	0	2	31	4
N. Carolina	14-11	1-8	1-6	0-0	1-1	2	1	4	0	0	3	26	3
at Maryland	15-12	0-4	0-3	0-0	0-0	0	1	3	0	0	3	19	0
Florida State	16-13	2-5	0-2	4-8	0-2	2	0	4	0	5	2	18	8
at Duke	17-14	4-9	0-3	0-0	1-1	2	5	3	0	2	2	32	8
Boston College	18-15	1-5	0-2	1-2	1-0	1	1	0	0	3	1	14	3
at N. Carolina	19-15	4-11	2-6	1-2	1-4	5	2	1	0	1	2	31	11

SINGLE GAME BESTS

POINTS

Season: 24 vs. Liberty (11/25/08)
 Career: 24 vs. Liberty (11/25/08)
 ACC: 11 at North Carolina (2/7/09)

REBOUNDS

Season: 6 at Georgia Tech (12/28/08)
 Career: 6 at Georgia Tech (12/28/08)
 ACC: 6 at Georgia Tech (12/28/08)

FG MADE

Season: 8 vs. Liberty (11/25/08)
 Career: 8 vs. Liberty (11/25/08)
 ACC: 4 at Duke (2/1/09), at UNC (2/7/09)

FG ATTEMPTS

Season: 14 vs. Auburn (12/20/08)
 Career: 14 vs. Auburn (12/20/08)
 ACC: 11 at North Carolina (2/7/09)

3 PT FG MADE

Season: 6 vs. Liberty (11/25/08)
 Career: 6 vs. Liberty (11/25/08)
 ACC: 3 at Georgia Tech (12/28/08)

3 PT FG ATTEMPTS

Season: 10 vs. Liberty (11/25/08)
 Career: 10 vs. Liberty (11/25/08)
 ACC: 9 at Georgia Tech (12/28/08)

FT MADE

Season: 4 vs. USF (11/19/08), vs. FSU (1/24/09)
 Career: 4 vs. USF (11/19/08), vs. FSU (1/24/09)
 ACC: 4 vs. Florida State (1/24/09)

FT ATTEMPTS

Season: 8 vs. Florida State (1/24/09)
 Career: 8 vs. Florida State (1/24/09)
 ACC: 8 vs. Florida State (1/24/09)

ASSISTS

Season: 8 at Virginia Tech (1/10/09)
 Career: 8 at Virginia Tech (1/10/09)
 ACC: 8 at Virginia Tech (1/10/09)

TURNOVERS

Season: 5 on three occasions
 Career: 5 on three occasions
 ACC: 4 vs. UNC (1/15/09), vs. FSU (1/24/09)

BLOCKS

Season: 1 vs. VMI (11/16/08), vs. Hampton (12/23/08)
 Career: 1 on three occasions
 ACC: --

STEALS

Season: 5 vs. Florida State (1/24/09)
 Career: 5 vs. Florida State (1/24/09)
 ACC: 5 vs. Florida State (1/24/09)

MINUTES

Season: 39 at Georgia Tech (12/28/08)
 Career: 39 at Georgia Tech (12/28/08)
 ACC: 39 at Georgia Tech (12/28/08)

CAREER STATISTICS

Year	G-GS	Min-Avg.	FG-FGA	Pct.	3FG-3FGA	Pct.	FT-FTA	Pct.	Off-Def.	Reb-Avg.	PF-DQ	Ast	TO	Blk	Stl	Pts-Avg
2007-08	8-0	62-7.8	3-12	.250	1-7	.143	0-2	.000	3-6	9-1.1	8-0	15	9	1	3	7-0.9
ACC	0-0															
2008-09	19-15	512-26.9	67-170	.394	27-84	.321	20-33	.606	8-45	53-2.8	51-2	64	52	2	30	181-9.5
ACC	8-7	210-26.3	17-59	.288	6-35	.171	6-14	.429	5-15	20-2.5	18-0	24	20	0	12	46-5.8
CAREER	27-15	574-21.3	70-182	.385	28-91	.308	20-35	.571	11-51	62-2.3	59-2	79	61	3	33	188-7.0
ACC	8-7	210-26.3	17-59	.288	6-35	.171	6-14	.429	5-15	20-2.5	18-0	24	20	0	12	46-5.8



2008-09 VIRGINIA BASKETBALL

VIRGINIA TEAM AND INDIVIDUAL HIGHS FOR THE 2008-09 SEASON:

TEAM			INDIVIDUAL		
Points:	107	vs. VMI (107-97)	Points:	32	Syven Landesberg vs. Boston College
FG Att:	82	vs. UNC (25-82)	FG Att:	23	Syven Landesberg vs. Boston College
FG Made:	43	vs. VMI (43-79)	FG Made:	13	Syven Landesberg vs. Boston College
FG %:	54.4	vs. VMI (43-79)	FG % ⁽¹⁾ :	85.7	Jamil Tucker (6-7) at Georgia Tech
3-FG Att:	32	vs. Liberty (13-32)	3-FG Att:	10	Sammy Zeglinski (6-10) vs. Liberty
3-FG Made:	13	vs. Liberty (13-32)	3-FG Made:	6	Sammy Zeglinski (6-10) vs. Liberty
3-FG %:	50.0	at North Carolina (10-20)	3-FG % ⁽²⁾ :	100.0	Jamil Tucker (3-3) at Georgia Tech
FT Att:	30	vs. Florida St. (24-30)	FT Att:	14	Syven Landesberg (10-14) vs. Auburn
					Syven Landesberg (14-14) vs. Florida State
FT Made:	24	vs. Florida St. (24-30)	FT Made:	14	Syven Landesberg (14-14) vs. Florida State
FT %:	85.7	at Maryland (18-21)	FT % ⁽¹⁾ :	100.0	Syven Landesberg (14-14) vs. Florida State
Rebounds:	50	vs. VMI, vs. UNC	Rebounds:	18	Mike Scott vs. VMI
Assists:	24	vs. VMI	Assists:	8	Syven Landesberg vs. VMI
					Sammy Zeglinski at Virginia Tech
Turnovers:	23	at Duke	Turnovers:	6	Syven Landesberg vs. Longwood
					Syven Landesberg at Virginia Tech
					Syven Landesberg vs. Florida State
Blocks:	10	vs. Hampton, at VT	Blocks:	4	Assane Sene vs. Auburn
					Assane Sene at Virginia Tech
Steals:	13	vs. Boston College	Steals:	5	Sammy Zeglinski vs. Florida State
Fouls:	28	at Georgia Tech			

OPPONENT TEAM AND INDIVIDUAL HIGHS FOR THE 2008-09 SEASON:

TEAM			INDIVIDUAL		
Points:	97	VMI (107-97)	Points:	31	Chavis Holmes, VMI
FG Att:	79	VMI (37-79)	FG Att:	23	Dominique Jones (10-23), USF
FG Made:	37	VMI (37-79)	FG Made:	11	Chavis Holmes (11-20), VMI
FG %:	56.6	Liberty (30-53)	FG % ⁽¹⁾ :	83.3	Colton Iverson (5-6), at Minnesota
3-FG Att:	31	VMI (9-31)	3-FG Att:	10	Tay Waller (2-10), Auburn
					Lewis Clinch (3-10), at Georgia Tech
3-FG Made:	13	Liberty (13-26)	3-FG Made:	6	Kyle Ohman (6-8), Liberty
3-FG %:	53.3	Florida State (8-15)	3-FG % ⁽²⁾ :	100.0	Ty Lawson (3-3), North Carolina
FT Att:	38	at Syracuse (27-38)	FT Att:	17	Tyler Hansbrough (15-17), North Carolina
FT Made:	27	at Syracuse (27-38)	FT Made:	15	Tyler Hansbrough (15-17), North Carolina
FT %:	93.3	VMI (14-15)	FT % ⁽¹⁾ :	100.0	Tyrese Rice (8-8), Boston College
Rebounds:	50	at Georgia Tech	Rebounds:	13	Korvotney Barber, Auburn
					Tyler Hansbrough, at North Carolina
Assists:	22	at North Carolina	Assists:	11	Eric Hayes, at Maryland
Turnovers:	22	Florida State	Turnovers:	7	Iman Shumpert, at Georgia Tech
Blocks:	10	Radford, UNC	Blocks:	6	Eric Hall, Radford
Steals:	15	VMI	Steals:	5	Al Nolen, at Minnesota
Fouls:	28	VMI			

VIRGINIA AND OPPONENT TEAM LOWS FOR THE 2008-09 SEASON:

VIRGINIA			OPPONENT		
Points:	54	at Duke (54-79)	Points:	48	Hampton (74-48)
FG Att:	48	vs. Florida State (17-48)	FG Att:	45	at Syracuse (21-45)
FG Made:	16	at Minnesota (16-51)	FG Made:	18	Brown (18-51)
FG %:	30.5	vs. N.Carolina (25-82)	FG %:	28.8	Hampton (19-66)
3-FG Att:	9	vs. Radford (1-9)	3-FG Att:	10	at Virginia Tech (5-10), at Maryland (5-10)
3-FG Made:	1	vs. Radford (1-9)	3-FG Made:	4	Radford (4-12)
					at Syracuse (4-13)
3-FG %:	7.1	vs. Boston College (1-14)	3-FG %:	22.2	Auburn (6-27)
FT Att:	7	at North Carolina (5-7)	FT Att:	9	Brown (7-9)
FT Made:	5	at North Carolina (5-7)	FT Made:	5	Hampton (5-12)
FT %:	61.9	vs. Brown (13-21)	FT %:	41.7	Hampton (5-12)
Rebounds:	25	vs. Florida State	Rebounds:	23	Liberty, Longwood
Assists:	4	vs. Radford	Assists:	7	Radford
Turnovers:	7	vs. Brown, vs. BC	Turnovers:	9	North Carolina, at Duke
Blocks:	1	vs. Liberty	Blocks:	0	Liberty
Steals:	2	vs. Longwood, at Ga. Tech	Steals:	2	USF, BC
Fouls:	12	vs. Hampton	Fouls:	9	North Carolina, at North Carolina

(1) - Min. 5 made; (2) Min. 3 made



2008-09 VIRGINIA BASKETBALL

THE CAVALIERS' RECORD IN 2008-09 WHEN UVa:

leads at halftime.....	5-1
trails at halftime.....	1-11
tied at halftime.....	1-0
goes into overtime.....	1-0
leads by 10 or more points.....	5-1
trails by 10 or more points.....	0-10
shoots 50% or better.....	2-1
shoots less than 50%.....	5-11
shoots less than 45%.....	4-9
shoots less than 40%.....	1-7
opponent shoots 50% or better.....	0-4
opponent shoots less than 50%.....	7-8
opponent shoots less than 45%.....	5-6
opponent shoots less than 40%.....	4-1
has higher FG% than opponent.....	5-2
has lower FG% than opponent.....	2-10
has same FG% as opponent.....	0-0
outrebounds its opponent.....	5-6
is outrebounded by opponent.....	1-6
has same rebounds as opponent.....	1-0
has more offensive rebounds than opponent.....	5-6
has fewer offensive rebounds than opponent.....	2-6
has same offensive rebounds as opponent.....	0-0
has fewer turnovers than opponent.....	4-3
has more turnovers than opponent.....	3-7
has same turnovers as opponent.....	0-2
has fewer than 10 turnovers.....	1-1
opponent has fewer than 10 turnovers.....	0-2
shoots more FTs than opponent.....	5-3
shoots fewer FTs than opponent.....	2-9
shoots the same FTs as opponent.....	0-0
has game decided by 10 points or less.....	4-7
has game decided by 5 points or less.....	3-4
scores <60 points.....	0-3
scores 60-69 points.....	1-3
scores 70-79 points.....	3-5
scores 80-89 points.....	1-1
scores 90+ points.....	2-0
allows <60 points.....	2-1
allows 60-69 points.....	2-1
allows 70-79 points.....	1-5
allows 80-89 points.....	1-5
allows 90+ points.....	1-0
wins the tip.....	7-1
loses the tip.....	0-11

VIRGINIA IN ITS 7 WINS:

UVa's FG percentage.....	45.2 (212-469)
UVa's FT percentage.....	71.9 (120-167)
UVa's 3FG percentage.....	28.6 (34-119)
UVa's offensive rebounds /game.....	15.7 (110)
UVa's rebounds/game.....	44.4 (311)
UVa's rebound margin/game.....	+8.3 (44.4-36.1)
UVa's assists/game.....	13.4 (94)
UVa's turnovers/game.....	13.4 (94)
UVa's points/game.....	82.6 (578)
Opponent's FG percentage.....	40.4 (186-460)
Opponent's points./game.....	68.7 (481)
Opponent's turnovers/game.....	14.9 (104)
Opponent's FT attempts/game.....	16.7 (117)

VIRGINIA IN ITS 12 LOSSES:

UVa's FG percentage.....	39.0 (277-711)
UVa's FT percentage.....	77.2 (173-224)
UVa's 3FG percentage.....	30.5 (68-223)
UVa's offensive rebounds /game.....	12.1 (145)
UVa's rebounds/game.....	34.8 (418)
UVa's rebound margin/game.....	-1.2 (34.8-36.0)
UVa's assists/game.....	12.1 (145)
UVa's turnovers/game.....	14.7 (176)
UVa's points/game.....	66.2 (795)
Opponent's FG percentage.....	45.7 (318-696)
Opponent's points./game.....	76.7 (920)
Opponent's turnovers/game.....	13.0 (156)
Opponent's FT attempts/game.....	22.6 (271)



2008-09 VIRGINIA BASKETBALL

VIRGINIA'S LEADING PERFORMERS IN 2008-09 ...

OPPONENT	SCORE	POINTS	REBOUNDS	ASSISTS
VMI	107-97	Landesberg (28)	Scott (18)	Landesberg (8)
USF	77-75	Landesberg (21)	Tucker (7)	Zeglinski (4)
Radford	68-66	Landesberg (22)	Tucker (6)	Four players (1)
Liberty	82-86	Zeglinski (24)	Scott (17)	Baker (5)
at Syracuse	70-73	Landesberg (16)	Scott (10)	Scott (4)
at Minnesota	56-66	Tucker (12)	Landesberg (6), Scott (6)	Five Players (2)
Longwood	90-61	Landesberg (20)	Tucker (10)	Zeglinski (4)
Auburn	56-58	Landesberg (22)	Sene (9)	Zeglinski (5)
Hampton	74-48	Scott (17)	Scott (15)	Zeglinski (4)
at Georgia Tech	88-84 (ot)	Landesberg (26)	Scott (10)	Zeglinski (6)
Xavier	70-84	Landesberg (25)	Sene (11)	Zeglinski (6)
Brown	74-50	Scott (15)	Scott (10)	Baker (3)
at Virginia Tech	75-78	Landesberg (20)	Sene (8), Landesberg (8)	Zeglinski (8)
North Carolina	61-83	Tucker (12)	Sene (10)	Farrakhan (4)
at Maryland	78-84	Tucker (21)	Landesberg (11)	Landesberg (3), Baker (3)
Florida State	62-73	Landesberg (24)	Landesberg (6)	Baker (3)
at Duke	54-79	Landesberg (20)	Jones (5)	Zeglinski (5)
Boston College	70-80	Landesberg (32)	Sene (13)	Baker (4)
at North Carolina	61-76	Jones (19)	Landesberg (5), Zeglinski (5)	Landesberg (5), Jones (5)

ADDITIONAL TEAM INFORMATION ...

Led in scoring:	Landesberg (12), Tucker (3), Scott (2), Jones (1), Zeglinski (1)
Led in rebounding:	Scott (7), Landesberg (5), Sene (5), Tucker (3), Jones (1), Zeglinski (1)
Led in assists:	Zeglinski (10), Baker (7), Landesberg (4), Scott (3), Farrakhan (2), Diane (1), Jones (1)
20-point or more games (14):	Landesberg (11), Scott (1), Tucker (1), Zeglinski (1)
Double figure scoring (60):	Landesberg (15), Scott (11), Tucker (9), Zeglinski (9), Baker (6), Farrakhan (4), Jones (3), Diane (2), Meynsse (1)
Double figure rebounds (12):	Scott (7), Sene (3), Landesberg (1), Tucker (1)
Double-doubles (7):	Scott (6), Tucker (1)
Largest halftime lead:	15 vs. Longwood, Dec. 17 (42-27)
Largest halftime deficit:	22 at Duke, Feb. 1 (21-43)
Largest halftime deficit overcome in a victory:	2 vs. Radford, Nov. 21 (27-29)
Largest halftime lead surrendered in a loss:	11 at Syracuse, Nov. 28 (40-29)
Largest deficit overcome in a victory:	8 vs. USF, Nov. 19 (USF led 10-2 @ 14:59 1st half)
Largest lead surrendered in a loss:	13 at Syracuse, Nov. 28 (UVA led 40-27 @ 0:30 1st half)
Largest deficit at any time:	28 vs. Xavier, Jan. 3 (XU led 60-32 @ 13:00 2nd half)
Largest lead at any time:	29 vs. Longwood, Dec. 17 (UVA led 90-61 @ 0:31 2nd half)
Most consecutive points scored:	16 vs. Longwood
Most consecutive points allowed:	19 by Xavier

The Automated ScoreBook
Virginia Season Schedule/Results & Leaders (as of Feb 07, 2009)
All games

RECORD:	OVERALL	HOME	AWAY	NEUTRAL
ALL GAMES	7-12	6-6	1-6	0-0
CONFERENCE	1-7	0-3	1-4	0-0
NON-CONFERENCE	6-5	6-3	0-2	0-0

Date	Opponent	Score	Att.	High Points	High Rebounds
11/16/08	VMI	W 107-97	9955	(28)Sylvan Landesberg	(18)Mike Scott
11/19/08	USF	W 77-75	8810	(21)Sylvan Landesberg	(7)Jamil Tucker
11/21/08	RADFORD	W 68-66	10311	(22)Sylvan Landesberg	(6)Jamil Tucker
11/25/08	LIBERTY	82-86 L	9263	(24)Sammy Zeglinski	(17)Mike Scott
11/28/08	at Syracuse	70-73 L	22096	(16)Sylvan Landesberg	(10)Mike Scott
12/02/08	at Minnesota	56-66 L	12424	(12)Jamil Tucker	(6)Sylvan Landesberg (6)Mike Scott
12/17/08	LONGWOOD	W 90-61	8543	(20)Sylvan Landesberg	(10)Jamil Tucker
12/20/08	AUBURN	56-58 L	11070	(22)Sylvan Landesberg	(9)Assane Sene
12/23/08	HAMPTON	W 74-48	9158	(17)Mike Scott	(15)Mike Scott
12/28/08	*at Georgia Tech	WOT 88-84	7230	(26)Sylvan Landesberg	(10)Mike Scott
01/03/09	XAVIER	70-84 L	10174	(25)Sylvan Landesberg	(11)Assane Sene
01/06/09	BROWN	W 74-50	8357	(15)Mike Scott	(10)Mike Scott
01/10/09	*at Virginia Tech	75-78 L	9847	(20)Sylvan Landesberg	(8)Sylvan Landesberg (8)Assane Sene
01/15/09	*NORTH CAROLINA	61-83 L	13811	(12)Jamil Tucker	(10)Assane Sene
01/20/09	*at Maryland	78-84 L	16205	(21)Jamil Tucker	(11)Sylvan Landesberg
01/24/09	*FLORIDA STATE	62-73 L	10981	(24)Sylvan Landesberg	(6)Sylvan Landesberg
2/1/09	*at Duke	54-79 L	9314	(20)Sylvan Landesberg	(5)Jeff Jones
02/04/09	*BOSTON COLLEGE	70-80 L	9631	(32)Sylvan Landesberg	(13)Assane Sene
02/07/09	*at North Carolina	61-76 L	20879	(19)Jeff Jones	(5)Sammy Zeglinski (5)Sylvan Landesberg

* - Conference game

Attendance Summary	Games	Attend	Avg/Game
Home	12	120064	10005
Away	7	97995	13999
Neutral	0	0	0
Total	19	218059	11477

The Automated ScoreBook
Virginia Points-Rebounds-Assists (as of Feb 07, 2009)
All games

Opponent	Date	Score		02	04	05	12	13	15	21
				FARRAKHAN	BAKER,CALV	SENE,ASSAN	TUCKER,JAM	ZEGLINSKI,	LANDESBER	SOROYE,TUN
VMI	11/16/08	107-97	w	2-0-0	4-5-7	DNP	14-3-0	11-4-6	28-8-8	DNP
USF	11/19/08	77-75	w	0-0-0	3-1-2	DNP	15-7-1	9-5-4	21-4-0	3-6-0
RADFORD	11/21/08	68-66	w	0-1-0	9-0-1	DNP	4-6-0	11-5-1	22-4-0	8-5-0
LIBERTY	11/25/08	82-86	L	5-0-1	15-3-5	DNP	0-1-0	24-2-4	17-9-2	DNP
at Syracuse	11/28/08	70-73	L	2-0-0	14-3-3	1-1-1	0-2-0	14-4-2	16-3-3	0-1-0
at Minnesota	12/02/08	56-66	L	4-2-2	9-2-2	2-4-0	12-4-0	10-1-2	10-6-2	DNP
LONGWOOD	12/17/08	90-61	w	5-0-0	14-6-3	6-5-1	11-10-3	14-4-4	20-9-1	DNP
AUBURN	12/20/08	56-58	L	DNP	9-4-4	2-9-2	0-1-0	9-1-5	22-6-1	DNP
HAMPTON	12/23/08	74-48	w	10-1-2	5-3-3	2-6-0	10-6-0	11-3-4	9-3-3	2-1-1
at Georgia Tech	12/28/08	88-84	w	12-1-1	13-5-0	2-1-0	15-6-2	9-6-6	26-6-5	0-0-0
XAVIER	01/03/09	70-84	L	5-1-0	0-1-0	6-11-1	0-0-0	8-2-6	25-7-4	0-0-0
BROWN	01/06/09	74-50	w	9-1-1	0-2-3	6-3-1	8-5-2	14-2-2	4-5-0	DNP
at Virginia Tech	01/10/09	75-78	L	17-0-0	3-1-2	6-8-0	5-2-0	4-2-8	20-8-5	0-1-0
NORTH CAROLINA	01/15/09	61-83	L	10-1-4	11-1-2	2-10-0	12-5-1	3-2-1	2-4-1	DNP
at Maryland	01/20/09	78-84	L	2-1-1	16-0-3	4-7-0	21-3-0	0-0-1	7-11-3	DNP
FLORIDA STATE	01/24/09	62-73	L	0-1-0	6-4-3	0-1-0	10-2-1	8-2-0	24-6-2	0-0-0
at Duke	2/1/09	54-79	L	2-1-1	3-2-1	4-2-0	0-3-0	8-2-5	20-2-1	DNP
BOSTON COLLEGE	02/04/09	70-80	L	0-0-0	8-0-4	5-13-0	3-4-0	3-1-1	32-6-3	DNP
at North Carolina	02/07/09	61-76	L	DNP	3-3-2	0-3-0	6-2-1	11-5-2	16-5-5	2-3-0

Opponent	Date	Score		22	23	24	25	32	45	55
				SHERRILL,W	JONES,JEFF	DIANE,MAMA	BRANDENBU	SCOTT,MIKE	TAT,SOLOMO	MEYINSSE,J
VMI	11/16/08	107-97	w	DNP	8-3-2	14-7-1	DNP	26-18-0	DNP	DNP
USF	11/19/08	77-75	w	DNP	3-0-1	13-3-1	DNP	10-6-1	DNP	0-0-0
RADFORD	11/21/08	68-66	w	0-3-0	6-2-0	3-5-1	0-1-0	5-5-1	0-0-0	0-0-0
LIBERTY	11/25/08	82-86	L	DNP	10-1-3	0-2-2	DNP	9-17-1	0-0-0	2-1-0
at Syracuse	11/28/08	70-73	L	DNP	3-2-1	0-2-0	DNP	10-10-4	DNP	10-8-0
at Minnesota	12/02/08	56-66	L	DNP	DNP	4-1-1	DNP	0-6-2	DNP	5-5-0
LONGWOOD	12/17/08	90-61	w	0-0-0	7-3-0	3-1-0	2-1-0	8-6-0	DNP	0-1-0
AUBURN	12/20/08	56-58	L	DNP	5-1-1	0-0-0	DNP	9-3-0	DNP	0-1-0
HAMPTON	12/23/08	74-48	w	0-0-1	2-1-1	4-3-0	2-2-0	17-15-1	DNP	0-0-0
at Georgia Tech	12/28/08	88-84	w	DNP	0-0-0	0-1-1	DNP	11-10-1	DNP	0-2-0
XAVIER	01/03/09	70-84	L	DNP	1-0-0	7-2-0	DNP	16-5-0	2-2-1	0-0-0
BROWN	01/06/09	74-50	w	0-0-0	3-3-0	7-1-1	2-1-0	15-10-0	2-1-1	4-3-1
at Virginia Tech	01/10/09	75-78	L	DNP	DNP	4-2-0	DNP	16-6-0	DNP	0-0-0
NORTH CAROLINA	01/15/09	61-83	L	0-0-0	6-4-0	4-5-0	0-0-0	11-7-0	0-0-0	0-1-0
at Maryland	01/20/09	78-84	L	DNP	0-0-0	9-1-2	0-0-0	16-10-0	0-0-0	3-1-0
FLORIDA STATE	01/24/09	62-73	L	DNP	8-1-0	3-1-1	DNP	2-4-1	DNP	1-2-0
at Duke	2/1/09	54-79	L	0-0-0	3-5-2	0-2-0	DNP	10-4-0	0-2-0	4-2-0
BOSTON COLLEGE	02/04/09	70-80	L	DNP	10-5-0	0-0-0	DNP	7-0-0	2-2-0	0-0-0
at North Carolina	02/07/09	61-76	L	0-0-0	19-4-5	DNP	0-0-0	2-2-1	2-2-1	DNP

The Automated ScoreBook
Virginia Team Game-by-Game Comparison (as of Feb 07, 2009)
All games

Opponent	1st	2nd	Score	Mar	Total FG	FG Pct	3-Pointers	3FG Pct	Free Throws	FT Pct	Rebounds	Assist	T/Over	Block	Steal	Fouls
VMI	51/45	56/52	107-97	+10	43-79/37-79	.544/.468	3-16/9-31	.188/.290	18-28/14-15	.643/.933	50/35 +15	24/17	20/19	4/3	12/15	14/28
USF	34/34	43/41	77-75	+2	27-67/32-65	.403/.492	5-19/5-15	.263/.333	18-28/6-12	.643/.500	39/39 -	10/13	10/14	3/4	8/2	15/19
RADFORD	27/29	41/37	68-66	+2	24-65/24-62	.369/.387	1-9/4-12	.111/.333	19-24/14-25	.792/.560	43/40 +3	4/7	14/15	3/10	6/3	24/25
LIBERTY	32/35	50/51	82-86	(4)	27-58/30-53	.466/.566	13-32/13-26	.406/.500	15-19/13-20	.789/.650	37/23 +14	18/21	14/11	1/0	5/5	18/17
Syracuse	40/29	30/44	70-73	(3)	27-64/21-45	.422/.467	4-14/4-13	.286/.308	12-17/27-38	.706/.711	38/33 +5	14/15	12/15	2/9	10/6	27/15
Minnesota	29/32	27/34	56-66	(10)	16-51/22-53	.314/.415	6-20/6-24	.300/.250	18-22/16-21	.818/.762	40/32 +8	11/15	19/12	2/7	5/10	20/15
LONGWOOD	42/27	48/34	90-61	+29	33-64/25-65	.516/.385	6-16/5-22	.375/.227	18-24/6-11	.750/.545	49/23 +26	12/12	17/13	5/5	2/6	14/21
AUBURN	21/32	35/26	56-58	(2)	18-49/22-64	.367/.344	5-18/6-27	.278/.222	15-21/8-15	.714/.533	30/44 (14)	13/9	12/12	6/4	8/6	14/17
HAMPTON	38/27	36/21	74-48	+26	25-62/19-66	.403/.288	7-23/5-22	.304/.227	17-20/5-12	.850/.417	47/37 +10	16/11	13/14	10/7	6/6	12/18
Georgia Tech	44/37	30/37	88-84	+4	31-70/31-72	.443/.431	9-23/6-18	.391/.333	17-22/16-33	.773/.485	42/50 (8)	16/11	13/12	6/4	2/7	28/21
XAVIER	26/42	44/42	70-84	(14)	24-64/29-65	.375/.446	5-15/9-22	.333/.409	17-21/17-25	.810/.680	35/44 (9)	12/15	12/10	3/5	4/4	23/19
BROWN	39/29	35/21	74-50	+24	29-62/18-51	.468/.353	3-13/7-17	.231/.412	13-21/7-9	.619/.778	41/29 +12	12/12	7/17	6/4	9/5	15/14
Virginia Tech	33/40	42/38	75-78	(3)	29-55/28-63	.527/.444	7-17/5-10	.412/.500	10-15/17-25	.667/.680	33/32 +1	15/12	17/11	10/3	3/7	23/15
NORTH CAROLINA	36/50	25/33	61-83	(22)	25-82/27-64	.305/.422	4-27/5-14	.148/.357	7-9/24-28	.778/.857	50/47 +3	9/21	10/9	6/10	4/3	17/9
Maryland	30/45	48/39	78-84	(6)	27-59/29-54	.458/.537	6-20/5-10	.300/.500	18-21/21-24	.857/.875	35/25 +10	10/20	19/13	2/3	3/11	21/16
FLORIDA STATE	16/30	46/43	62-73	(11)	17-48/27-54	.354/.500	4-14/8-15	.286/.533	24-30/11-13	.800/.846	25/31 (6)	8/16	19/22	4/4	12/9	13/22
Duke	21/43	33/36	54-79	(25)	21-49/31-67	.429/.463	3-12/9-27	.250/.333	9-13/8-14	.692/.571	29/34 (5)	10/15	23/9	3/3	4/9	18/17
BOSTON COLLEGE	22/42	48/38	70-80	(10)	23-69/24-47	.333/.511	1-14/6-17	.071/.353	23-29/26-31	.793/.839	32/41 (9)	8/13	7/20	5/5	13/2	26/22
North Carolina	25/33	36/43	61-76	(15)	23-63/28-67	.365/.418	10-20/9-25	.500/.360	5-7/11-17	.714/.647	34/46 (12)	17/22	12/12	3/6	9/5	16/9

Note: Game totals are displayed in the format TEAM/OPPONENT for each category

The Automated ScoreBook
Virginia Game-by-Game Highs (as of Feb 07, 2009)
All games

Opponent	Date	Score	Points	Rebounds	Assists	Steals	Blocked shots
VMI	11/16/08	107-97	28-Sylvan Landesberg	18-Mike Scott	8-Sylvan Landesberg	4-Calvin Baker	1-Sammy Zeglinski Mamadi Diane Jamil Tucker Jeff Jones
USF	11/19/08	77-75	21-Sylvan Landesberg	7-Jamil Tucker	4-Sammy Zeglinski	3-Sylvan Landesberg	2-Tunji Soroye
RADFORD	11/21/08	68-66	22-Sylvan Landesberg	6-Jamil Tucker	1-Sammy Zeglinski Calvin Baker Mamadi Diane Mike Scott	2-Tunji Soroye	2-Tunji Soroye
LIBERTY	11/25/08	82-86	24-Sammy Zeglinski	17-Mike Scott	5-Calvin Baker	2-Jeff Jones Sammy Zeglinski	1-Mamadi Diane
at Syracuse	11/28/08	70-73	16-Sylvan Landesberg	10-Mike Scott	4-Mike Scott	4-Calvin Baker	1-Jerome Meyinsse Assane Sene
at Minnesota	12/02/08	56-66	12-Jamil Tucker	6-Mike Scott Sylvan Landesberg	2-Sammy Zeglinski Mike Scott Sylvan Landesberg Mustapha Farrakhan Calvin Baker	2-Mustapha Farrakhan Jamil Tucker	1-Mamadi Diane Jerome Meyinsse
LONGWOOD	12/17/08	90-61	20-Sylvan Landesberg	10-Jamil Tucker	4-Sammy Zeglinski	1-Calvin Baker Sammy Zeglinski	2-Assane Sene
AUBURN	12/20/08	56-58	22-Sylvan Landesberg	9-Assane Sene	5-Sammy Zeglinski	3-Mike Scott	4-Assane Sene
HAMPTON	12/23/08	74-48	17-Mike Scott	15-Mike Scott	4-Sammy Zeglinski	4-Sammy Zeglinski	2-Mike Scott Jerome Meyinsse Assane Sene Tunji Soroye
at Georgia Tech	12/28/08	88-84	26-Sylvan Landesberg	10-Mike Scott	6-Sammy Zeglinski	1-Calvin Baker Sammy Zeglinski	2-Mike Scott Jerome Meyinsse Assane Sene
XAVIER	01/03/09	70-84	25-Sylvan Landesberg	11-Assane Sene	6-Sammy Zeglinski	2-Sammy Zeglinski	2-Assane Sene
BROWN	01/06/09	74-50	15-Mike Scott	10-Mike Scott	3-Calvin Baker	2-Sammy Zeglinski Jamil Tucker Calvin Baker	3-Assane Sene
at Virginia Tech	01/10/09	75-78	20-Sylvan Landesberg	8-Assane Sene Sylvan Landesberg	8-Sammy Zeglinski	1-Sylvan Landesberg Mamadi Diane Jerome Meyinsse	4-Assane Sene
NORTH CAROLINA	01/15/09	61-83	12-Jamil Tucker	10-Assane Sene	4-Mustapha Farrakhan	2-Calvin Baker	2-Jamil Tucker Mustapha Farrakhan
at Maryland	01/20/09	78-84	21-Jamil Tucker	11-Sylvan Landesberg	3-Calvin Baker Sylvan Landesberg	1-Mamadi Diane Jamil Tucker Mike Scott	1-Mamadi Diane Jamil Tucker
FLORIDA STATE	01/24/09	62-73	24-Sylvan Landesberg	6-Sylvan Landesberg	3-Calvin Baker	5-Sammy Zeglinski	3-Assane Sene
at Duke	2/1/09	54-79	20-Sylvan Landesberg	5-Jeff Jones	5-Sammy Zeglinski	2-Sammy Zeglinski	2-Mamadi Diane
BOSTON COLLEGE	02/04/09	70-80	32-Sylvan Landesberg	13-Assane Sene	4-Calvin Baker	3-Sammy Zeglinski Sylvan Landesberg Jeff Jones Calvin Baker	2-Calvin Baker Assane Sene
at North Carolina	02/07/09	61-76	19-Jeff Jones	5-Sylvan Landesberg Sammy Zeglinski	5-Jeff Jones Sylvan Landesberg	2-John Brandenburg Jamil Tucker	1-Assane Sene Jeff Jones John Brandenburg

The Automated ScoreBook
Virginia Team Game-by-Game (as of Feb 07, 2009)
All games

TEAM STATISTICS

Opponent	Date	Score		Total		3-Pointers		Free throws		Rebounds				pf	a	t/o	blk	stl	pts	avg
				fg-fga	pct	3fg-fga	pct	ft-fga	pct	off	def	tot	avg							
VMI	11/16/08	107-97	W	43-79	.544	3-16	.188	18-28	.643	23	27	50	50.0	14	24	20	4	12	107	107.0
USF	11/19/08	77-75	W	27-67	.403	5-19	.263	18-28	.643	17	22	39	44.5	15	10	10	3	8	77	92.0
RADFORD	11/21/08	68-66	W	24-65	.369	1-9	.111	19-24	.792	16	27	43	44.0	24	4	14	3	6	68	84.0
LIBERTY	11/25/08	82-86	L	27-58	.466	13-32	.406	15-19	.789	11	26	37	42.2	18	18	14	1	5	82	83.5
at Syracuse	11/28/08	70-73	L	27-64	.422	4-14	.286	12-17	.706	13	25	38	41.4	27	14	12	2	10	70	80.8
at Minnesota	12/02/08	56-66	L	16-51	.314	6-20	.300	18-22	.818	14	26	40	41.2	20	11	19	2	5	56	76.7
LONGWOOD	12/17/08	90-61	W	33-64	.516	6-16	.375	18-24	.750	13	36	49	42.3	14	12	17	5	2	90	78.6
AUBURN	12/20/08	56-58	L	18-49	.367	5-18	.278	15-21	.714	2	28	30	40.8	14	13	12	6	8	56	75.8
HAMPTON	12/23/08	74-48	W	25-62	.403	7-23	.304	17-20	.850	16	31	47	41.4	12	16	13	10	6	74	75.6
at Georgia Tech	12/28/08	88-84	Wot	31-70	.443	9-23	.391	17-22	.773	11	31	42	41.5	28	16	13	6	2	88	76.8
XAVIER	01/03/09	70-84	L	24-64	.375	5-15	.333	17-21	.810	12	23	35	40.9	23	12	12	3	4	70	76.2
BROWN	01/06/09	74-50	W	29-62	.468	3-13	.231	13-21	.619	14	27	41	40.9	15	12	7	6	9	74	76.0
at Virginia Tech	01/10/09	75-78	L	29-55	.527	7-17	.412	10-15	.667	7	26	33	40.3	23	15	17	10	3	75	75.9
NORTH CAROLINA	01/15/09	61-83	L	25-82	.305	4-27	.148	7-9	.778	24	26	50	41.0	17	9	10	6	4	61	74.9
at Maryland	01/20/09	78-84	L	27-59	.458	6-20	.300	18-21	.857	16	19	35	40.6	21	10	19	2	3	78	75.1
FLORIDA STATE	01/24/09	62-73	L	17-48	.354	4-14	.286	24-30	.800	12	13	25	39.6	13	8	19	4	12	62	74.2
at Duke	2/1/09	54-79	L	21-49	.429	3-12	.250	9-13	.692	8	21	29	39.0	18	10	23	3	4	54	73.1
BOSTON COLLEGE	02/04/09	70-80	L	23-69	.333	1-14	.071	23-29	.793	18	14	32	38.6	26	8	7	5	13	70	72.9
at North Carolina	02/07/09	61-76	L	23-63	.365	10-20	.500	5-7	.714	8	26	34	38.4	16	17	12	3	9	61	72.3
Virginia		1373		489-1180	.414	102-342	.298	293-391	.749	255	474	729	38.4	358	239	270	84	125	1373	72.3
Opponents		1401		504-1156	.436	126-367	.343	267-388	.688	227	458	685	36.1	339	277	260	96	121	1401	73.7

Games played: 19
Points/game: 72.3
FG Pct: 41.4
3FG Pct: 29.8
FT Pct: 74.9

Rebounds/game: 38.4
Assists/game: 12.6
Turnovers/game: 14.2
Assist/turnover ratio: 0.9
Steals/game: 6.6
Blocks/game: 4.4

The Automated ScoreBook
Virginia Overall Team Statistics (as of Feb 07, 2009)
All games

TEAM STATISTICS	VA	OPP
SCORING	1373	1401
Points per game	72.3	73.7
Scoring margin	-1.5	-
FIELD GOALS-ATT	489-1180	504-1156
Field goal pct	.414	.436
3 POINT FG-ATT	102-342	126-367
3-point FG pct	.298	.343
3-pt FG made per game	5.4	6.6
FREE THROWS-ATT	293-391	267-388
Free throw pct	.749	.688
F-Throws made per game	15.4	14.1
REBOUNDS	729	685
Rebounds per game	38.4	36.1
Rebounding margin	+2.3	-
ASSISTS	239	277
Assists per game	12.6	14.6
TURNOVERS	270	260
Turnovers per game	14.2	13.7
Turnover margin	-0.5	-
Assist/turnover ratio	0.9	1.1
STEALS	125	121
Steals per game	6.6	6.4
BLOCKS	84	96
Blocks per game	4.4	5.1
WINNING STREAK	0	-
Home win streak	0	-
ATTENDANCE	120064	97995
Home games-Avg/Game	12-10005	7-13999
Neutral site-Avg/Game	-	0-0

Score by Periods	1st	2nd	OT	Totals
Virginia	606	753	14	1373
Opponents	681	710	10	1401

The Automated ScoreBook
Virginia Season Box Score (as of Feb 07, 2009)
All games

RECORD:	OVERALL	HOME	AWAY	NEUTRAL
ALL GAMES	7-12	6-6	1-6	0-0
CONFERENCE	1-7	0-3	1-4	0-0
NON-CONFERENCE	6-5	6-3	0-2	0-0

#	Player	gp-gs	min	Total			3-Point		F-Throw		Rebounds								pts	avg		
				avg	fg-fga	fg%	3fg-fga	3fg%	ft-fa	ft%	off	def	tot	avg	pf	dq	a	to			blk	stl
15	Sylvén Landesberg	19-18	623	32.8	110-233	.472	9-31	.290	112-132	.848	33	79	112	5.9	34	1	49	50	3	17	341	17.9
	Conference-Only...	8-8	273	34.1	51-108	.472	3-13	.231	42-45	.933	14	34	48	6.0	14	0	25	26	1	6	147	18.4
32	Mike Scott	19-18	508	26.7	76-142	.535	1-5	.200	47-61	.770	68	76	144	7.6	40	0	13	30	7	16	200	10.5
	Conference-Only...	8-7	196	24.5	25-53	.472	1-1	1.000	24-31	.774	25	18	43	5.4	18	0	3	15	3	6	75	9.4
13	Sammy Zeglinski	19-15	512	26.9	67-170	.394	27-84	.321	20-33	.606	8	45	53	2.8	51	2	64	52	2	30	181	9.5
	Conference-Only...	8-7	210	26.3	17-59	.288	6-35	.171	6-14	.429	5	15	20	2.5	18	0	24	20	0	12	46	5.8
12	Jamil Tucker	19-4	334	17.6	52-118	.441	21-50	.420	21-31	.677	21	51	72	3.8	38	0	11	21	12	12	146	7.7
	Conference-Only...	8-1	156	19.5	26-59	.441	12-25	.480	8-9	.889	9	18	27	3.4	19	0	5	12	6	6	72	9.0
04	Calvin Baker	19-13	434	22.8	51-133	.383	13-50	.260	30-37	.811	5	41	46	2.4	33	2	50	40	5	22	145	7.6
	Conference-Only...	8-3	173	21.6	23-55	.418	7-21	.333	10-12	.833	3	13	16	2.0	14	0	17	13	4	8	63	7.9
23	Jeff Jones	17-1	285	16.8	33-101	.327	16-54	.296	12-14	.857	3	32	35	2.1	17	0	16	8	2	8	94	5.5
	Conference-Only...	7-1	113	16.1	16-42	.381	7-20	.350	7-8	.875	1	18	19	2.7	7	0	7	3	1	4	46	6.6
02	Mustapha Farrakhan	17-2	194	11.4	27-80	.338	13-36	.361	18-18	1.000	4	7	11	0.6	25	1	13	15	2	3	85	5.0
	Conference-Only...	7-0	104	14.9	13-44	.295	8-23	.348	9-9	1.000	2	3	5	0.7	14	1	7	7	2	1	43	6.1
24	Mamadi Diane	18-10	313	17.4	32-101	.317	2-31	.065	9-16	.563	18	21	39	2.2	28	0	11	20	8	10	75	4.2
	Conference-Only...	7-5	95	13.6	9-27	.333	0-8	.000	2-4	.500	4	8	12	1.7	10	0	4	9	4	4	20	2.9
05	Assane Sene	15-11	294	19.6	21-51	.412	0-0	.000	6-21	.286	30	54	84	5.6	50	2	6	12	28	0	48	3.2
	Conference-Only...	8-7	167	20.9	11-29	.379	0-0	.000	1-8	.125	19	26	45	5.6	27	1	0	8	14	0	23	2.9
55	Jerome Meynsse	17-1	149	8.8	8-20	.400	0-0	.000	13-22	.591	13	14	27	1.6	17	0	1	8	7	1	29	1.7
	Conference-Only...	7-0	58	8.3	2-6	.333	0-0	.000	4-6	.667	3	5	8	1.1	10	0	0	0	3	1	8	1.1
21	Tunji Soroye	9-1	77	8.6	6-13	.462	0-0	.000	3-4	.750	8	9	17	1.9	10	0	1	5	6	3	15	1.7
	Conference-Only...	4-0	21	5.3	1-3	.333	0-0	.000	0-0	.000	3	1	4	1.0	2	0	0	3	0	0	2	0.5
45	Solomon Tat	9-1	67	7.4	3-10	.300	0-0	.000	2-2	1.000	2	7	9	1.0	10	1	3	3	0	1	8	0.9
	Conference-Only...	5-1	51	10.2	2-9	.222	0-0	.000	0-0	.000	2	4	6	1.2	8	1	1	3	0	0	4	0.8
25	John Brandenburg	7-0	18	2.6	3-5	.600	0-0	.000	0-0	.000	1	4	5	0.7	3	0	0	1	2	2	6	0.9
	Conference-Only...	3-0	4	1.3	0-0	.000	0-0	.000	0-0	.000	0	0	0	0.0	0	0	0	1	1	2	0	0.0
22	Will Sherrill	7-0	17	2.4	0-3	.000	0-1	.000	0-0	.000	2	1	3	0.4	2	0	1	2	0	0	0	0.0
	Conference-Only...	3-0	4	1.3	0-1	.000	0-1	.000	0-0	.000	0	0	0	0.0	1	0	0	0	0	0	0	0.0
	Team										39	33	72					3				
	Team										14	13	27									
	Total.....	19	3825		489-1180	.414	102-342	.298	293-391	.749	255	474	729	38.4	358	9	239	270	84	125	1373	72.3
	Conference-Only...	8	1625		196-495	.396	44-147	.299	113-146	.774	104	176	280	35.0	162	3	93	120	39	50	549	68.6
	Opponents.....	19	3825		504-1156	.436	126-367	.343	267-388	.688	227	458	685	36.1	339	-	277	260	96	121	1401	73.7
	Conference-Only...	8	1625		225-488	.461	53-136	.390	134-185	.724	109	197	306	38.2	131	2	130	108	38	53	637	79.6

Score by Periods	1st	2nd	OT	Totals
Virginia	606	753	14	1373
Opponents	681	710	10	1401