



2008-09 VIRGINIA BASKETBALL



VIRGINIA CAVALIERS (7-9, 1-4)
at
#1 DUKE BLUE DEVILS (18-2, 5-1)



Feb. 1, 2009 • Cameron Indoor Stadium • Durham, N.C.

GAME INFORMATION

Radio: Virginia Sports Network (Dave Koehn, Cory Alexander)
TV: FSN (Tim Brando, Mike Gminski, Jenn Hildreth)

Today's Game

- The Cavaliers return to action after an eight-day break today as they visit top-ranked Duke
- Virginia is looking to snap a four-game losing streak
- UVa is playing on Super Bowl Sunday for the seventh time (4-2 record)

About the Cavaliers

- Virginia is 7-9 (1-4 ACC) after a 73-62 loss to Florida State on Jan. 24
- UVa is led by Sylven Landesberg, who is averaging 17.1 ppg
- Mike Scott has posted six double-doubles this season
- As of 1/30 (ESPN Insider RPI), the Cavaliers' strength of schedule ranks 10th nationally

About the Blue Devils

- Duke is 18-2 this season (5-1 ACC) after a 70-68 loss at Wake Forest on Wednesday
- The Blue Devils are currently ranked No. 1 in both the AP and ESPN/USA Today polls
- Sophomore forward Kyle Singler leads Duke with a 16.8 ppg scoring average

Series History

- Duke leads 109-48 (Duke leads 47-8 at Cameron Indoor Stadium)
- Virginia has lost 12 consecutive games at Cameron Indoor Stadium, since a 91-88 2OT win over the Blue Devils on Jan. 14, 1995
- Duke won both meetings last season, 87-65 in Durham and 86-70 in Charlottesville

Against No. 1

- Virginia has a 1-26 record vs. teams ranked No. 1 in the AP poll (0-12 on the road)
- The Cavaliers' lone win vs. a No. 1 team was an 86-73 win over North Carolina at University Hall on Jan. 30, 1986
- Virginia last played a No. 1 team on Jan. 10, 2007, a 79-69 loss at North Carolina

PROBABLE STARTERS/KEY RESERVES

No.	Pos.	Yr.	Player	PPG	RPG	APG	Notable
4	G	Jr.	Calvin Baker	8.2	2.6	2.7	Career-high 7 assists vs. VMI
5	C	Fr.	Assane Sene	3.3	5.5	0.5	Team-high 24 blocks this season
13	G	Fr.	Sammy Zeglinski	9.9	2.8	3.5	Scored a career-high 24 points vs. Liberty
15	G	Fr.	Sylven Landesberg	17.1	6.2	2.5	Five-time ACC Rookie of the Week
32	F	So.	Mike Scott	11.3	8.6	0.8	Six double-doubles this season
12	F	Jr.	Jamil Tucker	8.6	3.9	0.6	Career-high 21 points at Maryland
2	G	So.	Mustapha Farrakhan	5.5	0.7	0.8	Career-high 17 points at Virginia Tech
24	G/F	Sr.	Mamadi Diane	4.7	2.3	0.7	14 pts, 7 rebs vs. VMI
23	G	So.	Jeff Jones	4.4	1.5	0.6	Career-high 26 pts vs. Bradley in last yrs finale
55	F/C	Jr.	Jerome Meynsse	1.7	1.7	0.1	10 pts, 8 rebs at Syracuse
21	C	Sr.	Tunji Soroye	1.6	1.8	0.1	8 pts, 5 rebs, 2 blks vs. Radford
25	C	Fr.	John Brandenburg	1.0	0.8	0.0	2 pts, 2 rebs vs. Hampton
45	G/F	Jr.	Solomon Tat	0.7	0.5	0.3	2 pts, 2 rebs vs. Xavier
22	F	So.	Will Sherrill	0.0	0.6	0.2	Career-high 3 rebs vs. Radford

SCHEDULE/RESULTS

Date	Opponent	TV	Time/Res.
N9	SHEPHERD (ex)		W 87-52
N16	VMI	CSN	W 107-97
N19	USF	ACC Select	W 77-75
N21	RADFORD	ACC Select	W 68-66
N25	LIBERTY	ACC Select	L 82-86
N28	at Syracuse	TimeWarner(Syracuse)	L 70-73
D2	at Minnesota %	ESPN2	L 56-66
D17	LONGWOOD	ACC Select	W 90-61
D20	AUBURN	CSN/FSN South	L 56-58
D23	HAMPTON	ACC Select	W 74-48
D28	at Georgia Tech *	FSN	W 88-84 (ot)
J3	#22 XAVIER	CSN	L 70-84
J6	BROWN	ACC Select	W 74-50
J10	at Virginia Tech *	RSN	L 75-78
J15	#5 NORTH CAROLINA *	ESPN	L 61-83
J20	at Maryland *	Raycom^	L 78-84
J24	FLORIDA STATE *	RSN	L 62-73
F1	at Duke *	FSN	2 p.m.
F4	BOSTON COLLEGE *	ESPNU	7 p.m.
F7	at North Carolina *	Raycom	4 p.m.
F10	at Florida State *	RSN	7 p.m.
F15	CLEMSON *	Raycom	1 p.m.
F18	VIRGINIA TECH *	Raycom^	8 p.m.
F21	at NC State *	Raycom	1 p.m.
F26	MIAMI *	Raycom^	8 p.m.
F28	WAKE FOREST *	Raycom^	2 p.m.
M3	at Clemson *	RSN	7 p.m.
M7	MARYLAND *	ABC	3:30 p.m.
M12-15 at ACC Tournament (Georgia Dome)			

All Times Eastern and subject to change

- * ACC game
- % ACC/Big Ten Challenge

TV Abbreviations

CSN Comcast SportsNet
RSN Regional Sports Networks
^ Raycom split telecast

MEDIA INFORMATION

Virginia Athletics Media Relations

154 John Paul Jones Arena
PO Box 400853
Charlottesville, VA 22904
Office: (434) 982-5500
Fax: (434) 982-5525

Rich Murray

Associate AD for Public Relations (Primary Men's Basketball Contact)

Office: (434) 982-5530
Home: (434) 978-2966
Email: rmurray@virginia.edu

Steve Kirkland

Assistant Media Relations Director (Secondary Men's Basketball Contact)

Office: (434) 982-5535
Cell: (434) 825-5241
Email: skirkland@virginia.edu



2008-09 VIRGINIA BASKETBALL

IN THE POLLS

ASSOCIATED PRESS (1/26)

1.	Duke	18-1
2.	Connecticut	18-1
3.	Pittsburgh	18-1
4.	Oklahoma	19-1
5.	North Carolina	17-2
6.	Wake Forest	16-1
7.	Louisville	15-3
8.	Marquette	17-2
9.	Michigan State	16-3
10.	Xavier	17-2
11.	Texas	14-4
12.	Clemson	17-2
13.	Butler	18-1
14.	Arizona State	16-3
15.	Syracuse	17-4
16.	Purdue	15-4
17.	UCLA	15-4
18.	Memphis	16-3
19.	Illinois	17-3
20.	Gonzaga	14-4
21.	Villanova	15-4
22.	Saint Mary's	18-1
23.	Washington	15-4
24.	Kentucky	16-4
25.	Georgetown	12-6

Others Receiving Votes:

Notre Dame, **Minnesota**, Kansas, Florida, Missouri, **Virginia Tech**, Baylor, West Virginia, Davidson, Utah State, Dayton, California, UNLV, **Florida State**, Ohio State, VCU.

ESPN/USA Today (1/26)

1.	Duke	18-1
2.	Connecticut	18-1
3.	Pittsburgh	18-1
4.	Wake Forest	16-1
5.	Oklahoma	19-1
6.	North Carolina	17-2
7.	Louisville	15-3
8.	Marquette	17-2
9.	Michigan State	16-3
10.	Xavier	17-2
11.	Clemson	17-2
12.	Texas	14-4
13.	Butler	18-1
14.	Arizona State	16-3
15.	Syracuse	17-4
16.	UCLA	15-4
17.	Purdue	15-4
18.	Saint Mary's	18-1
19.	Memphis	16-3
20.	Illinois	17-3
21.	Villanova	15-4
22.	Notre Dame	12-6
23.	Georgetown	12-6
24.	Minnesota	17-3
25.	Gonzaga	14-4

Others Receiving Votes:

Florida, Utah State, Kentucky, Baylor, Washington, California, Missouri, Dayton, Davidson, Kansas, BYU, **Florida State**, UNLV, **Virginia Tech**, West Virginia

Close Games

- 10 of Virginia's 16 games this season have been decided by 10 points or less
- Seven of those games have been decided by five points or less
- The Cavaliers have four wins this season by 10 points or less, which is two shy of their total from last season (six)

Last Time Out

- Virginia suffered a 73-62 loss to Florida State
- Sylvan Landesberg led Virginia with 24 points, including 14-14 from the free throw line
- Jamil Tucker scored in double figures (10 pts) for the third consecutive game, the longest streak of his career

Youth is Served

- Freshmen and Sophomores have made 55 of the 80 starts this season for the Cavaliers
- Freshmen and Sophomores have scored 50.2 ppg (67.6 % of offense) and average 24.2 rebounds a game (67.9 % of team total)
- Freshmen and Sophomores have led the team in scoring in 13 of 16 games this season and led the team in rebounding in 13 of 16 games this season

Bench Production

- Virginia has gotten solid production from its bench this season, averaging 25.8 points, 10.8 rebounds and 3.7 assists per game off the bench
- Virginia had 51 points off the bench against USF, the most bench points in a game for the Cavaliers since scoring 52 off the bench against Maryland on March 1, 1986
- This season the Cavaliers have gotten 18 double-digit scoring performances off the bench

Difficult Schedule for the Cavaliers

- Six of Virginia's opponents are ranked and three others are receiving votes in this week's AP poll
- Virginia's first 16 opponents have a combined 211-110 record this season
- Three of Virginia's non-conference opponents (Xavier, Hampton, VMI) are currently in first place (outright or tied) in their conference
- 16 of Virginia's first 17 opponents this season entered the game against the Cavaliers with a .500 or better record
- As of 1/30 (ESPN Insider RPI), the Cavaliers' strength of schedule ranks 10th nationally
- 16 of 27 regular season games will be against 2008 postseason teams (seven vs. NCAA teams, eight vs. NIT teams, one vs. CBI team)
- 21 of 27 games will be televised (the other six available online on ACC Select)

Return to Sene-der

- Freshman center Assane Sene leads Virginia with 24 blocks this season, although he did not play in the first four games of the season
- He has twice had four blocks in a game (vs. Auburn, at Virginia Tech)
- Last season, Mamadi Diane led Virginia with 22 blocks over a 33-game season
- Sene averages 2.0 blocks per game, which ranks second in the ACC

Farrakhan on the Line

- Mustapha Farrakhan is 16-16 this season from the free throw line
- His 16 consecutive made free throws to open a season is the second longest streak in school history (Jeff Lamp made his first 32 free throw attempts in 1980-81)

On a Streak From the Line

- Virginia has four players who have active consecutive free throws made streaks of at least 10
- Mustapha Farrakhan has made 17 consecutive free throws (made his last one last season and all 16 this season)
- Sylvan Landesberg has made 17 consecutive free throws (last miss at Maryland - 1/20/09)
- Calvin Baker has made 15 consecutive free throws (last miss at Minnesota - 12/2/08)
- Mike Scott has made 11 consecutive free throws (last miss at Virginia Tech - 1/10/09)



2008-09 VIRGINIA BASKETBALL

Landesberg Named ACC Rookie of the Week ... Again

- Sylvan Landesberg was named the ACC Rookie of the Week on Jan. 12, the fifth time he has received the honor
- Landesberg also was named ACC Rookie of the Week on Nov. 17, Nov. 24, Dec. 22 and Dec. 30
- He is the first Cavalier to win the award in consecutive weeks since Sean Singletary won it on Feb. 14, 2005 and Feb. 21, 2005
- He was the first player to win the award in each of the first two weeks of a season since Georgia Tech's Chris Bosh in 2002-03

Landesberg Makes Immediate Impact

- At 17.1 ppg, Sylvan Landesberg is the eighth-leading scorer in the ACC and the third-leading freshman scorer in the nation
- He has nine 20-point games this season and the Cavaliers are 5-4 in those games
- His nine 20-point games already rank tied for first in school history by a freshman
- At Georgia Tech, Landesberg scored 26 points, the most by a Cavalier freshman in his ACC debut (previous record was 22 by Roger Mason, Jr. vs. Duke in 1999-00)
- Landesberg scored in double figures in the first eight games of the season, the second longest streak by a UVa freshman to open a career
- With 28 points vs. VMI, 21 points vs. USF and 22 points vs. Radford, Landesberg became the first Cavalier freshman to open his career with three 20-point games
- He was the first Cavalier freshman since Tom Sheehy in 1983-84 to lead the team in scoring in each of the first three games of the season
- He was only the second freshman in ACC history to score at least 20 points in the first three games of his career (Georgia Tech's Kenny Anderson scored at least 20 points in his first six career games in 1989-90)
- He was the first Cavalier player to score 20 or more points in the first three games of a season since Roger Mason, Jr. in 2001-02

Getting to the Line

- Sylvan Landesberg ranks second in the ACC with 7.5 free throw attempts per game
- Landesberg has made 11 "old-fashioned" three-point plays this season (the rest of the team has combined for seven)
- Through the first 16 games of last season, Sean Singletary led Virginia with eight "and one" plays
- Against Florida State, he tied an ACC freshman record and tied for the second best performance at the free throw line in school history with his 14-14 performance

Landesberg Shines In Collegiate Debut

- Sylvan Landesberg had 28 points in the season-opener against VMI, the most by a Cavalier freshman in his debut
- The previous record was 24 points set by Jeff Lamp in his debut against James Madison on Nov. 25, 1977
- Landesberg's 28 points are tied for the second most in ACC history by a freshman in his first game
- Landesberg is one of only four Cavalier first-years to score 20 points in his first collegiate game
- His 28 points are the most by a UVa freshman in any game since Chris Williams had 34 points vs. Liberty on Dec. 8, 1998
- He is the first Cavalier freshman to lead the team in scoring in a season opener since Mamadi Diane had 17 points in the 2005-06 season opening win over Liberty

Most Points by an ACC Freshman in his Debut

31	J.J. Hickson (NC State)	07-08
28	Sylvan Landesberg (UVa)	08-09
28	Rashad McCants (UNC)	02-03
24	Jeff Lamp (UVa)	77-78
23	Shavlik Randolph (Duke)	02-03

Other Notable Virginia Debuts

Jeff Lamp vs. JMU (77-78)	24 pts, 3 rebs
Gary Forbes vs. Mt. St. Mary's (03-04)	21 pts, 9 rebs
Chris Williams vs. VCU (98-99)	20 pts, 10 rebs
Junior Burrough vs. W&M (91-92)	17 pts, 6 rebs
Ralph Sampson vs. Hopkins (79-80)	17 pts, 8 rebs
Mamadi Diane vs. Liberty (05-06)	17 pts, 6 rebs
Travis Watson vs. Elon (99-00)	15 pts, 14 rebs
Cory Alexander vs. W&M (91-92)	5 pts, 4 rebs
Sean Singletary vs. R. Morris (04-05)	6 pts, 7 assts
Wally Walker vs. Wake (72-73)	7 pts, 3 rebs

Back-to-Back 25 Points for Landesberg

- Sylvan Landesberg scored 26 points at Georgia Tech and 25 points vs. Xavier
- Landesberg was the first Cavalier to have consecutive 25-point games since J.R. Reynolds accomplished the feat in both of Virginia's 2007 NCAA Tournament games
- The last Cavalier freshman to score at least 25 points in consecutive games was Chris Williams in 1998-99 (26 vs. Loyola, 26 vs. Delaware)

Cavaliers By The Numbers

Most Points in First 16 Career Games by UVa Freshmen

Jeff Lamp (1977-78)	305
Chris Williams (1998-99)	294
Sylvan Landesberg (2008-09)	273
Wally Walker (1972-73)	223
Bryant Stith (1988-89)	210
Ralph Sampson (1979-80)	206
Junior Burrough (1991-92)	195
Adam Hall (1998-99)	189
Courtney Alexander (1995-96)	186
Cory Alexander (1991-92)	177

Most 20-Point Games by a UVa Freshman

Sylvan Landesberg (2008-09)	9
Ralph Sampson (1979-80)	9
Chris Williams (1998-99)	8
Jeff Lamp (1977-78)	7
Courtney Alexander (1995-96)	6
Bryant Stith (1988-89)	6
Wally Walker (1972-73)	5
Cory Alexander (1991-92)	4
Junior Burrough (1991-92)	4

NCAA Freshman Scoring Leaders

Seth Curry (Liberty)	20.5
Mike Rosario (Rutgers)	17.6
Sylvan Landesberg (Virginia)	17.1
Tyreke Evans (Memphis)	16.7
Isaiah Thomas (Washington)	16.3
Luke Babbitt (Nevada)	16.0
Afam Muojeke (Wyoming)	15.5
Paul George (Fresno State)	15.2
Willie Warren (Oklahoma)	14.9
Al'Lonzo Coleman (Presbyterian)	14.8

Most ACC Rookie of the Week Awards by a Cavalier

Bryant Stith (1988-89)	6
Sylvan Landesberg (2008-09)	5
Ralph Sampson (1979-80)	5
Sean Singletary (2004-05)	5
Chris Williams (1998-99)	4

Most Consecutive Double-Figure Scoring Games to Open a Career by UVa Freshmen

18	Jeff Lamp	77-78
8	Sylvan Landesberg	08-09
5	Junior Burrough	91-92
4	Travis Watson	99-00
4	Gary Forbes	03-04

UVa Career Blocked Shots

1.	Ralph Sampson (1980-83)	462
2.	Chris Alexander (1993-96)	148
3.	Travis Watson (2000-03)	130
4.	Kris Hunter (1997-99)	126
5.	Jason Clark (2002-05)	112
6.	Steve Castellan (1976-79)	108
7.	Chris Williams (1999-02)	97
8.	Junior Burrough (1992-95)	96
9.	Colin Ducharme (1997-00)	88
10.	Olden Polynice (1984-86)	86
--	Tunji Soroye (2005-present)	84



2008-09 VIRGINIA BASKETBALL

UVa in the ACC Statistics (1/30)

TEAM

Scoring Offense	74.2	7th
Scoring Defense	72.9	12th
Scoring Margin	+1.4	12th
Free Throw Percentage	.749	2nd
Field Goal Percentage	.422	11th
Field Goal % Defense	.432	12th
3-Point FG Percentage	.297	12th
3-Point FG % Defense	.342	12th
Rebounding	39.6	6th
Rebounding Margin	+4.4	7th
3-Point FG Made	5.5	9th
Assists	12.8	11th
Steals	6.2	10th
Blocked Shots	4.6	10th
Turnover Margin	-0.6	9th
Assist/Turnover Ratio	0.9	10th

INDIVIDUAL

Scoring

• Sylvan Landesberg 17.1 8th

Rebounding

• Mike Scott 8.6 5th
• Sylvan Landesberg 6.2 19th

Offensive Rebounding

• Mike Scott 4.1 1st

Assists

• Sammy Zeglinski 3.5 T-8th

Blocked Shots

• Assane Sene 2.0 2nd

Free Throw Percentage

• Sylvan Landesberg .842 7th

Minutes Played

• Sylvan Landesberg 32.6 7th

UVa in the NCAA Statistics (1/30)

TEAM

Scoring Offense	74.3	73rd
Free Throw Percentage	.749	17th
Rebounding Margin	+4.4	57th
Blocked Shots	4.6	53rd

INDIVIDUAL

Rebounding

• Mike Scott 8.6 56th

Free Throw Percentage

• Sylvan Landesberg 84.2 66th

Blocked Shots

• Assane Sene 2.0 50th

Tucker Steps Up

- Jamil Tucker has scored in double figures in the last three games, the longest streak of his career
- At Maryland, he scored a career-high 21 points while tying a career high with four 3-pointers
- Against Longwood, he set career highs with 10 rebounds and three assists and had 11 points for his first career double-double
- At Georgia Tech, he had 15 points, including the 3-pointer that tied the game with 15 seconds remaining in regulation to force overtime

Scott is a Force Inside

- Mike Scott has six double-doubles this season
- He leads the ACC with 4.1 offensive rebounds per game and ranks fifth overall in rebounding with an average of 8.6 per game
- Scott is shooting .551 from the floor this season, which would rank second in the ACC if he had the minimum number of made field goals to qualify (he averages 4.4 FGM/game, 5.0 is the min.)
- At Maryland, Scott went 10-10 from the free throw line

Mike Scott Opens Season With Impressive Performance

- Mike Scott set career highs with 26 points and 18 rebounds in the season opening win over VMI
- Scott tied the school record with 10 offensive rebounds, a mark previously set by Matt Blundin (vs. Clemson 1/9/90), Bryant Stith (vs. Georgia Tech 3/13/92) and Travis Watson (vs. Maryland 1/31/02)
- His 18 rebounds were the most by a Cavalier since Travis Watson had 20 rebounds vs. Wofford on Jan. 2, 2003

Scott and Landesberg Post UVa's First 25-25 Combo in Over a Year

- Against VMI, Sylvan Landesberg (28 pts) and Mike Scott (26 points) became the first Cavaliers to score at least 25 points in the same game in over a year
- The previous game that Virginia had a pair of 25-point scorers was a 71-58 win at NC State on Jan. 24, 2007 when J.R Reynolds had 29 points and Sean Singletary had 27 points

Cavaliers 12th in ACC Preseason Poll

- The Cavaliers were projected 12th in the preseason ACC poll of media
- Sylvan Landesberg was second in the voting for Preseason ACC Rookie of the Year

Head Coach Dave Leitao

- 2007 ACC Coach of the Year
- First Virginia coach to win the honor since Terry Holland in 1982
- 60-51 record in his fourth season at Virginia, including a 24-29 mark in the ACC
- Overall record of 140-120 in his ninth season as a head coach

At Home at John Paul Jones Arena

- Virginia has an all-time record of 35-13 at John Paul Jones Arena
- UVa was 13-7 at home during the 2007-08 season
- The Cavaliers posted a 16-1 home record in 2006-07 in the first season in John Paul Jones Arena

Baker, Diane, Soroye Named Virginia's Captains

- Calvin Baker, Mamadi Diane, and Tunji Soroye are Virginia's captains for 2008-09
- This season marks the first year each player has served as a captain

Virginia Signs Two to Letters of Intent

- The Cavaliers signed two recruits to National Letters of Intent during the November signing period
- Jontel Evans, a 5-11 guard from Hampton, Va., and Tristan Spurlock, a 6-7 forward from Woodbridge, Va., will join the Cavaliers in 2009-10

Up Next

- The Cavaliers host Boston College on Wednesday (Feb. 4)
- Game time is 7 p.m. and the contest will be televised nationally by ESPN



2008-09 VIRGINIA BASKETBALL

THE LAST TIME ...

VIRGINIA INDIVIDUALS

- **Scored 30 points:** Sean Singletary (34) vs. Virginia Tech (1/16/08)
- **Scored 40 points:** Sean Singletary (41) at Miami (3/1/08)
- **Two players with 20 points:** Sylven Landesberg (28) and Mike Scott (26) vs. VMI (11/16/08)
- **Three players with 20 points:** Chris Williams (27), Roger Mason, Jr. (22) and Donald Hand (20) vs. Duke (1/5/00)
- **Four players with 20 points:** Chris Williams (23), Donald Hand (22), Adam Hall (21), and Travis Watson (20) vs. Georgetown (3/15/00)
- **A player with back-to-back 25-point games:** Sylven Landesberg, 26 at Georgia Tech (12/28/08), 25 vs. Xavier (1/3/09)
- **One player scored in double figures:** Sylven Landesberg (22) vs. Auburn (12/20/08)
- **Five players scored in double figures:** Sylven Landesberg (26), Jamil Tucker (15), Calvin Baker (13), Mustapha Farrakhan (12), Mike Scott (10) at Georgia Tech (12/28/08)
- **Six players scored in double figures:** Sean Singletary (27), Adrian Joseph (13), Jamil Tucker (13), Mamadi Diane (12), Calvin Baker (11), Laurynas Mikalauskas (11), vs. Maryland (3/9/08)
- **Seven players scored in double figures:** Cornel Parker (20), Junior Burrough (15), Ted Jeffries (14), Cory Alexander (13), Jason Williford (12), Yuri Barnes (11) and Doug Smith (11) vs. Clemson (1/13/93)
- **Had 15 rebounds:** Mike Scott (15) vs. Hampton (12/23/08)
- **Had 20 rebounds:** Travis Watson (20) vs. Wofford (1/2/03)
- **Had 25 rebounds:** Bob Mortell (25) vs. Washington & Lee (2/27/60)
- **Two players with 10 rebounds:** Sylven Landesberg (11) and Mike Scott (10) at Maryland (1/20/09)
- **Three players with 10 rebounds:** Yuri Barnes (13), Jason Williford (12) and Junior Burrough (11) vs. Rice (12/4/93)
- **Double-Double:** Mike Scott (16 pts, 10 rebs) at Maryland (1/20/09)
- **Two players had a double-double:** Adrian Joseph (23 pts, 11 rebs) and Mike Scott (10 pts, 13 rebs) at Penn (11/23/07)
- **Three players had a double-double:** Jason Williford (10 pts, 15 rebs), Ted Jeffries (23 pts, 10 rebs), and Cornel Parker (11 pts, 11 rebs) at William & Mary (1/25/93)
- **Double-Double with points and assists:** Sean Singletary (22 pts, 10 assts) vs. Old Dominion (3/24/08)
- **Triple-Double:** Ralph Sampson (15 pts, 22 rebs, 10 blks) vs. Old Dominion (12/29/79)
- **Four Double-Doubles in a row:** Travis Watson (29 pts, 12 rebs) at NC State (2/6/02), (20 pts, 10 rebs) vs. Clemson (2/10/02), (17 pts, 10 rebs) vs. UNC (2/12/02), (13 pts, 12 rebs) at Wake (2/17/02)
- **20 points and 20 rebounds:** Travis Watson (21 pts, 20 rebs) vs. Wofford (1/2/03)
- **10 assists:** Sean Singletary (10) vs. Old Dominion (3/24/08)
- **5 Blocked Shots:** Jason Cain (5) vs. UNC (1/19/06)
- **5 Steals:** Sammy Zeglinski (5) vs. Florida State (1/24/09)
- **Led UVA in Points, Rebounds and Assists:** Sean Singletary (20 pts, 5 rebs, 10 assts) vs. Ga. Tech (3/13/08)
- **Hit a last second shot to win a game:** Sean Singletary vs. Duke (2/1/07) [jumper with one second in OT]; J.R. Reynolds vs. Loyola Marymount (12/23/04) [layup with 1.5 seconds in regulation]
- **Played every minute:** Sean Singletary vs. Virginia Tech (2/12/05)
- **Played 40 or more minutes:** Sylven Landesberg (41) at Georgia Tech (12/28/08)

VIRGINIA TEAM

- **Won in Overtime:** at Georgia Tech, 88-84 (12/28/08)
- **Lost in Overtime:** at Virginia Tech, 65-72 (2/2/08)
- **Played Two Overtimes:** vs. Maryland, L 89-92 (2/19/05)
- **Played Three Overtimes:** vs. Georgetown, L 111-115 (3/15/00)
- **Shot 70 percent for a Half:** 72.2% (13-18) vs. Wake Forest 2nd Half (2/24/96)
- **Shot 60 percent in a Game:** 61.0% (36-59) vs. LIU (11/17/00)
- **Shot less than 30 percent in a Game:** 27.9% (17-61) vs. North Carolina (3/10/06)
- **Shot 90 percent from the free throw line:** 94.7% (18-19) vs. Georgia Tech (2/24/07)
- **Shot 50 percent from 3-point line:** 50.0% (9-18) at Boston College (2/17/08)
- **Shot less than 30 percent in a half:** 13.6% (3-22) in 1st Half vs. Florida State (1/24/09)
- **Shot less than 20 percent in a half:** 13.6% (3-22) in 1st Half vs. Florida State (1/24/09)
- **Shot 55 percent or better and lost:** 56.9% (29-51) vs. Duke (3/14/03)
- **Attempted 50 FTs:** 52 (made 34) vs. Howard (12/12/94)
- **Made 30 FTs:** 31 (36 att.) vs. Tennessee (3/18/07)
- **Made 10 3-pt FGs:** 13 vs. Liberty (11/25/08)
- **Failed to make a 3-pt FG:** at Georgia Tech (12/4/05)
- **Had 50 rebounds:** 50 vs. North Carolina (1/15/09)
- **Had 25 assists:** 27 vs. Howard (11/21/01)
- **Had 15 steals:** 16 vs. NC State (2/24/08)
- **Had 10 blocks:** 10 at Virginia Tech (1/10/09)
- **Scored 50 pts in a half:** 50 vs. Liberty, 2nd half (11/25/08)
- **Scored 60 pts in a half:** 60 vs. Gonzaga, 1st half (1/3/07)
- **Scored 70 pts in a half:** 70 vs. Coastal Carolina, 2nd half (11/20/00)
- **Scored 100 pts (ACC):** 103 vs. Maryland (1/16/07)
- **Scored 100 pts (non-conf):** 107 vs. VMI (11/16/08)
- **Scored under 20 pts in 1st half:** 16 vs. FSU (1/24/09)
- **Scored under 20 pts in 2nd half:** 12 vs. UNC (2/11/98)
- **Scored under 50 pts in a game:** 49 at Stanford (3/14/06)

OPPONENT INDIVIDUALS

- **Scored 30 points:** Chavis Holmes (31), VMI (11/16/08)
- **Scored 35 points:** J.J. Redick (40), Duke (1/28/06)
- **Scored 40 points:** J.J. Redick (40), Duke (1/28/06)
- **Scored 50 points:** Len Chappell (50), Wake (2/12/62)
- **Two players with 20 points:** A.D. Vassallo (29), Malcolm Delaney (24), at Virginia Tech (1/10/09)
- **Three players with 20 points:** Seth Curry (26), Kyle Ohman (26), Anthony Smith (21), Liberty (11/25/08)
- **Two players with 30 points:** Trevor Powell (31) and Tony Smith (31), Marquette (2/3/90)
- **Five players scored in double figures:** Chavis Holmes (31), Travis Holmes (20), Austin Kenon (18), Willie Bell (14) and Keith Gabriel (14), VMI (11/16/08)
- **Six players scored in double figures:** Chris Paul (21), Justin Gray (17), Eric Williams (15), Jamaal Levy (12), Taron Downey (11) and Vytas Danelius (10), Wake Forest (1/2/05)
- **Seven players scored in double figures:** Stanley Burrell (15), Drew Lavender (13), C.J. Anderson (12), B.J. Raymond (12), Josh Duncan (11), Charles Bronson (11), and Jason Love (10), at Xavier (1/3/08)
- **Double-Double:** Eric Hayes (10 pts, 11 assts), at Maryland (1/20/09)
- **Double-Double with points and assists:** Eric Hayes (10 pts, 11 assts), at Maryland (1/20/09)

- **Two players had a double-double:** Donte Green (20 pts, 10 rebs) and Paul Harris (10 pts, 14 rebs), Syracuse (12/5/07)
- **Had 15 rebounds:** Al Thornton (16), Florida State (2/17/07)
- **Had 20 rebounds:** Tim Duncan (23), Wake (2/22/97)
- **Had 10 assists:** Eric Hayes (11), at Maryland (1/20/09)
- **5 Blocked Shots:** Michael Freeman (5), Hampton (12/23/08)
- **5 Steals:** Al Nolen (5), Minnesota (12/2/08)
- **Hit a last second shot to win a game:** Deron Washington of Virginia Tech (1/16/08) [0.0 seconds in overtime]

OPPONENT TEAM

- **Shot less than 30 percent in a Game:** 28.8% (19-66) Hampton (12/23/08)
- **Shot less than 30 percent in a Game (ACC):** 29.0% (20-69), Wake Forest (2/24/96)
- **Shot 60 percent in a Game:** 63.8% (37-58), at Xavier (1/3/08)
- **Shot 55 percent or better and lost:** 55.2% (32-58), Iowa State (12/31/03)
- **Scored 100 pts:** 108, at Xavier (1/3/08)
- **Scored 60 pts in a half:** 60, at Miami, 2nd half (3/1/08)
- **Scored under 20 pts in 1st half:** 18, NC State (2/24/08)
- **Scored under 20 pts in 2nd half:** 18 at Richmond (11/22/05)
- **Scored under 50 pts in a game:** 48, Hampton (12/23/08)
- **Had 25 assists:** 27, at Xavier (1/3/08)
- **Had 15 steals:** 15, VMI (11/16/08)
- **Had 10 blocks:** 10 vs. North Carolina (1/15/09)
- **Failed to make a 3-pt FG:** vs. Arizona State (11/27/99)



2008-09 VIRGINIA BASKETBALL

2008-09 VIRGINIA BASKETBALL ROSTER

NO.	NAME	POS.	HT.	WT.	CLASS	HOMETOWN/HIGH SCHOOL (Previous School)
2	Mustapha Farrakhan	G	6-4	179	So.	Harvey, Ill./Thornton Township
4	Calvin Baker *	G	6-2	186	Jr.	Newport News, Va./Woodside (William & Mary)
5	Assane Sene	C	7-0	234	Fr.	Saint-Louis, Senegal/South Kent
12	Jamil Tucker	F	6-9	241	Jr.	Gary, Ind./West Side
13	Sammy Zeglinski	G	6-0	179	Fr. %	Philadelphia, Pa./The William Penn Charter School
15	Sylvan Landesberg	G	6-6	205	Fr.	Flushing, N.Y./Holy Cross
21	Tunji Soroye *	C	6-11	252	Sr. %	Dugbe Ibadan, Nigeria/Montrose Christian School
22	Will Sherrill	F	6-9	221	So.	New York, N.Y./Phillips Academy Andover
23	Jeff Jones	G	6-4	200	So.	Chester, Pa./Monsignor Bonner
24	Mamadi Diane *	G/F	6-5	204	Sr.	Potomac, Md./DeMatha Catholic
25	John Brandenburg	C	6-11	241	Fr.	Des Peres, Mo./De Smet Jesuit
32	Mike Scott	F	6-8	233	So.	Chesapeake, Va./Hargrave Military Academy
45	Solomon Tat	G/F	6-5	223	Jr.	Jos Plateau, Nigeria/Community Christian School
55	Jerome Meyinsse	F/C	6-9	245	Jr.	Baton Rouge, La./McKinley

* Tri-Captain

% Medical Hardship waiver request approved in 2008

HEAD COACH:

Dave Leitao

ASSISTANT COACHES:

Bill Courtney

Drew Diener

Steve Seymour

DIRECTOR OF BASKETBALL OPERATIONS:

Rick Brunson

STRENGTH & CONDITIONING COACH:

Shaun Brown

ASSISTANT DIR. OF OPERATIONS/VIDEO:

Tim Mein

ATHLETIC TRAINER:

Ethan Saliba

PRONUNCIATION GUIDE

Mamadi Diane

Mom-uh-dee Dee-on-ee

Mustapha Farrakhan

Moo-sta-fa Fair-uh-con

Sylvan Landesberg

Sill-ven

Dave Leitao

Lay-toe

Jerome Meyinsse

Me-yin-see

Assane Sene

Uh-sahn Sen

Tunji Soroye

Ton-jee Suh-roy-yay

Jamil Tucker

Ja-mill

Sammy Zeglinski

Zuh-glin-ski



2008-09 VIRGINIA BASKETBALL

GAME #7 • DECEMBER 17, 2008

LONGWOOD 61
AT VIRGINIA 90

LONGWOOD (5-6)		REB							
Player	MP	FG	FT	(0-1)	A	TO	BS	S	TP
Smith	29	4-11	2-4	0-3	1	1	0	2	11
Carter	19	5-7	3-5	2-2	0	2	1	0	13
Bogan	26	5-9	0-0	0-2	3	2	0	2	11
Swecker	29	2-8	0-0	0-1	2	1	0	0	5
Neil	17	1-5	0-0	0-2	1	3	0	0	2
Dawson	15	1-3	0-0	1-5	1	0	0	0	2
Washington	22	2-7	0-0	1-3	1	1	0	0	6
Gee	8	2-4	0-0	0-1	1	1	0	2	4
Robinson	12	0-1	1-2	0-2	1	2	0	0	1
Ryan	11	3-8	0-0	1-1	0	0	0	0	6
van der Kooij	3	0-1	0-0	0-0	0	0	0	0	0
Evans	9	0-1	0-0	0-0	1	0	4	0	0
Team				0-1					
Totals	200	25-65	6-11	5-23	12	13	5	6	61
		.385	.545						

VIRGINIA (4-3)		REB							
Player	MP	FG	FT	(0-1)	A	TO	BS	S	TP
Tucker	24	4-12	2-3	2-10	3	0	1	0	11
Scott	27	4-5	0-0	0-6	0	0	1	0	8
Baker	24	5-11	4-4	0-6	3	4	0	1	14
Zeglinski	24	5-8	1-2	0-4	4	3	0	1	14
Landesberg	28	6-10	8-8	6-9	1	6	0	0	20
Farrakhan	4	2-2	0-0	0-0	0	0	0	0	5
Sene	16	2-4	2-3	2-5	1	1	2	0	6
Sherrill	3	0-0	0-0	0-0	0	0	0	0	0
Jones	21	3-4	0-0	2-3	0	1	0	0	7
Diane	19	1-7	1-2	0-1	0	0	1	0	3
Brandenburg	3	1-1	0-0	0-1	0	0	0	0	2
Meynsse	7	0-0	0-2	1-1	0	2	0	0	0
Team				0-3					
Totals	200	33-64	18-24	13-49	12	17	5	2	90
		.516	.750						

3-Point Field Goals: (Long)--(5-22/227) Washington (2-6), Smith (1-3), Bogan (1-3), Swecker (1-6), Carter (0-1), Neil (0-1), Gee (0-1), van der Kooij (0-1), (UVA)--(6-16/375) Zeglinski (3-5), Farrakhan (1-1), Jones (1-1), Tucker (1-3), Scott (0-1), Baker (0-2), Diane (0-3).

Longwood	27	34	61
Virginia	42	48	90
Attendance --	8,543		

Virginia opened the game on a 15-2 run and rolled to a 90-61 victory over Longwood. Sylvan Landesberg scored six points in the Cavaliers' game-opening surge and Calvin Baker and Mike Scott each scored four points.

The win broke a three-game UVA losing streak. Virginia scored 16 consecutive points later in the first half to take a 22-point lead at 31-9 with 8:26 left in the half. The Lancers cut the UVA lead to 36-27 with 1:40 remaining in the first half, but the Cavaliers closed the half on a 6-0 run to lead 42-27 at halftime. Longwood got no closer than 14 points in the second half as Virginia pulled away for the victory.

Landesberg scored a game-high 20 points and had nine rebounds to lead the Cavaliers, while Baker and Sammy Zeglinski each finished with 14 points. Jamil Tucker had the first double-double of his collegiate career with 11 points and a game-high 10 rebounds in his first start of the season.

UVA shot 51.6 percent (33-64) from the field, including 37.5 percent (6-16) from three-point range, and 75 percent (18-24) from the free throw line in the game. The Cavaliers out-rebounded Longwood 49-23.

Antwan Carter scored 13 points to lead Longwood. Ryan Bogan and Dana Smith each added 11 points for the Lancers.

Longwood shot 38.5 percent (25-65) from the field, including 22.7 percent (5-22) from three-point range, and 54.5 percent (6-11) from the free throw line.

"Coming off the long break, one of our concerns was not having the right rhythm that we needed. We have been a victim of that before. We made more good plays today. It is a point to build from. There still are some key areas to improve on, but we'll take that, move on and build some consistency." - Dave Leitao

GAME #8 • DECEMBER 20, 2008

AUBURN 58
AT VIRGINIA 56

AUBURN (6-4)		REB							
Player	MP	FG	FT	(0-1)	A	TO	BS	S	TP
Barber	35	5-13	4-9	7-13	1	2	0	1	14
Lett	10	1-2	1-1	1-3	0	0	1	0	3
Reed	37	4-12	2-3	0-1	4	2	1	0	12
Robertson	29	3-9	1-2	3-10	2	4	0	2	7
Waller	33	3-12	0-0	0-1	0	1	1	2	8
Hargrove	31	2-8	0-0	3-10	2	2	1	0	4
Williams	0+	0-0	0-0	0-0	0	0	0	0	0
Barrett	25	4-8	0-0	0-4	0	1	0	1	10
Team				0-2					
Totals	200	22-64	8-15	14-44	9	12	4	6	58
		.344	.533						

VIRGINIA (4-4)		REB							
Player	MP	FG	FT	(0-1)	A	TO	BS	S	TP
Tucker	9	0-2	0-0	0-1	0	0	1	0	0
Scott	27	4-7	1-2	0-3	0	3	0	3	9
Baker	30	2-8	4-4	0-4	4	1	0	1	9
Zeglinski	26	4-14	0-0	0-1	5	1	0	1	9
Landesberg	38	5-8	10-14	0-6	1	5	1	0	22
Sene	22	1-3	0-0	0-9	2	0	4	0	2
Jones	20	2-7	0-0	0-1	1	0	0	1	5
Diane	20	0-0	0-0	0-0	0	1	0	2	0
Meynsse	8	0-0	0-1	1-1	0	1	0	0	0
Team				1-4					
Totals	200	18-49	15-21	2-30	13	12	6	8	56
		.367	.714						

3-Point Field Goals: (AU)--(6-27/222) Barrett (2-5), Reed (2-7), Waller (2-10), Hargrove (0-2), Robertson (0-3), (UVA)--(5-18/278) Landesberg (2-2), Baker (1-3), Jones (1-3), Zeglinski (1-8), Tucker (0-1), Scott (0-1).

Auburn	32	26	58
Virginia	21	35	56
Attendance --	11,070		

A three-point field goal by DeWayne Reed with 1:24 left to play provided Auburn with the winning points as the Tigers held on for a 58-56 victory over Virginia. The Cavaliers had two possessions after Reed's three-pointer, but failed to score.

UVA trailed by 13 points (37-24) with 17:08 left in the game and still trailed by eight (50-42) with 9:15 remaining to play. The Cavaliers then scored 12 consecutive points to take a 54-50 lead with 4:45 remaining. Sylvan Landesberg and Sammy Zeglinski each scored five points in the run.

UVA led 56-52 after a jumper by Zeglinski with 4:02 left to play, but the Cavaliers would not score again. A three-pointer by Auburn's Ty Waller at the 2:16 mark narrowed Virginia's lead to 56-55 and set the stage for Reed's three-point field goal that proved to be the winning basket.

Auburn scored the last 11 points of the first half to take a 32-21 halftime lead. The Cavaliers shot just 20.8 percent (5-24) from the field in the first half. UVA went the final 7:50 of the first half and the first 2:40 of the second half without a field goal.

Landesberg scored a game-high 22 points and had six rebounds. He was the only Virginia player to score in double figures.

UVA shot 52 percent (13-25) from the field in the second half and 36.7 percent (18-49) for the game, including 27.8 percent (5-18) from three-point range. The Cavaliers also shot 71.4 percent (15-21) from the free throw line.

Auburn out-rebounded Virginia 44-30 and had 14 offensive rebounds to just two for the Cavaliers. The Tigers shot 34.4 percent (22-64) from the field, including 22.2 percent (6-27) from three-point range, and 53.3 percent (8-15) from the free throw line.

Korvotney Barber scored 14 points and had 13 rebounds to lead Auburn, while Reed added 12 points and Rasheem Barrett 10 for the Tigers. Lucas Hargrove and Quantez Robertson each had 10 rebounds for Auburn.

"I'm obviously disappointed, particularly with our inability to play a game from start to finish that we prepared to play. Two things we emphasized were to execute a game plan and do it with a high level of passion. We didn't sustain either and it obviously cost us in the beginning, it cost us in the middle and it cost us late." - Dave Leitao

GAME #9 • DECEMBER 23, 2008

HAMPTON 48
AT VIRGINIA 74

LONGWOOD (5-5)		REB							
Player	MP	FG	FT	(0-1)	A	TO	BS	S	TP
Freeman	21	3-8	2-4	0-4	0	5	5	0	8
Harrison	19	0-1	0-0	1-1	1	0	0	0	0
Brooks	20	3-6	0-0	0-3	1	0	0	1	7
Tolson	18	2-7	0-0	1-2	1	3	1	0	4
Morgan	27	4-13	0-0	1-3	1	1	0	3	9
Pellum	17	2-9	0-2	1-2	1	1	0	0	5
Simpson	20	4-12	0-2	2-7	2	1	0	0	10
Tunnell	12	0-0	2-2	0-0	2	3	1	1	2
Smalling	15	0-5	1-2	3-4	1	0	0	0	1
DeGroat	9	1-4	0-0	4-5	0	0	0	0	2
Ntoko	15	0-1	0-0	3-4	1	0	0	1	0
Washington	4	0-0	0-0	0-0	0	0	0	0	0
Team				2-2					
Totals	200	19-66	5-12	18-37	11	14	7	6	48
		.288	.417						

VIRGINIA (5-4)		REB							
Player	MP	FG	FT	(0-1)	A	TO	BS	S	TP
Tucker	22	3-7	3-5	2-6	0	1	1	0	10
Scott	29	6-10	5-6	5-15	1	1	2	2	17
Baker	22	2-3	0-0	0-3	3	2	0	0	5
Zeglinski	30	3-8	2-2	1-3	4	3	1	4	11
Landesberg	28	3-7	3-3	1-3	3	1	0	0	9
Farrakhan	14	3-5	2-2	1-1	2	0	0	0	10
Sene	15	1-4	0-0	1-6	0	2	2	0	2
Soroye	5	1-3	0-0	0-1	1	0	2	0	2
Sherrill	3	0-0	0-0	0-0	1	1	0	0	0
Jones	14	1-9	0-0	0-1	1	1	0	0	2
Diane	11	1-4	2-2	2-3	0	1	0	0	4
Brandenburg	2	1-2	0-0	1-2	0	0	0	0	2
Meynsse	5	0-0	0-0	0-0	0	0	2	0	0
Team				2-3					
Totals	200	25-62	17-20	16-47	16	13	10	6	74
		.403	.850						

3-Point Field Goals: (Ham)--(5-22/227) Simpson (2-5), Brooks (1-3), Pellum (1-5), Morgan (1-6), Ntoko (0-1), Tolson (0-2), (UVA)--(7-23/304) Zeglinski (3-4), Farrakhan (2-3), Baker (1-2), Tucker (1-5), Landesberg (0-1), Diane (0-2), Jones (0-6).

Hampton	27	21	48
Virginia	38	36	74
Attendance --	9,158		

Mike Scott and Sammy Zeglinski each scored six points as Virginia sprinted to a 19-6 lead just 5:31 into the game and went on to a 74-48 victory over Hampton.

The Pirates narrowed the Cavaliers' lead to five points (27-22) with 4:18 to play in the first half, but UVA built the lead back to 11 points (38-27) at halftime. Hampton got no closer than 10 points in the second half as the Cavaliers took control of the game with a 10-0 run that gave them a 52-32 lead with 11:27 left to play. Scott scored four points in the run.

Scott finished the game with 17 points and 15 rebounds for his third double-double of the season, while Zeglinski scored 11 points, had four assists and a career-high four steals. Mustapha Farrakhan added a career-high 10 points and Jamil Tucker also scored 10 points for the Cavaliers.

Virginia shot 40.3 percent (25-62) from the field, including 30.4 percent (7-23) from three-point range, and 85.0 percent (17-20) from the free throw line. The Cavaliers also blocked 10 shots and out-rebounded the Pirates 47-37.

Vincent Simpson was the only player to score in double figures for Hampton with 10 points and he also led the Pirates in rebounding with seven.

Hampton shot just 28.8 percent (19-66) from the field, including 22.7 percent (5-22) from beyond the arc, and only 41.7 percent (5-12) from the free throw line.

"Any time you go into a holiday, you want to do it on a good note. I thought over the course of the game that we evened ourselves out in terms of not having as many highs and lows. We started off really quick sharing the basketball, pushing the basketball, and it led to some high percentage shots that we fortunately made. Our defense was sound enough to get us the ball back." - Dave Leitao



2008-09 VIRGINIA BASKETBALL

GAME #10 • DECEMBER 28, 2008

VIRGINIA 88
AT GEORGIA TECH 84 OT

VIRGINIA (6-4, 1-0)		REB							
Player	MP	FG	FT	(O-T)	A	TO	BS	S	TP
Scott	27	3-8	5-8	5-10	1	2	2	0	11
Sene	24	1-5	0-1	0-1	0	0	2	0	2
Baker	34	6-12	0-0	0-5	0	4	0	1	13
Zeglinski	39	3-10	0-0	1-6	6	3	0	1	9
Landesberg	41	9-18	8-9	0-6	5	1	0	0	26
Farrakhan	16	3-5	4-4	1-1	1	0	0	0	12
Tucker	24	6-7	0-0	0-6	2	2	0	0	15
Soroye	1	0-0	0-0	0-0	0	0	0	0	0
Jones	2	0-0	0-0	0-0	0	0	0	0	0
Diane	6	0-3	0-0	0-1	1	1	0	0	0
Meyinsse	11	0-2	0-0	1-2	0	0	2	0	0
Team				3-4					
Totals	225	31-70	17-22	11-42	16	13	6	2	88
		.443	.773						

GEORGIA TECH (7-4, 0-1)		REB							
Player	MP	FG	FT	(O-T)	A	TO	BS	S	TP
Lawal	40	6-14	9-14	4-9	0	0	1	1	21
Peacock	37	4-6	1-3	3-8	1	1	0	0	9
Aminu	32	6-14	1-4	7-12	0	1	2	2	13
Clinch	42	6-16	3-7	1-9	2	2	0	1	18
Shumpert	38	7-16	2-5	1-5	6	7	0	0	18
Foreman	16	1-4	0-0	1-1	2	0	0	1	2
Storrs	13	1-2	0-0	0-1	0	1	0	2	3
Sheehan	7	0-0	0-0	1-1	0	0	1	0	0
Team				2-4					
Totals	225	31-72	16-33	20-50	11	12	4	7	84
		.431	.485						

3-Point Field Goals: (UVa)--(9-23/39) Tucker (3-3), Zeglinski (3-9), Farrakhan (2-3), Baker (1-4), Landesberg (0-2), Diane (0-2). (GT)--(6-18/33) Clinch (3-10), Shumpert (2-4), Storrs (1-2), Foreman (0-2).

Virginia	44	30	14	88
Georgia Tech	37	37	10	84
Attendance --	7,230			

Jamil Tucker's three-point field goal with 14.7 seconds left in regulation forced overtime and Calvin Baker's driving layup with 10.3 seconds remaining in the overtime period put Virginia ahead for good as the Cavaliers won their Atlantic Coast Conference opener 88-84 at Georgia Tech.

Virginia led by as many as 11 points in the first half after jumping to a 17-6 lead 4:09 into the game. The Cavaliers were ahead by seven (44-37) at halftime behind 14 first-half points by Sylvan Landesberg and 10 by Mustapha Farrakhan.

Georgia Tech opened the second half with a 9-0 run to take the lead and the Yellow Jackets led by as many as five points (69-64) with 3:45 left in regulation before the Cavaliers rallied to send the game to overtime.

Landesberg finished with a game-high total of 26 points, and he also had six rebounds and five assists. Tucker tied his career high with 15 points and had six rebounds, Baker had 13 points and Farrakhan scored a career-high 12 points. Mike Scott had his second consecutive double-double with 11 points and 10 rebounds.

Virginia shot 44.3 percent (31-70) from the field, including 39.1 percent (9-23) from three-point range, and 77.3 percent (17-22) from the free throw line.

Gani Lawal led Georgia Tech with 21 points and nine rebounds, while Lewis Clinch and Iman Shumpert each scored 18 points. Alade Aminu had a double-double for the Yellow Jackets with 13 points and 12 rebounds.

Georgia Tech shot 43.1 percent (31-72) from the field, including 33.3 percent (6-18) from three-point range, but the Yellow Jackets made only 48.5 percent (16-33) of their free throw attempts. Georgia Tech out-rebounded Virginia 50-42 and the Yellow Jackets had 20 offensive rebounds.

It was the first overtime victory for the Cavaliers on an opponent's home court since an 84-82 double overtime win at NC State on Feb. 8, 1996.

"It was a terrific game, both teams played well and played to their strengths. They got a lot of inside scoring and attacked the glass. We were able to spread them out offensively and attack. They made some runs, we made some runs and the last two minutes before overtime, with the game hanging in the balance, some of our guys stepped up. To finish it off in overtime was huge. I think overall it speaks to what we have been talking about. We are getting a little bit better, a little more consistent on the defensive end." - Dave Leitao

GAME #11 • JANUARY 3, 2009

#22 XAVIER 84
AT VIRGINIA 70

XAVIER (11-2)		REB							
Player	MP	FG	FT	(O-T)	A	TO	BS	S	TP
Brown	29	2-7	4-6	1-3	2	1	0	2	8
Anderson	24	2-7	4-5	3-6	1	1	0	0	8
Love	16	1-5	1-2	4-7	1	0	2	0	3
Raymond	31	9-14	2-2	0-6	1	0	2	0	24
Holloway	22	0-5	4-5	0-1	3	4	0	2	4
Redford	15	2-5	1-2	0-0	1	2	0	0	6
McLean	14	2-3	1-1	3-5	2	0	1	0	5
Jackson	28	5-8	0-2	0-3	3	0	0	0	13
Frease	21	6-11	0-0	3-8	1	2	0	0	13
Team				0-5					
Totals	200	29-65	17-25	14-44	15	10	5	4	84
		.446	.680						

VIRGINIA (6-5)		REB							
Player	MP	FG	FT	(O-T)	A	TO	BS	S	TP
Scott	24	7-10	2-2	3-5	0	1	0	0	16
Sene	33	3-8	0-2	6-11	1	0	2	0	6
Baker	22	0-6	0-0	0-1	0	1	0	0	0
Zeglinski	27	3-12	0-0	0-2	6	2	0	2	8
Landesberg	35	7-15	10-11	0-7	4	2	1	1	25
Farrakhan	14	1-5	2-2	0-1	0	2	0	0	5
Tucker	10	0-1	0-0	0-0	0	1	0	0	0
Soroye	2	0-0	0-0	0-0	0	1	0	0	0
Jones	11	0-2	1-2	0-0	0	1	0	0	1
Diane	10	3-4	0-0	1-2	0	1	0	1	7
Tat	9	0-0	2-2	0-0	1	0	0	0	2
Meyinsse	3	0-1	0-0	0-0	0	0	0	0	0
Team				2-4					
Totals	200	24-64	17-21	12-35	12	12	3	4	70
		.375	.810						

3-Point Field Goals: (XU)--(9-22/40) Raymond (4-7), Jackson (3-6), Frease (1-2), Redford (1-3), Brown (0-1), Anderson (0-1), Holloway (0-2). (UVa)--(5-15/33) Zeglinski (2-5), Diane (1-1), Landesberg (1-2), Farrakhan (1-3), Tucker (0-1), Jones (0-1), Baker (0-2).

Xavier	42	42	84
Virginia	26	44	70
Attendance --	10,174		

Xavier out-scored Virginia 23-2 during a 5:55 stretch early in the first half, including a 19-0 run, and went on to an 84-70 victory over the Cavaliers at John Paul Jones Arena.

The Musketeers led by as many as 21 points in the first half and led by 16 (42-26) at halftime. Xavier went on a 13-0 run early in the second half to expand its lead to 28 points (60-32) with 13:00 left to play and the closest Virginia could get after that was 12 points (82-70) with just 38 seconds left in the game.

Sylvan Landesberg scored a game-high 25 points, grabbed seven rebounds and had four assists for the Cavaliers. It was his second consecutive game with at least 25 points after scoring 26 in an 88-84 overtime victory over Georgia Tech on Dec. 28. He is the first UVA freshman to have consecutive games with at least 25 points since Chris Williams during the 1998-99 season.

Mike Scott added 16 points and five rebounds for Virginia. Assane Sene scored six points and had a game-high 11 rebounds for the Cavaliers.

Virginia shot 37.5 percent (24-64) from the field, including 33.3 percent (5-15) from three-point range, and 81.0 percent (17-21) from the free throw line in the game.

B.J. Raymond scored 24 points and had six rebounds to lead Xavier. Kenny Frease had 13 points and eight rebounds for the Musketeers, and Dante Jackson added 13 points.

Xavier shot 44.6 percent (29-65) from the field for the game, including 40.9 percent (9-22) from three-point range, and 68.0 percent (17-25) from the free throw line. The Musketeers out-rebounded Virginia 44-35 and Xavier got 37 points from its bench.

"As I said coming into the year, unfortunately the down side of our youth is that we're going to have days where we surprise ourselves and perform at a high level and there are going to be days, like today, that for whatever reasons, you don't perform at the level you're capable of. We just have to continue to work at it, to gain the proper experience necessary through good and bad situations, and to learn and grow so we can continue to move forward." - Dave Leitao

GAME #12 • JANUARY 6, 2009

BROWN 50
AT VIRGINIA 74

BROWN (5-8)		REB							
Player	MP	FG	FT	(O-T)	A	TO	BS	S	TP
Friske	32	1-6	0-0	1-6	5	6	0	2	2
Skelreja	37	0-0	1-2	1-5	3	2	0	1	1
Sullivan	37	5-14	1-1	0-6	1	1	0	0	14
Mullery	24	4-8	0-0	1-1	1	2	3	1	8
Williams	33	3-10	5-5	1-2	1	1	0	0	13
Gruber	3	1-1	0-0	0-0	0	2	0	1	3
Kane	11	1-1	0-0	0-4	1	0	0	0	3
Kelly	4	0-1	0-0	0-0	0	1	0	0	0
Harris	2	1-1	0-1	0-0	0	1	0	0	2
Kaluz	15	2-8	0-0	1-1	0	1	1	0	4
Hollingsworth	2	0-1	0-0	0-0	0	0	0	0	0
Team				2-4					
Totals	200	18-51	7-9	7-29	12	17	4	5	50
		.353	.778						

VIRGINIA (7-5)		REB							
Player	MP	FG	FT	(O-T)	A	TO	BS	S	TP
Diane	19	3-8	0-0	1-1	1	2	0	1	7
Scott	27	5-10	5-6	5-10	0	0	1	0	15
Sene	16	3-3	0-4	0-3	1	0	3	0	6
Zeglinski	29	7-12	0-0	0-2	2	2	0	2	14
Landesberg	24	0-6	4-4	1-5	0	1	0	1	4
Farrakhan	15	4-7	1-1	0-1	1	0	0	0	9
Baker	18	0-4	0-0	0-2	3	1	1	2	0
Tucker	23	3-5	1-2	2-5	2	1	1	2	8
Sherrill	2	0-0	0-0	0-0	0	0	0	0	0
Jones	9	1-1	0-0	0-3	0	0	0	0	3
Brandenburg	4	1-2	0-0	0-1	0	0	0	0	2
Tat	6	1-1	0-0	0-1	1	0	0	1	2
Meyinsse	8	1-3	2-4	1-3	1	0	0	0	4
Team				4-4					
Totals	200	29-62	13-21	14-41	12	7	6	9	74
		.468	.619						

3-Point Field Goals: (Brown)--(7-17/41) Sullivan (3-8), Williams (2-6), Gruber (1-1), Kane (1-1), Kelly (0-1). (UVa)--(3-13/23) Jones (1-1), Diane (1-3), Tucker (1-3), Zeglinski (0-1), Landesberg (0-2), Baker (0-3).

Brown	29	21	50
Virginia	39	35	74
Attendance --	8,357		

Mike Scott had 15 points and 10 rebounds for his fifth double-double of the season and Sammy Zeglinski added 14 points to lead Virginia to a 74-50 victory over Brown in its non-conference finale at John Paul Jones Arena.

The Cavalier took a 10-point lead (21-11) at the midway point of the first half and eventually took that advantage into intermission (39-29). In the second half, Virginia extended its lead to as many as 26 points as it held Brown to just 21 points in the second half and 23.3 percent (7-30) shooting after the break.

Mustapha Farrakhan and Jamil Tucker added nine and eight points respectively off the bench, as 11 different Cavaliers scored in the game.

Virginia shot 46.8 percent (29-62) from the field, including 23.1 percent (3-13) from three-point range, and 61.9 percent (13-21) from the free throw line. The Cavaliers also out-rebounded the Bears 41-29.

Peter Sullivan scored 14 points to lead Brown, while Adrian Williams added 13 points.

Brown shot 35.3 percent (18-51) from the field, including 41.2 percent (7-17) from beyond the arc, and 77.8 percent (7-9) from the free throw line.

"Not too much to say other than it's always good to get back to winning and we have to be happy with that, understanding that you have to win a certain way and stating goals for ourselves. I thought we did some of that today, particularly in the second half on defense, where I thought we picked up the pace and wore them down a little bit more. We got a chance from there to rebound and stretch it out a little bit which we weren't able to do in the first half." - Dave Leitao



2008-09 VIRGINIA BASKETBALL

GAME #13 - JANUARY 10, 2009

VIRGINIA 75
AT VIRGINIA TECH 78

VIRGINIA (7-6, 1-1)		REB							
Player	MP	FG	FT	(0-1)	A	TO	BS	S	TP
Scott	26	7-10	1-4	2-6	0	3	0	0	16
Sene	25	3-5	0-0	2-8	0	1	4	0	6
Zeglinski	31	2-7	0-2	0-2	0	2	0	0	4
Landesberg	38	7-11	6-6	1-8	5	6	0	1	20
Diane	25	2-5	0-0	0-2	0	1	1	1	4
Farrakhan	12	5-7	3-3	0-0	0	1	0	0	17
Baker	18	1-1	0-0	0-1	2	1	1	0	3
Tucker	18	2-8	0-0	0-2	0	1	3	0	5
Soroye	3	0-1	0-0	1-1	0	1	0	0	0
Meyinsse	4	0-0	0-0	0-0	0	0	1	1	0
Team				1-3					
Totals	200	29-55	10-15	7-33	15	17	10	3	75
		527	.667						

VIRGINIA TECH (10-5, 1-1)		REB							
Player	MP	FG	FT	(0-1)	A	TO	BS	S	TP
Allen	23	0-7	3-5	2-6	2	1	1	1	3
Davila	15	3-7	0-0	2-2	0	1	0	0	6
Thompson	17	0-2	0-0	0-0	1	3	0	2	0
Vassallo	40	9-14	10-12	1-7	3	0	1	1	29
Delaney	37	10-17	1-3	1-4	2	2	0	2	24
Bell	23	2-5	0-0	2-3	3	1	0	1	5
Hudson	2	0-0	0-0	0-1	0	0	0	0	0
Thorns	10	0-1	0-0	0-0	1	1	0	0	0
Witcher	11	2-5	2-2	3-3	0	1	0	0	6
Diakite	22	2-5	1-3	1-5	0	1	1	0	5
Team				1-1					
Totals	200	28-63	17-25	13-32	12	11	3	7	78
		.444	.680						

3-Point Field Goals: (UVa)--(7-17/41.2) Farrakhan (4-5), Scott (1-1), Baker (1-1), Tucker (1-4), Diane (0-2), Zeglinski (0-4). (VT)--(5-10/50.0) Delaney (3-6), Bell (1-1), Vassallo (1-2), Thorns (0-1).

Virginia	33	42	75
Virginia Tech	40	38	78
Attendance	-- 9,847		

Virginia rallied from down 15 points with 5:23 to play to close within one point in the closing seconds, but could not complete the comeback, falling to Virginia Tech 78-75 at Cassell Coliseum. It was the Cavaliers' first loss in ACC play this season.

The Cavaliers led by as many as six points in the first half, but a late 11-2 Hokie run gave Virginia Tech a seven point lead at intermission.

In the second half, a 15-4 Hokie run extended their lead to 15 points (64-49) with 5:23 to play. The Cavaliers rallied to cut the lead to one point with two seconds remaining as Mustapha Farrakhan scored 15 of his career-high 17 points in that span.

Sylvan Landesberg led Virginia with 20 points, his eighth 20-point game of the season. Farrakhan had 17 points on 5-7 shooting (4-5 3FG) and Mike Scott added 16 points for the Cavaliers.

Virginia shot 52.7 percent (29-55) from the field, including 41.2 percent (7-17) from three-point range, and 66.7 percent (10-15) from the free throw line.

A.D. Vassallo led Virginia Tech with 29 points. Malcolm Delaney added 24 points for the Hokies, who improved to 10-5 (1-1 ACC).

Virginia Tech shot 44.4 percent (28-63) from the field, including 50.0 percent (5-10) from three-point range, and shot 68.0 percent (17-25) from the free throw line.

"Obviously we're disappointed with the end result today and not being able to come away with a win. I thought before the game, if we strung together some plays on both ends of the floor, we would have a better opportunity to win. We started the game that way, but towards the end of the first half, they put together an 11-2 run. There were different plays in the game that could've gone either way, and that cost us; not sticking to our principles at times like that where a team comes at you and you don't come back either on defense or through execution. There were things that happened in the second half that made the game less manageable for us. As a result, we end up with the loss." - Dave Leitao

GAME #14 - JANUARY 15, 2009

#5 NORTH CAROLINA 83
AT VIRGINIA 61

NORTH CAROLINA (15-2, 1-2)		REB							
Player	MP	FG	FT	(0-1)	A	TO	BS	S	TP
Green	31	5-13	2-2	3-6	4	2	3	2	13
Thompson	28	2-6	0-0	0-5	0	0	1	0	4
Hansbrough	33	6-13	15-17	5-12	1	3	3	0	28
Lawson	30	7-10	2-2	0-1	9	1	0	1	19
Ellington	29	4-10	5-7	2-8	5	0	0	0	13
Frasor	10	0-1	0-0	0-1	0	0	0	0	0
Drew II	11	0-1	0-0	0-2	2	0	0	0	0
Graves	9	0-2	0-0	0-1	0	1	0	0	0
Watts	1	0-0	0-0	0-0	0	0	0	0	0
Davis	17	3-7	0-0	3-7	0	2	3	0	6
Copeland	1	0-1	0-0	0-0	0	0	0	0	0
Team				1-4					
Totals	200	27-64	24-28	14-47	21	9	10	3	83
		.422	.857						

VIRGINIA (7-7, 1-2)		REB							
Player	MP	FG	FT	(0-1)	A	TO	BS	S	TP
Diane	11	2-10	0-0	3-5	0	0	0	0	4
Scott	24	5-8	1-1	7-7	0	2	1	0	11
Sene	25	1-5	0-2	5-10	0	2	1	0	2
Zeglinski	26	1-8	0-0	1-2	1	4	0	0	3
Landesberg	27	1-9	0-0	1-4	1	1	0	0	2
Farrakhan	27	4-15	0-0	0-1	4	1	2	1	10
Baker	15	3-6	4-4	0-1	2	0	0	2	11
Tucker	26	5-13	2-2	2-5	1	0	2	1	12
Sherrill	1	0-1	0-0	0-0	0	0	0	0	0
Jones	11	3-5	0-0	0-4	0	0	0	0	6
Brandenburg	1	0-0	0-0	0-0	0	0	0	0	0
Tat	2	0-0	0-0	0-0	0	0	0	0	0
Meyinsse	4	0-2	0-0	0-1	0	0	0	0	0
Team				5-10					
Totals	200	25-82	7-9	24-50	9	10	6	4	61
		.305	.778						

3-Point Field Goals: (UNC)--(5-14/35.7) Lawson (3-3), Hansbrough (1-1), Green (1-4), Frasor (0-1), Drew II (0-1), Graves (0-1), Copeland (0-1), Ellington (0-2). (UVa)--(4-27/14.8) Farrakhan (2-7), Baker (1-3), Zeglinski (1-6), Sherrill (0-1), Diane (0-2), Landesberg (0-2), Jones (0-2), Tucker (0-4).

North Carolina	50	33	83
Virginia	36	25	61
Attendance	-- 13,811		

Tyler Hansbrough had game-high totals of 28 points and 12 rebounds to lead No. 5 North Carolina to an 83-61 victory over Virginia at John Paul Jones Arena.

The Tar Heels opened the game with a 14-2 run over the first 5:07 led by Danny Green's seven points, but the Cavaliers countered with a 12-1 run of their own, featuring six points by Mustapha Farrakhan, to cut the North Carolina lead to 15-14 with 10:40 left in the first half. North Carolina responded with an 11-2 run to open up a 26-16 advantage with 8:33 left in the half and the Tar Heels went on to lead by 14 points (50-36) at halftime.

A 10-0 North Carolina run expanded the lead to 24 points (62-38) early in the second half and the Tar Heels led by as many as 27 points in securing the victory. It was the fifth consecutive win in the series for North Carolina and marked the second consecutive season the Tar Heels won at John Paul Jones Arena.

Jamil Tucker scored 12 points to lead four Virginia players in double figure scoring. Mike Scott added 11 points and seven rebounds, Calvin Baker also scored 11 points and Farrakhan added 10 points and a team-high four assists. Assane Sene grabbed 10 rebounds to lead UVa in that department.

Virginia shot 30.5 percent (25-82) from the field, including just 14.8 percent (4-27) from three-point range, and the Cavaliers made 77.8 percent (7-9) of their free throws.

Hansbrough's 28 points led four players in double figure scoring for North Carolina. Ty Lawson scored 19 points and had a game-high nine assists, while Green and Wayne Ellington each scored 13 points.

North Carolina shot 42.2 percent (27-64) from the field, including 35.7 percent (5-14) from three-point range, and 85.7 percent (24-28) from the free throw line.

"When you give an excellent team a reason to batten down the hatches, clean up some things and gain some time to practice on it, it was going to take a monumental effort to withstand that. At the start of the game, we had to come out and be ready. The first four minutes were critically important. We battled, but we got down 10-2. We couldn't make a shot, and as a result, we were a little tentative. We had a chance to fight back. It has been a disturbing pattern in that we leak a little oil toward the end of the first half and got down double-digits" - Dave Leitao

GAME #15 - JANUARY 20, 2009

VIRGINIA 78
AT MARYLAND 84

VIRGINIA (7-8, 1-3)		REB							
Player	MP	FG	FT	(0-1)	A	TO	BS	S	TP
Scott	23	3-8	10-10	6-10	0	3	0	1	16
Sene	10	2-2	0-0	2-7	0	2	0	0	4
Zeglinski	19	0-4	0-0	0-0	1	3	0	0	0
Landesberg	34	2-10	3-4	4-11	3	3	0	0	7
Diane	17	4-5	1-2	1-1	2	2	1	1	9
Farrakhan	23	1-7	0-0	0-1	1	1	0	0	2
Baker	22	7-10	0-0	0-3	3	3	0	0	16
Tucker	26	7-12	3-3	2-3	0	1	1	1	21
Jones	0+0	0-0	0-0	0-0	0	0	0	0	0
Brandenburg	1	0-0	0-0	0-0	0	0	0	0	0
Tat	4	0-0	0-0	0-0	0	1	0	0	0
Meyinsse	21	1-1	1-2	1-1	0	0	0	0	3
Team				0-1					
Totals	200	27-59	18-21	16-35	10	19	2	3	78
		.458	.857						

MARYLAND (13-5, 2-2)		REB							
Player	MP	FG	FT	(0-1)	A	TO	BS	S	TP
Milbourne	37	5-9	7-7	1-5	0	3	0	1	17
Neal	13	3-5	0-0	0-0	2	0	0	0	8
Hayes	32	4-9	0-0	0-2	11	0	0	3	10
Vasquez	36	4-10	7-8	1-3	3	2	2	2	16
Bowie	34	6-11	5-6	1-4	2	3	0	2	17
Dupree	10	1-3	2-2	1-1	0	2	0	0	4
Kim	5	0-0	0-0	0-2	0	1	0	1	0
Mosley	13	2-2	0-0	1-2	1	0	0	1	4
Tucker	4	0-0	0-0	0-0	1	1	0	1	0
Gregory	16	4-5	0-1	1-2	0	1	1	0	8
Team				1-4					
Totals	200	29-54	21-24	7-25	20	13	3	11	84
		.537	.875						

3-Point Field Goals: (UVa)--(6-20/30.0) Tucker (4-6), Baker (2-4), Diane (0-1), Landesberg (0-2), Zeglinski (0-3), Farrakhan (0-4). (Md)--(5-10/50.0) Neal (2-2), Hayes (2-6), Vasquez (1-2).

Virginia	30	48	78
Maryland	45	39	84
Attendance	-- 16,205		

Maryland built a 15-point halftime lead and then held off a second half Virginia rally to defeat the Cavaliers 84-78 in College Park, Md.

The Terrapins used a 17-5 run over the last 6:46 of the first half to lead by as many as 17 points (45-28) with 1:16 remaining in the half and by a score of 45-30 at halftime. The Cavaliers chipped away at the Maryland lead in the second half and got within two points (65-63) with 5:05 left to play. The Terrapins then went on a 9-2 run to build their lead back to nine points (74-65) with 2:20 remaining and Virginia could get no closer than four points the rest of the way.

Jamil Tucker scored a career-high 21 points on 7-12 shooting from the field, including 4-6 from three-point range, and he made all three of his free throw attempts to lead the Cavaliers. Mike Scott had his sixth double-double of the season for Virginia with 16 points and 10 rebounds, and Calvin Baker added 16 points. Scott made all 10 of his free throw attempts. Sylvan Landesberg had a career-high 11 rebounds for the Cavaliers.

Virginia shot 45.8 percent (27-59) from the field, including 30.0 percent (6-20) from three-point range, and a season-high 85.7 percent (18-21) from the free throw line.

Adrian Bowie and Landon Milbourne led four Maryland players in double figures in scoring with 17 points each. Greivis Vasquez added 16 points and Eric Hayes had 10 points and 11 assists for the Terrapins.

Maryland shot 53.7 percent (29-54) from the field, including 50.0 percent (5-10) from three-point range, and 87.5 percent (21-24) from the free throw line.

"It's not going to be a situation that's productive to winning when you dig a hole as we did in the beginning of the game and throughout the first half. The tentativeness on offense got us turnovers; not playing basketball north and south got us turnovers. Bad shot selection led to fast-break points on their end, and when we don't get good possessions we tend to not play as well on the defensive end. We gave them 45 points in the first half and we obviously just couldn't climb out of that hole." - Dave Leitao



2008-09 VIRGINIA BASKETBALL

GAME #16 • JANUARY 24, 2009

FLORIDA STATE 73
AT VIRGINIA 62

FLORIDA STATE (16-4, 3-2)

Player	MP	FG	FT	REB (0-1)	A	TO	BS	S	TP
Singleton	22	3-6	0-0	4-7	1	2	1	2	7
Echefu	19	1-3	4-4	2-3	1	2	0	0	6
Alabi	26	5-10	0-0	1-4	0	3	2	1	10
Kitchen	27	2-6	1-2	1-3	3	3	0	3	6
Douglas	34	8-11	4-4	0-3	5	3	0	1	21
Gibson	6	2-3	0-1	1-2	0	1	0	1	4
DeMercy	24	1-3	2-2	1-3	3	3	1	0	5
Loucks	18	2-5	0-0	0-1	1	0	0	0	6
Dulkys	13	2-5	0-0	0-1	1	1	0	0	6
Reid	11	1-2	0-0	2-2	1	4	0	1	2
Team				1-2					
Totals	200	27-54	11-23	13-31	16	22	4	9	73
		.500	.846						

VIRGINIA (7-9, 1-4)

Player	MP	FG	FT	REB (0-1)	A	TO	BS	S	TP
Scott	30	1-4	0-0	2-4	1	3	0	3	2
Sene	22	0-1	0-0	1-1	0	1	3	0	0
Baker	29	2-8	2-2	2-4	3	1	1	1	6
Zeglinski	18	2-5	4-8	0-2	0	4	0	5	8
Landesberg	31	5-11	14-14	3-6	2	6	0	0	24
Farrakhan	14	0-5	0-0	0-1	0	1	0	0	0
Tucker	11	3-5	2-2	2-2	1	2	0	1	10
Soroye	4	0-0	0-0	0-0	0	0	0	0	0
Jones	14	3-7	0-0	0-1	0	0	0	0	8
Diane	18	1-2	1-2	0-1	1	1	0	2	3
Meynsse	9	0-0	1-2	1-2	0	0	0	0	1
Team				1-1					
Totals	200	17-48	24-30	12-25	8	19	4	12	62
		.354	.800						

3-Point Field Goals: (FSU)--(8-15/533) Loucks (2-3), Dulkys (2-4), Singleton (1-1), Douglas (1-2), DeMercy (1-2), Kitchen (1-3). (UVa)--(4-14/286) Tucker (2-2), Jones (2-4), Baker (0-1), Diane (0-1), Zeglinski (0-2), Landesberg (0-2), Farrakhan (0-2).

Florida State 30 43 73
Virginia 16 46 62
Attendance -- 10,981

Florida State held Virginia to three field goals, 16 points and 13.6 percent (3-22) shooting from the field in the first half in building a 14-point halftime lead (30-16) and the Seminoles went on to a 73-62 victory over the Cavaliers at John Paul Jones Arena.

Florida State took control of the game with a 14-0 run over a 6:24 stretch of the first half to build a 24-5 lead with 6:40 remaining in the half. The Seminoles led by as many as 21 points in the second half.

The Cavaliers' 16 first half points were the fewest they'd scored before halftime since scoring 15 against Connecticut on Nov. 29, 1993, at University Hall. Virginia's three first half field goals were the fewest in a half for the Cavaliers since they made three field goals in the second half at NC State on Feb. 19, 1997.

The closest UVa got to the Seminoles in the second half was the final margin of 11 points.

Sylvan Landesberg scored a game-high 24 points and had six rebounds to lead the Cavaliers. It was his ninth 20-point game of the season, tying Virginia's freshman record. Landesberg made all 14 of his free throw attempts in the game, tying for the second best perfect game from the line in UVa history.

Jamil Tucker was the only other UVa player to score in double figures with 10 points. It was Tucker's third consecutive double figure scoring effort, the longest streak of his career.

Virginia shot 35.4 percent (17-48) from the field for the game, including 28.6 percent (4-14) from three-point range, and the Cavaliers made 80.0 percent (24-30) of their free throw attempts.

Toney Douglas led Florida State with 21 points and Solomon Alabi added 10.

Florida State shot 50.0 percent (27-54) from the field, including 53.3 percent (8-15) from three-point range, and 84.6 percent (11-13) from the free throw line.

"The way Florida State plays basketball—systematically and methodically—wore us out and wore us down mentally, starting with the beginning of the game. We have been preaching for the last couple of days about offense. You have to take advantage of every opportunity to score because there just aren't that many" - Dave Leitao



CALVIN BAKER

#4

Junior • Guard • 6-2 • 186 • Newport News, Va. • Woodside H.S. • William & Mary

2008-09 SEASON:

- One of Virginia's tri-captains this season
- Shooting 92.6 percent (25-27) from the free throw line in the last 14 games and 83.9 percent (26-31) for the season
- Had a season-high 16 points at Maryland
- Scored 11 points vs. North Carolina
- Scored 13 points, including the game-winning layup with 10.3 seconds remaining in overtime, at Georgia Tech
- Had nine points and four assists vs. Auburn
- Had 14 points and a season-high six rebounds vs. Longwood
- Had 14 points and tied a career high with four steals at Syracuse
- Had 15 points and five assists vs. Liberty
- Scored nine points vs. Radford, including five of the team's last seven points in the final 2:35
- Assisted Sylven Landesberg's go-ahead layup with 13 seconds remaining against USF
- Had a career-high seven assists and tied a career high with four steals vs. VMI
- Had four points and four rebounds in the exhibition vs. Shepherd

2008-09 GAME-BY-GAME:

Opponent	GP-GS	FG-FGA	3FG-3FGA	FT-FTA	Off-Def	Total	A	TO	Blk	Stl	PF	Min	Pts
VMI	1-1	2-4	0-1	0-0	1-4	5	7	5	0	4	1	21	4
USF	2-2	1-5	0-1	1-4	1-0	1	2	1	0	0	1	17	3
Radford	3-3	2-7	0-2	5-6	0-0	0	1	2	0	1	1	18	9
Liberty	4-4	5-9	3-6	2-2	0-3	3	5	3	0	1	5	25	15
at Syracuse	5-5	6-10	1-4	1-1	0-3	3	3	4	0	4	5	31	14
at Minnesota	6-6	3-11	0-3	3-4	0-2	2	2	3	0	0	4	33	9
Longwood	7-7	5-11	0-2	4-4	0-6	6	3	4	0	1	0	24	14
Auburn	8-8	2-8	1-3	4-4	0-4	4	4	1	0	1	0	30	9
Hampton	9-9	2-3	1-2	0-0	0-3	3	3	2	0	0	1	22	5
at Georgia Tech	10-10	6-12	1-4	0-0	0-5	5	0	4	0	1	4	34	13
Xavier	11-11	0-6	0-2	0-0	0-1	1	0	1	0	0	1	22	0
Brown	12-11	0-4	0-3	0-0	0-2	2	3	1	1	2	0	18	0
at Va. Tech	13-11	1-1	1-1	0-0	0-1	1	2	1	1	0	1	18	3
N. Carolina	14-11	3-6	1-3	4-4	0-1	1	2	0	0	2	0	15	11
at Maryland	15-11	7-10	2-4	0-0	0-0	0	3	3	0	0	1	22	16
Florida State	16-12	2-8	0-1	2-2	2-2	4	3	1	1	1	1	29	6

SINGLE GAME BESTS (at Virginia)

POINTS

Season: 16 at Maryland (1/20/09)
 Career: 17 at Maryland (1/30/08)
 ACC: 17 at Maryland (1/30/08)

REBOUNDS

Season: 6 vs. Longwood (12/17/08)
 Career: 8 vs. Howard (11/14/07)
 ACC: 7 at Georgia Tech (3/3/08)

FG MADE

Season: 7 at Maryland (1/20/09)
 Career: 7 vs. Duke (3/5/08), at Md. (1/20/09)
 ACC: 7 vs. Duke (3/5/08), at Md. (1/20/09)

FG ATTEMPTS

Season: 12 at Georgia Tech (12/28/08)
 Career: 15 vs. Duke (3/5/08)
 ACC: 15 vs. Duke (3/5/08)

3 PT FG MADE

Season: 3 vs. Liberty (11/25/08)
 Career: 4 vs. Northwestern (11/27/07)
 ACC: 3 on three occasions

3 PT FG ATTEMPTS

Season: 6 vs. Liberty (11/25/08)
 Career: 7 vs. Syracuse (12/5/07), vs. Ga Tech (1/27/08)
 ACC: 7 vs. Georgia Tech (1/27/08)

FT MADE

Season: 5 vs. Radford (11/21/08)
 Career: 5 at Miami (3/1/08), vs. Radford (11/21/08)
 ACC: 5 at Miami (3/1/08)

FT ATTEMPTS

Season: 6 vs. Radford (11/21/08)
 Career: 6 at Miami (3/1/08), vs. Radford (11/21/08)
 ACC: 6 at Miami (3/1/08)

ASSISTS

Season: 7 vs. VMI (11/16/08)
 Career: 7 vs. VMI (11/16/08)
 ACC: 5 at Boston College (2/17/08)

TURNOVERS

Season: 5 vs. VMI (11/16/08)
 Career: 5 vs. Duke (3/5/08), vs. VMI (11/16/08)
 ACC: 5 vs. Duke (3/5/08)

BLOCKS

Season: 1 on three occasions
 Career: 2 vs. North Carolina (2/12/08)
 ACC: 2 vs. North Carolina (2/12/08)

STEALS

Season: 4 vs. VMI (11/16/08), at Syracuse (11/28/08)
 Career: 4 on three occasions
 ACC: 4 at Georgia Tech (3/3/08)

MINUTES

Season: 34 at Georgia Tech (12/28/08)
 Career: 34 at FSU (1/23/08), at Ga. Tech (12/28/08)
 ACC: 34 at FSU (1/23/08), at Ga. Tech (12/28/08)

CAREER STATISTICS (at Virginia)

Year	G-GS	Min-Avg.	FG-FGA	Pct.	3FG-3FGA	Pct.	FT-FTA	Pct.	Off-Def.	Reb-Avg.	PF-DQ	Ast	TO	Blk	Stl	Pts-Avg
2006-07	Did not play after transferring															
ACC																
2007-08	33-8	835-25.3	103-247	.417	41-110	.373	37-55	.673	19-67	86-2.6	62-0	79	57	5	29	284-8.6
ACC	16-8	448-28.0	55-133	.414	20-53	.377	24-32	.750	9-37	46-2.9	30-0	34	29	4	19	154-9.6
2008-09	16-12	379-23.7	47-115	.409	11-42	.262	26-31	.839	4-37	41-2.6	26-2	43	36	3	18	131-8.2
ACC	5-2	118-23.6	19-37	.514	5-13	.385	6-6	1.000	2-9	11-2.2	7-0	10	9	2	4	49-9.8
CAREER	49-20	1214-24.8	150-362	.414	52-152	.342	63-86	.733	23-104	127-2.6	88-2	122	93	8	47	415-8.5
ACC	21-10	566-27.0	74-170	.435	25-66	.379	30-38	.789	11-46	57-2.7	37-0	44	38	6	23	203-9.7



JOHN BRANDENBURG #25

Freshman • Center • 6-11 • 241 • Des Peres, Mo. • De Smet Jesuit H.S.

2008-09 SEASON:

- Had two points and one rebound vs. Brown
- Had two points and two rebounds vs. Hampton
- Had two points and one rebound vs. Longwood
- Made collegiate debut vs. Radford and had one rebound and one block
- Had two points and four rebounds in six minutes of action in the exhibition vs. Shepherd

SINGLE GAME BESTS

POINTS

Season: 2 on three occasions
 Career: 2 on three occasions
 ACC: --

REBOUNDS

Season: 2 vs. Hampton (12/23/08)
 Career: 2 vs. Hampton (12/23/08)
 ACC: --

FG MADE

Season: 1 on three occasions
 Career: 1 on three occasions
 ACC: --

FG ATTEMPTS

Season: 2 vs. Hampton (12/23/08), vs. Brown (1/6/09)
 Career: 2 vs. Hampton (12/23/08), vs. Brown (1/6/09)
 ACC: --

3 PT FG MADE

Season: --
 Career: --
 ACC: --

3 PT FG ATTEMPTS

Season: --
 Career: --
 ACC: --

FT MADE

Season: --
 Career: --
 ACC: --

FT ATTEMPTS

Season: --
 Career: --
 ACC: --

ASSISTS

Season: --
 Career: --
 ACC: --

TURNOVERS

Season: --
 Career: --
 ACC: --

BLOCKS

Season: 1 vs. Radford (11/21/08)
 Career: 1 vs. Radford (11/21/08)
 ACC: --

STEALS

Season: --
 Career: --
 ACC: --

MINUTES


Season: 5 vs. Radford (11/21/08)
 Career: 5 vs. Radford (11/21/08)
 ACC: 1 vs. UNC (1/15/09), at Md. (1/20/09)

2008-09 GAME-BY-GAME:

Opponent	GP-GS	FG-FGA	3FG-3FGA	FT-FTA	Off-Def	Total	A	TO	Blk	Stl	PF	Min	Pts
VMI	DNP												
USF	DNP												
Radford	1-0	0-0	0-0	0-0	0-1	1	0	0	1	0	3	5	0
Liberty	DNP												
at Syracuse	DNP												
at Minnesota	DNP												
Longwood	2-0	1-1	0-0	0-0	0-1	1	0	0	0	0	0	3	2
Auburn	DNP												
Hampton	3-0	1-2	0-0	0-0	1-1	2	0	0	0	0	0	2	2
at Georgia Tech	DNP												
Xavier	DNP												
Brown	4-0	1-2	0-0	0-0	0-1	1	0	0	0	0	0	4	2
at Va. Tech	DNP												
N. Carolina	5-0	0-0	0-0	0-0	0-0	0	0	0	0	0	0	1	0
at Maryland	6-0	0-0	0-0	0-0	0-0	0	0	0	0	0	0	1	0
Florida State	DNP												

CAREER STATISTICS

Year	G-GS	Min-Avg.	FG-FGA	Pct.	3FG-3FGA	Pct.	FT-FTA	Pct.	Off-Def.	Reb-Avg.	PF-DQ	Ast	TO	Blk	Stl	Pts-Avg
2008-09	6-0	16-2.7	3-5	.600	0-0	.000	0-0	.000	1-4	5-0.8	3-0	0	0	1	0	6-1.0
ACC	2-0	2-1.0	0-0	.000	0-0	.000	0-0	.000	0-0	0-0.0	0-0	0	0	0	0	0-0.0
CAREER	6-0	16-2.7	3-5	.600	0-0	.000	0-0	.000	1-4	5-0.8	3-0	0	0	1	0	6-1.0
ACC	2-0	2-1.0	0-0	.000	0-0	.000	0-0	.000	0-0	0-0.0	0-0	0	0	0	0	0-0.0



MAMADI DIANE

#24

Senior • Guard/Forward • 6-5 • 204 • Potomac, Md. • DeMatha Catholic H.S.

2008-09 SEASON:

- One of Virginia's tri-captains this season
- Played in the 100th game of his Virginia career at Syracuse
- Had nine points (4-5 FG) at Maryland
- Scored seven points vs. Brown
- Had seven points vs. Xavier
- Scored 13 points vs. USF
- Had 14 points and seven rebounds vs. VMI
- Scored 14 points in the exhibition vs. Shepherd

SINGLE GAME BESTS

POINTS

Season: 14 vs. VMI (11/16/08)
 Career: 26 vs. Maryland (1/16/07)
 ACC: 26 vs. Maryland (1/16/07)

REBOUNDS

Season: 7 vs. VMI (11/16/08)
 Career: 11 vs. Hampton (12/16/06)
 ACC: 10 vs. Wake Forest (2/4/06)

FG MADE

Season: 6 vs. VMI (11/16/08), vs. USF (11/19/08)
 Career: 9 vs. Maryland (1/16/07)
 ACC: 9 vs. Maryland (1/16/07)

FG ATTEMPTS

Season: 15 vs. VMI (11/16/08)
 Career: 17 vs. Georgia Tech (1/27/08)
 ACC: 17 vs. Georgia Tech (1/27/08)

3 PT FG MADE

Season: 1 vs. Xavier (1/3/09), vs. Brown (1/6/09)
 Career: 6 vs. Northwestern (11/27/07)
 ACC: 5 at Florida State (1/23/08)

3 PT FG ATTEMPTS

Season: 4 vs. VMI (11/16/08), vs. USF (11/19/08)
 Career: 10 vs. Boston College (1/19/08)
 ACC: 10 vs. Boston College (1/19/08)

FT MADE

Season: 2 vs. VMI (11/16/08), vs. Hampton (12/23/08)
 Career: 7 vs. Loyola (12/23/05), vs. UMES (11/26/06)
 ACC: 6 vs. Maryland (1/16/07)

FT ATTEMPTS

Season: 3 vs. VMI (11/16/08)
 Career: 8 vs. Loyola (12/23/05)
 ACC: 7 vs. Md (1/16/07), at VT (2/2/08)

ASSISTS

Season: 2 vs. Lib. (11/25/08), at Md (1/20/09)
 Career: 4 vs. Loyola (12/23/05), at Md (1/30/08)
 ACC: 4 at Maryland (1/30/08)

TURNOVERS

Season: 2 on four occasions
 Career: 5 vs. Morgan St. (11/19/06), at GT (3/3/08)
 ACC: 5 at Georgia Tech (3/3/08)

BLOCKS

Season: 1 on six occasions
 Career: 3 vs. Liberty (11/18/05), at Arizona (11/17/07)
 ACC: 2 on 4 occasions

STEALS

Season: 2 vs. Auburn (12/20/08), vs. Fla. State (1/24/09)
 Career: 4 vs. Maryland (1/16/07)
 ACC: 4 vs. Maryland (1/16/07)

MINUTES


Season: 30 vs. USF (11/19/08)
 Career: 42 vs. Georgia Tech (1/27/08)
 ACC: 42 vs. Georgia Tech (1/27/08)

2008-09 GAME-BY-GAME:

Opponent	GP-GS	FG-FGA	3FG-3FGA	FT-FTA	Off-Def	Total	A	TO	Blk	Stl	PF	Min	Pts
VMI	1-1	6-15	0-4	2-3	5-2	7	1	0	1	1	3	27	14
USF	2-2	6-14	0-4	1-2	1-2	3	1	2	0	0	3	30	13
Radford	3-3	1-9	0-2	1-2	3-2	5	1	0	0	0	24	3	
Liberty	4-4	0-6	0-3	0-0	0-2	2	2	1	1	0	3	27	0
at Syracuse	5-4	0-3	0-1	0-1	1-1	2	0	1	0	1	2	16	0
at Minnesota	6-4	2-4	0-0	0-0	0-1	1	1	2	1	0	1	15	4
Longwood	7-4	1-7	0-3	1-2	0-1	1	0	0	1	0	0	19	3
Auburn	8-4	0-0	0-0	0-0	0-0	0	0	1	0	2	2	20	0
Hampton	9-4	1-4	0-2	2-2	2-1	3	0	1	0	0	0	11	4
at Georgia Tech	10-4	0-3	0-2	0-0	0-1	1	1	1	0	0	1	6	0
Xavier	11-4	3-4	1-1	0-0	1-1	2	0	1	0	1	3	10	7
Brown	12-5	3-8	1-3	0-0	1-0	1	1	2	0	1	1	19	7
at Va. Tech	13-6	2-5	0-2	0-0	0-2	2	0	1	1	1	1	25	4
N. Carolina	14-7	2-10	0-2	0-0	3-2	5	0	0	0	0	2	11	4
at Maryland	15-8	4-5	0-1	1-2	1-0	1	2	2	1	1	3	17	9
Florida State	16-8	1-2	0-1	1-2	0-1	1	1	1	0	2	0	18	3

CAREER STATISTICS

Year	G-GS	Min-Avg.	FG-FGA	Pct.	3FG-3FGA	Pct.	FT-FTA	Pct.	Off-Def.	Reb-Avg.	PF-DQ	Ast	TO	Blk	Stl	Pts-Avg
2005-06	30-11	668-22.3	65-193	.337	16-66	.242	35-43	.814	33-79	112-3.7	42-0	32	36	11	22	181-6.0
ACC	16-1	321-20.1	31-94	.330	7-36	.194	12-15	.800	20-39	59-3.7	22-0	17	17	3	10	81-5.1
2006-07	32-32	883-27.6	111-251	.442	42-120	.350	43-57	.754	34-78	112-3.5	61-3	38	42	13	26	307-9.6
ACC	16-16	446-27.9	49-132	.371	18-64	.281	18-27	.667	17-37	54-3.4	32-2	18	21	8	15	134-8.4
2007-08	33-22	950-28.8	131-303	.432	60-145	.414	67-99	.677	55-91	146-4.4	72-0	37	59	22	20	389-11.8
ACC	16-8	482-30.1	60-160	.375	24-70	.343	40-60	.667	35-41	76-4.8	36-0	15	28	7	8	184-11.5
2008-09	16-8	295-18.4	32-99	.323	2-31	.065	9-16	.563	18-19	37-2.3	25-0	11	16	6	10	75-4.7
ACC	5-3	77-15.4	9-25	.360	0-8	.000	2-4	.500	4-6	10-2.0	7-0	4	5	2	4	20-4.0
CAREER	111-73	2796-25.2	339-846	.401	120-362	.331	154-215	.716	140-267	407-3.7	200-3	118	153	52	78	952-8.6
ACC	53-28	1326-25.0	149-411	.363	49-178	.275	72-106	.679	76-123	199-3.8	97-2	54	71	20	37	419-7.9



MUSTAPHA FARRAKHAN

#2

Sophomore • Guard • 6-4 • 179 • Harvey, Ill. • Thornton Township H.S.

2008-09 SEASON:

- Made first 16 free throws of the season, second longest streak to open a season in school history (Jeff Lamp made 32 consecutive free throws to open the 1980-81 season)
- Had 10 points, a career-high four assists and his first two career blocks vs. North Carolina
- Scored a career-high 17 points on 5-7 FG (4-5 3FG) in 12 minutes at Virginia Tech
- Scored nine points vs. Brown
- Had five points vs. Xavier
- Scored 12 points at Georgia Tech
- Scored 10 points vs. Hampton
- Had five points vs. Longwood
- Had four points, two assists and two steals at Minnesota
- Had two points at Syracuse
- Scored five points vs. Liberty
- Made first career start vs. VMI and had two points
- Had nine points and five assists in the exhibition vs. Shepherd

2008-09 GAME-BY-GAME:

Opponent	GP-GS	FG-FGA	3FG-3FGA	FT-FTA	Off-Def	Total	A	TO	Blk	Stl	PF	Min	Pts
VMI	1-1	1-5	0-1	0-0	0-0	0	0	2	0	0	0	11	2
USF	2-2	0-0	0-0	0-0	0-0	0	0	0	0	0	1	5	0
Radford	3-2	0-2	0-0	0-0	0-1	1	0	1	0	0	0	4	0
Liberty	4-2	1-3	1-3	2-2	0-0	0	1	2	0	0	3	8	5
at Syracuse	5-2	1-3	0-0	0-0	0-0	0	0	0	0	0	1	3	2
at Minnesota	6-2	1-4	0-2	2-2	1-1	2	2	1	0	2	3	12	4
Longwood	7-2	2-2	1-1	0-0	0-0	0	0	0	0	0	0	4	5
Auburn	DNP												
Hampton	8-2	3-5	2-3	2-2	1-0	1	2	0	0	0	1	14	10
at Georgia Tech	9-2	3-5	2-3	4-4	1-0	1	1	0	0	0	4	16	12
Xavier	10-2	1-5	1-3	2-2	0-1	1	0	2	0	0	1	14	5
Brown	11-2	4-7	0-0	1-1	0-1	1	1	0	0	0	1	15	9
at Va. Tech	12-2	5-7	4-5	3-3	0-0	0	0	1	0	0	5	12	17
N. Carolina	13-2	4-15	2-7	0-0	0-1	1	4	1	2	1	1	27	10
at Maryland	14-2	1-7	0-4	0-0	0-1	1	1	1	0	0	2	23	2
Florida State	15-2	0-5	0-2	0-0	0-1	1	0	1	0	0	0	14	0

SINGLE GAME BESTS

POINTS

Season: 17 at Virginia Tech (1/10/09)
 Career: 17 at Virginia Tech (1/10/09)
 ACC: 17 at Virginia Tech (1/10/09)

REBOUNDS

Season: 2 at Minnesota (12/2/08)
 Career: 4 at Maryland (1/30/08)
 ACC: 4 at Maryland (1/30/08)

FG MADE

Season: 5 at Virginia Tech (1/10/09)
 Career: 5 at Virginia Tech (1/10/09)
 ACC: 5 at Virginia Tech (1/10/09)

FG ATTEMPTS

Season: 15 vs. North Carolina (1/15/09)
 Career: 15 vs. North Carolina (1/15/09)
 ACC: 15 vs. North Carolina (1/15/09)

3 PT FG MADE

Season: 4 at Virginia Tech (1/10/09)
 Career: 4 at Virginia Tech (1/10/09)
 ACC: 4 at Virginia Tech (1/10/09)

3 PT FG ATTEMPTS

Season: 7 vs. North Carolina (1/15/09)
 Career: 7 vs. North Carolina (1/15/09)
 ACC: 7 vs. North Carolina (1/15/09)

FT MADE

Season: 4 at Georgia Tech (12/28/08)
 Career: 4 at Georgia Tech (12/28/08)
 ACC: 4 at Georgia Tech (12/28/08)

FT ATTEMPTS

Season: 4 at Georgia Tech (12/28/08)
 Career: 4 at Georgia Tech (12/28/08)
 ACC: 4 at Georgia Tech (12/28/08)

ASSISTS

Season: 4 vs. North Carolina (1/15/09)
 Career: 4 vs. North Carolina (1/15/09)
 ACC: 4 vs. North Carolina (1/15/09)

TURNOVERS

Season: 2 on three occasions
 Career: 3 at Penn (11/23/07)
 ACC: 2 vs. Clemson (2/7/08)

BLOCKS

Season: 2 vs. North Carolina (1/15/09)
 Career: 2 vs. North Carolina (1/15/09)
 ACC: 2 vs. North Carolina (1/15/09)

STEALS


Season: 2 at Minnesota (12/2/08)
 Career: 2 at Minnesota (12/2/08)
 ACC: 1 vs. North Carolina (1/15/09)

MINUTES

Season: 27 vs. North Carolina (1/15/09)
 Career: 27 vs. North Carolina (1/15/09)
 ACC: 27 vs. North Carolina (1/15/09)

CAREER STATISTICS

Year	G-GS	Min-Avg.	FG-FGA	Pct.	3FG-3FGA	Pct.	FT-FTA	Pct.	Off-Def.	Reb-Avg.	PF-DQ	Ast	TO	Blk	Stl	Pts-Avg
2007-08	19-0	115-6.1	7-38	.184	2-16	.125	1-5	.200	4-11	15-0.8	9-0	5	12	0	2	17-0.9
ACC	6-0	43-7.2	1-13	.077	1-7	.143	1-3	.333	2-4	6-1.0	3-0	1	3	0	0	4-0.7
2008-09	15-2	182-12.1	27-75	.360	13-34	.382	16-16	1.000	3-7	10-0.7	23-1	12	12	2	3	83-5.5
ACC	5-0	92-18.4	13-39	.333	8-21	.381	7-7	1.000	1-3	4-0.8	12-1	6	4	2	1	41-8.2
CAREER	34-2	297-8.7	34-113	.301	15-50	.300	17-21	.810	7-18	25-0.7	32-1	17	24	2	5	100-2.9
ACC	11-0	135-12.3	14-52	.269	9-28	.321	8-10	.800	3-7	10-0.9	15-1	7	7	2	1	45-4.1



JEFF JONES

#23

Sophomore • Guard • 6-4 • 200 • Chester, Pa. • Monsignor Bonner H.S.

2008-09 SEASON:

- Scored eight points vs. Florida State
- Had six points and four rebounds vs. North Carolina
- Scored five points vs. Auburn
- Had seven points and three rebounds vs. Longwood
- Had three points at Syracuse
- Scored a season-high 10 points vs. Liberty
- Had six points vs. Radford
- Scored three points vs. USF
- Had eight points and three rebounds vs. VMI
- Had 18 points and five rebounds in the exhibition vs. Shepherd

SINGLE GAME BESTS

POINTS

Season: 10 vs. Liberty (11/25/08)
 Career: 26 vs. Bradley (3/26/08)
 ACC: 9 vs. NC State (2/24/08)

REBOUNDS

Season: 4 vs. North Carolina (1/15/09)
 Career: 6 vs. Vermont (11/11/07)
 ACC: 4 on three occasions

FG MADE

Season: 4 vs. Liberty (11/25/08)
 Career: 9 vs. Bradley (3/26/08)
 ACC: 4 vs. NCSU (2/24/08)

FG ATTEMPTS

Season: 12 vs. Liberty (11/25/08)
 Career: 14 vs. Bradley (3/26/08)
 ACC: 8 vs. NCSU (2/24/08), vs. GT (3/13/08)

3 PT FG MADE

Season: 2 on three occasions
 Career: 6 vs. Bradley (3/26/08)
 ACC: 2 vs. Florida State (1/24/09)

3 PT FG ATTEMPTS

Season: 8 vs. Liberty (11/25/08)
 Career: 8 vs. Bradley (3/26/08), vs. Liberty (11/25/08)
 ACC: 4 vs. GT (3/13/08), vs. FSU (1/24/09)

FT MADE

Season: 4 vs. Radford (11/21/08)
 Career: 4 on three occasions
 ACC: 2 on four occasions

FT ATTEMPTS

Season: 4 vs. Radford (11/21/08)
 Career: 5 vs. N'western (11/27/07), vs. Hartford (12/30/07)
 ACC: 3 vs. Georgia Tech (3/13/08)

ASSISTS

Season: 3 vs. Liberty (11/25/08)
 Career: 4 at Boston College (2/17/08)
 ACC: 4 at Boston College (2/17/08)

TURNOVERS

Season: 1 on five occasions
 Career: 4 vs. Longwood (12/7/07)
 ACC: 3 at Duke (1/13/08)

BLOCKS

Season: 1 vs. VMI (11/16/08)
 Career: 1 on five occasions
 ACC: 1 at Boston College (2/17/08)

STEALS

Season: 2 vs. Liberty (11/25/08)
 Career: 3 vs. Howard (11/14/07)
 ACC: 1 on five occasions

MINUTES


Season: 29 vs. Liberty (11/25/08)
 Career: 31 vs. Bradley (3/26/08)
 ACC: 22 vs. Georgia Tech (3/13/08)

2008-09 GAME-BY-GAME:

Opponent	GP-GS	FG-FGA	3FG-3FGA	FT-FTA	Off-Def	Total	A	TO	Blk	Stl	PF	Min	Pts
VMI	1-0	3-8	2-5	0-0	0-3	3	2	1	1	1	0	27	8
USF	2-0	1-8	1-5	0-0	0-0	0	1	0	0	0	2	15	3
Radford	3-0	1-3	0-1	4-4	0-2	2	0	1	0	0	2	13	6
Liberty	4-0	4-12	2-8	0-0	0-1	1	3	0	0	2	3	29	10
at Syracuse	5-0	1-5	1-3	0-0	0-2	2	1	0	0	0	0	13	3
at Minnesota	DNP												
Longwood	6-0	3-4	1-1	0-0	2-1	3	0	1	0	0	1	21	7
Auburn	7-0	2-7	1-3	0-0	0-1	1	1	0	0	1	0	20	5
Hampton	8-0	1-9	0-6	0-0	0-1	1	1	1	0	0	0	14	2
at Georgia Tech	9-0	0-0	0-0	0-0	0-0	0	0	0	0	0	0	2	0
Xavier	10-0	0-2	0-1	1-2	0-0	0	0	1	0	0	1	11	1
Brown	11-0	1-1	1-1	0-0	0-3	3	0	0	0	0	1	9	3
at Va. Tech	DNP												
N. Carolina	12-0	3-5	0-2	0-0	0-4	4	0	0	0	0	0	11	6
at Maryland	13-0	0-0	0-0	0-0	0-0	0	0	0	0	0	0	0+	0
Florida State	14-0	3-7	2-4	0-0	0-1	1	0	0	0	0	0	14	8

CAREER STATISTICS

Year	G-GS	Min-Avg.	FG-FGA	Pct.	3FG-3FGA	Pct.	FT-FTA	Pct.	Off-Def.	Reb-Avg.	PF-DQ	Ast	TO	Blk	Stl	Pts-Avg
2007-08	33-25	494-15.0	55-151	.364	16-51	.314	33-47	.702	15-45	60-1.8	46-0	17	41	4	10	159-4.8
ACC	16-8	193-12.1	12-51	.235	2-14	.143	10-14	.714	6-14	20-1.3	20-0	8	16	1	5	36-2.3
2008-09	14-0	199-14.2	23-71	.324	11-40	.275	5-6	.833	2-19	21-1.5	10-0	9	5	1	4	62-4.4
ACC	4-0	27-6.8	6-12	.500	2-6	.333	0-0	.000	0-5	5-1.3	0-0	0	0	0	0	14-3.5
CAREER	47-25	693-14.7	78-222	.351	27-91	.297	38-53	.717	17-64	81-1.7	56-0	26	46	5	14	221-4.7
ACC	20-8	220-11.0	18-63	.286	4-20	.200	10-14	.714	6-19	25-1.3	20-0	8	16	1	5	50-2.5



SYLVEN LANDESBERG

#15

Freshman • Guard • 6-6 • 205 • Flushing, N.Y. • Holy Cross H.S.

2008-09 SEASON:

- 2nd Team CollegeHoops.net Mid-Season All-Freshman
- Finished second in the Preseason ACC Rookie of the Year voting
- Five-time ACC Rookie of the Week (Nov. 17, Nov. 24, Dec. 22, Dec. 30 and Jan. 12)
- Has led the team in scoring in 10 of the first 16 games
- Has scored in double figures in 12 of 16 games this season
- Has nine 20-point games, tying the UVa freshman record (Ralph Sampson - 1979-80)
- Had 24 points and tied an ACC freshman record for FTs (14-14) vs. Florida State
- Had a game-high 25 points, seven rebounds and four assists vs. Xavier
- Had a game-high 26 points, six rebounds and five assists at Georgia Tech in his ACC debut
- Had a game-high 22 points and six rebounds vs. Auburn
- Had 20 points and nine rebounds vs. Longwood
- Had 22 points, including 18 in second half, vs. Radford and made two free throws to put Virginia ahead for good with 29 seconds to play
- Scored 21 points, including the game-winning layup with 13 seconds left, vs. USF
- Had 28 points, eight rebounds and eight assists vs. VMI in his collegiate debut
- His 28 points vs. VMI are a Cavalier record for a freshman in his first career game and tied for second most in ACC history
- First Cavalier freshman to score at least 20 points in his first three career games
- First Cavalier freshman to lead the team in scoring in his first three games since Tom Sheehy in 1983-84

2008-09 GAME-BY-GAME:

Opponent	GP-GS	FG-FGA	3FG-3FGA	FT-FTA	Off-Def	Total	A	TO	Blk	Stl	PF	Min	Pts
VMI	1-1	10-17	0-2	8-11	6-2	8	8	3	0	3	2	36	28
USF	2-1	8-15	1-2	4-6	1-3	4	0	1	0	3	1	31	21
Radford	3-2	9-15	1-2	3-4	1-3	4	0	4	0	1	3	34	22
Liberty	4-3	5-10	1-2	6-8	2-7	9	2	1	0	0	2	35	17
at Syracuse	5-4	5-11	0-1	6-8	0-3	3	3	0	0	2	5	28	16
at Minnesota	6-5	1-11	0-2	8-10	1-5	6	2	0	0	0	1	33	10
Longwood	7-6	6-10	0-0	8-8	6-3	9	1	6	0	0	1	28	20
Auburn	8-7	5-8	2-2	10-14	0-6	6	1	5	1	0	2	38	22
Hampton	9-8	3-7	0-1	3-3	1-2	3	3	1	0	0	1	28	9
at Georgia Tech	10-9	9-18	0-2	8-9	0-6	6	5	1	0	0	2	41	26
Xavier	11-10	7-15	1-2	10-11	0-7	7	4	2	1	1	2	35	25
Brown	12-11	0-6	0-2	4-4	1-4	5	0	1	0	1	0	24	4
at Va. Tech	13-12	7-11	0-0	6-6	1-7	8	5	6	0	1	1	38	20
N.Carolina	14-13	1-9	0-2	0-0	1-3	4	1	1	0	0	1	27	2
at Maryland	15-14	2-10	0-2	3-4	4-7	11	3	3	0	0	1	34	7
Florida State	16-15	5-11	0-2	14-14	3-3	6	2	6	0	0	1	31	24

SINGLE GAME BESTS

POINTS

Season: 28 vs. VMI (11/16/08)
 Career: 28 vs. VMI (11/16/08)
 ACC: 26 at Georgia Tech (12/28/08)

REBOUNDS

Season: 11 at Maryland (1/20/09)
 Career: 11 at Maryland (1/20/09)
 ACC: 11 at Maryland (1/20/09)

FG MADE

Season: 10 vs. VMI (11/16/08)
 Career: 10 vs. VMI (11/16/08)
 ACC: 9 at Georgia Tech (12/28/08)

FG ATTEMPTS

Season: 18 at Georgia Tech (12/28/08)
 Career: 18 at Georgia Tech (12/28/08)
 ACC: 18 at Georgia Tech (12/28/08)

3 PT FG MADE

Season: 2 vs. Auburn (12/20/08)
 Career: 2 vs. Auburn (12/20/08)
 ACC: --

3 PT FG ATTEMPTS

Season: 2 on 12 occasions
 Career: 2 on 12 occasions
 ACC: 2 on four occasions

FT MADE

Season: 14 vs. Florida State (1/24/09)
 Career: 14 vs. Florida State (1/24/09)
 ACC: 14 vs. Florida State (1/24/09)

FT ATTEMPTS

Season: 14 vs. Auburn (12/20/08), vs. FSU (1/24/09)
 Career: 14 vs. Auburn (12/20/08), vs. FSU (1/24/09)
 ACC: 14 vs. Florida State (1/24/09)

ASSISTS

Season: 8 vs. VMI (11/16/08)
 Career: 8 vs. VMI (11/16/08)
 ACC: 5 at GT (12/28/08), at VT (1/10/09)

TURNOVERS

Season: 6 on three occasions
 Career: 6 on three occasions
 ACC: 6 at VT (1/10/09), vs. FSU (1/24/09)

BLOCKS

Season: 1 vs. Auburn (12/20/08), vs. Xavier (1/3/09)
 Career: 1 vs. Auburn (12/20/08), vs. Xavier (1/3/09)
 ACC: --

STEALS


Season: 3 vs. VMI (11/16/08), vs. USF (11/19/08)
 Career: 3 vs. VMI (11/16/08), vs. USF (11/19/08)
 ACC: 1 at Virginia Tech (1/10/09)

MINUTES

Season: 41 at Georgia Tech (12/28/08)
 Career: 41 at Georgia Tech (12/28/08)
 ACC: 41 at Georgia Tech (12/28/08)

CAREER STATISTICS

Year	G-GS	Min-Avg.	FG-FGA	Pct.	3FG-3FGA	Pct.	FT-FTA	Pct.	Off-Def.	Reb-Avg.	PF-DQ	Ast	TO	Blk	Stl	Pts-Avg
2008-09	16-15	521-32.6	83-184	.451	6-26	.231	101-120	.842	28-71	99-6.2	26-1	40	41	2	12	273-17.1
ACC	5-5	171-34.2	24-59	.407	0-8	.000	31-33	.939	9-26	35-7.0	6-0	16	17	0	1	79-15.8
CAREER	16-15	521-32.6	83-184	.451	6-26	.231	101-120	.842	28-71	99-6.2	26-1	40	41	2	12	273-17.1
ACC	5-5	171-34.2	24-59	.407	0-8	.000	31-33	.939	9-26	35-7.0	6-0	16	17	0	1	79-15.8



JEROME MEYINSSE

#55

Junior • Forward/Center • 6-9 • 245 • Baton Rouge, La. • McKinley H.S.

2008-09 SEASON:

- Scored three points at Maryland
- Had four points and three rebounds vs. Brown
- Had two rebounds and tied a career high with two blocks at Georgia Tech
- Tied a career high with two blocks vs. Hampton
- Had five points and five rebounds at Minnesota
- Had season-high totals of 10 points and eight rebounds at Syracuse
- Had two points and one rebound vs. Liberty
- Made first career start vs. USF
- Had four points and five rebounds in the exhibition vs. Shepherd

SINGLE GAME BESTS

POINTS

Season: 10 at Syracuse (11/28/08)
 Career: 12 vs. Elon (12/22/07)
 ACC: 4 at Florida State (1/23/08)

REBOUNDS

Season: 8 at Syracuse (11/28/08)
 Career: 9 vs. Hampton (12/19/07)
 ACC: 3 vs. BC (1/19/08), at FSU (1/23/08)

FG MADE

Season: 3 at Syracuse (11/28/08)
 Career: 5 vs. Elon (12/22/07)
 ACC: 2 at Florida State (1/23/08)

FG ATTEMPTS

Season: 7 at Syracuse (11/28/08)
 Career: 7 vs. Hampton (12/19/07), at Syracuse (11/28/08)
 ACC: 3 vs. Clemson (2/7/08)

3 PT FG MADE

Season: --
 Career: --
 ACC: --

3 PT FG ATTEMPTS

Season: --
 Career: --
 ACC: --

FT MADE

Season: 4 at Syracuse (11/28/08)
 Career: 5 vs. UMES (11/26/06)
 ACC: 1 at Maryland (1/20/09), vs. FSU (1/24/09)

FT ATTEMPTS

Season: 5 at Syracuse (11/28/08)
 Career: 6 vs. UMES (11/26/06)
 ACC: 2 on three occasions

ASSISTS

Season: 1 vs. Brown (1/6/09)
 Career: 1 on four occasions
 ACC: --

TURNOVERS

Season: 2 at Minn. (12/2/08), vs. Longwood (12/17/08)
 Career: 2 on five occasions
 ACC: --

BLOCKS

Season: 2 vs. Hampton (12/23/08), at Ga. Tech (12/28/08)
 Career: 2 on three occasions
 ACC: 2 at Georgia Tech (12/28/08)

STEALS

Season: 1 at Virginia Tech (1/10/09)
 Career: 2 vs. PR-Mayaguez (12/21/06)
 ACC: 1 at FSU (1/23/08), at Va. Tech (1/10/09)

MINUTES


Season: 24 at Syracuse (11/28/08)
 Career: 24 at Syracuse (11/28/08)
 ACC: 21 at Maryland (1/20/09)

2008-09 GAME-BY-GAME:

Opponent	GP-GS	FG-FGA	3FG-3FGA	FT-FTA	Off-Def	Total	A	TO	Blk	Stl	PF	Min	Pts
VMI	DNP												
USF	1-1	0-0	0-0	0-0	0-0	0	0	1	0	0	0	6	0
Radford	2-1	0-1	0-0	0-0	0-0	0	0	1	0	0	0	3	0
Liberty	3-1	1-1	0-0	0-0	1-0	1	0	0	0	0	0	5	2
at Syracuse	4-1	3-7	0-0	4-5	4-4	8	0	1	1	0	2	24	10
at Minnesota	5-1	1-1	0-0	3-4	2-3	5	0	2	1	0	1	22	5
Longwood	6-1	0-0	0-0	0-2	1-0	1	0	2	0	0	2	7	0
Auburn	7-1	0-0	0-0	0-1	1-0	1	0	1	0	0	0	8	0
Hampton	8-1	0-0	0-0	0-0	0-0	0	0	0	2	0	0	5	0
at Georgia Tech	9-1	0-2	0-0	0-0	1-1	2	0	0	2	0	3	11	0
Xavier	10-1	0-1	0-0	0-0	0-0	0	0	0	0	0	1	3	0
Brown	11-1	1-3	0-0	2-4	1-2	3	1	0	0	0	1	8	4
at Va. Tech	12-1	0-0	0-0	0-0	0-0	0	0	0	1	1	1	4	0
N. Carolina	13-1	0-2	0-0	0-0	0-1	1	0	0	0	0	0	2	4
at Maryland	14-1	1-1	0-0	1-2	1-0	1	0	0	0	0	0	21	3
Florida State	15-1	0-0	0-0	1-2	1-1	2	0	0	0	0	2	9	1

CAREER STATISTICS

Year	G-GS	Min-Avg.	FG-FGA	Pct.	3FG-3FGA	Pct.	FT-FTA	Pct.	Off-Def.	Reb-Avg.	PF-DQ	Ast	TO	Blk	Stl	Pts-Avg
2006-07	15-0	100-6.7	4-11	.364	0-0	.000	9-13	.692	3-17	20-1.3	15-0	1	4	2	2	17-1.1
ACC	4-0	8-2.0	0-1	.000	0-0	.000	0-0	.000	0-0	0-0.0	3-0	0	0	0	0	0-0.0
2007-08	26-0	188-7.2	23-33	.697	0-0	.000	4-12	.333	18-31	49-1.9	36-0	2	7	3	3	50-1.9
ACC	13-0	77-5.9	7-11	.636	0-0	.000	0-2	.000	5-12	17-1.3	21-0	0	0	0	1	14-1.1
2008-09	15-1	140-9.3	7-19	.368	0-0	.000	11-20	.550	13-12	25-1.7	15-0	1	8	7	1	25-1.7
ACC	5-0	49-9.8	1-5	.200	0-0	.000	2-4	.500	3-3	6-1.2	8-0	0	0	3	1	4-0.8
CAREER	56-1	428-7.6	34-63	.540	0-0	.000	24-45	.533	34-60	94-1.7	66-0	4	19	12	6	92-1.6
ACC	22-0	134-6.1	8-17	.471	0-0	.000	2-6	.333	8-15	23-1.0	32-0	0	0	3	2	18-0.8



MIKE SCOTT

#32

Sophomore • Forward • 6-8 • 233 • Chesapeake, Va. • Hargrave Military Academy

2008-09 SEASON:

- Only Cavalier to start every game this season
- Had 16 points (10-10 FT) to tie his ACC career-high and 10 rebounds at Maryland for his sixth double-double of the season
- Had 11 points and seven rebounds (all offensive) vs. North Carolina
- Scored an ACC career-high 16 points (7-10 FG) at Virginia Tech
- Had game-high totals of 15 points and 10 rebounds vs. Brown
- Scored 16 points (7-10 FG) and had five rebounds vs. Xavier
- Had 11 points and 10 rebounds at Georgia Tech
- Had 17 points and 15 rebounds vs. Hampton
- Had 10 points and 10 rebounds along with a career-high four assists in a career-high 37 minutes at Syracuse
- Had nine points and 17 rebounds vs. Liberty
- Had 10 points and six rebounds vs. USF
- Set career highs with 26 points and 18 rebounds vs. VMI, including tying the school record with 10 offensive rebounds in the game
- Has eight career double-doubles
- Had 10 points and 14 rebounds in the exhibition vs. Shepherd

2008-09 GAME-BY-GAME:

Opponent	GP-GS	FG-FGA	3FG-3FGA	FT-FTA	Off-Def	Total	A	TO	Blk	Stl	PF	Min	Pts
VMI	1-1	11-13	0-0	4-5	10-8	18	0	4	0	1	2	30	26
USF	2-2	4-9	0-1	2-2	4-2	6	1	2	0	2	2	32	10
Radford	3-3	2-7	0-1	1-3	2-3	5	1	0	0	0	4	27	5
Liberty	4-4	3-4	0-0	3-4	7-10	17	1	1	0	0	2	34	9
at Syracuse	5-5	5-10	0-0	0-0	5-5	10	4	0	0	1	1	37	10
at Minnesota	6-6	0-4	0-0	0-0	2-4	6	2	3	0	1	1	18	0
Longwood	7-7	4-5	0-1	0-0	0-6	6	0	0	1	0	2	27	8
Auburn	8-8	4-7	0-1	1-2	0-3	3	0	3	0	3	2	27	9
Hampton	9-9	6-10	0-0	5-6	5-10	15	1	1	2	2	2	29	17
at Georgia Tech	10-10	3-8	0-0	5-8	5-5	10	1	2	2	0	3	27	11
Xavier	11-11	7-10	0-0	2-2	3-2	5	0	1	0	0	1	24	16
Brown	12-12	5-10	0-0	5-6	5-5	10	0	0	1	0	3	27	15
at Va. Tech	13-13	7-10	1-1	1-4	2-4	6	0	3	0	0	3	26	16
N.Carolina	14-14	5-8	0-0	1-1	7-0	7	0	2	1	0	2	24	11
at Maryland	15-15	3-8	0-0	10-10	6-4	10	0	3	0	1	4	23	16
Florida State	16-16	1-4	0-0	0-0	2-2	4	1	3	0	3	2	30	2

SINGLE GAME BESTS

POINTS

Season: 26 vs. VMI (11/16/08)
 Career: 26 vs. VMI (11/16/08)
 ACC: 16 at VT (1/10/09), at Md. (1/20/09)

REBOUNDS

Season: 18 vs. VMI (11/16/08)
 Career: 18 vs. VMI (11/16/08)
 ACC: 12 at Md (1/30/08), at BC (2/17/08)

FG MADE

Season: 11 vs. VMI (11/16/08)
 Career: 11 vs. VMI (11/16/08)
 ACC: 7 at Virginia Tech (1/10/09)

FG ATTEMPTS

Season: 13 vs. VMI (11/16/08)
 Career: 13 vs. VMI (11/16/08)
 ACC: 11 at Boston College (2/17/08)

3 PT FG MADE

Season: 1 at Virginia Tech (1/10/09)
 Career: 2 vs. Georgia Tech (3/13/08)
 ACC: 2 vs. Georgia Tech (3/13/08)

3 PT FG ATTEMPTS

Season: 1 on five occasions
 Career: 2 at BC (2/17/08), vs. GT (3/13/08)
 ACC: 2 at BC (2/17/08), vs. GT (3/13/08)

FT MADE

Season: 10 at Maryland (1/20/09)
 Career: 10 at Maryland (1/20/09)
 ACC: 10 at Maryland (1/20/09)

FT ATTEMPTS

Season: 10 at Maryland (1/20/09)
 Career: 10 at Maryland (1/20/09)
 ACC: 10 at Maryland (1/20/09)

ASSISTS

Season: 4 at Syracuse (11/28/08)
 Career: 4 at Syracuse (11/28/08)
 ACC: 2 at Miami (3/1/08)

TURNOVERS

Season: 4 vs. VMI (11/16/08)
 Career: 4 vs. VMI (11/16/08)
 ACC: 3 on five occasions

BLOCKS

Season: 2 vs. Hampton (12/23/08), at Ga. Tech (12/28/08)
 Career: 3 vs. Duke (3/5/08), vs. Richmond (3/18/08)
 ACC: 3 vs. Duke (3/5/08)

STEALS

Season: 3 vs. Auburn (12/20/08), vs. FSU (1/24/09)
 Career: 3 on three occasions
 ACC: 3 vs. Florida State (1/24/09)

MINUTES

Season: 37 at Syracuse (11/28/08)
 Career: 37 at Syracuse (11/28/08)
 ACC: 30 vs. Florida State (1/24/09)

CAREER STATISTICS

Year	G-GS	Min-Avg.	FG-FGA	Pct.	3FG-3FGA	Pct.	FT-FTA	Pct.	Off-Def.	Reb-Avg.	PF-DQ	Ast	TO	Blk	Stl	Pts-Avg
2007-08	32-21	579-18.1	63-143	.441	4-10	.400	52-74	.703	67-101	168-5.3	69-1	15	25	12	20	182-5.7
ACC	16-14	310-19.4	30-77	.390	1-4	.250	20-33	.606	30-50	80-5.0	39-1	6	15	5	8	81-5.1
2008-09	16-16	442-27.6	70-127	.551	1-5	.200	40-53	.755	65-73	138-8.6	36-0	12	28	7	14	181-11.3
ACC	5-5	130-26.0	19-38	.500	1-1	1.000	17-23	.739	22-15	37-7.4	14-0	2	13	3	4	56-11.2
CAREER	48-37	1021-21.3	133-270	.493	5-15	.333	92-127	.724	132-174	306-6.4	105-1	27	53	19	34	363-7.6
ACC	21-19	440-21.0	49-115	.426	2-5	.400	37-56	.661	52-65	117-5.6	53-1	8	28	8	12	137-6.5



ASSANE SENE

#5

Freshman • Center • 7-0 • 234 • Saint-Louis, Senegal • South Kent

2008-09 SEASON:

- Had three blocks vs. Florida State
- Had four points and seven rebounds at Maryland
- Had 10 rebounds vs. North Carolina
- Had six points, eight rebounds and four blocks at Virginia Tech
- Had six points, three rebounds and three blocks vs. Brown
- Had six points and 11 rebounds vs. Xavier
- Had nine rebounds and four blocks vs. Auburn
- Had six points, five rebounds and two blocks vs. Longwood
- Had two points and four rebounds at Minnesota
- Made his collegiate debut at Syracuse, where he had one point and one rebound in the start
- Was held out of the first three games of the season before the resolution of his eligibility status on Nov. 25
- “Because of a recent NCAA interpretation, there are some aspects of Assane’s pre-college enrollment that must be reviewed further,” Virginia Athletics Director Craig Littlepage said on Nov. 16.
- Had two points and three rebounds in 18 minutes of action in the exhibition vs. Shepherd

2008-09 GAME-BY-GAME:

Opponent	GP-GS	FG-FGA	3FG-3FGA	FT-FTA	Off-Def	Total	A	TO	Blk	Stl	PF	Min	Pts
VMI	DNP												
USF	DNP												
Radford	DNP												
Liberty	DNP												
at Syracuse	1-1	0-0	0-0	1-2	0-1	1	1	0	1	0	3	7	1
at Minnesota	2-2	0-0	0-0	2-2	2-2	4	0	1	0	0	3	18	2
Longwood	3-2	2-4	0-0	2-3	2-3	5	1	1	2	0	3	16	6
Auburn	4-2	1-3	0-0	0-0	0-9	9	2	0	4	0	3	22	2
Hampton	5-2	1-4	0-0	0-0	1-5	6	0	2	2	0	5	15	2
at Georgia Tech	6-3	1-5	0-0	0-1	0-1	1	0	0	2	0	4	24	2
Xavier	7-4	3-8	0-0	0-2	6-5	11	1	0	2	0	3	33	6
Brown	8-5	3-3	0-0	0-4	0-3	3	1	0	3	0	3	16	6
at Va. Tech	9-6	3-5	0-0	0-0	2-6	8	0	1	4	0	5	25	6
N. Carolina	10-7	1-5	0-0	0-2	5-5	10	0	2	1	0	4	25	2
at Maryland	11-8	2-2	0-0	0-0	2-5	7	0	2	0	0	4	10	4
Florida State	12-9	0-1	0-0	0-0	1-0	1	0	1	3	0	3	22	0

SINGLE GAME BESTS

POINTS

Season: 6 on four occasions
 Career: 6 on four occasions
 ACC: 6 at Virginia Tech (1/10/09)

REBOUNDS

Season: 11 vs. Xavier (1/3/09)
 Career: 11 vs. Xavier (1/3/09)
 ACC: 10 vs. North Carolina (1/15/09)

FG MADE

Season: 3 on three occasions
 Career: 3 on three occasions
 ACC: 3 at Virginia Tech (1/10/09)

FG ATTEMPTS

Season: 8 vs. Xavier (1/3/09)
 Career: 8 vs. Xavier (1/3/09)
 ACC: 5 on three occasions

3 PT FG MADE

Season: --
 Career: --
 ACC: --

3 PT FG ATTEMPTS

Season: --
 Career: --
 ACC: --

FT MADE

Season: 2 at Minn. (12/2/08), vs. Longwood (12/17/08)
 Career: 2 at Minn. (12/2/08), vs. Longwood (12/17/08)
 ACC: --

FT ATTEMPTS

Season: 4 vs. Brown (1/6/09)
 Career: 4 vs. Brown (1/6/09)
 ACC: 2 vs. North Carolina (1/15/09)

ASSISTS

Season: 2 vs. Auburn (12/20/08)
 Career: 2 vs. Auburn (12/20/08)
 ACC: --

TURNOVERS

Season: 2 on three occasions
 Career: 2 on three occasions
 ACC: 2 vs. UNC (1/15/09), at Md. (1/20/09)

BLOCKS

Season: 4 vs. Auburn (12/20/08), at Va. Tech (1/10/09)
 Career: 4 vs. Auburn (12/20/08), at Va. Tech (1/10/09)
 ACC: 4 at Virginia Tech (1/10/09)

STEALS


Season: --
 Career: --
 ACC: --

MINUTES

Season: 33 vs. Xavier (1/3/09)
 Career: 33 vs. Xavier (1/3/09)
 ACC: 25 at VT (1/10/09), vs. UNC (1/15/09)

CAREER STATISTICS

Year	G-GS	Min-Avg.	FG-FGA	Pct.	3FG-3FGA	Pct.	FT-FTA	Pct.	Off-Def.	Reb-Avg.	PF-DQ	Ast	TO	Blk	Stl	Pts-Avg
2008-09	12-9	233-19.4	17-40	.425	0-0	.000	5-16	.313	21-45	66-5.5	43-2	6	10	24	0	39-3.3
ACC	5-5	106-21.2	7-18	.389	0-0	.000	0-3	.000	10-17	27-5.4	20-1	0	6	10	0	14-2.8
CAREER	12-9	233-19.4	17-40	.425	0-0	.000	5-16	.313	21-45	66-5.5	43-2	6	10	24	0	39-3.3
ACC	5-5	106-21.2	7-18	.389	0-0	.000	0-3	.000	10-17	27-5.4	20-1	0	6	10	0	14-2.8



WILL SHERRILL

#22

Sophomore • Forward • 6-9 • 221 • New York, N.Y. • Phillips Academy Andover

2008-09 SEASON:

- Had an assist vs. Hampton
- Made season debut vs. Radford and had a career-high three rebounds
- Played five minutes in the exhibition vs. Shepherd

SINGLE GAME BESTS

POINTS

Season: --
 Career: 3 vs. Longwood (12/7/07)
 ACC: --

REBOUNDS

Season: 3 vs. Radford (11/21/08)
 Career: 3 vs. Radford (11/21/08)
 ACC: --

FG MADE

Season: --
 Career: 1 on three occasions
 ACC: --

FG ATTEMPTS

Season: 2 vs. Radford (11/21/08)
 Career: 2 vs. Radford (11/21/08)
 ACC: 1 vs. North Carolina (1/15/09)

3 PT FG MADE

Season: --
 Career: 1 vs. Longwood (12/7/07)
 ACC: --

3 PT FG ATTEMPTS

Season: 1 vs. North Carolina (1/15/09)
 Career: 1 vs. Longwood (12/7/07), vs. UNC (1/15/09)
 ACC: 1 vs. North Carolina (1/15/09)

FT MADE

Season: --
 Career: --
 ACC: --

FT ATTEMPTS

Season: --
 Career: --
 ACC: --

ASSISTS

Season: 1 vs. Hampton (12/23/08)
 Career: 1 vs. Elon (12/22/07), vs. Hampton (12/23/08)
 ACC: --

TURNOVERS

Season: 1 vs. Radford (11/21/08), vs. Hampton (12/23/08)
 Career: 1 vs. Radford (11/21/08), vs. Hampton (12/23/08)
 ACC: --

BLOCKS

Season: --
 Career: --
 ACC: --

STEALS

Season: --
 Career: 1 vs. Northwestern (11/27/07)
 ACC: --

MINUTES

Season: 5 vs. Radford (11/21/08)
 Career: 5 vs. Radford (11/21/08)
 ACC: 1 vs. Clemson (2/7/08), vs. UNC (1/15/09)

2008-09 GAME-BY-GAME:

Opponent	GP-GS	FG-FGA	3FG-3FGA	FT-FTA	Off-Def	Total	A	TO	Blk	Stl	PF	Min	Pts
VMI	DNP												
USF	DNP												
Radford	1-0	0-2	0-0	0-0	2-1	3	0	1	0	0	1	5	0
Liberty	DNP												
at Syracuse	DNP												
at Minnesota	DNP												
Longwood	2-0	0-0	0-0	0-0	0-0	0	0	0	0	0	0	3	0
Auburn	DNP												
Hampton	3-0	0-0	0-0	0-0	0-0	0	1	1	0	0	0	3	0
at Georgia Tech	DNP												
Xavier	DNP												
Brown	4-0	0-0	0-0	0-0	0-0	0	0	0	0	0	0	2	0
at Va. Tech	DNP												
N. Carolina	5-0	0-1	0-1	0-0	0-0	0	0	0	0	0	0	1	0
at Maryland	DNP												
Florida State	DNP												

CAREER STATISTICS

Year	G-GS	Min-Avg.	FG-FGA	Pct.	3FG-3FGA	Pct.	FT-FTA	Pct.	Off-Def.	Reb-Avg.	PF-DQ	Ast	TO	Blk	Stl	Pts-Avg
2007-08	7-0	12-1.7	3-3	1.000	1-1	1.000	0-0	.000	1-2	3-0.4	3-0	1	0	0	1	7-1.0
ACC	1-0	1-1.0	0-0	.000	0-0	.000	0-0	.000	0-0	0-0.0	0-0	0	0	0	0	0-0.0
2008-09	5-0	14-2.8	0-3	.000	0-1	.000	0-0	.000	2-1	3-0.6	1-0	1	2	0	0	0-0.0
ACC	1-0	1-1.0	0-1	.000	0-1	.000	0-0	.000	0-0	0-0.0	0-0	0	0	0	0	0-0.0
CAREER	12-0	26-2.2	3-6	.500	1-2	.500	0-0	.000	3-3	6-0.5	4-0	2	2	0	1	7-0.6
ACC	2-0	2-1.0	0-1	.000	0-1	.000	0-0	.000	0-0	0-0.0	0-0	0	0	0	0	0-0.0



TUNJI SOROYE

#21

Senior • Center • 6-11 • 252 • Dugbe Ibadan, Nigeria • Montrose Christian School

2008-09 SEASON:

- One of Virginia's tri-captains this season
- Had two points and two blocks vs. Hampton
- Had eight points, five rebounds, two blocks and two steals vs. Radford
- Had three points, six rebounds and two blocks vs. USF
- Had two points and one rebound in the exhibition vs. Shepherd

SINGLE GAME BESTS

POINTS

Season: 8 vs. Radford (11/21/08)
 Career: 12 vs. Fordham (12/7/05)
 ACC: 6 on three occasions

REBOUNDS

Season: 6 vs. USF (11/19/08)
 Career: 11 vs. Maryland (2/6/07)
 ACC: 11 vs. Maryland (2/6/07)

FG MADE

Season: 3 vs. Radford (11/21/08)
 Career: 4 vs. Fordham (12/7/05), vs. Albany (3/16/07)
 ACC: 3 vs. Florida State (1/11/06)

FG ATTEMPTS

Season: 5 vs. Radford (11/21/08)
 Career: 8 vs. Albany (3/16/07)
 ACC: 5 vs. Florida State (1/11/06)

3 PT FG MADE

Season: --
 Career: --
 ACC: --

3 PT FG ATTEMPTS

Season: --
 Career: --
 ACC: --

FT MADE

Season: 2 vs. Radford (11/21/08)
 Career: 4 on three occasions
 ACC: 4 vs. Clemson (1/7/06)

FT ATTEMPTS

Season: 2 vs. USF (11/19/08), vs. Radford (11/21/08)
 Career: 6 vs. Fordham (12/7/05)
 ACC: 5 vs. Florida State (2/17/06)

ASSISTS

Season: 1 vs. Hampton (12/23/08)
 Career: 1 on 14 occasions
 ACC: 1 on eight occasions

TURNOVERS

Season: 1 on three occasions
 Career: 4 at Virginia Tech (1/15/06)
 ACC: 4 at Virginia Tech (1/15/06)

BLOCKS

Season: 2 on three occasions
 Career: 5 vs. Duke (3/11/05)
 ACC: 5 vs. Duke (3/11/05)

STEALS

Season: 2 vs. Radford (11/21/08)
 Career: 2 on four occasions
 ACC: 2 vs. UNC (1/19/06), at FSU (2/18/06)

MINUTES


Season: 24 vs. Radford (11/21/08)
 Career: 33 vs. Clemson (1/7/06)
 ACC: 33 vs. Clemson (1/7/06)

2008-09 GAME-BY-GAME:

Opponent	GP-GS	FG-FGA	3FG-3FGA	FT-FTA	Off-Def	Total	A	TO	Blk	Stl	PF	Min	Pts
VMI	DNP												
USF	1-0	1-1	0-0	1-2	3-3	6	0	1	2	1	1	15	3
Radford	2-1	3-5	0-0	2-2	2-3	5	0	0	2	2	3	24	8
Liberty	DNP												
at Syracuse	3-1	0-1	0-0	0-0	0-1	1	0	0	0	0	3	10	0
at Minnesota	DNP												
Longwood	DNP												
Auburn	DNP												
Hampton	4-1	1-3	0-0	0-0	0-1	1	1	0	2	0	0	5	2
at Georgia Tech	5-1	0-0	0-0	0-0	0-0	0	0	0	0	0	0	1	0
Xavier	6-1	0-0	0-0	0-0	0-0	0	0	1	0	0	1	2	0
Brown	DNP												
at Va. Tech	7-1	0-1	0-0	0-0	1-0	1	0	1	0	0	0	3	0
N. Carolina	DNP												
at Maryland	DNP												
Florida State	8-1	0-0	0-0	0-0	0-0	0	0	0	0	0	0	4	0

CAREER STATISTICS

Year	G-GS	Min-Avg.	FG-FGA	Pct.	3FG-3FGA	Pct.	FT-FTA	Pct.	Off-Def.	Reb-Avg.	PF-DQ	Ast	TO	Blk	Stl	Pts-Avg
2004-05	21-2	120-5.7	4-10	.400	0-0	.000	4-7	.571	7-21	28-1.3	18-0	2	3	15	1	12-0.6
ACC	12-0	72-6.0	4-5	.800	0-0	.000	2-4	.500	4-12	16-1.3	14-0	2	2	8	1	10-0.8
2005-06	30-23	553-18.4	21-51	.412	0-0	.000	13-19	.684	36-70	106-3.5	88-7	4	38	37	10	55-1.8
ACC	16-16	290-18.1	9-26	.346	0-0	.000	6-9	.667	18-33	51-3.2	49-4	2	19	15	6	24-1.5
2006-07	28-11	391-14.0	18-35	.514	0-0	.000	24-39	.615	35-54	89-3.2	46-0	7	20	26	7	60-2.1
ACC	16-6	252-15.8	12-19	.632	0-0	.000	10-23	.435	27-30	57-3.6	29-0	4	10	14	2	34-2.1
2007-08	2-0	8-4.0	0-1	.000	0-0	.000	1-2	.500	2-1	3-1.5	2-0	0	2	0	0	1-0.5
ACC	0-0															
2008-09	8-1	64-8.0	5-11	.455	0-0	.000	3-4	.750	6-8	14-1.8	8-0	1	3	6	3	13-1.6
ACC	3-0	8-2.7	0-1	.000	0-0	.000	0-0	.000	1-0	1-0.3	0-0	0	1	0	0	0-0.0
CAREER	89-37	1136-12.8	48-108	.444	0-0	.000	45-71	.634	86-154	240-2.7	162-7	14	66	84	21	141-1.6
ACC	47-22	622-13.2	25-51	.490	0-0	.000	18-36	.500	50-75	125-2.7	92-4	8	32	37	9	68-1.4



SOLOMON TAT

#45

Junior • Guard/Forward • 6-5 • 223 • Jos Plateau, Nigeria • Community Christian School

2008-09 SEASON:

- Had two points, one rebound, one assist and one steal vs. Brown
- Had two points and two rebounds vs. Xavier
- Made season debut vs. Radford
- Had three rebounds in the exhibition vs. Shepherd

SINGLE GAME BESTS

POINTS

Season: 2 vs. Xavier (1/3/09), vs. Brown (1/6/09)
 Career: 12 at Xavier (1/3/08)
 ACC: 8 at Virginia Tech (2/10/07)

REBOUNDS

Season: 2 vs. Xavier (1/3/09)
 Career: 6 at Virginia Tech (2/10/07)
 ACC: 6 at Virginia Tech (2/10/07)

FG MADE

Season: 1 vs. Brown (1/6/09)
 Career: 3 at Virginia Tech (2/10/07), at Xavier (1/3/08)
 ACC: 3 at Virginia Tech (2/10/07)

FG ATTEMPTS

Season: 1 vs. Brown (1/6/09)
 Career: 9 at Virginia Tech (2/10/07)
 ACC: 9 at Virginia Tech (2/10/07)

3 PT FG MADE

Season: --
 Career: --
 ACC: --

3 PT FG ATTEMPTS

Season: --
 Career: 1 on five occasions
 ACC: 1 on three occasions

FT MADE

Season: 2 vs. Xavier (1/3/09)
 Career: 6 at Xavier (1/3/08)
 ACC: 2 on four occasions

FT ATTEMPTS

Season: 2 vs. Xavier (1/3/09)
 Career: 9 at Xavier (1/3/08)
 ACC: 2 on five occasions

ASSISTS

Season: 1 vs. Xavier (1/3/09), vs. Brown (1/6/09)
 Career: 5 vs. Gonzaga (1/3/07)
 ACC: 2 at Clemson (1/28/07), at Wake (3/3/07)

TURNOVERS

Season: 1 at Maryland (1/20/09)
 Career: 2 on four occasions
 ACC: 2 vs. Maryland (1/16/07), at Duke (1/13/08)

BLOCKS

Season: --
 Career: 1 vs. Longwood (2/13/07)
 ACC: --

STEALS

Season: 1 vs. Brown (1/6/09)
 Career: 2 vs. Stanford (1/7/07), vs. Md. (1/16/07)
 ACC: 2 vs. Maryland (1/16/07)

MINUTES


Season: 9 vs. Xavier (1/3/09)
 Career: 23 at Virginia Tech (2/10/07)
 ACC: 23 at Virginia Tech (2/10/07)

2008-09 GAME-BY-GAME:

Opponent	GP-GS	FG-FGA	3FG-3FGA	FT-FTA	Off-Def	Total	A	TO	Blk	Stl	PF	Min	Pts
VMI	DNP												
USF	DNP												
Radford	1-0	0-0	0-0	0-0	0-0	0	0	0	0	0	0	1	0
Liberty	2-0	0-0	0-0	0-0	0-0	0	0	0	0	0	0	0+	0
at Syracuse	DNP												
at Minnesota	DNP												
Longwood	DNP												
Auburn	DNP												
Hampton	DNP												
at Georgia Tech	DNP												
Xavier	3-0	0-0	0-0	2-2	0-2	2	1	0	0	0	2	9	2
Brown	4-0	1-1	0-0	0-0	0-1	1	1	0	0	1	0	6	2
at Va. Tech	DNP												
N. Carolina	5-0	0-0	0-0	0-0	0-0	0	0	0	0	0	0	2	0
at Maryland	6-0	0-0	0-0	0-0	0-0	0	0	1	0	0	2	4	0
Florida State	DNP												

CAREER STATISTICS

Year	G-GS	Min-Avg.	FG-FGA	Pct.	3FG-3FGA	Pct.	FT-FTA	Pct.	Off-Def.	Reb-Avg.	PF-DQ	Ast	TO	Blk	Stl	Pts-Avg
2006-07	20-0	165-8.3	14-40	.350	0-3	.000	12-19	.632	7-25	32-1.6	24-0	13	8	1	8	40-2.0
ACC	13-0	107-8.2	8-25	.320	0-1	.000	5-5	1.000	5-16	21-1.6	17-0	6	4	0	5	21-1.6
2007-08	15-0	100-6.7	11-24	.458	0-2	.000	13-17	.765	4-16	20-1.3	6-0	5	6	0	3	35-2.3
ACC	9-0	68-7.6	7-15	.467	0-2	.000	5-6	.833	1-12	13-1.4	4-0	3	4	0	3	19-2.1
2008-09	6-0	22-3.7	1-1	1.000	0-0	.000	2-2	1.000	0-3	3-0.5	4-0	2	1	0	1	4-0.7
ACC	2-0	6-3.0	0-0	.000	0-0	.000	0-0	.000	0-0	0-0.0	2-0	0	1	0	0	0-0.0
CAREER	41-0	287-7.0	26-65	.400	0-5	.000	27-38	.711	11-44	55-1.3	34-0	20	15	1	12	79-1.9
ACC	24-0	181-7.5	15-40	.375	0-3	.000	10-11	.909	6-28	34-1.4	23-0	9	9	0	8	40-1.7



JAMIL TUCKER

#12

Junior • Forward • 6-9 • 241 • Gary, Ind. • West Side H.S.

2008-09 SEASON:

- Scored in double figures the last three games, the longest streak of his career
- Had 10 points vs. Florida State
- Scored a career-high 21 points at Maryland
- Had 12 points, five rebounds and two blocks vs. North Carolina
- Had a career-high three blocks at Virginia Tech
- Had eight points and five rebounds vs. Brown
- Had 15 points (6-7 FG, 3-3 3FG) at Georgia Tech, including the 3-pointer that tied the game with 14.7 seconds remaining in regulation to force overtime
- Had 10 points and six rebounds vs. Hampton
- Made first start of the season vs. Longwood and had his first career double-double (11 points, career-high 10 rebounds) and a career-high three assists
- Had a team-high 12 points on a career-high four 3-pointers at Minnesota
- Had four points and a team-high six rebounds vs. Radford
- Had 15 points and a team-high seven rebounds vs. USF
- Scored 14 points vs. VMI
- Had seven points in the exhibition vs. Shepherd

2008-09 GAME-BY-GAME:

Opponent	GP-GS	FG-FGA	3FG-3FGA	FT-FTA	Off-Def	Total	A	TO	Blk	Stl	PF	Min	Pts
VMI	1-0	6-8	0-1	2-4	0-3	3	0	2	1	0	2	17	14
USF	2-0	4-8	2-3	5-8	0-7	7	1	0	1	1	0	27	15
Radford	3-0	2-6	0-0	0-0	3-3	6	0	2	0	1	4	16	4
Liberty	4-0	0-0	0-0	0-0	1-0	1	0	1	0	0	0	6	0
at Syracuse	5-0	0-2	0-0	0-0	1-1	2	0	0	0	0	0	2	0
at Minnesota	6-0	4-8	4-8	0-0	1-3	4	0	1	0	2	3	22	12
Longwood	7-1	4-12	1-3	2-3	2-8	10	3	0	1	0	2	24	11
Auburn	8-2	0-2	0-1	0-0	0-1	1	0	0	1	0	2	9	0
Hampton	9-3	3-7	1-5	3-5	2-4	6	0	1	1	0	2	22	10
at Georgia Tech	10-3	6-7	3-3	0-0	0-6	6	2	2	0	0	4	24	15
Xavier	11-3	0-1	0-1	0-0	0-0	0	0	1	0	0	2	10	0
Brown	12-3	3-5	1-3	1-2	2-3	5	2	1	1	2	2	23	8
at Va. Tech	13-3	2-8	1-4	0-0	0-2	2	0	1	3	0	4	18	5
N. Carolina	14-3	5-13	0-4	2-2	2-3	5	1	0	2	1	2	26	12
at Maryland	15-3	7-12	4-6	3-3	2-1	3	0	1	1	1	1	26	21
Florida State	16-3	3-5	2-2	2-2	2-0	2	1	2	0	1	2	11	10

SINGLE GAME BESTS

POINTS

Season: 21 at Maryland (1/20/09)
 Career: 21 at Maryland (1/20/09)
 ACC: 21 at Maryland (1/20/09)

REBOUNDS

Season: 10 vs. Longwood (12/17/08)
 Career: 10 vs. Longwood (12/17/08)
 ACC: 9 at BC (1/13/07), at WF (2/9/08)

FG MADE

Season: 7 at Maryland (1/20/09)
 Career: 7 at Maryland (1/20/09)
 ACC: 7 at Maryland (1/20/09)

FG ATTEMPTS

Season: 13 vs. North Carolina (1/15/09)
 Career: 13 vs. North Carolina (1/15/09)
 ACC: 13 vs. North Carolina (1/15/09)

3 PT FG MADE

Season: 4 at Minn. (12/2/08), at Md. (1/20/09)
 Career: 4 at Minn. (12/2/08), at Md. (1/20/09)
 ACC: 4 at Maryland (1/20/09)

3 PT FG ATTEMPTS

Season: 8 at Minnesota (12/2/08)
 Career: 8 vs. ODU (3/24/08), at Minn. (12/2/08)
 ACC: 7 at Wake Forest (2/9/08)

FT MADE

Season: 5 vs. USF (11/19/08)
 Career: 5 vs. Hampton (12/19/07), vs. USF (11/19/08)
 ACC: 3 on three occasions

FT ATTEMPTS

Season: 8 vs. USF (11/19/08)
 Career: 8 vs. USF (11/19/08)
 ACC: 4 on three occasions

ASSISTS

Season: 3 vs. Longwood (12/17/08)
 Career: 3 vs. Longwood (12/17/08)
 ACC: 2 on four occasions

TURNOVERS

Season: 2 on four occasions
 Career: 3 vs. Wake Forest (1/21/07)
 ACC: 3 vs. Wake Forest (1/21/07)

BLOCKS

Season: 3 at Virginia Tech (1/10/09)
 Career: 3 at Virginia Tech (1/10/09)
 ACC: 3 at Virginia Tech (1/10/09)

STEALS

Season: 2 at Minn. (12/2/08), vs. Brown (1/6/09)
 Career: 2 on three occasions
 ACC: 1 on eight occasions

MINUTES

Season: 27 vs. USF (11/19/08)
 Career: 30 at Wake Forest (2/9/08)
 ACC: 30 at Wake Forest (2/9/08)

CAREER STATISTICS

Year	G-GS	Min-Avg.	FG-FGA	Pct.	3FG-3FGA	Pct.	FT-FTA	Pct.	Off-Def.	Reb-Avg.	PF-DQ	Ast	TO	Blk	Stl	Pts-Avg
2006-07	29-0	291-10.0	32-73	.438	21-43	.488	15-27	.556	16-44	60-2.1	39-0	3	19	6	3	100-3.4
ACC	13-0	113-8.7	15-32	.469	11-19	.579	8-13	.615	7-20	27-2.1	20-0	0	9	0	1	49-3.8
2007-08	31-3	483-15.6	57-133	.429	31-84	.369	17-24	.708	19-84	103-3.3	62-0	17	21	12	7	162-5.2
ACC	16-2	256-16.0	32-75	.427	18-45	.400	9-14	.643	14-44	58-3.6	26-0	11	11	3	4	91-5.7
2008-09	16-3	283-17.7	49-104	.471	19-44	.432	20-29	.690	18-45	63-3.9	32-0	10	15	12	9	137-8.6
ACC	5-0	105-21.0	23-45	.511	10-19	.526	7-7	1.000	6-12	18-3.6	13-0	4	6	6	3	63-12.6
CAREER	76-6	1057-13.9	138-310	.445	71-171	.415	52-80	.650	53-173	226-3.0	133-0	30	55	30	19	399-5.3
ACC	34-2	474-13.9	70-152	.461	39-83	.470	24-34	.706	27-76	103-3.0	59-0	15	26	9	8	203-6.0



SAMMY ZEGLINSKI

#13

Freshman • Guard • 6-0 • 179 • Philadelphia, Pa. • The William Penn Charter School

2008-09 SEASON:

- Has started the last 13 games
- Leads the team in 3-point field goals made (25), assists (56) and steals (24)
- Had a career-high five steals vs. Florida State
- Had a career-high eight assists at Virginia Tech
- Scored 14 points vs. Brown
- Had eight points and six assists vs. Xavier
- Had nine points, a career-high six rebounds, and six assists at Ga. Tech
- Had 11 points, four assists and four steals vs. Hampton
- Had nine points and five assists (all in the second half) vs. Auburn
- Had 14 points, four rebounds and four assists vs. Longwood
- Had 10 points at Minnesota
- Had 14 points and four rebounds at Syracuse
- Scored a career-high 24 points (8-13 FG, 6-10 3FG) vs. Liberty in 1st career start
- Scored all 24 of his points vs. Liberty in the second half
- Had 11 points and five rebounds vs. Radford
- Had nine points, five rebounds and four assists vs. USF
- Had 11 points, six assists and four rebounds vs. VMI
- Had six assists and five rebounds in the exhibition vs. Shepherd

2008-09 GAME-BY-GAME:

Opponent	GP-GS	FG-FGA	3FG-3FGA	FT-FTA	Off-Def	Total	A	TO	Blk	Stl	PF	Min	Pts
VMI	1-0	4-9	1-2	2-5	0-4	4	6	3	1	2	4	31	11
USF	2-0	2-7	1-3	4-4	1-4	5	4	1	0	1	4	22	9
Radford	3-0	4-8	0-1	3-3	0-5	5	1	2	0	1	3	26	11
Liberty	4-1	8-13	6-10	2-3	0-2	2	4	5	0	2	0	31	24
at Syracuse	5-2	6-12	2-5	0-0	0-4	4	2	5	0	2	5	29	14
at Minnesota	6-3	4-8	2-5	0-0	1-0	1	2	5	0	0	3	27	10
Longwood	7-4	5-8	3-5	1-2	0-4	4	4	3	0	1	3	24	14
Auburn	8-5	4-14	1-8	0-0	0-1	1	5	1	0	1	3	26	9
Hampton	9-6	3-8	3-4	2-2	1-2	3	4	3	1	4	0	30	11
at Georgia Tech	10-7	3-10	3-9	0-0	1-5	6	6	3	0	1	3	39	9
Xavier	11-8	3-12	2-5	0-0	0-2	2	6	2	0	2	5	27	8
Brown	12-9	7-12	0-1	0-0	0-2	2	2	2	0	2	3	29	14
at Va. Tech	13-10	2-7	0-4	0-2	0-2	2	8	2	0	0	2	31	4
N. Carolina	14-11	1-8	1-6	0-0	1-1	2	1	4	0	0	3	26	3
at Maryland	15-12	0-4	0-3	0-0	0-0	0	1	3	0	0	3	19	0
Florida State	16-13	2-5	0-2	4-8	0-2	2	0	4	0	5	2	18	8

SINGLE GAME BESTS

POINTS

Season: 24 vs. Liberty (11/25/08)
 Career: 24 vs. Liberty (11/25/08)
 ACC: 9 at Georgia Tech (12/28/08)

REBOUNDS

Season: 6 at Georgia Tech (12/28/08)
 Career: 6 at Georgia Tech (12/28/08)
 ACC: 6 at Georgia Tech (12/28/08)

FG MADE

Season: 8 vs. Liberty (11/25/08)
 Career: 8 vs. Liberty (11/25/08)
 ACC: 3 at Georgia Tech (12/28/08)

FG ATTEMPTS

Season: 14 vs. Auburn (12/20/08)
 Career: 14 vs. Auburn (12/20/08)
 ACC: 10 at Georgia Tech (12/28/08)

3 PT FG MADE

Season: 6 vs. Liberty (11/25/08)
 Career: 6 vs. Liberty (11/25/08)
 ACC: 3 at Georgia Tech (12/28/08)

3 PT FG ATTEMPTS

Season: 10 vs. Liberty (11/25/08)
 Career: 10 vs. Liberty (11/25/08)
 ACC: 9 at Georgia Tech (12/28/08)

FT MADE

Season: 4 vs. USF (11/19/08), vs. FSU (1/24/09)
 Career: 4 vs. USF (11/19/08), vs. FSU (1/24/09)
 ACC: 4 vs. Florida State (1/24/09)

FT ATTEMPTS

Season: 8 vs. Florida State (1/24/09)
 Career: 8 vs. Florida State (1/24/09)
 ACC: 8 vs. Florida State (1/24/09)

ASSISTS

Season: 8 at Virginia Tech (1/10/09)
 Career: 8 at Virginia Tech (1/10/09)
 ACC: 8 at Virginia Tech (1/10/09)

TURNOVERS

Season: 5 on three occasions
 Career: 5 on three occasions
 ACC: 4 vs. UNC (1/15/09), vs. FSU (1/24/09)

BLOCKS

Season: 1 vs. VMI (11/16/08), vs. Hampton (12/23/08)
 Career: 1 on three occasions
 ACC: --

STEALS

Season: 5 vs. Florida State (1/24/09)
 Career: 5 vs. Florida State (1/24/09)
 ACC: 5 vs. Florida State (1/24/09)

MINUTES

Season: 39 at Georgia Tech (12/28/08)
 Career: 39 at Georgia Tech (12/28/08)
 ACC: 39 at Georgia Tech (12/28/08)

CAREER STATISTICS

Year	G-GS	Min-Avg.	FG-FGA	Pct.	3FG-3FGA	Pct.	FT-FTA	Pct.	Off-Def.	Reb-Avg.	PF-DQ	Ast	TO	Blk	Stl	Pts-Avg
2007-08	8-0	62-7.8	3-12	.250	1-7	.143	0-2	.000	3-6	9-1.1	8-0	15	9	1	3	7-0.9
ACC	0-0															
2008-09	16-13	435-27.2	58-145	.400	25-73	.342	18-29	.621	5-40	45-2.8	46-2	56	48	2	24	159-9.9
ACC	5-5	133-26.6	8-34	.235	4-24	.167	4-10	.400	2-10	12-2.4	13-0	16	16	0	6	24-4.8
CAREER	24-13	497-20.7	61-157	.389	26-80	.325	18-31	.581	8-46	54-2.3	54-2	71	57	3	27	166-6.9
ACC	5-5	133-26.6	8-34	.235	4-24	.167	4-10	.400	2-10	12-2.4	13-0	16	16	0	6	24-4.8



2008-09 VIRGINIA BASKETBALL

VIRGINIA TEAM AND INDIVIDUAL HIGHS FOR THE 2008-09 SEASON:

TEAM			INDIVIDUAL		
Points:	107	vs. VMI (107-97)	Points:	28	Syven Landesberg vs. VMI
FG Att:	82	vs. UNC (25-82)	FG Att:	18	Syven Landesberg at Georgia Tech
FG Made:	43	vs. VMI (43-79)	FG Made:	10	Syven Landesberg vs. VMI
FG %:	54.4	vs. VMI (43-79)	FG % ⁽¹⁾ :	85.7	Jamil Tucker (6-7) at Georgia Tech
3-FG Att:	32	vs. Liberty (13-32)	3-FG Att:	10	Sammy Zeglinski (6-10) vs. Liberty
3-FG Made:	13	vs. Liberty (13-32)	3-FG Made:	6	Sammy Zeglinski (6-10) vs. Liberty
3-FG %:	41.2	at Virginia Tech (7-17)	3-FG % ⁽²⁾ :	100.0	Jamil Tucker (3-3) at Georgia Tech
FT Att:	30	vs. Florida St. (24-30)	FT Att:	14	Syven Landesberg (10-14) vs. Auburn
					Syven Landesberg (14-14) vs. Florida State
FT Made:	24	vs. Florida St. (24-30)	FT Made:	14	Syven Landesberg (14-14) vs. Florida State
FT %:	85.7	at Maryland (18-21)	FT % ⁽¹⁾ :	100.0	Syven Landesberg (14-14) vs. Florida State
Rebounds:	50	vs. VMI, vs. UNC	Rebounds:	18	Mike Scott vs. VMI
Assists:	24	vs. VMI	Assists:	8	Syven Landesberg vs. VMI
					Sammy Zeglinski at Virginia Tech
Turnovers:	20	vs. VMI	Turnovers:	6	Syven Landesberg vs. Longwood
					Syven Landesberg at Virginia Tech
					Syven Landesberg vs. Florida State
Blocks:	10	vs. Hampton, at VT	Blocks:	4	Assane Sene vs. Auburn
					Assane Sene at Virginia Tech
Steals:	12	vs. VMI, vs. FSU	Steals:	5	Sammy Zeglinski vs. Florida State
Fouls:	28	at Georgia Tech			

OPPONENT TEAM AND INDIVIDUAL HIGHS FOR THE 2008-09 SEASON:

TEAM			INDIVIDUAL		
Points:	97	VMI (107-97)	Points:	31	Chavis Holmes, VMI
FG Att:	79	VMI (37-79)	FG Att:	23	Dominique Jones (10-23), USF
FG Made:	37	VMI (37-79)	FG Made:	11	Chavis Holmes (11-20), VMI
FG %:	56.6	Liberty (30-53)	FG % ⁽¹⁾ :	83.3	Colton Iverson (5-6), at Minnesota
3-FG Att:	31	VMI (9-31)	3-FG Att:	10	Tay Waller (2-10), Auburn
					Lewis Clinch (3-10), at Georgia Tech
3-FG Made:	13	Liberty (13-26)	3-FG Made:	6	Kyle Ohman (6-8), Liberty
3-FG %:	53.3	Florida State (8-15)	3-FG % ⁽²⁾ :	100.0	Ty Lawson (3-3), North Carolina
FT Att:	38	at Syracuse (27-38)	FT Att:	17	Tyler Hansbrough (15-17), North Carolina
FT Made:	27	at Syracuse (27-38)	FT Made:	15	Tyler Hansbrough (15-17), North Carolina
FT %:	93.3	VMI (14-15)	FT % ⁽¹⁾ :	100.0	Landon Milbourne (7-7), at Maryland
Rebounds:	50	at Georgia Tech	Rebounds:	13	Korvotney Barber, Auburn
Assists:	21	Liberty, UNC	Assists:	11	Eric Hayes, at Maryland
Turnovers:	22	Florida State	Turnovers:	7	Iman Shumpert, at Georgia Tech
Blocks:	10	Radford, UNC	Blocks:	6	Eric Hall, Radford
Steals:	15	VMI	Steals:	5	Al Nolen, at Minnesota
Fouls:	28	VMI			

VIRGINIA AND OPPONENT TEAM LOWS FOR THE 2008-09 SEASON:

VIRGINIA			OPPONENT		
Points:	56	at Minnesota (56-66) vs. Auburn (56-58)	Points:	48	Hampton (74-48)
FG Att:	48	vs. Florida State (17-48)	FG Att:	45	at Syracuse (21-45)
FG Made:	16	at Minnesota (16-51)	FG Made:	18	Brown (18-51)
FG %:	30.5	vs. N.Carolina (25-82)	FG %:	28.8	Hampton (19-66)
3-FG Att:	9	vs. Radford (1-9)	3-FG Att:	10	at Virginia Tech (5-10), at Maryland (5-10)
3-FG Made:	1	vs. Radford (1-9)	3-FG Made:	4	Radford (4-12) at Syracuse (4-13)
3-FG %:	11.1	vs. Radford (1-9)	3-FG %:	22.2	Auburn (6-27)
FT Att:	9	vs. North Carolina (7-9)	FT Att:	9	Brown (7-9)
FT Made:	7	vs. North Carolina (7-9)	FT Made:	5	Hampton (5-12)
FT %:	61.9	vs. Brown (13-21)	FT %:	41.7	Hampton (5-12)
Rebounds:	25	vs. Florida State	Rebounds:	23	Liberty, Longwood
Assists:	4	vs. Radford	Assists:	7	Radford
Turnovers:	7	vs. Brown	Turnovers:	9	North Carolina
Blocks:	1	vs. Liberty	Blocks:	0	Liberty
Steals:	2	vs. Longwood, at Ga. Tech	Steals:	2	USF
Fouls:	12	vs. Hampton	Fouls:	9	North Carolina

(1) - Min. 5 made; (2) Min. 3 made



2008-09 VIRGINIA BASKETBALL

THE CAVALIERS' RECORD IN 2008-09 WHEN UVa:

leads at halftime.....	5-1
trails at halftime.....	1-8
tied at halftime.....	1-0
goes into overtime.....	1-0
leads by 10 or more points.....	5-1
trails by 10 or more points.....	0-7
shoots 50% or better.....	2-1
shoots less than 50%.....	5-8
shoots less than 45%.....	4-6
shoots less than 40%.....	1-5
opponent shoots 50% or better.....	0-3
opponent shoots less than 50%.....	7-6
opponent shoots less than 45%.....	5-5
opponent shoots less than 40%.....	4-1
has higher FG% than opponent.....	5-2
has lower FG% than opponent.....	2-7
has same FG% as opponent.....	0-0
outrebounds its opponent.....	5-6
is outrebounded by opponent.....	1-3
has same rebounds as opponent.....	1-0
has more offensive rebounds than opponent.....	5-5
has fewer offensive rebounds than opponent.....	2-4
has same offensive rebounds as opponent.....	0-0
has fewer turnovers than opponent.....	4-2
has more turnovers than opponent.....	3-6
has same turnovers as opponent.....	0-1
has fewer than 10 turnovers.....	1-0
opponent has fewer than 10 turnovers.....	0-1
shoots more FTs than opponent.....	5-3
shoots fewer FTs than opponent.....	2-6
shoots the same FTs as opponent.....	0-0
has game decided by 10 points or less.....	4-6
has game decided by 5 points or less.....	3-4
scores <60 points.....	0-2
scores 60-69 points.....	1-2
scores 70-79 points.....	3-4
scores 80-89 points.....	1-1
scores 90+ points.....	2-0
allows <60 points.....	2-1
allows 60-69 points.....	2-1
allows 70-79 points.....	1-3
allows 80-89 points.....	1-4
allows 90+ points.....	1-0
wins the tip.....	7-1
loses the tip.....	0-8

VIRGINIA IN ITS 7 WINS:

UVa's FG percentage.....	45.2 (212-469)
UVa's FT percentage.....	71.9 (120-167)
UVa's 3FG percentage.....	28.6 (34-119)
UVa's offensive rebounds /game.....	15.7 (110)
UVa's rebounds/game.....	44.4 (311)
UVa's rebound margin/game.....	+8.3 (44.4-36.1)
UVa's assists/game.....	13.4 (94)
UVa's turnovers/game.....	13.4 (94)
UVa's points/game.....	82.6 (578)
Opponent's FG percentage.....	40.4 (186-460)
Opponent's points./game.....	68.7 (481)
Opponent's turnovers/game.....	14.9 (104)
Opponent's FT attempts/game.....	16.7 (117)

VIRGINIA IN ITS 9 LOSSES:

UVa's FG percentage.....	39.6 (210-530)
UVa's FT percentage.....	77.7 (136-175)
UVa's 3FG percentage.....	30.5 (54-177)
UVa's offensive rebounds /game.....	12.3 (111)
UVa's rebounds/game.....	35.9 (323)
UVa's rebound margin/game.....	+1.3 (35.9-34.6)
UVa's assists/game.....	12.2 (110)
UVa's turnovers/game.....	14.9 (134)
UVa's points/game.....	67.8 (610)
Opponent's FG percentage.....	45.6 (235-515)
Opponent's points./game.....	76.1 (685)
Opponent's turnovers/game.....	12.8 (115)
Opponent's FT attempts/game.....	23.2 (209)



2008-09 VIRGINIA BASKETBALL

VIRGINIA'S LEADING PERFORMERS IN 2008-09 ...

OPPONENT	SCORE	POINTS	REBOUNDS	ASSISTS
VMI	107-97	Landesberg (28)	Scott (18)	Landesberg (8)
USF	77-75	Landesberg (21)	Tucker (7)	Zeglinski (4)
Radford	68-66	Landesberg (22)	Tucker (6)	Four players (1)
Liberty	82-86	Zeglinski (24)	Scott (17)	Baker (5)
at Syracuse	70-73	Landesberg (16)	Scott (10)	Scott (4)
at Minnesota	56-66	Tucker (12)	Landesberg (6), Scott (6)	Five Players (2)
Longwood	90-61	Landesberg (20)	Tucker (10)	Zeglinski (4)
Auburn	56-58	Landesberg (22)	Sene (9)	Zeglinski (5)
Hampton	74-48	Scott (17)	Scott (15)	Zeglinski (4)
at Georgia Tech	88-84 (ot)	Landesberg (26)	Scott (10)	Zeglinski (6)
Xavier	70-84	Landesberg (25)	Sene (11)	Zeglinski (6)
Brown	74-50	Scott (15)	Scott (10)	Baker (3)
at Virginia Tech	75-78	Landesberg (20)	Sene (8), Landesberg (8)	Zeglinski (8)
North Carolina	61-83	Tucker (12)	Sene (10)	Farrakhan (4)
at Maryland	78-84	Tucker (21)	Landesberg (11)	Landesberg (3), Baker (3)
Florida State	62-73	Landesberg (24)	Landesberg (6)	Baker (3)

ADDITIONAL TEAM INFORMATION ...

Led in scoring:	Landesberg (10), Tucker (3), Scott (2), Zeglinski (1)
Led in rebounding:	Scott (7), Landesberg (4), Sene (4), Tucker (3)
Led in assists:	Zeglinski (9), Baker (6), Landesberg (3), Scott (3), Farrakhan (2), Diane (1)
20-point or more games (12):	Landesberg (9), Scott (1), Tucker (1), Zeglinski (1)
Double figure scoring (53):	Landesberg (12), Scott (10), Tucker (9), Zeglinski (8), Baker (6), Farrakhan (4), Diane (2), Jones (1), Meynsse (1)
Double figure rebounds (11):	Scott (7), Sene (2), Landesberg (1), Tucker (1)
Double-doubles (7):	Scott (6), Tucker (1)
Largest halftime lead:	15 vs. Longwood, Dec. 17 (42-27)
Largest halftime deficit:	16 vs. Xavier, Jan. 3 (26-42)
Largest halftime deficit overcome in a victory:	2 vs. Radford, Nov. 21 (27-29)
Largest halftime lead surrendered in a loss:	11 at Syracuse, Nov. 28 (40-29)
Largest deficit overcome in a victory:	8 vs. USF, Nov. 19 (USF led 10-2 @ 14:59 1st half)
Largest lead surrendered in a loss:	13 at Syracuse, Nov. 28 (UVA led 40-27 @ 0:30 1st half)
Largest deficit at any time:	28 vs. Xavier, Jan. 3 (XU led 60-32 @ 13:00 2nd half)
Largest lead at any time:	29 vs. Longwood, Dec. 17 (UVA led 90-61 @ 0:31 2nd half)
Most consecutive points scored:	16 vs. Longwood
Most consecutive points allowed:	19 by Xavier

The Automated ScoreBook
Virginia Season Schedule/Results & Leaders (as of Jan 24, 2009)
All games

RECORD:	OVERALL	HOME	AWAY	NEUTRAL
ALL GAMES	7-9	6-5	1-4	0-0
CONFERENCE	1-4	0-2	1-2	0-0
NON-CONFERENCE	6-5	6-3	0-2	0-0

Date	Opponent	Score	Att.	High Points	High Rebounds
11/16/08	VMI	w 107-97	9955	(28)Sylvan Landesberg	(18)Mike Scott
11/19/08	USF	w 77-75	8810	(21)Sylvan Landesberg	(7)Jamil Tucker
11/21/08	RADFORD	w 68-66	10311	(22)Sylvan Landesberg	(6)Jamil Tucker
11/25/08	LIBERTY	82-86 L	9263	(24)Sammy Zeglinski	(17)Mike Scott
11/28/08	at Syracuse	70-73 L	22096	(16)Sylvan Landesberg	(10)Mike Scott
12/02/08	at Minnesota	56-66 L	12424	(12)Jamil Tucker	(6)Sylvan Landesberg (6)Mike Scott
12/17/08	LONGWOOD	w 90-61	8543	(20)Sylvan Landesberg	(10)Jamil Tucker
12/20/08	AUBURN	56-58 L	11070	(22)Sylvan Landesberg	(9)Assane Sene
12/23/08	HAMPTON	w 74-48	9158	(17)Mike Scott	(15)Mike Scott
12/28/08	*at Georgia Tech	wOT 88-84	7230	(26)Sylvan Landesberg	(10)Mike Scott
01/03/09	XAVIER	70-84 L	10174	(25)Sylvan Landesberg	(11)Assane Sene
01/06/09	BROWN	w 74-50	8357	(15)Mike Scott	(10)Mike Scott
01/10/09	*at Virginia Tech	75-78 L	9847	(20)Sylvan Landesberg	(8)Sylvan Landesberg (8)Assane Sene
01/15/09	*NORTH CAROLINA	61-83 L	13811	(12)Jamil Tucker	(10)Assane Sene
01/20/09	*at Maryland	78-84 L	16205	(21)Jamil Tucker	(11)Sylvan Landesberg
01/24/09	*FLORIDA STATE	62-73 L	10981	(24)Sylvan Landesberg	(6)Sylvan Landesberg

* - Conference game

Attendance Summary	Games	Attend	Avg/Game
Home	11	110433	10039
Away	5	67802	13560
Neutral	0	0	0
Total	16	178235	11140

The Automated ScoreBook
Virginia Game-by-Game Points-Rebounds-Assists (as of Jan 24, 2009)
All games

Opponent	Date	Score		02	04	05	12	13	15	21
				FARRAKHAN, BAKER,CALV	SENE,ASSAN	TUCKER,JAM	ZEGLINSKI,	LANDESBURG	SOROYE,TUN	
VMI	11/16/08	107-97	w	2-0-0	4-5-7	DNP	14-3-0	11-4-6	28-8-8	DNP
USF	11/19/08	77-75	w	0-0-0	3-1-2	DNP	15-7-1	9-5-4	21-4-0	3-6-0
RADFORD	11/21/08	68-66	w	0-1-0	9-0-1	DNP	4-6-0	11-5-1	22-4-0	8-5-0
LIBERTY	11/25/08	82-86	L	5-0-1	15-3-5	DNP	0-1-0	24-2-4	17-9-2	DNP
at Syracuse	11/28/08	70-73	L	2-0-0	14-3-3	1-1-1	0-2-0	14-4-2	16-3-3	0-1-0
at Minnesota	12/02/08	56-66	L	4-2-2	9-2-2	2-4-0	12-4-0	10-1-2	10-6-2	DNP
LONGWOOD	12/17/08	90-61	w	5-0-0	14-6-3	6-5-1	11-10-3	14-4-4	20-9-1	DNP
AUBURN	12/20/08	56-58	L	DNP	9-4-4	2-9-2	0-1-0	9-1-5	22-6-1	DNP
HAMPTON	12/23/08	74-48	w	10-1-2	5-3-3	2-6-0	10-6-0	11-3-4	9-3-3	2-1-1
at Georgia Tech	12/28/08	88-84	wo	12-1-1	13-5-0	2-1-0	15-6-2	9-6-6	26-6-5	0-0-0
XAVIER	01/03/09	70-84	L	5-1-0	0-1-0	6-11-1	0-0-0	8-2-6	25-7-4	0-0-0
BROWN	01/06/09	74-50	w	9-1-1	0-2-3	6-3-1	8-5-2	14-2-2	4-5-0	DNP
at Virginia Tech	01/10/09	75-78	L	17-0-0	3-1-2	6-8-0	5-2-0	4-2-8	20-8-5	0-1-0
NORTH CAROLINA	01/15/09	61-83	L	10-1-4	11-1-2	2-10-0	12-5-1	3-2-1	2-4-1	DNP
at Maryland	01/20/09	78-84	L	2-1-1	16-0-3	4-7-0	21-3-0	0-0-1	7-11-3	DNP
FLORIDA STATE	01/24/09	62-73	L	0-1-0	6-4-3	0-1-0	10-2-1	8-2-0	24-6-2	0-0-0

Opponent	Date	Score		22	23	24	25	32	45	55
				SHERRILL,W	JONES,JEFF	DIANE,MAMA	BRANDENBU	SCOTT,MIKE	TAT,SOLOMO	MEYINSSE,J
VMI	11/16/08	107-97	w	DNP	8-3-2	14-7-1	DNP	26-18-0	DNP	DNP
USF	11/19/08	77-75	w	DNP	3-0-1	13-3-1	DNP	10-6-1	DNP	0-0-0
RADFORD	11/21/08	68-66	w	0-3-0	6-2-0	3-5-1	0-1-0	5-5-1	0-0-0	0-0-0
LIBERTY	11/25/08	82-86	L	DNP	10-1-3	0-2-2	DNP	9-17-1	0-0-0	2-1-0
at Syracuse	11/28/08	70-73	L	DNP	3-2-1	0-2-0	DNP	10-10-4	DNP	10-8-0
at Minnesota	12/02/08	56-66	L	DNP	DNP	4-1-1	DNP	0-6-2	DNP	5-5-0
LONGWOOD	12/17/08	90-61	w	0-0-0	7-3-0	3-1-0	2-1-0	8-6-0	DNP	0-1-0
AUBURN	12/20/08	56-58	L	DNP	5-1-1	0-0-0	DNP	9-3-0	DNP	0-1-0
HAMPTON	12/23/08	74-48	w	0-0-1	2-1-1	4-3-0	2-2-0	17-15-1	DNP	0-0-0
at Georgia Tech	12/28/08	88-84	wo	DNP	0-0-0	0-1-1	DNP	11-10-1	DNP	0-2-0
XAVIER	01/03/09	70-84	L	DNP	1-0-0	7-2-0	DNP	16-5-0	2-2-1	0-0-0
BROWN	01/06/09	74-50	w	0-0-0	3-3-0	7-1-1	2-1-0	15-10-0	2-1-1	4-3-1
at Virginia Tech	01/10/09	75-78	L	DNP	DNP	4-2-0	DNP	16-6-0	DNP	0-0-0
NORTH CAROLINA	01/15/09	61-83	L	0-0-0	6-4-0	4-5-0	0-0-0	11-7-0	0-0-0	0-1-0
at Maryland	01/20/09	78-84	L	DNP	0-0-0	9-1-2	0-0-0	16-10-0	0-0-0	3-1-0
FLORIDA STATE	01/24/09	62-73	L	DNP	8-1-0	3-1-1	DNP	2-4-1	DNP	1-2-0

The Automated ScoreBook
Virginia Team Game-by-Game Comparison (as of Jan 24, 2009)
All games

Opponent	1st	2nd	Score	Mar	Total FG	FG Pct	3-Pointers	3FG Pct	Free Throws	FT Pct	Rebounds	Assist	T/Over	Block	Steal	Fouls
VMI	51/45	56/52	107-97	+10	43-79/37-79	.544/.468	3-16/9-31	.188/.290	18-28/14-15	.643/.933	50/35 +15	24/17	20/19	4/3	12/15	14/28
USF	34/34	43/41	77-75	+2	27-67/32-65	.403/.492	5-19/5-15	.263/.333	18-28/6-12	.643/.500	39/39 -	10/13	10/14	3/4	8/2	15/19
RADFORD	27/29	41/37	68-66	+2	24-65/24-62	.369/.387	1-9/4-12	.111/.333	19-24/14-25	.792/.560	43/40 +3	4/7	14/15	3/10	6/3	24/25
LIBERTY	32/35	50/51	82-86	(4)	27-58/30-53	.466/.566	13-32/13-26	.406/.500	15-19/13-20	.789/.650	37/23 +14	18/21	14/11	1/0	5/5	18/17
Syracuse	40/29	30/44	70-73	(3)	27-64/21-45	.422/.467	4-14/4-13	.286/.308	12-17/27-38	.706/.711	38/33 +5	14/15	12/15	2/9	10/6	27/15
Minnesota	29/32	27/34	56-66	(10)	16-51/22-53	.314/.415	6-20/6-24	.300/.250	18-22/16-21	.818/.762	40/32 +8	11/15	19/12	2/7	5/10	20/15
LONGWOOD	42/27	48/34	90-61	+29	33-64/25-65	.516/.385	6-16/5-22	.375/.227	18-24/6-11	.750/.545	49/23 +26	12/12	17/13	5/5	2/6	14/21
AUBURN	21/32	35/26	56-58	(2)	18-49/22-64	.367/.344	5-18/6-27	.278/.222	15-21/8-15	.714/.533	30/44 (14)	13/9	12/12	6/4	8/6	14/17
HAMPTON	38/27	36/21	74-48	+26	25-62/19-66	.403/.288	7-23/5-22	.304/.227	17-20/5-12	.850/.417	47/37 +10	16/11	13/14	10/7	6/6	12/18
Georgia Tech	44/37	30/37	88-84	+4	31-70/31-72	.443/.431	9-23/6-18	.391/.333	17-22/16-33	.773/.485	42/50 (8)	16/11	13/12	6/4	2/7	28/21
XAVIER	26/42	44/42	70-84	(14)	24-64/29-65	.375/.446	5-15/9-22	.333/.409	17-21/17-25	.810/.680	35/44 (9)	12/15	12/10	3/5	4/4	23/19
BROWN	39/29	35/21	74-50	+24	29-62/18-51	.468/.353	3-13/7-17	.231/.412	13-21/7-9	.619/.778	41/29 +12	12/12	7/17	6/4	9/5	15/14
Virginia Tech	33/40	42/38	75-78	(3)	29-55/28-63	.527/.444	7-17/5-10	.412/.500	10-15/17-25	.667/.680	33/32 +1	15/12	17/11	10/3	3/7	23/15
NORTH CAROLINA	36/50	25/33	61-83	(22)	25-82/27-64	.305/.422	4-27/5-14	.148/.357	7-9/24-28	.778/.857	50/47 +3	9/21	10/9	6/10	4/3	17/9
Maryland	30/45	48/39	78-84	(6)	27-59/29-54	.458/.537	6-20/5-10	.300/.500	18-21/21-24	.857/.875	35/25 +10	10/20	19/13	2/3	3/11	21/16
FLORIDA STATE	16/30	46/43	62-73	(11)	17-48/27-54	.354/.500	4-14/8-15	.286/.533	24-30/11-13	.800/.846	25/31 (6)	8/16	19/22	4/4	12/9	13/22

Note: Game totals are displayed in the format TEAM/OPPONENT for each category

The Automated ScoreBook
Virginia Game-by-Game Highs (as of Jan 24, 2009)
All games

Opponent	Date	Score	Points	Rebounds	Assists	Steals	Blocked shots
VMI	11/16/08	107-97	28-Sylvan Landesberg	18-Mike Scott	8-Sylvan Landesberg	4-Calvin Baker	1-Sammy Zeglinski Mamadi Diane Jamil Tucker Jeff Jones
USF	11/19/08	77-75	21-Sylvan Landesberg	7-Jamil Tucker	4-Sammy Zeglinski	3-Sylvan Landesberg	2-Tunji Soroye
RADFORD	11/21/08	68-66	22-Sylvan Landesberg	6-Jamil Tucker	1-Sammy Zeglinski Calvin Baker Mamadi Diane Mike Scott	2-Tunji Soroye	2-Tunji Soroye
LIBERTY	11/25/08	82-86	24-Sammy Zeglinski	17-Mike Scott	5-Calvin Baker	2-Jeff Jones Sammy Zeglinski	1-Mamadi Diane
at Syracuse	11/28/08	70-73	16-Sylvan Landesberg	10-Mike Scott	4-Mike Scott	4-Calvin Baker	1-Jerome Meyinsse Assane Sene
at Minnesota	12/02/08	56-66	12-Jamil Tucker	6-Mike Scott Sylvan Landesberg	2-Sammy Zeglinski Mike Scott Sylvan Landesberg Mustapha Farrakhan Calvin Baker	2-Mustapha Farrakhan Jamil Tucker	1-Mamadi Diane Jerome Meyinsse
LONGWOOD	12/17/08	90-61	20-Sylvan Landesberg	10-Jamil Tucker	4-Sammy Zeglinski	1-Calvin Baker Sammy Zeglinski	2-Assane Sene
AUBURN	12/20/08	56-58	22-Sylvan Landesberg	9-Assane Sene	5-Sammy Zeglinski	3-Mike Scott	4-Assane Sene
HAMPTON	12/23/08	74-48	17-Mike Scott	15-Mike Scott	4-Sammy Zeglinski	4-Sammy Zeglinski	2-Mike Scott Jerome Meyinsse Assane Sene Tunji Soroye
at Georgia Tech	12/28/08	88-84	26-Sylvan Landesberg	10-Mike Scott	6-Sammy Zeglinski	1-Calvin Baker Sammy Zeglinski	2-Mike Scott Jerome Meyinsse Assane Sene
XAVIER	01/03/09	70-84	25-Sylvan Landesberg	11-Assane Sene	6-Sammy Zeglinski	2-Sammy Zeglinski	2-Assane Sene
BROWN	01/06/09	74-50	15-Mike Scott	10-Mike Scott	3-Calvin Baker	2-Sammy Zeglinski Jamil Tucker Calvin Baker	3-Assane Sene
at Virginia Tech	01/10/09	75-78	20-Sylvan Landesberg	8-Assane Sene Sylvan Landesberg	8-Sammy Zeglinski	1-Sylvan Landesberg Mamadi Diane Jerome Meyinsse	4-Assane Sene
NORTH CAROLINA	01/15/09	61-83	12-Jamil Tucker	10-Assane Sene	4-Mustapha Farrakhan	2-Calvin Baker	2-Jamil Tucker Mustapha Farrakhan
at Maryland	01/20/09	78-84	21-Jamil Tucker	11-Sylvan Landesberg	3-Calvin Baker Sylvan Landesberg	1-Mamadi Diane Jamil Tucker Mike Scott	1-Mamadi Diane Jamil Tucker
FLORIDA STATE	01/24/09	62-73	24-Sylvan Landesberg	6-Sylvan Landesberg	3-Calvin Baker	5-Sammy Zeglinski	3-Assane Sene

The Automated ScoreBook
Virginia Team Game-by-Game (as of Jan 24, 2009)
All games

TEAM STATISTICS

Opponent	Date	Score		Total		3-Pointers		Free throws		Rebounds				pf	a	t/o	blk	stl	pts	avg
				fg-fga	pct	3fg-fga	pct	ft-fta	pct	off	def	tot	avg							
VMI	11/16/08	107-97	W	43-79	.544	3-16	.188	18-28	.643	23	27	50	50.0	14	24	20	4	12	107	107.0
USF	11/19/08	77-75	W	27-67	.403	5-19	.263	18-28	.643	17	22	39	44.5	15	10	10	3	8	77	92.0
RADFORD	11/21/08	68-66	W	24-65	.369	1-9	.111	19-24	.792	16	27	43	44.0	24	4	14	3	6	68	84.0
LIBERTY	11/25/08	82-86	L	27-58	.466	13-32	.406	15-19	.789	11	26	37	42.2	18	18	14	1	5	82	83.5
at Syracuse	11/28/08	70-73	L	27-64	.422	4-14	.286	12-17	.706	13	25	38	41.4	27	14	12	2	10	70	80.8
at Minnesota	12/02/08	56-66	L	16-51	.314	6-20	.300	18-22	.818	14	26	40	41.2	20	11	19	2	5	56	76.7
LONGWOOD	12/17/08	90-61	W	33-64	.516	6-16	.375	18-24	.750	13	36	49	42.3	14	12	17	5	2	90	78.6
AUBURN	12/20/08	56-58	L	18-49	.367	5-18	.278	15-21	.714	2	28	30	40.8	14	13	12	6	8	56	75.8
HAMPTON	12/23/08	74-48	W	25-62	.403	7-23	.304	17-20	.850	16	31	47	41.4	12	16	13	10	6	74	75.6
at Georgia Tech	12/28/08	88-84	Wot	31-70	.443	9-23	.391	17-22	.773	11	31	42	41.5	28	16	13	6	2	88	76.8
XAVIER	01/03/09	70-84	L	24-64	.375	5-15	.333	17-21	.810	12	23	35	40.9	23	12	12	3	4	70	76.2
BROWN	01/06/09	74-50	W	29-62	.468	3-13	.231	13-21	.619	14	27	41	40.9	15	12	7	6	9	74	76.0
at Virginia Tech	01/10/09	75-78	L	29-55	.527	7-17	.412	10-15	.667	7	26	33	40.3	23	15	17	10	3	75	75.9
NORTH CAROLINA	01/15/09	61-83	L	25-82	.305	4-27	.148	7-9	.778	24	26	50	41.0	17	9	10	6	4	61	74.9
at Maryland	01/20/09	78-84	L	27-59	.458	6-20	.300	18-21	.857	16	19	35	40.6	21	10	19	2	3	78	75.1
FLORIDA STATE	01/24/09	62-73	L	17-48	.354	4-14	.286	24-30	.800	12	13	25	39.6	13	8	19	4	12	62	74.2
Virginia		1188		422-999	.422	88-296	.297	256-342	.749	221	413	634	39.6	298	204	228	73	99	1188	74.2
Opponents		1166		421-975	.432	102-298	.342	222-326	.681	185	379	564	35.2	291	227	219	82	105	1166	72.9

Games played: 16
Points/game: 74.2
FG Pct: 42.2
3FG Pct: 29.7
FT Pct: 74.9

Rebounds/game: 39.6
Assists/game: 12.8
Turnovers/game: 14.3
Assist/turnover ratio: 0.9
Steals/game: 6.2
Blocks/game: 4.6

The Automated ScoreBook
Virginia Overall Team Statistics (as of Jan 24, 2009)
All games

TEAM STATISTICS	VA	OPP
SCORING	1188	1166
Points per game	74.2	72.9
Scoring margin	+1.4	-
FIELD GOALS-ATT	422-999	421-975
Field goal pct	.422	.432
3 POINT FG-ATT	88-296	102-298
3-point FG pct	.297	.342
3-pt FG made per game	5.5	6.4
FREE THROWS-ATT	256-342	222-326
Free throw pct	.749	.681
F-Throws made per game	16.0	13.9
REBOUNDS	634	564
Rebounds per game	39.6	35.2
Rebounding margin	+4.4	-
ASSISTS	204	227
Assists per game	12.8	14.2
TURNOVERS	228	219
Turnovers per game	14.3	13.7
Turnover margin	-0.6	-
Assist/turnover ratio	0.9	1.0
STEALS	99	105
Steals per game	6.2	6.6
BLOCKS	73	82
Blocks per game	4.6	5.1
WINNING STREAK	0	-
Home win streak	0	-
ATTENDANCE	110433	67802
Home games-Avg/Game	11-10039	5-13560
Neutral site-Avg/Game	-	0-0

Score by Periods	1st	2nd	OT	Totals
Virginia	538	636	14	1188
Opponents	563	593	10	1166

The Automated ScoreBook
Virginia Season Box Score (as of Jan 24, 2009)
All games

RECORD:	OVERALL	HOME	AWAY	NEUTRAL
ALL GAMES	7-9	6-5	1-4	0-0
CONFERENCE	1-4	0-2	1-2	0-0
NON-CONFERENCE	6-5	6-3	0-2	0-0

#	Player	gp-gs	min	avg	Total		3-Point		F-Throw		Rebounds				pf	dq	a	to	blk	stl	pts	avg
					fg-fga	pct	3fg-fga	pct	ft-fga	pct	off	def	tot	avg								
15	Sylvan Landesberg	16-15	521	32.6	83-184	.451	6-26	.231	101-120	.842	28	71	99	6.2	26	1	40	41	2	12	273	17.1
	Conference-Only...	5-5	171	34.2	24-59	.407	0-8	.000	31-33	.939	9	26	35	7.0	6	0	16	17	0	1	79	15.8
32	Mike Scott	16-16	442	27.6	70-127	.551	1-5	.200	40-53	.755	65	73	138	8.6	36	0	12	28	7	14	181	11.3
	Conference-Only...	5-5	130	26.0	19-38	.500	1-1	1.000	17-23	.739	22	15	37	7.4	14	0	2	13	3	4	56	11.2
13	Sammy Zeglinski	16-13	435	27.2	58-145	.400	25-73	.342	18-29	.621	5	40	45	2.8	46	2	56	48	2	24	159	9.9
	Conference-Only...	5-5	133	26.6	8-34	.235	4-24	.167	4-10	.400	2	10	12	2.4	13	0	16	16	0	6	24	4.8
12	Jamil Tucker	16-3	283	17.7	49-104	.471	19-44	.432	20-29	.690	18	45	63	3.9	32	0	10	15	12	9	137	8.6
	Conference-Only...	5-0	105	21.0	23-45	.511	10-19	.526	7-7	1.000	6	12	18	3.6	13	0	4	6	6	3	63	12.6
04	Calvin Baker	16-12	379	23.7	47-115	.409	11-42	.262	26-31	.839	4	37	41	2.6	26	2	43	36	3	18	131	8.2
	Conference-Only...	5-2	118	23.6	19-37	.514	5-13	.385	6-6	1.000	2	9	11	2.2	7	0	10	9	2	4	49	9.8
02	Mustapha Farrakhan	15-2	182	12.1	27-75	.360	13-34	.382	16-16	1.000	3	7	10	0.7	23	1	12	12	2	3	83	5.5
	Conference-Only...	5-0	92	18.4	13-39	.333	8-21	.381	7-7	1.000	1	3	4	0.8	12	1	6	4	2	1	41	8.2
24	Mamadi Diane	16-8	295	18.4	32-99	.323	2-31	.065	9-16	.563	18	19	37	2.3	25	0	11	16	6	10	75	4.7
	Conference-Only...	5-3	77	15.4	9-25	.360	0-8	.000	2-4	.500	4	6	10	2.0	7	0	4	5	2	4	20	4.0
23	Jeff Jones	14-0	199	14.2	23-71	.324	11-40	.275	5-6	.833	2	19	21	1.5	10	0	9	5	1	4	62	4.4
	Conference-Only...	4-0	27	6.8	6-12	.500	2-6	.333	0-0	.000	0	5	5	1.3	0	0	0	0	0	0	14	3.5
05	Assane Sene	12-9	233	19.4	17-40	.425	0-0	.000	5-16	.313	21	45	66	5.5	43	2	6	10	24	0	39	3.3
	Conference-Only...	5-5	106	21.2	7-18	.389	0-0	.000	0-3	.000	10	17	27	5.4	20	1	0	6	10	0	14	2.8
55	Jerome Meyinsse	15-1	140	9.3	7-19	.368	0-0	.000	11-20	.550	13	12	25	1.7	15	0	1	8	7	1	25	1.7
	Conference-Only...	5-0	49	9.8	1-5	.200	0-0	.000	2-4	.500	3	3	6	1.2	8	0	0	0	3	1	4	0.8
21	Tunji Soroye	8-1	64	8.0	5-11	.455	0-0	.000	3-4	.750	6	8	14	1.8	8	0	1	3	6	3	13	1.6
	Conference-Only...	3-0	8	2.7	0-1	.000	0-0	.000	0-0	.000	1	0	1	0.3	0	0	0	1	0	0	0	0.0
25	John Brandenburg	6-0	16	2.7	3-5	.600	0-0	.000	0-0	.000	1	4	5	0.8	3	0	0	0	1	0	6	1.0
	Conference-Only...	2-0	2	1.0	0-0	.000	0-0	.000	0-0	.000	0	0	0	0.0	0	0	0	0	0	0	0	0.0
45	Solomon Tat	6-0	22	3.7	1-1	1.000	0-0	.000	2-2	1.000	0	3	3	0.5	4	0	2	1	0	1	4	0.7
	Conference-Only...	2-0	6	3.0	0-0	.000	0-0	.000	0-0	.000	0	0	0	0.0	2	0	0	1	0	0	0	0.0
22	Will Sherrill	5-0	14	2.8	0-3	.000	0-1	.000	0-0	.000	2	1	3	0.6	1	0	1	2	0	0	0	0.0
	Conference-Only...	1-0	1	1.0	0-1	.000	0-1	.000	0-0	.000	0	0	0	0.0	0	0	0	0	0	0	0	0.0
	Total.....	16	3225		422-999	.422	88-296	.297	256-342	.749	221	413	634	39.6	298	8	204	228	73	99	1188	74.2
	Conference-Only...	5	1025		129-314	.411	30-101	.297	76-97	.784	70	115	185	37.0	102	2	58	78	28	24	364	72.8
	Opponents.....	16	3225		421-975	.432	102-298	.342	222-326	.681	185	379	564	35.2	291	-	227	219	82	105	1166	72.9
	Conference-Only...	5	1025		142-307	.463	29-67	.433	89-123	.724	67	118	185	37.0	83	2	80	67	24	37	402	80.4

Score by Periods	1st	2nd	OT	Totals
Virginia	538	636	14	1188
Opponents	563	593	10	1166