



2008-09 VIRGINIA BASKETBALL



VIRGINIA CAVALIERS (7-13, 1-8)

vs.

#12 CLEMSON TIGERS (20-3, 6-3)



Feb. 15, 2009 • John Paul Jones Arena • Charlottesville, Va.

GAME INFORMATION

Radio: Virginia Sports Network (Dave Koehn, Cory Alexander)
TV: Raycom (Steve Martin, Jason Capel)

Today's Game

- The Cavaliers host Clemson as they open a stretch of five of seven games at home to close out the regular season
- Virginia is looking to snap an eight-game losing streak

About the Cavaliers

- Virginia is 7-13 (1-8 ACC) after a 68-57 loss at No. 25 Florida State on Tuesday
- UVA is led by Sylvan Landesberg, who is averaging 17.8 ppg
- Mike Scott has posted six double-doubles this season
- As of 2/13 (ESPN Insider RPI), the Cavaliers' strength of schedule ranks first nationally

About the Tigers

- Clemson is 20-3 this season (6-3 ACC) after an 87-77 win at Boston College on Tuesday
- The Tigers have won four of their last five games
- Junior forward/center Trevor Booker leads Clemson at 15.1 ppg and 9.0 rpg

Series History

- UVA leads 65-48 (UVA leads 38-16 in Charlottesville)
- Last season, the Tigers won 82-51 at JPJA in the only meeting between the teams
- The teams will meet again this season on Mar. 3 at Littlejohn Coliseum

Cavaliers Look to Snap Streak

- UVA enters the game on an eight-game losing streak, its longest since an eight-game streak during the 1997-98 season
- The last time the Cavaliers lost nine consecutive games was during the 1961-62 season
- Virginia is looking to snap a three-game home losing streak
- The last time Virginia lost four consecutive home games was in 1976-77

PROBABLE STARTERS/KEY RESERVES

| No. | Pos. | Yr. | Player | PPG | RPG | APG | Notable |
|-----|------|-----|--------------------|------|-----|-----|--|
| 4 | G | Jr. | Calvin Baker | 7.7 | 2.4 | 2.6 | Career-high 7 assists vs. VMI |
| 5 | C | Fr. | Assane Sene | 3.1 | 5.6 | 0.4 | Team-high 28 blocks this season |
| 15 | G | Fr. | Sylvan Landesberg | 17.8 | 5.9 | 2.6 | Five-time ACC Rookie of the Week |
| 23 | G | So. | Jeff Jones | 5.7 | 2.2 | 0.9 | 19 pts and 5 assts at North Carolina |
| 45 | G/F | Jr. | Solomon Tat | 0.8 | 1.2 | 0.3 | First career start at North Carolina |
| 32 | F | So. | Mike Scott | 10.4 | 7.7 | 0.7 | Six double-doubles this season |
| 13 | G | Fr. | Sammy Zeglinski | 9.4 | 2.8 | 3.4 | Scored a career-high 24 points vs. Liberty |
| 12 | F | Jr. | Jamil Tucker | 7.6 | 3.7 | 0.6 | Career-high 21 points at Maryland |
| 2 | G | So. | Mustapha Farrakhan | 4.7 | 0.7 | 0.7 | Career-high 17 points at Virginia Tech |
| 24 | G/F | Sr. | Mamadi Diane | 4.2 | 2.2 | 0.6 | 14 pts, 7 rebs vs. VMI |
| 21 | C | Sr. | Tunji Soroye | 1.9 | 2.0 | 0.1 | 8 pts, 5 rebs, 2 blks vs. Radford |
| 55 | F/C | Jr. | Jerome Meyinsse | 1.7 | 1.6 | 0.1 | 10 pts, 8 rebs at Syracuse |
| 25 | C | Fr. | John Brandenburg | 0.9 | 0.7 | 0.0 | 2 pts, 2 rebs vs. Hampton |
| 22 | F | So. | Will Sherrill | 0.0 | 0.4 | 0.1 | Career-high 3 rebs vs. Radford |

SCHEDULE/RESULTS

| Date | Opponent | TV | Time/Res. |
|---|------------------------|----------------------|--------------|
| N9 | SHEPHERD (ex) | | W 87-52 |
| N16 | VMI | CSN | W 107-97 |
| N19 | USF | ACC Select | W 77-75 |
| N21 | RADFORD | ACC Select | W 68-66 |
| N25 | LIBERTY | ACC Select | L 82-86 |
| N28 | at Syracuse | TimeWarner(Syracuse) | L 70-73 |
| D2 | at Minnesota % | ESPN2 | L 56-66 |
| D17 | LONGWOOD | ACC Select | W 90-61 |
| D20 | AUBURN | CSN/FSN South | L 56-58 |
| D23 | HAMPTON | ACC Select | W 74-48 |
| D28 | at Georgia Tech * | FSN | W 88-84 (ot) |
| J3 | #22 XAVIER | CSN | L 70-84 |
| J6 | BROWN | ACC Select | W 74-50 |
| J10 | at Virginia Tech * | RSN | L 75-78 |
| J15 | #5 NORTH CAROLINA * | ESPN | L 61-83 |
| J20 | at Maryland * | Raycom^ | L 78-84 |
| J24 | FLORIDA STATE * | RSN | L 62-73 |
| F1 | at #1 Duke * | FSN | L 54-79 |
| F4 | BOSTON COLLEGE * | ESPNU | L 70-80 |
| F7 | at #3 North Carolina * | Raycom | L 61-76 |
| F10 | at #25 Florida State * | RSN | L 57-68 |
| F15 | #12 CLEMSON * | Raycom | 1 p.m. |
| F18 | VIRGINIA TECH * | Raycom^ | 8 p.m. |
| F21 | at NC State * | Raycom | 1 p.m. |
| F26 | MIAMI * | Raycom^ | 8 p.m. |
| F28 | WAKE FOREST * | Raycom^ | 2 p.m. |
| M3 | at Clemson * | RSN | 7 p.m. |
| M7 | MARYLAND * | ABC | 3:30 p.m. |
| M12-15 at ACC Tournament (Georgia Dome) | | | |

All Times Eastern and subject to change

- * ACC game
- % ACC/Big Ten Challenge

TV Abbreviations

CSN Comcast SportsNet
RSN Regional Sports Networks
^ Raycom split telecast

MEDIA INFORMATION

Virginia Athletics Media Relations

154 John Paul Jones Arena
PO Box 400853
Charlottesville, VA 22904
Office: (434) 982-5500
Fax: (434) 982-5525

Rich Murray Associate AD for Public Relations (Primary Men's Basketball Contact)

Office: (434) 982-5530
Home: (434) 978-2966
Email: rmurray@virginia.edu

Steve Kirkland Assistant Media Relations Director (Secondary Men's Basketball Contact)

Office: (434) 982-5535
Cell: (434) 825-5241
Email: skirkland@virginia.edu



2008-09 VIRGINIA BASKETBALL

IN THE POLLS

ASSOCIATED PRESS (2/9)

| | | |
|-----|-----------------------|-------------|
| 1. | Connecticut | 22-1 |
| 2. | Oklahoma | 23-1 |
| 3. | North Carolina | 21-2 |
| 4. | Pittsburgh | 21-2 |
| 5. | Louisville | 18-4 |
| 6. | Duke | 20-3 |
| 7. | Wake Forest | 18-3 |
| 8. | Memphis | 20-3 |
| 9. | Michigan State | 19-4 |
| 10. | Marquette | 20-3 |
| 11. | UCLA | 19-4 |
| 12. | Clemson | 19-3 |
| 13. | Villanova | 19-4 |
| 14. | Xavier | 20-3 |
| 15. | Butler | 21-2 |
| 16. | Kansas | 19-4 |
| 17. | Missouri | 20-4 |
| 18. | Arizona State | 18-5 |
| 19. | Gonzaga | 17-5 |
| 20. | Purdue | 17-6 |
| 21. | Utah State | 23-1 |
| 22. | Illinois | 19-5 |
| 23. | Syracuse | 18-6 |
| 24. | Ohio State | 17-5 |
| 25. | Florida State | 18-5 |

Others Receiving Votes:

LSU, Washington, Texas, Florida, **Minnesota**, Dayton, California, Kansas State, West Virginia, South Carolina, Davidson, **Miami (Fla)**, Utah, Arizona, San Diego State, Siena, Northeastern, Robert Morris, **Boston College**, Green Bay.

ESPN/USA Today (2/9)

| | | |
|-----|-----------------------|-------------|
| 1. | Connecticut | 22-1 |
| 2. | Oklahoma | 23-1 |
| 3. | North Carolina | 21-2 |
| 4. | Pittsburgh | 21-2 |
| 5. | Duke | 20-3 |
| 6. | UCLA | 19-4 |
| 7. | Louisville | 18-4 |
| 8. | Wake Forest | 18-3 |
| 9. | Michigan State | 19-4 |
| 10. | Memphis | 20-3 |
| 11. | Clemson | 19-3 |
| 12. | Marquette | 20-3 |
| 13. | Villanova | 19-4 |
| 14. | Xavier | 20-3 |
| 15. | Butler | 21-2 |
| 16. | Kansas | 19-4 |
| 17. | Utah State | 23-1 |
| 18. | Arizona State | 18-5 |
| 19. | Missouri | 20-4 |
| 20. | Illinois | 19-5 |
| 21. | Gonzaga | 17-5 |
| 22. | Syracuse | 18-6 |
| 23. | Purdue | 17-6 |
| 24. | Washington | 17-6 |
| 25. | Florida State | 18-5 |

Others Receiving Votes:

Ohio State, Texas, LSU, Dayton, **Minnesota**, Florida, Davidson, Utah, South Carolina, Saint Mary's, BYU, California, San Diego State, Penn State, UNLV, Arizona.

Youth is Served

- Freshmen and Sophomores have made 68 of the 100 starts this season for the Cavaliers
- Freshmen and Sophomores have scored 49.7 ppg (69.5 % of offense) and average 23.7 rebounds a game (68.4 % of team total)
- Freshmen and Sophomores have led the team in scoring in 17 of 20 games this season and led the team in rebounding in 17 of 20 games this season

Difficult Schedule for the Cavaliers

- Seven of Virginia's opponents are ranked and three others are receiving votes in this week's AP poll
- As of 2/13 (ESPN Insider RPI), the Cavaliers' strength of schedule ranks No. 1 nationally
- Virginia's first 20 opponents have a combined .661 winning percentage
- 20 of Virginia's first 21 opponents this season entered the game against the Cavaliers with a .500 or better record
- 16 of 27 regular season games will be against 2008 postseason teams (seven vs. NCAA teams, eight vs. NIT teams, one vs. CBI team)
- 21 of 27 games will be televised (the other six available online on ACC Select)

Bench Production

- Virginia has gotten solid production from its bench this season, averaging 24.8 points, 11.8 rebounds and 3.8 assists per game off the bench
- Virginia had 51 points off the bench against USF, the most bench points in a game for the Cavaliers since scoring 52 off the bench against Maryland on March 1, 1986
- This season the Cavaliers have gotten 20 double-digit scoring performances off the bench

Singletary's No. 44 to be Retired

- At halftime of today's game, Virginia will retire Sean Singletary's No. 44
- It is the seventh number retired by UVa (#3 Jeff Lamp, #14 Buzzy Wilkinson, #20 Bryant Stith, #40 Barry Parkhill, #41 Wally Walker and #50 Ralph Sampson)
- Singletary ranks fifth in school history with 2,079 career points and third in school history with 587 career assists
- Singletary currently is playing professionally for the Charlotte Bobcats

Last Time Out

- Virginia suffered a 68-57 loss at No. 25 Florida State on Tuesday
- Sylvan Landesberg led Virginia with 14 points
- Mike Scott added eight points and nine rebounds

Return to Sene-der

- Freshman center Assane Sene leads Virginia with 28 blocks this season, although he did not play in the first four games of the season
- He has twice had four blocks in a game (vs. Auburn, at Virginia Tech)
- Last season, Mamadi Diane led Virginia with 22 blocks over a 33-game season
- Sene averages 1.8 blocks per game, which ranks fourth in the ACC

Farrakhan on the Line

- Mustapha Farrakhan is 18-18 this season from the free throw line
- His 18 consecutive made free throws to open a season is the second longest streak in school history (Jeff Lamp made his first 32 free throw attempts in 1980-81)

Landesberg Named ACC Rookie of the Week ... Again

- Sylvan Landesberg was named the ACC Rookie of the Week on Jan. 12, the fifth time he has received the honor
- Landesberg also was named ACC Rookie of the Week on Nov. 17, Nov. 24, Dec. 22 and Dec. 30
- He is the first Cavalier to win the award in consecutive weeks since Sean Singletary won it on Feb. 14, 2005 and Feb. 21, 2005
- He was the first player to win the award in each of the first two weeks of a season since Georgia Tech's Chris Bosh in 2002-03



2008-09 VIRGINIA BASKETBALL

Landesberg Explodes for 32 vs. Boston College

- Sylen Landesberg scored a career-high 32 points vs. Boston College on Feb. 4
- His 32 points tied the UVa freshman scoring record against an ACC opponent that Ralph Sampson set when he scored 32 vs. Clemson in 1980
- His 32 points were the most by a freshman in an ACC game since Tyler Hansbrough scored 40 against Miami in 2006
- It was only the fourth 30-point game by a Virginia freshman in school history

30-Point Games by Virginia Freshmen

| | |
|-----------|---|
| 34 | Chris Williams vs. Liberty (12/8/98) |
| 32 | Sylen Landesberg vs. BC (2/4/09) |
| 32 | Ralph Sampson vs. Clemson (2/13/80) |
| 30 | Courtney Alexander vs. Duke (2/14/96) |

Landesberg's 20-Point Games

- Sylen Landesberg has 11 20-point games this season, setting a new UVa freshman record
- He has more than double the 20-point games (11) than the rest of the conference's freshmen combined (five)
- Only North Carolina's Tyler Hansbrough (14) and Rashad McCants (12) had more 20-point games as freshmen in the ACC over the past 10 years than Landesberg
- He scored 20 points at Duke, becoming the first ACC freshman to score 20 points at Cameron Indoor Stadium since Hansbrough (27 pts) in 2006
- With 28 points vs. VMI, 21 points vs. USF and 22 points vs. Radford, Landesberg became the first Cavalier freshman to open his career with three 20-point games
- He was only the second freshman in ACC history to score at least 20 points in the first three games of his career (Georgia Tech's Kenny Anderson scored at least 20 points in his first six career games in 1989-90)

Landesberg Makes Immediate Impact

- At 17.8 ppg, Sylen Landesberg is the eighth-leading scorer in the ACC and the second-leading freshman scorer in the nation
- At Georgia Tech, Landesberg scored 26 points, the most by a Cavalier freshman in his ACC debut (previous record was 22 by Roger Mason, Jr. vs. Duke in 1999-00)
- Landesberg scored in double figures in the first eight games of the season, the second longest streak by a UVa freshman to open a career
- He was the first Cavalier freshman since Tom Sheehey in 1983-84 to lead the team in scoring in each of the first three games of the season

Getting to the Line

- Sylen Landesberg ranks fourth in the ACC with 6.8 free throw attempts per game
- Landesberg has made 16 "old-fashioned" three-point plays this season (the rest of the team has combined for 10)
- That figure is already more than Sean Singletary's team-leading 13 "and one" plays last season
- Against Florida State on Jan. 24, Landesberg tied an ACC freshman record and tied for the second best performance at the free throw line in school history with his 14-14 performance

Landesberg Shines In Collegiate Debut

- Sylen Landesberg had 28 points in the season-opener against VMI, the most by a Cavalier freshman in his debut
- The previous record was 24 points set by Jeff Lamp in his debut against James Madison on Nov. 25, 1977
- Landesberg's 28 points are tied for the second most in ACC history by a freshman in his first game
- Landesberg is one of only four Cavalier first-years to score 20 points in his first collegiate game
- He is the first Cavalier freshman to lead the team in scoring in a season opener since Mamadi Diane had 17 points in the 2005-06 season opening win over Liberty

Most Points by an ACC Freshman in his Debut

| | | |
|-----------|-------------------------------|--------------|
| 31 | J.J. Hickson (NC State) | 07-08 |
| 28 | Sylen Landesberg (UVa) | 08-09 |
| 28 | Rashad McCants (UNC) | 02-03 |
| 24 | Jeff Lamp (UVa) | 77-78 |
| 23 | Shavlik Randolph (Duke) | 02-03 |

Other Notable Virginia Debuts

| | |
|--|-----------------|
| Jeff Lamp vs. JMU (77-78) | 24 pts, 3 rebs |
| Gary Forbes vs. Mt. St. Mary's (03-04) | 21 pts, 9 rebs |
| Chris Williams vs. VCU (98-99) | 20 pts, 10 rebs |
| Junior Burrough vs. W&M (91-92) | 17 pts, 6 rebs |
| Ralph Sampson vs. Hopkins (79-80) | 17 pts, 8 rebs |
| Mamadi Diane vs. Liberty (05-06) | 17 pts, 6 rebs |
| Travis Watson vs. Elon (99-00) | 15 pts, 14 rebs |
| Cory Alexander vs. W&M (91-92) | 5 pts, 4 rebs |
| Sean Singletary vs. R. Morris (04-05) | 6 pts, 7 assts |
| Wally Walker vs. Wake (72-73) | 7 pts, 3 rebs |

Cavaliers By The Numbers

Most 20-Point Games by a UVa Freshman

| | |
|-----------------------------------|-----------|
| Sylen Landesberg (2008-09) | 11 |
| Ralph Sampson (1979-80) | 9 |
| Chris Williams (1998-99) | 8 |
| Jeff Lamp (1977-78) | 7 |
| Courtney Alexander (1995-96) | 6 |
| Bryant Stith (1988-89) | 6 |
| Wally Walker (1972-73) | 5 |
| Cory Alexander (1991-92) | 4 |
| Junior Burrough (1991-92) | 4 |

Most 20-Point Games by an ACC Freshman (last 10 years)

| | |
|--------------------------------------|-----------|
| Tyler Hansbrough (UNC, 05-06) | 14 |
| Rashad McCants (UNC, 02-03) | 12 |
| Sylen Landesberg (UVa, 08-09) | 11 |
| Chris Paul (WF, 03-04) | 10 |
| Joseph Forte (UNC, 99-00) | 9 |
| Brandon Costner (NCSU, 06-07) | 9 |
| J.J. Redick (Duke, 02-03) | 9 |
| James Johnson (WF, 07-08) | 8 |
| Luol Deng (Duke, 03-04) | 8 |
| Brendan Wright (UNC, 06-07) | 8 |

NCAA Freshman Scoring Leaders

| | |
|------------------------------------|-------------|
| Seth Curry (Liberty) | 20.3 |
| Sylen Landesberg (Virginia) | 17.8 |
| Mike Rosario (Rutgers) | 17.5 |
| Tyreke Evans (Memphis) | 16.8 |
| Luke Babbitt (Nevada) | 16.4 |
| Isaiah Thomas (Washington) | 16.2 |
| Paul George (Fresno State) | 15.6 |
| Afam Muojeke (Wyoming) | 15.1 |
| Willie Warren (Oklahoma) | 14.9 |
| Courtney Fortson (Arkansas) | 14.6 |

Most Points by UVa Freshmen

| | |
|-----------------------------------|-------------------|
| Bryant Stith (1988-89) | 513 (15.5 ppg) |
| Ralph Sampson (1978-79) | 508 (14.9) |
| Chris Williams (1998-99) | 505 (16.8) |
| Jeff Lamp (1977-78) | 485 (17.3) |
| Junior Burrough (1991-92) | 437 (13.2) |
| Curtis Staples (1994-95) | 404 (11.9) |
| Harold Deane (1993-94) | 381 (12.3) |
| Courtney Alexander (1995-96) | 375 (13.9) |
| Cory Alexander (1991-92) | 370 (11.2) |
| Sylen Landesberg (2008-09) | 355 (17.8) |

Most ACC Rookie of the Week Awards by a Cavalier

| | |
|-----------------------------------|----------|
| Bryant Stith (1988-89) | 6 |
| Sylen Landesberg (2008-09) | 5 |
| Ralph Sampson (1979-80) | 5 |
| Sean Singletary (2004-05) | 5 |
| Chris Williams (1998-99) | 4 |

UVa Career Blocked Shots

| | |
|---------------------------------------|-----------|
| 1. Ralph Sampson (1980-83) | 462 |
| 2. Chris Alexander (1993-96) | 148 |
| 3. Travis Watson (2000-03) | 130 |
| 4. Kris Hunter (1997-99) | 126 |
| 5. Jason Clark (2002-05) | 112 |
| 6. Steve Castellan (1976-79) | 108 |
| 7. Chris Williams (1999-02) | 97 |
| 8. Junior Burrough (1992-95) | 96 |
| 9. Colin Ducharme (1997-00) | 88 |
| 10. Olden Polynice (1984-86) | 86 |
| -- Tunji Soroye (2005-present) | 84 |



2008-09 VIRGINIA BASKETBALL

UVa in the ACC Statistics (2/13)

TEAM

| | | |
|-----------------------|------|------|
| Scoring Offense | 71.5 | 10th |
| Scoring Defense | 73.4 | 12th |
| Scoring Margin | -1.9 | 12th |
| Free Throw Percentage | .744 | 3rd |
| Field Goal Percentage | .411 | 12th |
| Field Goal % Defense | .438 | 12th |
| 3-Point FG Percentage | .295 | 11th |
| 3-Point FG % Defense | .348 | 11th |
| Rebounding | 38.5 | 7th |
| Rebounding Margin | +2.8 | 9th |
| 3-Point FG Made | 5.5 | 9th |
| Assists | 12.4 | 11th |
| Steals | 6.6 | 9th |
| Blocked Shots | 4.2 | 11th |
| Turnover Margin | -0.6 | 8th |
| Assist/Turnover Ratio | 0.9 | 10th |

INDIVIDUAL

Scoring

• Sylven Landesberg 17.8 8th

Rebounding

• Mike Scott 7.7 10th

Free Throw Percentage

• Sylven Landesberg .838 6th

Offensive Rebounding

• Mike Scott 3.7 2nd

Assists

• Sammy Zeglinski 3.4 8th

Blocked Shots

• Assane Sene 1.8 4th

Assist/Turnover Ratio

• Sammy Zeglinski 1.3 10th

Minutes Played

• Sylven Landesberg 33.0 6th

UVa in the NCAA Statistics (2/9)

TEAM

| | | |
|-----------------------|------|------|
| Free Throw Percentage | .749 | 15th |
| Blocked Shots | 4.4 | 54th |

INDIVIDUAL

Scoring

• Sylven Landesberg 17.9 74th

Free Throw Percentage

• Sylven Landesberg 84.8 51st

Blocked Shots

• Assane Sene 1.9 64th

Back-to-Back 25 Points for Landesberg

- Sylven Landesberg scored 26 points at Georgia Tech and 25 points vs. Xavier
- Landesberg was the first Cavalier to have consecutive 25-point games since J.R. Reynolds accomplished the feat in both of Virginia's 2007 NCAA Tournament games
- The last Cavalier freshman to score at least 25 points in consecutive games was Chris Williams in 1998-99 (26 vs. Loyola, 26 vs. Delaware)

Tucker Steps Up

- Jamil Tucker has scored in double figures in nine games this season
- At Maryland, he scored a career-high 21 points while tying a career high with four 3-pointers
- Against Longwood, he set career highs with 10 rebounds and three assists and had 11 points for his first career double-double
- At Georgia Tech, he had 15 points, including the 3-pointer that tied the game with 15 seconds remaining in regulation to force overtime

Scott is a Force Inside

- Mike Scott has six double-doubles this season
- He is second in the ACC with 3.7 offensive rebounds per game and ranks 10th overall in rebounding with an average of 7.7 per game
- Scott is shooting .537 from the floor this season, which would rank fourth in the ACC if he had the minimum number of made field goals to qualify (he averages 4.0 FGM/game, 5.0 is the min.)
- At Maryland, Scott went 10-10 from the free throw line

Mike Scott Opens Season With Impressive Performance

- Mike Scott set career highs with 26 points and 18 rebounds in the season opening win over VMI
- Scott tied the school record with 10 offensive rebounds, a mark previously set by Matt Blundin (vs. Clemson 1/9/90), Bryant Stith (vs. Georgia Tech 3/13/92) and Travis Watson (vs. Maryland 1/31/02)
- His 18 rebounds were the most by a Cavalier since Travis Watson had 20 rebounds vs. Wofford on Jan. 2, 2003

Scott and Landesberg Post UVa's First 25-25 Combo in Over a Year

- Against VMI, Sylven Landesberg (28 pts) and Mike Scott (26 points) became the first Cavaliers to score at least 25 points in the same game in over a year
- The previous game that Virginia had a pair of 25-point scorers was a 71-58 win at NC State on Jan. 24, 2007 when J.R Reynolds had 29 points and Sean Singletary had 27 points

Cavaliers 12th in ACC Preseason Poll

- The Cavaliers were projected 12th in the preseason ACC poll of media
- Sylven Landesberg was second in the voting for Preseason ACC Rookie of the Year

Head Coach Dave Leitao

- 2007 ACC Coach of the Year
- First Virginia coach to win the honor since Terry Holland in 1982
- 60-55 record in his fourth season at Virginia, including a 24-33 mark in the ACC
- Overall record of 140-124 in his ninth season as a head coach

Baker, Diane, Soroye Named Virginia's Captains

- Calvin Baker, Mamadi Diane, and Tunji Soroye are Virginia's captains for 2008-09
- This season marks the first year each player has served as a captain

Virginia Signs Two to Letters of Intent

- The Cavaliers signed two recruits to National Letters of Intent during the November signing period
- Jontel Evans, a 5-11 guard from Hampton, Va., and Tristan Spurlock, a 6-7 forward from Woodbridge, Va., will join the Cavaliers in 2009-10

Up Next

- The Cavaliers continue the homestand Wednesday against Virginia Tech
- Game time is 8 p.m. and the contest will be televised by Raycom



2008-09 VIRGINIA BASKETBALL

THE LAST TIME ...

VIRGINIA INDIVIDUALS

- **Scored 30 points:** Sylven Landesberg (32) vs. Boston College (2/4/09)
- **Scored 40 points:** Sean Singletary (41) at Miami (3/1/08)
- **Two players with 20 points:** Sylven Landesberg (28) and Mike Scott (26) vs. VMI (11/16/08)
- **Three players with 20 points:** Chris Williams (27), Roger Mason, Jr. (22) and Donald Hand (20) vs. Duke (1/5/00)
- **Four players with 20 points:** Chris Williams (23), Donald Hand (22), Adam Hall (21), and Travis Watson (20) vs. Georgetown (3/15/00)
- **A player with back-to-back 25-point games:** Sylven Landesberg, 26 at Georgia Tech (12/28/08), 25 vs. Xavier (1/3/09)
- **One player scored in double figures:** Sylven Landesberg (14) at Florida State (2/10/09)
- **Five players scored in double figures:** Sylven Landesberg (26), Jamil Tucker (15), Calvin Baker (13), Mustapha Farrakhan (12), Mike Scott (10) at Georgia Tech (12/28/08)
- **Six players scored in double figures:** Sean Singletary (27), Adrian Joseph (13), Jamil Tucker (13), Mamadi Diane (12), Calvin Baker (11), Laurynas Mikalauskas (11), vs. Maryland (3/9/08)
- **Seven players scored in double figures:** Cornel Parker (20), Junior Burrough (15), Ted Jeffries (14), Cory Alexander (13), Jason Williford (12), Yuri Barnes (11) and Doug Smith (11) vs. Clemson (1/13/93)
- **Had 15 rebounds:** Mike Scott (15) vs. Hampton (12/23/08)
- **Had 20 rebounds:** Travis Watson (20) vs. Wofford (1/2/03)
- **Had 25 rebounds:** Bob Mortell (25) vs. Washington & Lee (2/27/60)
- **Two players with 10 rebounds:** Sylven Landesberg (11) and Mike Scott (10) at Maryland (1/20/09)
- **Three players with 10 rebounds:** Yuri Barnes (13), Jason Williford (12) and Junior Burrough (11) vs. Rice (12/4/93)
- **Double-Double:** Mike Scott (16 pts, 10 rebs) at Maryland (1/20/09)
- **Two players had a double-double:** Adrian Joseph (23 pts, 11 rebs) and Mike Scott (10 pts, 13 rebs) at Penn (11/23/07)
- **Three players had a double-double:** Jason Williford (10 pts, 15 rebs), Ted Jeffries (23 pts, 10 rebs), and Cornel Parker (11 pts, 11 rebs) at William & Mary (1/25/93)
- **Double-Double with points and assists:** Sean Singletary (22 pts, 10 assts) vs. Old Dominion (3/24/08)
- **Triple-Double:** Ralph Sampson (15 pts, 22 rebs, 10 blks) vs. Old Dominion (12/29/79)
- **Four Double-Doubles in a row:** Travis Watson (29 pts, 12 rebs) at NC State (2/6/02), (20 pts, 10 rebs) vs. Clemson (2/10/02), (17 pts, 10 rebs) vs. UNC (2/12/02), (13 pts, 12 rebs) at Wake (2/17/02)
- **20 points and 20 rebounds:** Travis Watson (21 pts, 20 rebs) vs. Wofford (1/2/03)
- **10 assists:** Sean Singletary (10) vs. Old Dominion (3/24/08)
- **5 Blocked Shots:** Jason Cain (5) vs. UNC (1/19/06)
- **5 Steals:** Sammy Zeglinski (5) vs. Florida State (1/24/09)
- **Led UVA in Points, Rebounds and Assists:** Sean Singletary (20 pts, 5 rebs, 10 assts) vs. Ga. Tech (3/13/08)
- **Hit a last second shot to win a game:** Sean Singletary vs. Duke (2/1/07) [jumper with one second in OT]; J.R. Reynolds vs. Loyola Marymount (12/23/04) [layup with 1.5 seconds in regulation]
- **Played every minute:** Sean Singletary vs. Virginia Tech (2/12/05)
- **Played 40 or more minutes:** Sylven Landesberg (41) at Georgia Tech (12/28/08)

VIRGINIA TEAM

- **Won in Overtime:** at Georgia Tech, 88-84 (12/28/08)
- **Lost in Overtime:** at Virginia Tech, 65-72 (2/2/08)
- **Played Two Overtimes:** vs. Maryland, L 89-92 (2/19/05)
- **Played Three Overtimes:** vs. Georgetown, L 111-115 (3/15/00)
- **Shot 70 percent for a Half:** 72.2% (13-18) vs. Wake Forest 2nd Half (2/24/96)
- **Shot 60 percent in a Game:** 61.0% (36-59) vs. LIU (11/17/00)
- **Shot less than 30 percent in a Game:** 27.9% (17-61) vs. North Carolina (3/10/06)
- **Shot 90 percent from the free throw line:** 94.7% (18-19) vs. Georgia Tech (2/24/07)
- **Shot 50 percent from 3-point line:** 50.0% (10-20) at North Carolina (2/7/09)
- **Shot less than 30 percent in a half:** 27.8% (10-36) in 1st Half at Florida State (2/10/09)
- **Shot less than 20 percent in a half:** 13.6% (3-22) in 1st Half vs. Florida State (1/24/09)
- **Shot 55 percent or better and lost:** 56.9% (29-51) vs. Duke (3/14/03)
- **Attempted 50 FTs:** 52 (made 34) vs. Howard (12/12/94)
- **Made 30 FTs:** 31 (36 att.) vs. Tennessee (3/18/07)
- **Made 10 3-pt FGs:** 10 at North Carolina (2/7/09)
- **Failed to make a 3-pt FG:** at Georgia Tech (12/4/05)
- **Had 50 rebounds:** 50 vs. North Carolina (1/15/09)
- **Had 25 assists:** 27 vs. Howard (11/21/01)
- **Had 15 steals:** 16 vs. NC State (2/24/08)
- **Had 10 blocks:** 10 at Virginia Tech (1/10/09)
- **Scored 50 pts in a half:** 50 vs. Liberty, 2nd half (11/25/08)
- **Scored 60 pts in a half:** 60 vs. Gonzaga, 1st half (1/3/07)
- **Scored 70 pts in a half:** 70 vs. Coastal Carolina, 2nd half (11/20/00)
- **Scored 100 pts (ACC):** 103 vs. Maryland (1/16/07)
- **Scored 100 pts (non-conf):** 107 vs. VMI (11/16/08)
- **Scored under 20 pts in 1st half:** 16 vs. FSU (1/24/09)
- **Scored under 20 pts in 2nd half:** 12 vs. UNC (2/11/98)
- **Scored under 50 pts in a game:** 49 at Stanford (3/14/06)

OPPONENT INDIVIDUALS

- **Scored 30 points:** Chavis Holmes (31), VMI (11/16/08)
- **Scored 35 points:** J.J. Redick (40), Duke (1/28/06)
- **Scored 40 points:** J.J. Redick (40), Duke (1/28/06)
- **Scored 50 points:** Len Chappell (50), Wake (2/12/62)
- **Two players with 20 points:** Tyrese Rice (20) and Rakim Sanders (20), Boston College (2/4/09)
- **Three players with 20 points:** Seth Curry (26), Kyle Ohman (26), Anthony Smith (21), Liberty (11/25/08)
- **Two players with 30 points:** Trevor Powell (31) and Tony Smith (31), Marquette (2/3/90)
- **Five players scored in double figures:** Chavis Holmes (31), Travis Holmes (20), Austin Kenon (18), Willie Bell (14) and Keith Gabriel (14), VMI (11/16/08)
- **Six players scored in double figures:** Chris Paul (21), Justin Gray (17), Eric Williams (15), Jamaal Levy (12), Taron Downey (11) and Vytas Danelius (10), Wake Forest (1/2/05)
- **Seven players scored in double figures:** Stanley Burrell (15), Drew Lavender (13), C.J. Anderson (12), B.J. Raymond (12), Josh Duncan (11), Charles Bronson (11), and Jason Love (10), at Xavier (1/3/08)
- **Double-Double:** Tyler Hansbrough (15 pts, 13 rebs), at North Carolina (2/7/09)
- **Double-Double with points and assists:** Eric Hayes (10 pts, 11 assts), at Maryland (1/20/09)

- **Two players had a double-double:** Donte Green (20 pts, 10 rebs) and Paul Harris (10 pts, 14 rebs), Syracuse (12/5/07)
- **Had 15 rebounds:** Al Thornton (16), Florida State (2/17/07)
- **Had 20 rebounds:** Tim Duncan (23), Wake (2/22/97)
- **Had 10 assists:** Eric Hayes (11), at Maryland (1/20/09)
- **5 Blocked Shots:** Michael Freeman (5), Hampton (12/23/08)
- **5 Steals:** Al Nolen (5), Minnesota (12/2/08)
- **Hit a last second shot to win a game:** Deron Washington of Virginia Tech (1/16/08) [0.0 seconds in overtime]

OPPONENT TEAM

- **Shot less than 30 percent in a Game:** 28.8% (19-66) Hampton (12/23/08)
- **Shot less than 30 percent in a Game (ACC):** 29.0% (20-69), Wake Forest (2/24/96)
- **Shot 60 percent in a Game:** 63.8% (37-58), at Xavier (1/3/08)
- **Shot 55 percent or better and lost:** 55.2% (32-58), Iowa State (12/31/03)
- **Scored 100 pts:** 108, at Xavier (1/3/08)
- **Scored 60 pts in a half:** 60, at Miami, 2nd half (3/1/08)
- **Scored under 20 pts in 1st half:** 18, NC State (2/24/08)
- **Scored under 20 pts in 2nd half:** 18 at Richmond (11/22/05)
- **Scored under 50 pts in a game:** 48, Hampton (12/23/08)
- **Had 25 assists:** 27, at Xavier (1/3/08)
- **Had 15 steals:** 15, VMI (11/16/08)
- **Had 10 blocks:** 10 vs. North Carolina (1/15/09)
- **Failed to make a 3-pt FG:** vs. Arizona State (11/27/99)



2008-09 VIRGINIA BASKETBALL

2008-09 VIRGINIA BASKETBALL ROSTER

| NO. | NAME | POS. | HT. | WT. | CLASS | HOMETOWN/HIGH SCHOOL (Previous School) |
|-----|--------------------|------|------|-----|------------------|---|
| 2 | Mustapha Farrakhan | G | 6-4 | 179 | So. | Harvey, Ill./Thornton Township |
| 4 | Calvin Baker * | G | 6-2 | 186 | Jr. | Newport News, Va./Woodside (William & Mary) |
| 5 | Assane Sene | C | 7-0 | 234 | Fr. | Saint-Louis, Senegal/South Kent |
| 12 | Jamil Tucker | F | 6-9 | 241 | Jr. | Gary, Ind./West Side |
| 13 | Sammy Zeglinski | G | 6-0 | 179 | Fr. [%] | Philadelphia, Pa./The William Penn Charter School |
| 15 | Sylvan Landesberg | G | 6-6 | 205 | Fr. | Flushing, N.Y./Holy Cross |
| 21 | Tunji Soroye * | C | 6-11 | 252 | Sr. [%] | Dugbe Ibadan, Nigeria/Montrose Christian School |
| 22 | Will Sherrill | F | 6-9 | 221 | So. | New York, N.Y./Phillips Academy Andover |
| 23 | Jeff Jones | G | 6-4 | 200 | So. | Chester, Pa./Monsignor Bonner |
| 24 | Mamadi Diane * | G/F | 6-5 | 204 | Sr. | Potomac, Md./DeMatha Catholic |
| 25 | John Brandenburg | C | 6-11 | 241 | Fr. | Des Peres, Mo./De Smet Jesuit |
| 32 | Mike Scott | F | 6-8 | 233 | So. | Chesapeake, Va./Hargrave Military Academy |
| 45 | Solomon Tat | G/F | 6-5 | 223 | Jr. | Jos Plateau, Nigeria/Community Christian School |
| 55 | Jerome Meyinsse | F/C | 6-9 | 245 | Jr. | Baton Rouge, La./McKinley |

* Tri-Captain

% Medical Hardship waiver request approved in 2008

HEAD COACH:

Dave Leitao

ASSISTANT COACHES:

Bill Courtney

Drew Diener

Steve Seymour

DIRECTOR OF BASKETBALL OPERATIONS:

Rick Brunson

STRENGTH & CONDITIONING COACH:

Shaun Brown

ASSISTANT DIR. OF OPERATIONS/VIDEO:

Tim Mein

ATHLETIC TRAINER:

Ethan Saliba

PRONUNCIATION GUIDE

Mamadi Diane

Mom-uh-dee Dee-on-ee

Mustapha Farrakhan

Moo-sta-fa Fair-uh-con

Sylvan Landesberg

Sill-ven

Dave Leitao

Lay-toe

Jerome Meyinsse

Me-yin-see

Assane Sene

Uh-sahn Sen

Tunji Soroye

Ton-jee Suh-roy-yay

Jamil Tucker

Ja-mill

Sammy Zeglinski

Zuh-glin-ski



2008-09 VIRGINIA BASKETBALL

JOHN PAUL JONES ARENA RECORDS

VIRGINIA PLAYERS

Points: 40, J.R. Reynolds
vs. Wake Forest, 1/21/07

Most 1st Half Points: 23, Sean Singletary
vs. Virginia Tech, 1/16/08

Most 2nd Half Points: 26, Sylven Landesberg
vs. Boston College, 2/4/09

Rebounds: 18, Mike Scott
vs. VMI, 11/16/08

Field Goals: 13, Sylven Landesberg
vs. Boston College, 2/4/09

Field Goal Attempts: 23, Sylven Landesberg
vs. Boston College, 2/4/09

Field Goal Pct.: .857 (6-7), Adrian Joseph
vs. Bradley, 3/26/08

3-Point Field Goals: 7, Sean Singletary
vs. Gonzaga, 1/3/07

3-Point FG Attempts: 12, Sean Singletary
vs. Gonzaga, 1/3/07

3-Point FG Pct.: .833 (5-6), Mamadi Diane
vs. Arizona, 11/12/06

Free Throws Made: 14, Sean Singletary
vs. Hampton, 12/16/06

Free Throw Attempts: 16, Sean Singletary
vs. Hampton, 12/16/06

FT Pct.: 1.000 (14-14), Sylven Landesberg
vs. Florida State, 1/24/09

Assists: 10, three times by Sean Singletary
last vs. Old Dominion, 3/24/08

Steals: 7, Sean Singletary
vs. NC State, 2/24/08

Blocks: 4, Assane Sene
vs. Auburn, 12/20/08

VIRGINIA TEAM

Most Points: 108 vs. Gonzaga, 1/3/07

Fewest Points: 51 vs. Clemson, 2/7/08

Most 1st Half: 60 vs. Gonzaga, 1/3/07

Fewest 1st Half: 16, vs. Florida State, 1/24/09

Most 2nd Half: 57 vs. Arizona, 11/12/06

Fewest 2nd Half: 25 vs. Va. Tech, 1/16/08
vs. UNC, 1/15/09

Rebounds: 54 vs. UMES, 11/26/06

Field Goals: 43 vs. VMI, 11/16/08

Field Goal Attps.: 82 vs. UNC, 1/15/09

Field Goal Pct.: .547 (29-53)
vs. Vermont, 11/11/07

3-Pt. FG: 18 vs. Gonzaga, 1/3/07

3-Pt. FG Attempts: 36 vs. Georgia Tech,
1/27/08

3-Point FG Pct.: .625 (10-16)
vs. Virginia Tech, 3/1/07

Free Throws: 39 vs. Maryland, 1/16/07

FT Attempted: 49 vs. Maryland, 1/16/07

Free Throw Pct.: .964 (27-28)
vs. American, 12/28/06

Assists: 24 vs. Howard, 11/14/07
24 vs. VMI, 11/16/08

Steals: 16 vs. NC State, 2/24/08

Blocks: 12 vs. Longwood, 2/13/07

Most Turnovers: 21 vs. Longwood, 12/7/07
21 vs. Hampton, 12/19/07

Fewest Turnovers: 6 vs. Boston Coll., 1/19/08

OPPONENT PLAYERS

Points: 32, K.C. Rivers
Clemson, 2/7/08

Most 1st Half Points: 17, three times
Last by Kyle Ohman
Liberty, 11/25/08

Most 2nd Half Points: 23, Al Thornton
Florida State, 2/17/07

Rebounds: 16, Al Thornton
Florida State, 2/17/07

Field Goals: 12, Al Thornton
Florida State, 2/17/07

Field Goal Attempts: 12, K. C. Rivers
Clemson, 2/7/08

Field Goal Pct.: .833 (5-6), Frank Hassell
Old Dominion, (3/24/08)

3-Point Field Goals: .833 (5-6), Matt Salley
Bradley, 3/26/08

3-Pt. FG Attempts: 8, K.C. Rivers
Clemson, 2/7/08

3-Pt. FG Pct.: 1.000 (3-3), Ty Lawson
North Carolina, 1/15/09

Free Throws Made: 15, Tyler Hansbrough
North Carolina, 1/15/09

FT Attempted: 17, Tyler Hansbrough
North Carolina, 1/15/09

FT Pct.: 1.000 (8-8), Tyrese Rice
Boston College, 2/4/09

Assists: 11, Cliff Hammonds
Clemson, 2/7/08

Steals: 4, six times
Last by Willie Bell
VMI, 11/16/08

Blocks: 6, Eric Hall
Radford, 11/21/08

OPPONENT TEAM

Most Points: 97, VMI, 11/16/08

Fewest Points: 48, Hampton, 12/23/08

Most 1st Half: 50, North Carolina, 1/15/09

Fewest 1st Half: 18, NC State, 2/24/08

Most 2nd Half: 61, Gonzaga, 1/3/07

Fewest 2nd Half: 20, Longwood, 2/13/07

Rebounds: 47, Virginia Tech, 1/16/08
North Carolina, 1/15/09

Field Goals: 37, VMI, 11/16/08

Field Goal Attps.: 79, VMI, 11/16/08

Field Goal Pct.: .566 (30-53)
Liberty, 11/25/08

3-Pt. FG: 16, Clemson, 2/7/08

3-Pt. FG Attempts: 39, Hartford, 12/30/07

3-Point FG Pct.: .615 (16-26)
Clemson, (2/7/08)

Free Throws: 26, Boston College, 2/4/09

FT Attempted: 31, Boston College, 2/4/09

Free Throw Pct.: .944 (17-18)
American, 12/28/06

Assists: 22, Clemson, 2/7/08

Steals: 15, VMI, 11/16/08

Blocks: 10, Radford, 11/21/08
North Carolina, 1/15/09

Most Turnovers: 25, NC State, 2/24/08

Fewest Turnovers: 6, Miami, 2/3/07

RECORD AT JPJA

2006-07 to present 49 games..... 35-14

LONGEST WIN STREAK

12 games
from 1/16/07 vs. Maryland
through 11/27/07 vs. Northwestern

LONGEST LOSING STREAK

3 games
from 1/27/08 vs. Georgia Tech
through 2/12/08 vs. North Carolina

from 1/15/09 vs. North Carolina
through 2/4/09 vs. Boston College (active)

MISCELLANEOUS

Biggest Comeback: 19 points
vs. Arizona, 11/12/06

Biggest Lead Given up in a Loss: 14 points
vs. Bradley, 3/26/08

Largest Lead: 45 points
vs. Northwestern, 11/27/07

Biggest Deficit: 38 points
vs. Clemson, 2/7/08

Largest Margin of Victory: 42 points,
vs. Northwestern, 11/27/07

Largest Margin of Defeat: 31 points,
vs. Clemson, 2/7/08

Overtime Games (Record): 3 (1-2)
Last: 82-92 loss vs. Georgia Tech, 1/27/08



2008-09 VIRGINIA BASKETBALL

GAME #19 - FEBRUARY 7, 2009

VIRGINIA 61
AT #3 NORTH CAROLINA 76

| VIRGINIA (7-12, 1-7) | | REB | | | | | | | | |
|----------------------|-----|-------|------|-------|----|----|----|---|----|--|
| Player | MP | FG | FT | (0-1) | A | TO | BS | S | TP | |
| Tat | 14 | 1-2 | 0-0 | 1-2 | 1 | 2 | 0 | 0 | 2 | |
| Sene | 16 | 0-3 | 0-0 | 0-3 | 0 | 0 | 1 | 0 | 0 | |
| Landesberg | 33 | 6-16 | 2-3 | 1-5 | 5 | 1 | 0 | 1 | 16 | |
| Jones | 37 | 7-12 | 2-2 | 0-4 | 5 | 1 | 1 | 1 | 19 | |
| Baker | 12 | 1-5 | 0-0 | 0-3 | 2 | 2 | 0 | 1 | 3 | |
| Zeglinski | 31 | 4-11 | 1-2 | 1-5 | 2 | 1 | 0 | 1 | 11 | |
| Scott | 23 | 1-4 | 0-0 | 1-2 | 1 | 0 | 0 | 1 | 2 | |
| Soroye | 13 | 1-2 | 0-0 | 2-3 | 0 | 2 | 0 | 0 | 2 | |
| Tucker | 17 | 2-8 | 0-0 | 0-2 | 1 | 2 | 0 | 2 | 6 | |
| Brandenburg | 2 | 0-0 | 0-0 | 0-0 | 0 | 1 | 1 | 2 | 0 | |
| Sherrill | 2 | 0-0 | 0-0 | 0-0 | 0 | 0 | 0 | 0 | 0 | |
| Team | | | | 2-5 | | | | | | |
| Totals | 200 | 23-63 | 5-7 | 8-34 | 17 | 12 | 3 | 9 | 61 | |
| | | .365 | .714 | | | | | | | |

| NORTH CAROLINA (21-2, 7-2) | | REB | | | | | | | | |
|----------------------------|-----|-------|-------|-------|----|----|----|---|----|--|
| Player | MP | FG | FT | (0-1) | A | TO | BS | S | TP | |
| Green | 28 | 6-14 | 2-2 | 3-6 | 2 | 1 | 1 | 2 | 17 | |
| Thompson | 29 | 2-6 | 2-2 | 3-6 | 1 | 2 | 3 | 0 | 6 | |
| Hansbrough | 33 | 4-11 | 7-9 | 2-13 | 1 | 3 | 0 | 1 | 15 | |
| Ellington | 32 | 8-15 | 0-1 | 2-6 | 6 | 1 | 0 | 0 | 20 | |
| Lawson | 31 | 4-9 | 0-0 | 0-3 | 9 | 0 | 0 | 0 | 10 | |
| Frasor | 15 | 1-4 | 0-1 | 2-3 | 3 | 1 | 0 | 0 | 2 | |
| Davis | 11 | 2-3 | 0-0 | 0-2 | 0 | 0 | 2 | 0 | 4 | |
| Drew II | 7 | 0-1 | 0-2 | 0-1 | 0 | 2 | 0 | 0 | 0 | |
| Copeland | 3 | 0-0 | 0-0 | 0-1 | 0 | 1 | 0 | 0 | 0 | |
| Watts | 3 | 0-1 | 0-0 | 0-0 | 0 | 0 | 0 | 0 | 0 | |
| Campbell | 2 | 0-0 | 0-0 | 0-1 | 0 | 0 | 0 | 0 | 0 | |
| Tanner | 2 | 0-1 | 0-0 | 0-0 | 0 | 0 | 0 | 1 | 0 | |
| Wooten | 2 | 1-1 | 0-0 | 0-0 | 0 | 1 | 0 | 0 | 2 | |
| Moody | 2 | 0-1 | 0-0 | 0-0 | 0 | 0 | 0 | 1 | 0 | |
| Team | | | | 4-4 | | | | | | |
| Totals | 200 | 28-67 | 11-17 | 16-46 | 22 | 12 | 6 | 5 | 76 | |
| | | .418 | .647 | | | | | | | |

3-Point Field Goals: (UVA)--(10-20/.500) Jones (3-5), Landesberg (2-2), Tucker (2-4), Zeglinski (2-6), Baker (1-3). (UNC)--(9-25/.360) Ellington (4-9), Green (3-7), Lawson (2-5), Watts (0-1), Tanner (0-1), Frasor (0-2).

| | | | |
|----------------|--------|----|----|
| Virginia | 25 | 36 | 61 |
| North Carolina | 33 | 43 | 76 |
| Attendance -- | 20,879 | | |

Four North Carolina players scored in double figures led by Wayne Ellington's 20 points as the Tar Heels defeated Virginia 76-61 at the Dean E. Smith Center in Chapel Hill, N.C. The loss was the seventh in a row for the Cavaliers.

North Carolina outscored Virginia 16-2 over a span of 7:22 at the end of the first half and the beginning of the second half to take control of the game. The Tar Heels led by one point (24-23) with 3:48 left in the first half before outscoring the Cavaliers 9-2 in the last 3:36 of the half to take a 33-25 halftime lead. North Carolina then scored the first seven points of the second half to lead 40-25 with 16:14 left in the game. The Tar Heels led by as many as 24 points in the second half.

Jeff Jones made his first start of the season for Virginia and led the Cavaliers with a season-high 19 points. It's also the most points Jones has scored in an Atlantic Coast Conference game. He also had a career-high five assists and four rebounds.

Sylvan Landesberg added 16 points, five rebounds and five assists for Virginia. Sammy Zeglinski scored 11 points and had five rebounds for the Cavaliers.

Virginia shot 36.5 percent (23-63) from the field, including a season-high 50 percent (10-20) from three-point range, and 71.4 percent (5-7) from the free throw line in the game.

In addition to Ellington's 20 points, Danny Green scored 17 points, Tyler Hansbrough had a double-double with 15 points and 13 rebounds, and Ty Lawson scored 10 points, had nine assists and no turnovers for North Carolina.

The Tar Heels shot 41.8 percent (28-67) from the field, including 36.0 percent (9-25) from three-point range, and 64.7 percent (11-17) from the free throw line.

"Obviously when you play a great team on their court, you have to play relatively mistake free. You can miss a couple shots, you can make a few fouls, but you're going to have to make the plays that are available to you. I'll have to look at the film, but I don't know that we did that over the course of 40 minutes to put ourselves in the position to be successful."
- Dave Leitao

GAME #20 - FEBRUARY 10, 2009

VIRGINIA 57
AT #25 FLORIDA STATE 68

| VIRGINIA (7-13, 1-8) | | REB | | | | | | | | |
|----------------------|-----|-------|------|-------|---|----|----|---|----|--|
| Player | MP | FG | FT | (0-1) | A | TO | BS | S | TP | |
| Tat | 13 | 0-2 | 0-0 | 2-3 | 0 | 2 | 0 | 0 | 0 | |
| Sene | 21 | 1-4 | 0-0 | 3-5 | 0 | 0 | 0 | 0 | 2 | |
| Baker | 22 | 3-7 | 0-0 | 1-2 | 1 | 2 | 0 | 1 | 8 | |
| Landesberg | 38 | 6-19 | 2-4 | 2-6 | 3 | 2 | 0 | 2 | 14 | |
| Jones | 31 | 3-11 | 1-1 | 2-4 | 1 | 1 | 0 | 0 | 8 | |
| Farrakhan | 3 | 0-1 | 0-0 | 0-1 | 0 | 2 | 0 | 0 | 0 | |
| Tucker | 11 | 2-6 | 0-0 | 1-1 | 0 | 1 | 0 | 0 | 6 | |
| Zeglinski | 24 | 3-9 | 0-0 | 0-2 | 3 | 1 | 0 | 1 | 7 | |
| Soroye | 13 | 2-3 | 0-1 | 1-3 | 0 | 2 | 0 | 1 | 4 | |
| Scott | 24 | 3-5 | 1-2 | 5-9 | 1 | 1 | 0 | 1 | 8 | |
| Team | | | | 4-6 | | | | | | |
| Totals | 200 | 23-67 | 4-8 | 21-42 | 9 | 14 | 0 | 6 | 57 | |
| | | .343 | .500 | | | | | | | |

| FLORIDA STATE (19-5, 6-3) | | REB | | | | | | | | |
|---------------------------|-----|-------|-------|-------|----|----|----|---|----|--|
| Player | MP | FG | FT | (0-1) | A | TO | BS | S | TP | |
| Singleton | 21 | 1-3 | 2-2 | 0-1 | 2 | 1 | 1 | 2 | 5 | |
| Echefu | 30 | 6-9 | 2-4 | 1-6 | 0 | 1 | 1 | 2 | 17 | |
| Alabi | 27 | 6-8 | 1-2 | 1-6 | 3 | 2 | 2 | 0 | 13 | |
| Kitchen | 18 | 0-5 | 1-2 | 0-3 | 2 | 0 | 0 | 0 | 1 | |
| Douglas | 36 | 6-13 | 5-7 | 0-3 | 7 | 2 | 0 | 0 | 19 | |
| Gibson | 7 | 0-1 | 0-0 | 0-3 | 0 | 0 | 0 | 0 | 0 | |
| DeMercy | 20 | 1-3 | 0-0 | 1-3 | 2 | 0 | 1 | 2 | 2 | |
| Loucks | 17 | 0-0 | 2-2 | 0-0 | 2 | 3 | 0 | 1 | 2 | |
| Dulkys | 16 | 3-5 | 0-0 | 0-0 | 0 | 2 | 1 | 1 | 9 | |
| Reid | 8 | 0-0 | 0-0 | 0-1 | 0 | 0 | 0 | 0 | 0 | |
| Team | | | | 2-4 | | | | | | |
| Totals | 200 | 23-47 | 13-19 | 5-30 | 18 | 11 | 6 | 8 | 68 | |
| | | .489 | .684 | | | | | | | |

3-Point Field Goals: (UVA)--(7-27/.259) Baker (2-2), Tucker (2-5), Scott (1-1), Jones (1-7), Zeglinski (1-7), Farrakhan (0-1), Landesberg (0-4). (FSU)--(9-21/.429) Echefu (3-5), Dulkys (3-5), Douglas (2-5), Singleton (1-3), DeMercy (0-1), Kitchen (0-2).

| | | | |
|---------------|-------|----|----|
| Virginia | 22 | 35 | 57 |
| Florida State | 20 | 48 | 68 |
| Attendance -- | 7,921 | | |

Florida State shot 70.8 percent (17-24) from the field in the second half and broke a 43-43 tie by running off nine consecutive points late in the game as the No. 25 Seminoles defeated Virginia 68-57 in Tallahassee, Fla. The decisive 9-0 run gave Florida State a 52-43 lead with 4:26 left to play. UVA got no closer than six points the rest of the game.

It was the eighth consecutive loss for the Cavaliers. Virginia led 22-20 at halftime as neither team shot well from the field in the first 20 minutes. The Cavaliers made 27.8 percent (10-36) of their first half shots and the Seminoles made 26.1 percent (6-23) of their shots.

Sylvan Landesberg was the only player to score in double figures for Virginia with 14 points. He also had six rebounds and three assists.


Calvin Baker, Jeff Jones and Mike Scott each scored eight points for the Cavaliers and Scott had a game-high nine rebounds.

Virginia shot 34.3 percent (23-67) from the field, including 25.9 percent (7-27) from three-point range, and 50 percent (4-8) from the free throw line for the game.

Toney Douglas had game-high totals of 19 points and seven assists for Florida State. He scored 15 of his points in the second half. Uche Echefu scored 17 points and had six rebounds for the Seminoles, and Solomon Alabi added 13 points, six rebounds, three assists and two blocked shots.

Florida State shot 48.9 percent (23-47) from the field, including 42.9 percent (9-21) from three-point range, and 68.4 percent (13-19) from the free throw line in the game. The Seminoles shot 66.7 percent (6-9) from three-point range in the second half.

"Obviously I'm disappointed in the outcome. We keep trying to find a way to get back on track and win basketball games. We have got to be able to look at this game on film, and overall, and continue to learn and have our guys stay the course. The difficult thing now is that we are facing some of the best teams in the country. The margin of error is razor thin."
- Dave Leitao



CALVIN BAKER

#4

Junior • Guard • 6-2 • 186 • Newport News, Va. • Woodside H.S. • William & Mary

2008-09 SEASON:

- One of Virginia's tri-captains this season
- Had eight points, four assists, three steals and two blocks against Boston College
- Had a season-high 16 points at Maryland
- Scored 11 points vs. North Carolina
- Scored 13 points, including the game-winning layup with 10.3 seconds remaining in overtime, at Georgia Tech
- Had nine points and four assists vs. Auburn
- Had 14 points and a season-high six rebounds vs. Longwood
- Had 14 points and tied a career high with four steals at Syracuse
- Had 15 points and five assists vs. Liberty
- Scored nine points vs. Radford, including five of the team's last seven points in the final 2:35
- Assisted Sylvan Landesberg's go-ahead layup with 13 seconds remaining against USF
- Had a career-high seven assists and tied a career high with four steals vs. VMI
- Had four points and four rebounds in the exhibition vs. Shepherd

SINGLE GAME BESTS (at Virginia)

POINTS

Season: 16 at Maryland (1/20/09)
 Career: 17 at Maryland (1/30/08)
 ACC: 17 at Maryland (1/30/08)

REBOUNDS

Season: 6 vs. Longwood (12/17/08)
 Career: 8 vs. Howard (11/14/07)
 ACC: 7 at Georgia Tech (3/3/08)

FG MADE

Season: 7 at Maryland (1/20/09)
 Career: 7 vs. Duke (3/5/08), at Md. (1/20/09)
 ACC: 7 vs. Duke (3/5/08), at Md. (1/20/09)

FG ATTEMPTS

Season: 12 at Georgia Tech (12/28/08)
 Career: 15 vs. Duke (3/5/08)
 ACC: 15 vs. Duke (3/5/08)

3 PT FG MADE

Season: 3 vs. Liberty (11/25/08)
 Career: 4 vs. Northwestern (11/27/07)
 ACC: 3 on three occasions

3 PT FG ATTEMPTS

Season: 6 vs. Liberty (11/25/08)
 Career: 7 vs. Syracuse (12/5/07), vs. Ga Tech (1/27/08)
 ACC: 7 vs. Georgia Tech (1/27/08)

FT MADE

Season: 5 vs. Radford (11/21/08)
 Career: 5 at Miami (3/1/08), vs. Radford (11/21/08)
 ACC: 5 at Miami (3/1/08)

FT ATTEMPTS

Season: 6 vs. Radford (11/21/08), vs. BC (2/4/09)
 Career: 6 on three occasions
 ACC: 6 at Miami (3/1/08), vs. BC (2/4/09)

ASSISTS

Season: 7 vs. VMI (11/16/08)
 Career: 7 vs. VMI (11/16/08)
 ACC: 5 at Boston College (2/17/08)

TURNOVERS

Season: 5 vs. VMI (11/16/08)
 Career: 5 vs. Duke (3/5/08), vs. VMI (11/16/08)
 ACC: 5 vs. Duke (3/5/08)

BLOCKS

Season: 2 vs. Boston College (2/4/09)
 Career: 2 vs. UNC (2/12/08), vs. BC (2/4/09)
 ACC: 2 vs. UNC (2/12/08), vs. BC (2/4/09)

STEALS

Season: 4 vs. VMI (11/16/08), at Syracuse (11/28/08)
 Career: 4 on three occasions
 ACC: 4 at Georgia Tech (3/3/08)

MINUTES

Season: 34 at Georgia Tech (12/28/08)
 Career: 34 at FSU (1/23/08), at Ga. Tech (12/28/08)
 ACC: 34 at FSU (1/23/08), at Ga. Tech (12/28/08)

2008-09 GAME-BY-GAME:

| Opponent | GP-GS | FG-FGA | 3FG-3FGA | FT-FTA | Off-Def | Total | A | TO | Blk | Stl | PF | Min | Pts |
|------------------|-------|--------|----------|--------|---------|-------|---|----|-----|-----|----|-----|-----|
| VMI | 1-1 | 2-4 | 0-1 | 0-0 | 1-4 | 5 | 7 | 5 | 0 | 4 | 1 | 21 | 4 |
| USF | 2-2 | 1-5 | 0-1 | 1-4 | 1-0 | 1 | 2 | 1 | 0 | 0 | 1 | 17 | 3 |
| Radford | 3-3 | 2-7 | 0-2 | 5-6 | 0-0 | 0 | 1 | 2 | 0 | 1 | 1 | 18 | 9 |
| Liberty | 4-4 | 5-9 | 3-6 | 2-2 | 0-3 | 3 | 5 | 3 | 0 | 1 | 5 | 25 | 15 |
| at Syracuse | 5-5 | 6-10 | 1-4 | 1-1 | 0-3 | 3 | 3 | 4 | 0 | 4 | 5 | 31 | 14 |
| at Minnesota | 6-6 | 3-11 | 0-3 | 3-4 | 0-2 | 2 | 2 | 3 | 0 | 0 | 4 | 33 | 9 |
| Longwood | 7-7 | 5-11 | 0-2 | 4-4 | 0-6 | 6 | 3 | 4 | 0 | 1 | 0 | 24 | 14 |
| Auburn | 8-8 | 2-8 | 1-3 | 4-4 | 0-4 | 4 | 4 | 1 | 0 | 1 | 0 | 30 | 9 |
| Hampton | 9-9 | 2-3 | 1-2 | 0-0 | 0-3 | 3 | 3 | 2 | 0 | 0 | 1 | 22 | 5 |
| at Georgia Tech | 10-10 | 6-12 | 1-4 | 0-0 | 0-5 | 5 | 0 | 4 | 0 | 1 | 4 | 34 | 13 |
| Xavier | 11-11 | 0-6 | 0-2 | 0-0 | 0-1 | 1 | 0 | 1 | 0 | 0 | 1 | 22 | 0 |
| Brown | 12-11 | 0-4 | 0-3 | 0-0 | 0-2 | 2 | 3 | 1 | 1 | 2 | 0 | 18 | 0 |
| at Va. Tech | 13-11 | 1-1 | 1-1 | 0-0 | 0-1 | 1 | 2 | 1 | 1 | 0 | 1 | 18 | 3 |
| N. Carolina | 14-11 | 3-6 | 1-3 | 4-4 | 0-1 | 1 | 2 | 0 | 0 | 2 | 0 | 15 | 11 |
| at Maryland | 15-11 | 7-10 | 2-4 | 0-0 | 0-0 | 0 | 3 | 3 | 0 | 0 | 1 | 22 | 16 |
| Florida State | 16-12 | 2-8 | 0-1 | 2-2 | 2-2 | 4 | 3 | 1 | 1 | 1 | 1 | 29 | 6 |
| at Duke | 17-12 | 1-2 | 1-2 | 0-0 | 1-1 | 2 | 1 | 2 | 0 | 0 | 1 | 15 | 3 |
| Boston College | 18-12 | 2-11 | 0-3 | 4-6 | 0-0 | 0 | 4 | 0 | 2 | 3 | 4 | 28 | 8 |
| at N. Carolina | 19-13 | 1-5 | 1-3 | 0-0 | 0-3 | 3 | 2 | 2 | 0 | 1 | 2 | 12 | 3 |
| at Florida State | 20-14 | 3-7 | 2-2 | 0-0 | 1-1 | 2 | 1 | 2 | 0 | 1 | 3 | 22 | 8 |

CAREER STATISTICS (at Virginia)

| Year | G-GS | Min-Avg. | FG-FGA | Pct. | 3FG-3FGA | Pct. | FT-FTA | Pct. | Off-Def. | Reb-Avg. | PF-DQ | Ast | TO | Blk | Stl | Pts-Avg |
|---------------|---------------------------------|------------------|----------------|-------------|---------------|-------------|--------------|-------------|---------------|----------------|-------------|------------|-----------|-----------|-----------|----------------|
| 2006-07 | Did not play after transferring | | | | | | | | | | | | | | | |
| ACC | | | | | | | | | | | | | | | | |
| 2007-08 | 33-8 | 835-25.3 | 103-247 | .417 | 41-110 | .373 | 37-55 | .673 | 19-67 | 86-2.6 | 62-0 | 79 | 57 | 5 | 29 | 284-8.6 |
| ACC | 16-8 | 448-28.0 | 55-133 | .414 | 20-53 | .377 | 24-32 | .750 | 9-37 | 46-2.9 | 30-0 | 34 | 29 | 4 | 19 | 154-9.6 |
| 2008-09 | 20-14 | 456-22.8 | 54-140 | .386 | 15-52 | .288 | 30-37 | .811 | 6-42 | 48-2.4 | 36-2 | 51 | 42 | 5 | 23 | 153-7.7 |
| ACC | 9-4 | 195-21.7 | 26-62 | .419 | 9-23 | .391 | 10-12 | .833 | 4-14 | 18-2.0 | 17-0 | 18 | 15 | 4 | 9 | 71-7.9 |
| CAREER | 53-22 | 1291-24.4 | 157-387 | .406 | 56-162 | .346 | 67-92 | .728 | 25-109 | 134-2.5 | 98-2 | 130 | 99 | 10 | 52 | 437-8.2 |
| ACC | 25-12 | 643-25.7 | 81-195 | .415 | 29-76 | .382 | 34-44 | .773 | 13-51 | 64-2.6 | 47-0 | 52 | 44 | 8 | 28 | 225-9.0 |



JOHN BRANDENBURG #25

Freshman • Center • 6-11 • 241 • Des Peres, Mo. • De Smet Jesuit H.S.

2008-09 SEASON:

- Had a block and two steals at North Carolina
- Had two points and one rebound vs. Brown
- Had two points and two rebounds vs. Hampton
- Had two points and one rebound vs. Longwood
- Made collegiate debut vs. Radford and had one rebound and one block
- Had two points and four rebounds in six minutes of action in the exhibition vs. Shepherd

SINGLE GAME BESTS

POINTS

Season: 2 on three occasions
 Career: 2 on three occasions
 ACC: --

REBOUNDS

Season: 2 vs. Hampton (12/23/08)
 Career: 2 vs. Hampton (12/23/08)
 ACC: --

FG MADE

Season: 1 on three occasions
 Career: 1 on three occasions
 ACC: --

FG ATTEMPTS

Season: 2 vs. Hampton (12/23/08), vs. Brown (1/6/09)
 Career: 2 vs. Hampton (12/23/08), vs. Brown (1/6/09)
 ACC: --

3 PT FG MADE

Season: --
 Career: --
 ACC: --

3 PT FG ATTEMPTS

Season: --
 Career: --
 ACC: --

FT MADE

Season: --
 Career: --
 ACC: --

FT ATTEMPTS

Season: --
 Career: --
 ACC: --

ASSISTS

Season: --
 Career: --
 ACC: --

TURNOVERS

Season: 1 at North Carolina (2/7/09)
 Career: 1 at North Carolina (2/7/09)
 ACC: 1 at North Carolina (2/7/09)

BLOCKS

Season: 1 vs. Radford (11/21/08), at UNC (2/7/09)
 Career: 1 vs. Radford (11/21/08), at UNC (2/7/09)
 ACC: 1 at North Carolina (2/7/09)

STEALS

Season: 2 at North Carolina (2/7/09)
 Career: 2 at North Carolina (2/7/09)
 ACC: 2 at North Carolina (2/7/09)

MINUTES


Season: 5 vs. Radford (11/21/08)
 Career: 5 vs. Radford (11/21/08)
 ACC: 2 at North Carolina (2/7/09)

2008-09 GAME-BY-GAME:

| Opponent | GP-GS | FG-FGA | 3FG-3FGA | FT-FTA | Off-Def | Total | A | TO | Blk | Stl | PF | Min | Pts |
|------------------|-------|--------|----------|--------|---------|-------|---|----|-----|-----|----|-----|-----|
| VMI | DNP | | | | | | | | | | | | |
| USF | DNP | | | | | | | | | | | | |
| Radford | 1-0 | 0-0 | 0-0 | 0-0 | 0-1 | 1 | 0 | 0 | 1 | 0 | 3 | 5 | 0 |
| Liberty | DNP | | | | | | | | | | | | |
| at Syracuse | DNP | | | | | | | | | | | | |
| at Minnesota | DNP | | | | | | | | | | | | |
| Longwood | 2-0 | 1-1 | 0-0 | 0-0 | 0-1 | 1 | 0 | 0 | 0 | 0 | 0 | 3 | 2 |
| Auburn | DNP | | | | | | | | | | | | |
| Hampton | 3-0 | 1-2 | 0-0 | 0-0 | 1-1 | 2 | 0 | 0 | 0 | 0 | 0 | 2 | 2 |
| at Georgia Tech | DNP | | | | | | | | | | | | |
| Xavier | DNP | | | | | | | | | | | | |
| Brown | 4-0 | 1-2 | 0-0 | 0-0 | 0-1 | 1 | 0 | 0 | 0 | 0 | 0 | 4 | 2 |
| at Va. Tech | DNP | | | | | | | | | | | | |
| N. Carolina | 5-0 | 0-0 | 0-0 | 0-0 | 0-0 | 0 | 0 | 0 | 0 | 0 | 0 | 1 | 0 |
| at Maryland | 6-0 | 0-0 | 0-0 | 0-0 | 0-0 | 0 | 0 | 0 | 0 | 0 | 0 | 1 | 0 |
| Florida State | DNP | | | | | | | | | | | | |
| at Duke | DNP | | | | | | | | | | | | |
| Boston College | DNP | | | | | | | | | | | | |
| at N. Carolina | 7-0 | 0-0 | 0-0 | 0-0 | 0-0 | 0 | 0 | 1 | 1 | 2 | 0 | 2 | 0 |
| at Florida State | DNP | | | | | | | | | | | | |

CAREER STATISTICS

| Year | G-GS | Min-Avg. | FG-FGA | Pct. | 3FG-3FGA | Pct. | FT-FTA | Pct. | Off-Def. | Reb-Avg. | PF-DQ | Ast | TO | Blk | Stl | Pts-Avg |
|---------------|------------|---------------|------------|-------------|------------|-------------|------------|-------------|------------|--------------|------------|----------|----------|----------|----------|--------------|
| 2008-09 | 7-0 | 18-2.6 | 3-5 | .600 | 0-0 | .000 | 0-0 | .000 | 1-4 | 5-0.7 | 3-0 | 0 | 1 | 2 | 2 | 6-0.9 |
| ACC | 3-0 | 4-1.3 | 0-0 | .000 | 0-0 | .000 | 0-0 | .000 | 0-0 | 0-0.0 | 0-0 | 0 | 1 | 1 | 2 | 0-0.0 |
| CAREER | 7-0 | 18-2.6 | 3-5 | .600 | 0-0 | .000 | 0-0 | .000 | 1-4 | 5-0.7 | 3-0 | 0 | 1 | 2 | 2 | 6-0.9 |
| ACC | 3-0 | 4-1.3 | 0-0 | .000 | 0-0 | .000 | 0-0 | .000 | 0-0 | 0-0.0 | 0-0 | 0 | 1 | 1 | 2 | 0-0.0 |



MAMADI DIANE

#24

Senior • Guard/Forward • 6-5 • 204 • Potomac, Md. • DeMatha Catholic H.S.

2008-09 SEASON:

- One of Virginia's tri-captains this season
- Played in the 100th game of his Virginia career at Syracuse
- Had nine points (4-5 FG) at Maryland
- Scored seven points vs. Brown
- Had seven points vs. Xavier
- Scored 13 points vs. USF
- Had 14 points and seven rebounds vs. VMI
- Scored 14 points in the exhibition vs. Shepherd

SINGLE GAME BESTS

POINTS

Season: 14 vs. VMI (11/16/08)
 Career: 26 vs. Maryland (1/16/07)
 ACC: 26 vs. Maryland (1/16/07)

REBOUNDS

Season: 7 vs. VMI (11/16/08)
 Career: 11 vs. Hampton (12/16/06)
 ACC: 10 vs. Wake Forest (2/4/06)

FG MADE

Season: 6 vs. VMI (11/16/08), vs. USF (11/19/08)
 Career: 9 vs. Maryland (1/16/07)
 ACC: 9 vs. Maryland (1/16/07)

FG ATTEMPTS

Season: 15 vs. VMI (11/16/08)
 Career: 17 vs. Georgia Tech (1/27/08)
 ACC: 17 vs. Georgia Tech (1/27/08)

3 PT FG MADE

Season: 1 vs. Xavier (1/3/09), vs. Brown (1/6/09)
 Career: 6 vs. Northwestern (11/27/07)
 ACC: 5 at Florida State (1/23/08)

3 PT FG ATTEMPTS

Season: 4 vs. VMI (11/16/08), vs. USF (11/19/08)
 Career: 10 vs. Boston College (1/19/08)
 ACC: 10 vs. Boston College (1/19/08)

FT MADE

Season: 2 vs. VMI (11/16/08), vs. Hampton (12/23/08)
 Career: 7 vs. Loyola (12/23/05), vs. UMES (11/26/06)
 ACC: 6 vs. Maryland (1/16/07)

FT ATTEMPTS

Season: 3 vs. VMI (11/16/08)
 Career: 8 vs. Loyola (12/23/05)
 ACC: 7 vs. Md (1/16/07), at VT (2/2/08)

ASSISTS

Season: 2 vs. Lib. (11/25/08), at Md (1/20/09)
 Career: 4 vs. Loyola (12/23/05), at Md (1/30/08)
 ACC: 4 at Maryland (1/30/08)

TURNOVERS

Season: 3 at Duke (2/1/09)
 Career: 5 vs. Morgan St. (11/19/06), at GT (3/3/08)
 ACC: 5 at Georgia Tech (3/3/08)

BLOCKS

Season: 2 at Duke (2/1/09)
 Career: 3 vs. Liberty (11/18/05), at Arizona (11/17/07)
 ACC: 2 on 5 occasions

STEALS

Season: 2 vs. Auburn (12/20/08), vs. Fla. State (1/24/09)
 Career: 4 vs. Maryland (1/16/07)
 ACC: 4 vs. Maryland (1/16/07)

MINUTES


Season: 30 vs. USF (11/19/08)
 Career: 42 vs. Georgia Tech (1/27/08)
 ACC: 42 vs. Georgia Tech (1/27/08)

2008-09 GAME-BY-GAME:

| Opponent | GP-GS | FG-FGA | 3FG-3FGA | FT-FTA | Off-Def | Total | A | TO | Blk | Stl | PF | Min | Pts |
|------------------|-------|--------|----------|--------|---------|-------|---|----|-----|-----|----|-----|-----|
| VMI | 1-1 | 6-15 | 0-4 | 2-3 | 5-2 | 7 | 1 | 0 | 1 | 1 | 3 | 27 | 14 |
| USF | 2-2 | 6-14 | 0-4 | 1-2 | 1-2 | 3 | 1 | 2 | 0 | 0 | 3 | 30 | 13 |
| Radford | 3-3 | 1-9 | 0-2 | 1-2 | 3-2 | 5 | 1 | 0 | 0 | 0 | 24 | 3 | |
| Liberty | 4-4 | 0-6 | 0-3 | 0-0 | 0-2 | 2 | 2 | 1 | 1 | 0 | 3 | 27 | 0 |
| at Syracuse | 5-4 | 0-3 | 0-1 | 0-1 | 1-1 | 2 | 0 | 1 | 0 | 1 | 2 | 16 | 0 |
| at Minnesota | 6-4 | 2-4 | 0-0 | 0-0 | 0-1 | 1 | 1 | 2 | 1 | 0 | 1 | 15 | 4 |
| Longwood | 7-4 | 1-7 | 0-3 | 1-2 | 0-1 | 1 | 0 | 0 | 1 | 0 | 0 | 19 | 3 |
| Auburn | 8-4 | 0-0 | 0-0 | 0-0 | 0-0 | 0 | 0 | 1 | 0 | 2 | 2 | 20 | 0 |
| Hampton | 9-4 | 1-4 | 0-2 | 2-2 | 2-1 | 3 | 0 | 1 | 0 | 0 | 0 | 11 | 4 |
| at Georgia Tech | 10-4 | 0-3 | 0-2 | 0-0 | 0-1 | 1 | 1 | 1 | 0 | 0 | 1 | 6 | 0 |
| Xavier | 11-4 | 3-4 | 1-1 | 0-0 | 1-1 | 2 | 0 | 1 | 0 | 1 | 3 | 10 | 7 |
| Brown | 12-5 | 3-8 | 1-3 | 0-0 | 1-0 | 1 | 1 | 2 | 0 | 1 | 1 | 19 | 7 |
| at Va. Tech | 13-6 | 2-5 | 0-2 | 0-0 | 0-2 | 2 | 0 | 1 | 1 | 1 | 1 | 25 | 4 |
| N. Carolina | 14-7 | 2-10 | 0-2 | 0-0 | 3-2 | 5 | 0 | 0 | 0 | 0 | 2 | 11 | 4 |
| at Maryland | 15-8 | 4-5 | 0-1 | 1-2 | 1-0 | 1 | 2 | 2 | 1 | 1 | 3 | 17 | 9 |
| Florida State | 16-8 | 1-2 | 0-1 | 1-2 | 0-1 | 1 | 1 | 1 | 0 | 2 | 0 | 18 | 3 |
| at Duke | 17-9 | 0-1 | 0-0 | 0-0 | 0-2 | 2 | 0 | 3 | 2 | 0 | 2 | 14 | 0 |
| Boston College | 18-10 | 0-1 | 0-0 | 0-0 | 0-0 | 0 | 0 | 1 | 0 | 0 | 1 | 4 | 0 |
| at N. Carolina | DNP | | | | | | | | | | | | |
| at Florida State | DNP | | | | | | | | | | | | |

CAREER STATISTICS

| Year | G-GS | Min-Avg. | FG-FGA | Pct. | 3FG-3FGA | Pct. | FT-FTA | Pct. | Off-Def. | Reb-Avg. | PF-DQ | Ast | TO | Blk | Stl | Pts-Avg |
|---------------|---------------|------------------|----------------|-------------|----------------|-------------|----------------|-------------|----------------|----------------|--------------|------------|------------|-----------|-----------|----------------|
| 2005-06 | 30-11 | 668-22.3 | 65-193 | .337 | 16-66 | .242 | 35-43 | .814 | 33-79 | 112-3.7 | 42-0 | 32 | 36 | 11 | 22 | 181-6.0 |
| ACC | 16-1 | 321-20.1 | 31-94 | .330 | 7-36 | .194 | 12-15 | .800 | 20-39 | 59-3.7 | 22-0 | 17 | 17 | 3 | 10 | 81-5.1 |
| 2006-07 | 32-32 | 883-27.6 | 111-251 | .442 | 42-120 | .350 | 43-57 | .754 | 34-78 | 112-3.5 | 61-3 | 38 | 42 | 13 | 26 | 307-9.6 |
| ACC | 16-16 | 446-27.9 | 49-132 | .371 | 18-64 | .281 | 18-27 | .667 | 17-37 | 54-3.4 | 32-2 | 18 | 21 | 8 | 15 | 134-8.4 |
| 2007-08 | 33-22 | 950-28.8 | 131-303 | .432 | 60-145 | .414 | 67-99 | .677 | 55-91 | 146-4.4 | 72-0 | 37 | 59 | 22 | 20 | 389-11.8 |
| ACC | 16-8 | 482-30.1 | 60-160 | .375 | 24-70 | .343 | 40-60 | .667 | 35-41 | 76-4.8 | 36-0 | 15 | 28 | 7 | 8 | 184-11.5 |
| 2008-09 | 18-10 | 313-17.4 | 32-101 | .317 | 2-31 | .065 | 9-16 | .563 | 18-21 | 39-2.2 | 28-0 | 11 | 20 | 8 | 10 | 75-4.2 |
| ACC | 7-5 | 95-13.6 | 9-27 | .333 | 0-8 | .000 | 2-4 | .500 | 4-8 | 12-1.7 | 10-0 | 4 | 9 | 4 | 4 | 20-2.9 |
| CAREER | 113-75 | 2814-24.9 | 339-848 | .400 | 120-362 | .331 | 154-215 | .716 | 140-269 | 409-3.6 | 203-3 | 118 | 157 | 54 | 78 | 952-8.4 |
| ACC | 55-30 | 1344-24.4 | 149-413 | .361 | 49-178 | .275 | 72-106 | .679 | 76-125 | 201-3.7 | 100-2 | 54 | 75 | 22 | 37 | 419-7.6 |



MUSTAPHA FARRAKHAN

#2

Sophomore • Guard • 6-4 • 179 • Harvey, Ill. • Thornton Township H.S.

2008-09 SEASON:

- Made first 18 free throws of the season, second longest streak to open a season in school history (Jeff Lamp made 32 consecutive free throws to open the 1980-81 season)
- Had 10 points, a career-high four assists and his first two career blocks vs. North Carolina
- Scored a career-high 17 points on 5-7 FG (4-5 3FG) in 12 minutes at Virginia Tech
- Scored nine points vs. Brown
- Had five points vs. Xavier
- Scored 12 points at Georgia Tech
- Scored 10 points vs. Hampton
- Had five points vs. Longwood
- Had four points, two assists and two steals at Minnesota
- Had two points at Syracuse
- Scored five points vs. Liberty
- Made first career start vs. VMI and had two points
- Had nine points and five assists in the exhibition vs. Shepherd

2008-09 GAME-BY-GAME:

| Opponent | GP-GS | FG-FGA | 3FG-3FGA | FT-FTA | Off-Def | Total | A | TO | Blk | Stl | PF | Min | Pts |
|------------------|-------|--------|----------|--------|---------|-------|---|----|-----|-----|----|-----|-----|
| VMI | 1-1 | 1-5 | 0-1 | 0-0 | 0-0 | 0 | 0 | 2 | 0 | 0 | 0 | 11 | 2 |
| USF | 2-2 | 0-0 | 0-0 | 0-0 | 0-0 | 0 | 0 | 0 | 0 | 0 | 1 | 5 | 0 |
| Radford | 3-2 | 0-2 | 0-0 | 0-0 | 0-1 | 1 | 0 | 1 | 0 | 0 | 0 | 4 | 0 |
| Liberty | 4-2 | 1-3 | 1-3 | 2-2 | 0-0 | 0 | 1 | 2 | 0 | 0 | 3 | 8 | 5 |
| at Syracuse | 5-2 | 1-3 | 0-0 | 0-0 | 0-0 | 0 | 0 | 0 | 0 | 0 | 1 | 3 | 2 |
| at Minnesota | 6-2 | 1-4 | 0-2 | 2-2 | 1-1 | 2 | 2 | 1 | 0 | 2 | 3 | 12 | 4 |
| Longwood | 7-2 | 2-2 | 1-1 | 0-0 | 0-0 | 0 | 0 | 0 | 0 | 0 | 0 | 4 | 5 |
| Auburn | DNP | | | | | | | | | | | | |
| Hampton | 8-2 | 3-5 | 2-3 | 2-2 | 1-0 | 1 | 2 | 0 | 0 | 0 | 1 | 14 | 10 |
| at Georgia Tech | 9-2 | 3-5 | 2-3 | 4-4 | 1-0 | 1 | 1 | 0 | 0 | 0 | 4 | 16 | 12 |
| Xavier | 10-2 | 1-5 | 1-3 | 2-2 | 0-1 | 1 | 0 | 2 | 0 | 0 | 1 | 14 | 5 |
| Brown | 11-2 | 4-7 | 0-0 | 1-1 | 0-1 | 1 | 1 | 0 | 0 | 0 | 1 | 15 | 9 |
| at Va. Tech | 12-2 | 5-7 | 4-5 | 3-3 | 0-0 | 0 | 0 | 1 | 0 | 0 | 5 | 12 | 17 |
| N. Carolina | 13-2 | 4-15 | 2-7 | 0-0 | 0-1 | 1 | 4 | 1 | 2 | 1 | 1 | 27 | 10 |
| at Maryland | 14-2 | 1-7 | 0-4 | 0-0 | 0-1 | 1 | 1 | 1 | 0 | 0 | 2 | 23 | 2 |
| Florida State | 15-2 | 0-5 | 0-2 | 0-0 | 0-1 | 1 | 0 | 1 | 0 | 0 | 0 | 14 | 0 |
| at Duke | 16-2 | 0-3 | 0-1 | 2-2 | 1-0 | 1 | 1 | 2 | 0 | 0 | 0 | 8 | 2 |
| Boston College | 17-2 | 0-2 | 0-1 | 0-0 | 0-0 | 0 | 0 | 1 | 0 | 0 | 2 | 4 | 0 |
| at N. Carolina | DNP | | | | | | | | | | | | |
| at Florida State | 18-2 | 0-1 | 0-1 | 0-0 | 0-1 | 1 | 0 | 2 | 0 | 0 | 1 | 3 | 0 |

SINGLE GAME BESTS

POINTS

Season: 17 at Virginia Tech (1/10/09)
 Career: 17 at Virginia Tech (1/10/09)
 ACC: 17 at Virginia Tech (1/10/09)

REBOUNDS

Season: 2 at Minnesota (12/2/08)
 Career: 4 at Maryland (1/30/08)
 ACC: 4 at Maryland (1/30/08)

FG MADE

Season: 5 at Virginia Tech (1/10/09)
 Career: 5 at Virginia Tech (1/10/09)
 ACC: 5 at Virginia Tech (1/10/09)

FG ATTEMPTS

Season: 15 vs. North Carolina (1/15/09)
 Career: 15 vs. North Carolina (1/15/09)
 ACC: 15 vs. North Carolina (1/15/09)

3 PT FG MADE

Season: 4 at Virginia Tech (1/10/09)
 Career: 4 at Virginia Tech (1/10/09)
 ACC: 4 at Virginia Tech (1/10/09)

3 PT FG ATTEMPTS

Season: 7 vs. North Carolina (1/15/09)
 Career: 7 vs. North Carolina (1/15/09)
 ACC: 7 vs. North Carolina (1/15/09)

FT MADE

Season: 4 at Georgia Tech (12/28/08)
 Career: 4 at Georgia Tech (12/28/08)
 ACC: 4 at Georgia Tech (12/28/08)

FT ATTEMPTS

Season: 4 at Georgia Tech (12/28/08)
 Career: 4 at Georgia Tech (12/28/08)
 ACC: 4 at Georgia Tech (12/28/08)

ASSISTS

Season: 4 vs. North Carolina (1/15/09)
 Career: 4 vs. North Carolina (1/15/09)
 ACC: 4 vs. North Carolina (1/15/09)

TURNOVERS

Season: 2 on five occasions
 Career: 3 at Penn (11/23/07)
 ACC: 2 on three occasions

BLOCKS

Season: 2 vs. North Carolina (1/15/09)
 Career: 2 vs. North Carolina (1/15/09)
 ACC: 2 vs. North Carolina (1/15/09)

STEALS


Season: 2 at Minnesota (12/2/08)
 Career: 2 at Minnesota (12/2/08)
 ACC: 1 vs. North Carolina (1/15/09)

MINUTES

Season: 27 vs. North Carolina (1/15/09)
 Career: 27 vs. North Carolina (1/15/09)
 ACC: 27 vs. North Carolina (1/15/09)

CAREER STATISTICS

| Year | G-GS | Min-Avg. | FG-FGA | Pct. | 3FG-3FGA | Pct. | FT-FTA | Pct. | Off-Def. | Reb-Avg. | PF-DQ | Ast | TO | Blk | Stl | Pts-Avg |
|---------------|-------------|----------------|---------------|-------------|--------------|-------------|--------------|-------------|-------------|---------------|-------------|-----------|-----------|----------|----------|----------------|
| 2007-08 | 19-0 | 115-6.1 | 7-38 | .184 | 2-16 | .125 | 1-5 | .200 | 4-11 | 15-0.8 | 9-0 | 5 | 12 | 0 | 2 | 17-0.9 |
| ACC | 6-0 | 43-7.2 | 1-13 | .077 | 1-7 | .143 | 1-3 | .333 | 2-4 | 6-1.0 | 3-0 | 1 | 3 | 0 | 0 | 4-0.7 |
| 2008-09 | 18-2 | 197-10.9 | 27-81 | .333 | 13-37 | .351 | 18-18 | 1.000 | 4-8 | 12-0.7 | 26-1 | 13 | 17 | 2 | 3 | 85-4.7 |
| ACC | 8-0 | 107-13.4 | 13-45 | .289 | 8-24 | .333 | 9-9 | 1.000 | 2-4 | 6-0.8 | 15-1 | 7 | 9 | 2 | 1 | 43-5.4 |
| CAREER | 37-2 | 312-8.4 | 34-119 | .286 | 15-53 | .283 | 19-23 | .826 | 8-19 | 27-0.7 | 35-1 | 18 | 29 | 2 | 5 | 102-2.8 |
| ACC | 14-0 | 150-10.7 | 14-58 | .241 | 9-31 | .290 | 10-12 | .833 | 4-8 | 12-0.9 | 18-1 | 8 | 12 | 2 | 1 | 47-3.4 |



JEFF JONES

#23

Sophomore • Guard • 6-4 • 200 • Chester, Pa. • Monsignor Bonner H.S.

2008-09 SEASON:

- Scored eight points and had four rebounds at Florida State
- Scored a season-high and ACC career-high 19 points with totaling a career-high five assists at North Carolina in first start of the season
- Had 10 points vs. Boston College
- Scored eight points vs. Florida State at JPJA
- Had six points and four rebounds vs. North Carolina at JPJA
- Scored five points vs. Auburn
- Had seven points and three rebounds vs. Longwood
- Had three points at Syracuse
- Scored 10 points vs. Liberty
- Had six points vs. Radford
- Scored three points vs. USF
- Had eight points and three rebounds vs. VMI
- Had 18 points and five rebounds in the exhibition vs. Shepherd

SINGLE GAME BESTS

POINTS

Season: 19 at North Carolina (2/7/09)
 Career: 26 vs. Bradley (3/26/08)
 ACC: 19 at North Carolina (2/7/09)

REBOUNDS

Season: 5 at Duke (2/1/09), vs. BC (2/4/09)
 Career: 6 vs. Vermont (11/11/07)
 ACC: 5 at Duke (2/1/09), vs. BC (2/4/09)

FG MADE

Season: 7 at North Carolina (2/7/09)
 Career: 9 vs. Bradley (3/26/08)
 ACC: 7 at North Carolina (2/7/09)

FG ATTEMPTS

Season: 12 vs. Liberty (11/25/08), at UNC (2/7/09)
 Career: 14 vs. Bradley (3/26/08)
 ACC: 12 at North Carolina (2/7/09)

3 PT FG MADE

Season: 3 at North Carolina (2/7/09)
 Career: 6 vs. Bradley (3/26/08)
 ACC: 3 at North Carolina (2/7/09)

3 PT FG ATTEMPTS

Season: 8 vs. Liberty (11/25/08)
 Career: 8 vs. Bradley (3/26/08), vs. Liberty (11/25/08)
 ACC: 7 at Florida State (2/10/09)

FT MADE

Season: 5 vs. Boston College (2/4/09)
 Career: 5 vs. Boston College (2/4/09)
 ACC: 5 vs. Boston College (2/4/09)

FT ATTEMPTS

Season: 6 vs. Boston College (2/4/09)
 Career: 6 vs. Boston College (2/4/09)
 ACC: 6 vs. Boston College (2/4/09)

ASSISTS

Season: 5 at North Carolina (2/7/09)
 Career: 5 at North Carolina (2/7/09)
 ACC: 5 at North Carolina (2/7/09)

TURNOVERS

Season: 2 at Duke (2/1/09)
 Career: 4 vs. Longwood (12/7/07)
 ACC: 3 at Duke (1/13/08)

BLOCKS

Season: 1 vs. VMI (11/16/08), at UNC (2/7/09)
 Career: 1 on six occasions
 ACC: 1 at BC (2/17/08), at UNC (2/7/09)

STEALS

Season: 3 vs. Boston College (2/4/09)
 Career: 3 vs. Howard (11/14/07), vs. BC (2/4/09)
 ACC: 3 vs. Boston College (2/4/09)

MINUTES


Season: 37 at North Carolina (2/7/09)
 Career: 37 at North Carolina (2/7/09)
 ACC: 37 at North Carolina (2/7/09)

2008-09 GAME-BY-GAME:

| Opponent | GP-GS | FG-FGA | 3FG-3FGA | FT-FTA | Off-Def | Total | A | TO | Blk | Stl | PF | Min | Pts |
|------------------|-------|--------|----------|--------|---------|-------|---|----|-----|-----|----|-----|-----|
| VMI | 1-0 | 3-8 | 2-5 | 0-0 | 0-3 | 3 | 2 | 1 | 1 | 1 | 0 | 27 | 8 |
| USF | 2-0 | 1-8 | 1-5 | 0-0 | 0-0 | 0 | 1 | 0 | 0 | 0 | 2 | 15 | 3 |
| Radford | 3-0 | 1-3 | 0-1 | 4-4 | 0-2 | 2 | 0 | 1 | 0 | 0 | 2 | 13 | 6 |
| Liberty | 4-0 | 4-12 | 2-8 | 0-0 | 0-1 | 1 | 3 | 0 | 0 | 2 | 3 | 29 | 10 |
| at Syracuse | 5-0 | 1-5 | 1-3 | 0-0 | 0-2 | 2 | 1 | 0 | 0 | 0 | 0 | 13 | 3 |
| at Minnesota | DNP | | | | | | | | | | | | |
| Longwood | 6-0 | 3-4 | 1-1 | 0-0 | 2-1 | 3 | 0 | 1 | 0 | 0 | 1 | 21 | 7 |
| Auburn | 7-0 | 2-7 | 1-3 | 0-0 | 0-1 | 1 | 1 | 0 | 0 | 1 | 0 | 20 | 5 |
| Hampton | 8-0 | 1-9 | 0-6 | 0-0 | 0-1 | 1 | 1 | 1 | 0 | 0 | 0 | 14 | 2 |
| at Georgia Tech | 9-0 | 0-0 | 0-0 | 0-0 | 0-0 | 0 | 0 | 0 | 0 | 0 | 0 | 2 | 0 |
| Xavier | 10-0 | 0-2 | 0-1 | 1-2 | 0-0 | 0 | 0 | 1 | 0 | 0 | 1 | 11 | 1 |
| Brown | 11-0 | 1-1 | 1-1 | 0-0 | 0-3 | 3 | 0 | 0 | 0 | 0 | 1 | 9 | 3 |
| at Va. Tech | DNP | | | | | | | | | | | | |
| N. Carolina | 12-0 | 3-5 | 0-2 | 0-0 | 0-4 | 4 | 0 | 0 | 0 | 0 | 0 | 11 | 6 |
| at Maryland | 13-0 | 0-0 | 0-0 | 0-0 | 0-0 | 0 | 0 | 0 | 0 | 0 | 0 | 0+ | 0 |
| Florida State | 14-0 | 3-7 | 2-4 | 0-0 | 0-1 | 1 | 0 | 0 | 0 | 0 | 0 | 14 | 8 |
| at Duke | 15-0 | 1-7 | 1-5 | 0-0 | 0-5 | 5 | 2 | 2 | 0 | 0 | 2 | 21 | 3 |
| Boston College | 16-0 | 2-11 | 1-4 | 5-6 | 1-4 | 5 | 0 | 0 | 0 | 3 | 3 | 28 | 10 |
| at N. Carolina | 17-1 | 7-12 | 3-5 | 2-2 | 0-4 | 4 | 5 | 1 | 1 | 1 | 2 | 37 | 19 |
| at Florida State | 18-2 | 3-11 | 1-7 | 1-1 | 2-2 | 4 | 1 | 1 | 0 | 0 | 4 | 31 | 8 |

CAREER STATISTICS

| Year | G-GS | Min-Avg. | FG-FGA | Pct. | 3FG-3FGA | Pct. | FT-FTA | Pct. | Off-Def. | Reb-Avg. | PF-DQ | Ast | TO | Blk | Stl | Pts-Avg |
|---------------|--------------|-----------------|---------------|-------------|---------------|-------------|--------------|-------------|--------------|---------------|-------------|-----------|-----------|----------|-----------|----------------|
| 2007-08 | 33-25 | 494-15.0 | 55-151 | .364 | 16-51 | .314 | 33-47 | .702 | 15-45 | 60-1.8 | 46-0 | 17 | 41 | 4 | 10 | 159-4.8 |
| ACC | 16-8 | 193-12.1 | 12-51 | .235 | 2-14 | .143 | 10-14 | .714 | 6-14 | 20-1.3 | 20-0 | 8 | 16 | 1 | 5 | 36-2.3 |
| 2008-09 | 18-2 | 316-17.6 | 36-112 | .321 | 17-61 | .279 | 13-15 | .867 | 5-34 | 39-2.2 | 21-0 | 17 | 9 | 2 | 8 | 102-5.7 |
| ACC | 8-2 | 144-18.0 | 19-53 | .358 | 8-27 | .296 | 8-9 | .889 | 3-20 | 23-2.9 | 11-0 | 8 | 4 | 1 | 4 | 54-6.8 |
| CAREER | 51-27 | 810-15.9 | 91-263 | .346 | 33-112 | .295 | 46-62 | .742 | 20-79 | 99-1.9 | 67-0 | 34 | 50 | 6 | 18 | 261-5.1 |
| ACC | 24-10 | 337-14.0 | 31-104 | .298 | 10-41 | .244 | 18-23 | .783 | 9-34 | 43-1.8 | 31-0 | 16 | 20 | 2 | 9 | 90-3.8 |



SYLVEN LANDESBERG

#15

Freshman • Guard • 6-6 • 205 • Flushing, N.Y. • Holy Cross H.S.

2008-09 SEASON:

- 2nd Team CollegeHoops.net Mid-Season All-Freshman
- Finished second in the Preseason ACC Rookie of the Year voting
- Five-time ACC Rookie of the Week (Nov. 17, Nov. 24, Dec. 22, Dec. 30 and Jan. 12)
- Has led the team in scoring in 13 of the first 20 games
- Has scored in double figures in 16 of 20 games this season
- His 11 20-point games are a UVa freshman record (Ralph Sampson had nine in 1979-80)
- Scored 32 points vs. Boston College, the first 30-point game by a UVa freshman since 1998-99
- Had 24 points and tied an ACC freshman record for FTs (14-14) vs. Florida State at JPJA
- Had a game-high 25 points, seven rebounds and four assists vs. Xavier
- Had a game-high 26 points, six rebounds and five assists at Georgia Tech in his ACC debut
- Had a game-high 22 points and six rebounds vs. Auburn
- Had 22 points, including 18 in second half, vs. Radford and made two free throws to put Virginia ahead for good with 29 seconds to play
- Scored 21 points, including the game-winning layup with 13 seconds left, vs. USF
- Had 28 points, eight rebounds and eight assists vs. VMI in his collegiate debut
- His 28 points vs. VMI are a Cavalier record for a freshman in his first career game and tied for second most in ACC history
- First Cavalier freshman to score at least 20 points in his first three career games
- First Cavalier freshman to lead the team in scoring in his first three games since Tom Sheehy in 1983-84

2008-09 GAME-BY-GAME:

| Opponent | GP-GS | FG-FGA | 3FG-3FGA | FT-FTA | Off-Def | Total | A | TO | Blk | Stl | PF | Min | Pts |
|------------------|-------|--------|----------|--------|---------|-------|---|----|-----|-----|----|-----|-----|
| VMI | 1-1 | 10-17 | 0-2 | 8-11 | 6-2 | 8 | 8 | 3 | 0 | 3 | 2 | 36 | 28 |
| USF | 2-1 | 8-15 | 1-2 | 4-6 | 1-3 | 4 | 0 | 1 | 0 | 3 | 1 | 31 | 21 |
| Radford | 3-2 | 9-15 | 1-2 | 3-4 | 1-3 | 4 | 0 | 4 | 0 | 1 | 3 | 34 | 22 |
| Liberty | 4-3 | 5-10 | 1-2 | 6-8 | 2-7 | 9 | 2 | 1 | 0 | 0 | 2 | 35 | 17 |
| at Syracuse | 5-4 | 5-11 | 0-1 | 6-8 | 0-3 | 3 | 3 | 0 | 0 | 2 | 5 | 28 | 16 |
| at Minnesota | 6-5 | 1-11 | 0-2 | 8-10 | 1-5 | 6 | 2 | 0 | 0 | 0 | 1 | 33 | 10 |
| Longwood | 7-6 | 6-10 | 0-0 | 8-8 | 6-3 | 9 | 1 | 6 | 0 | 0 | 1 | 28 | 20 |
| Auburn | 8-7 | 5-8 | 2-2 | 10-14 | 0-6 | 6 | 1 | 5 | 1 | 0 | 2 | 38 | 22 |
| Hampton | 9-8 | 3-7 | 0-1 | 3-3 | 1-2 | 3 | 3 | 1 | 0 | 0 | 1 | 28 | 9 |
| at Georgia Tech | 10-9 | 9-18 | 0-2 | 8-9 | 0-6 | 6 | 5 | 1 | 0 | 0 | 2 | 41 | 26 |
| Xavier | 11-10 | 7-15 | 1-2 | 10-11 | 0-7 | 7 | 4 | 2 | 1 | 1 | 2 | 35 | 25 |
| Brown | 12-11 | 0-6 | 0-2 | 4-4 | 1-7 | 5 | 0 | 1 | 0 | 1 | 0 | 24 | 4 |
| at Va. Tech | 13-12 | 7-11 | 0-0 | 6-6 | 1-7 | 8 | 5 | 6 | 0 | 1 | 1 | 38 | 20 |
| N. Carolina | 14-13 | 1-9 | 0-2 | 0-0 | 1-3 | 4 | 1 | 1 | 0 | 0 | 1 | 27 | 2 |
| at Maryland | 15-14 | 2-10 | 0-2 | 3-4 | 4-7 | 11 | 3 | 3 | 0 | 0 | 1 | 34 | 7 |
| Florida State | 16-15 | 5-11 | 0-2 | 14-14 | 3-3 | 6 | 2 | 6 | 0 | 0 | 1 | 31 | 24 |
| at Duke | 17-16 | 8-10 | 1-1 | 3-3 | 0-2 | 2 | 1 | 5 | 0 | 1 | 2 | 29 | 20 |
| Boston College | 18-17 | 13-23 | 0-2 | 6-6 | 4-2 | 6 | 3 | 3 | 1 | 3 | 4 | 40 | 32 |
| at N. Carolina | 19-18 | 6-16 | 2-2 | 2-3 | 1-4 | 5 | 5 | 1 | 0 | 1 | 2 | 33 | 16 |
| at Florida State | 20-19 | 6-19 | 0-4 | 2-4 | 2-4 | 6 | 3 | 2 | 0 | 2 | 2 | 38 | 14 |

SINGLE GAME BESTS

POINTS

Season: 32 vs. Boston College (2/4/09)
 Career: 32 vs. Boston College (2/4/09)
 ACC: 32 vs. Boston College (2/4/09)

REBOUNDS

Season: 11 at Maryland (1/20/09)
 Career: 11 at Maryland (1/20/09)
 ACC: 11 at Maryland (1/20/09)

FG MADE

Season: 13 vs. Boston College (2/4/09)
 Career: 13 vs. Boston College (2/4/09)
 ACC: 13 vs. Boston College (2/4/09)

FG ATTEMPTS

Season: 23 vs. Boston College (2/4/09)
 Career: 23 vs. Boston College (2/4/09)
 ACC: 23 vs. Boston College (2/4/09)

3 PT FG MADE

Season: 2 vs. Auburn (12/20/08), at UNC (2/7/09)
 Career: 2 vs. Auburn (12/20/08), at UNC (2/7/09)
 ACC: 2 at North Carolina (2/7/09)

3 PT FG ATTEMPTS

Season: 4 at Florida State (2/10/09)
 Career: 4 at Florida State (2/10/09)
 ACC: 4 at Florida State (2/10/09)

FT MADE

Season: 14 vs. Florida State (1/24/09)
 Career: 14 vs. Florida State (1/24/09)
 ACC: 14 vs. Florida State (1/24/09)

FT ATTEMPTS

Season: 14 vs. Auburn (12/20/08), vs. FSU (1/24/09)
 Career: 14 vs. Auburn (12/20/08), vs. FSU (1/24/09)
 ACC: 14 vs. Florida State (1/24/09)

ASSISTS

Season: 8 vs. VMI (11/16/08)
 Career: 8 vs. VMI (11/16/08)
 ACC: 5 on three occasions

TURNOVERS

Season: 6 on three occasions
 Career: 6 on three occasions
 ACC: 6 at VT (1/10/09), vs. FSU (1/24/09)

BLOCKS

Season: 1 on three occasions
 Career: 1 on three occasions
 ACC: 1 vs. Boston College (2/4/09)

STEALS

Season: 3 on three occasions
 Career: 3 on three occasions
 ACC: 3 vs. Boston College (2/4/09)

MINUTES

Season: 41 at Georgia Tech (12/28/08)
 Career: 41 at Georgia Tech (12/28/08)
 ACC: 41 at Georgia Tech (12/28/08)

CAREER STATISTICS

| Year | G-GS | Min-Avg. | FG-FGA | Pct. | 3FG-3FGA | Pct. | FT-FTA | Pct. | Off-Def. | Reb-Avg. | PF-DQ | Ast | TO | Blk | Stl | Pts-Avg |
|---------------|--------------|-----------------|----------------|-------------|-------------|-------------|----------------|-------------|--------------|----------------|-------------|-----------|-----------|----------|-----------|-----------------|
| 2008-09 | 20-19 | 661-33.0 | 116-252 | .460 | 9-35 | .257 | 114-136 | .838 | 35-83 | 118-5.9 | 36-1 | 52 | 52 | 3 | 19 | 355-17.8 |
| ACC | 9-9 | 311-34.6 | 57-127 | .449 | 3-17 | .176 | 44-49 | .898 | 16-38 | 54-6.0 | 16-0 | 28 | 28 | 1 | 8 | 161-17.9 |
| CAREER | 20-19 | 661-33.0 | 116-252 | .460 | 9-35 | .257 | 114-136 | .838 | 35-83 | 118-5.9 | 36-1 | 52 | 52 | 3 | 19 | 355-17.8 |
| ACC | 9-9 | 311-34.6 | 57-127 | .449 | 3-17 | .176 | 44-49 | .898 | 16-38 | 54-6.0 | 16-0 | 28 | 28 | 1 | 8 | 161-17.9 |

SYLVEN LANDESBERG

 UNIVERSITY OF VIRGINIA • 6-6 • GUARD • FLUSHING, N.Y. 

ACC ROOKIE OF THE YEAR CANDIDATE FRESHMAN ALL-AMERICA CANDIDATE ALL-ACC CANDIDATE

- Leads ACC freshmen in scoring, free throw percentage, free throw attempts, and minutes played
- Second leading freshman scorer in the nation
- Only freshman to rank among the top 20 scorers in the ACC (eighth at 17.8 ppg)
- Only player to rank among the top three ACC freshmen in scoring (first), rebounding (third) and assists (third)
- Has over double the number of 20-point games (11) than the rest of the conference's freshmen combined (5)
- UVa freshman record 11 20-point games
- Only North Carolina's Tyler Hansbrough (14 in 2005-06) and Rashad McCants (12 in 2001-02) have more 20-point games as ACC freshmen over the past decade
- His 32 points vs. Boston College are the most by a freshman in an ACC game since Tyler Hansbrough scored 40 vs. Miami in 2006
- Leads the conference with five ACC Rookie of the Week selections this season
- Had a Virginia freshman record 26 consecutive made free throw streak
- On pace to break Jeff Lamp's Virginia freshman scoring average record of 17.3 set in 1977-78

Landesberg in 2008-09

17.8 ppg • 5.9 rpg • 2.6 apg • 83.8 FT% • 46.0 FG% • 33.0 mpg



WHAT OTHERS ARE SAYING ABOUT SYLVEN LANDESBERG



"He's a really good player – he's an attacking player, who puts you in a position where you can foul him. And we did for those three-point plays. He's taller than I thought. For a wing player who can put the ball on the floor, that means he can shoot over people. It's not like a 6-3 guy who can drive. He has good length and has an instinctive ability to get closer. He's a good player, and puts defenses in help-and-recover situations if you're not careful."

- Duke Head Coach Mike Krzyzewski

"He's going to be a complete player, there's no question about that. Right now his game is more driving to the goal, but we were trying to make sure we cut off his driving lanes. ... He's going to be a complete player. He's had a heck of a year."

- North Carolina Head Coach Roy Williams

"The guy's going to get 20 whether it's quiet or loud. You can tell your guys to stay in front of him, but he got 20 without having to take a pull-up jumper. We told our guys, you have to stay in front of him and get lower than him, and he still drives to the basket. He's a good player; you're just not going to stop him."

- Virginia Tech Head Coach Seth Greenberg

"He's an outstanding player. He's good going to the basket. He finishes very well, and he just kept attacking the basket. He did a good job of getting to the free throw line, and he is an excellent free throw shooter. So, if they're going to spread the floor like that he can be pretty effective"


- Boston College Head Coach Al Skinner

"He can shoot and I think he will get better. He is a big, strong guard and it's amazing how he can get fouled. We were very worried about him being able to get to the basket. Part of our game plan was to try to make it tough for him to go one-on-one, make him a passer. If he took shots in the lane, crowd the lane. He has a great talent of being able to get fouled. He certainly is one of the best players we have played against, regardless of if he is a freshman or not."

- Xavier Head Coach Sean Miller

"You have to try to keep him out of there (the lane) the best you can. It is easy to say and hard to do. I think you have to be able to defend him multiple ways. He is very good off the bounce in going one way, changing and making two or three moves. You just can't rely on defending him with one guy. You have to have a team defense to try to keep him out of the paint area"

- Auburn Head Coach Jeff Lebo



JEROME MEYINSSE

#55

Junior • Forward/Center • 6-9 • 245 • Baton Rouge, La. • McKinley H.S.

2008-09 SEASON:

- Tied his ACC high with four points at Duke
- Scored three points at Maryland
- Had four points and three rebounds vs. Brown
- Had two rebounds and tied a career high with two blocks at Georgia Tech
- Tied a career high with two blocks vs. Hampton
- Had five points and five rebounds at Minnesota
- Had season-high totals of 10 points and eight rebounds at Syracuse
- Had two points and one rebound vs. Liberty
- Made first career start vs. USF
- Had four points and five rebounds in the exhibition vs. Shepherd

SINGLE GAME BESTS

POINTS

Season: 10 at Syracuse (11/28/08)
 Career: 12 vs. Elon (12/22/07)
 ACC: 4 at FSU (1/23/08), at Duke (2/1/09)

REBOUNDS

Season: 8 at Syracuse (11/28/08)
 Career: 9 vs. Hampton (12/19/07)
 ACC: 3 vs. BC (1/19/08), at FSU (1/23/08)

FG MADE

Season: 3 at Syracuse (11/28/08)
 Career: 5 vs. Elon (12/22/07)
 ACC: 2 at Florida State (1/23/08)

FG ATTEMPTS

Season: 7 at Syracuse (11/28/08)
 Career: 7 vs. Hampton (12/19/07), at Syracuse (11/28/08)
 ACC: 3 vs. Clemson (2/7/08)

3 PT FG MADE

Season: --
 Career: --
 ACC: --

3 PT FG ATTEMPTS

Season: --
 Career: --
 ACC: --

FT MADE

Season: 4 at Syracuse (11/28/08)
 Career: 5 vs. UMES (11/26/06)
 ACC: 2 at Duke (2/1/09)

FT ATTEMPTS

Season: 5 at Syracuse (11/28/08)
 Career: 6 vs. UMES (11/26/06)
 ACC: 2 on four occasions

ASSISTS

Season: 1 vs. Brown (1/6/09)
 Career: 1 on four occasions
 ACC: --

TURNOVERS

Season: 2 at Minn. (12/2/08), vs. Longwood (12/17/08)
 Career: 2 on five occasions
 ACC: --

BLOCKS

Season: 2 vs. Hampton (12/23/08), at Ga. Tech (12/28/08)
 Career: 2 on three occasions
 ACC: 2 at Georgia Tech (12/28/08)

STEALS

Season: 1 at Virginia Tech (1/10/09)
 Career: 2 vs. PR-Mayaguez (12/21/06)
 ACC: 1 at FSU (1/23/08), at Va. Tech (1/10/09)

MINUTES


Season: 24 at Syracuse (11/28/08)
 Career: 24 at Syracuse (11/28/08)
 ACC: 21 at Maryland (1/20/09)

2008-09 GAME-BY-GAME:

| Opponent | GP-GS | FG-FGA | 3FG-3FGA | FT-FTA | Off-Def | Total | A | TO | Blk | Stl | PF | Min | Pts |
|------------------|-------|--------|----------|--------|---------|-------|---|----|-----|-----|----|-----|-----|
| VMI | DNP | | | | | | | | | | | | |
| USF | 1-1 | 0-0 | 0-0 | 0-0 | 0-0 | 0 | 0 | 1 | 0 | 0 | 0 | 6 | 0 |
| Radford | 2-1 | 0-1 | 0-0 | 0-0 | 0-0 | 0 | 0 | 1 | 0 | 0 | 0 | 3 | 0 |
| Liberty | 3-1 | 1-1 | 0-0 | 0-0 | 1-0 | 1 | 0 | 0 | 0 | 0 | 0 | 5 | 2 |
| at Syracuse | 4-1 | 3-7 | 0-0 | 4-5 | 4-4 | 8 | 0 | 1 | 1 | 0 | 2 | 24 | 10 |
| at Minnesota | 5-1 | 1-1 | 0-0 | 3-4 | 2-3 | 5 | 0 | 2 | 1 | 0 | 1 | 22 | 5 |
| Longwood | 6-1 | 0-0 | 0-0 | 0-2 | 1-0 | 1 | 0 | 2 | 0 | 0 | 2 | 7 | 0 |
| Auburn | 7-1 | 0-0 | 0-0 | 0-1 | 1-0 | 1 | 0 | 1 | 0 | 0 | 0 | 8 | 0 |
| Hampton | 8-1 | 0-0 | 0-0 | 0-0 | 0-0 | 0 | 0 | 0 | 2 | 0 | 0 | 5 | 0 |
| at Georgia Tech | 9-1 | 0-2 | 0-0 | 0-0 | 1-1 | 2 | 0 | 0 | 2 | 0 | 3 | 11 | 0 |
| Xavier | 10-1 | 0-1 | 0-0 | 0-0 | 0-0 | 0 | 0 | 0 | 0 | 0 | 1 | 3 | 0 |
| Brown | 11-1 | 1-3 | 0-0 | 2-4 | 1-2 | 3 | 1 | 0 | 0 | 0 | 1 | 8 | 4 |
| at Va. Tech | 12-1 | 0-0 | 0-0 | 0-0 | 0-0 | 0 | 0 | 0 | 1 | 1 | 1 | 4 | 0 |
| N. Carolina | 13-1 | 0-2 | 0-0 | 0-0 | 0-1 | 1 | 0 | 0 | 0 | 0 | 0 | 2 | 4 |
| at Maryland | 14-1 | 1-1 | 0-0 | 1-2 | 1-0 | 1 | 0 | 0 | 0 | 0 | 2 | 21 | 3 |
| Florida State | 15-1 | 0-0 | 0-0 | 1-2 | 1-1 | 2 | 0 | 0 | 0 | 0 | 2 | 9 | 1 |
| at Duke | 16-1 | 1-1 | 0-0 | 2-2 | 0-2 | 2 | 0 | 0 | 0 | 0 | 1 | 7 | 4 |
| Boston College | 17-1 | 0-0 | 0-0 | 0-0 | 0-0 | 0 | 0 | 0 | 0 | 0 | 1 | 2 | 0 |
| at N. Carolina | DNP | | | | | | | | | | | | |
| at Florida State | DNP | | | | | | | | | | | | |

CAREER STATISTICS

| Year | G-GS | Min-Avg. | FG-FGA | Pct. | 3FG-3FGA | Pct. | FT-FTA | Pct. | Off-Def. | Reb-Avg. | PF-DQ | Ast | TO | Blk | Stl | Pts-Avg |
|---------------|-------------|----------------|--------------|-------------|------------|-------------|--------------|-------------|--------------|---------------|-------------|----------|-----------|-----------|----------|---------------|
| 2006-07 | 15-0 | 100-6.7 | 4-11 | .364 | 0-0 | .000 | 9-13 | .692 | 3-17 | 20-1.3 | 15-0 | 1 | 4 | 2 | 2 | 17-1.1 |
| ACC | 4-0 | 8-2.0 | 0-1 | .000 | 0-0 | .000 | 0-0 | .000 | 0-0 | 0-0.0 | 3-0 | 0 | 0 | 0 | 0 | 0-0.0 |
| 2007-08 | 26-0 | 188-7.2 | 23-33 | .697 | 0-0 | .000 | 4-12 | .333 | 18-31 | 49-1.9 | 36-0 | 2 | 7 | 3 | 3 | 50-1.9 |
| ACC | 13-0 | 77-5.9 | 7-11 | .636 | 0-0 | .000 | 0-2 | .000 | 5-12 | 17-1.3 | 21-0 | 0 | 0 | 0 | 1 | 14-1.1 |
| 2008-09 | 17-1 | 149-8.8 | 8-20 | .400 | 0-0 | .000 | 13-22 | .591 | 13-14 | 27-1.6 | 17-0 | 1 | 8 | 7 | 1 | 29-1.7 |
| ACC | 7-0 | 58-8.3 | 2-6 | .333 | 0-0 | .000 | 4-6 | .667 | 3-5 | 8-1.1 | 10-0 | 0 | 0 | 3 | 1 | 8-1.1 |
| CAREER | 58-1 | 437-7.5 | 35-64 | .547 | 0-0 | .000 | 26-47 | .553 | 34-62 | 96-1.7 | 68-0 | 4 | 19 | 12 | 6 | 96-1.7 |
| ACC | 24-0 | 143-6.0 | 9-18 | .500 | 0-0 | .000 | 4-8 | .500 | 8-17 | 25-1.0 | 34-0 | 0 | 0 | 3 | 2 | 22-0.9 |



MIKE SCOTT

#32

Sophomore • Forward • 6-8 • 233 • Chesapeake, Va. • Hargrave Military Academy

2008-09 SEASON:

- Has scored in double figures in 11 games
- Had 16 points (10-10 FT) to tie his ACC career-high and 10 rebounds at Maryland for his sixth double-double of the season
- Had 11 points and seven rebounds (all offensive) vs. North Carolina at JPJA
- Scored an ACC career-high 16 points (7-10 FG) at Virginia Tech
- Had game-high totals of 15 points and 10 rebounds vs. Brown
- Scored 16 points (7-10 FG) and had five rebounds vs. Xavier
- Had 11 points and 10 rebounds at Georgia Tech
- Had 17 points and 15 rebounds vs. Hampton
- Had 10 points and 10 rebounds along with a career-high four assists in a career-high 37 minutes at Syracuse
- Had nine points and 17 rebounds vs. Liberty
- Had 10 points and six rebounds vs. USF
- Set career highs with 26 points and 18 rebounds vs. VMI, including tying the school record with 10 offensive rebounds in the game
- Has eight career double-doubles
- Had 10 points and 14 rebounds in the exhibition vs. Shepherd

2008-09 GAME-BY-GAME:

| Opponent | GP-GS | FG-FGA | 3FG-3FGA | FT-FTA | Off-Def | Total | A | TO | Blk | Stl | PF | Min | Pts |
|------------------|-------|--------|----------|--------|---------|-------|---|----|-----|-----|----|-----|-----|
| VMI | 1-1 | 11-13 | 0-0 | 4-5 | 10-8 | 18 | 0 | 4 | 0 | 1 | 2 | 30 | 26 |
| USF | 2-2 | 4-9 | 0-1 | 2-2 | 4-2 | 6 | 1 | 2 | 0 | 2 | 2 | 32 | 10 |
| Radford | 3-3 | 2-7 | 0-1 | 1-3 | 2-3 | 5 | 1 | 0 | 0 | 0 | 4 | 27 | 5 |
| Liberty | 4-4 | 3-4 | 0-0 | 3-4 | 7-10 | 17 | 1 | 1 | 0 | 0 | 2 | 34 | 9 |
| at Syracuse | 5-5 | 5-10 | 0-0 | 0-0 | 5-5 | 10 | 4 | 0 | 0 | 1 | 1 | 37 | 10 |
| at Minnesota | 6-6 | 0-4 | 0-0 | 0-0 | 2-4 | 6 | 2 | 3 | 0 | 1 | 1 | 18 | 0 |
| Longwood | 7-7 | 4-5 | 0-1 | 0-0 | 0-6 | 6 | 0 | 0 | 1 | 0 | 2 | 27 | 8 |
| Auburn | 8-8 | 4-7 | 0-1 | 1-2 | 0-3 | 3 | 0 | 3 | 0 | 3 | 2 | 27 | 9 |
| Hampton | 9-9 | 6-10 | 0-0 | 5-6 | 5-10 | 15 | 1 | 1 | 2 | 2 | 2 | 29 | 17 |
| at Georgia Tech | 10-10 | 3-8 | 0-0 | 5-8 | 5-5 | 10 | 1 | 2 | 2 | 0 | 3 | 27 | 11 |
| Xavier | 11-11 | 7-10 | 0-0 | 2-2 | 3-2 | 5 | 0 | 1 | 0 | 0 | 1 | 24 | 16 |
| Brown | 12-12 | 5-10 | 0-0 | 5-6 | 5-5 | 10 | 0 | 0 | 1 | 0 | 3 | 27 | 15 |
| at Va. Tech | 13-13 | 7-10 | 1-1 | 1-4 | 2-4 | 6 | 0 | 3 | 0 | 0 | 3 | 26 | 16 |
| N. Carolina | 14-14 | 5-8 | 0-0 | 1-1 | 7-0 | 7 | 0 | 2 | 1 | 0 | 2 | 24 | 11 |
| at Maryland | 15-15 | 3-8 | 0-0 | 10-10 | 6-4 | 10 | 0 | 3 | 0 | 1 | 4 | 23 | 16 |
| Florida State | 16-16 | 1-4 | 0-0 | 0-0 | 2-2 | 4 | 1 | 3 | 0 | 3 | 2 | 30 | 2 |
| at Duke | 17-17 | 4-8 | 0-0 | 2-3 | 2-2 | 4 | 0 | 1 | 0 | 1 | 3 | 26 | 10 |
| Boston College | 18-18 | 1-3 | 0-0 | 5-5 | 0-0 | 0 | 0 | 1 | 0 | 0 | 1 | 17 | 7 |
| at N. Carolina | 19-18 | 1-4 | 0-0 | 0-0 | 1-1 | 2 | 1 | 0 | 0 | 1 | 0 | 23 | 2 |
| at Florida State | 20-18 | 3-5 | 1-1 | 1-2 | 5-4 | 9 | 1 | 1 | 0 | 1 | 4 | 24 | 8 |

SINGLE GAME BESTS

POINTS

Season: 26 vs. VMI (11/16/08)
 Career: 26 vs. VMI (11/16/08)
 ACC: 16 at VT (1/10/09), at Md. (1/20/09)

REBOUNDS

Season: 18 vs. VMI (11/16/08)
 Career: 18 vs. VMI (11/16/08)
 ACC: 12 at Md (1/30/08), at BC (2/17/08)

FG MADE

Season: 11 vs. VMI (11/16/08)
 Career: 11 vs. VMI (11/16/08)
 ACC: 7 at Virginia Tech (1/10/09)

FG ATTEMPTS

Season: 13 vs. VMI (11/16/08)
 Career: 13 vs. VMI (11/16/08)
 ACC: 11 at Boston College (2/17/08)

3 PT FG MADE

Season: 1 at VT (1/10/09), at FSU (2/10/09)
 Career: 2 vs. Georgia Tech (3/13/08)
 ACC: 2 vs. Georgia Tech (3/13/08)

3 PT FG ATTEMPTS

Season: 1 on six occasions
 Career: 2 at BC (2/17/08), vs. GT (3/13/08)
 ACC: 2 at BC (2/17/08), vs. GT (3/13/08)

FT MADE

Season: 10 at Maryland (1/20/09)
 Career: 10 at Maryland (1/20/09)
 ACC: 10 at Maryland (1/20/09)

FT ATTEMPTS

Season: 10 at Maryland (1/20/09)
 Career: 10 at Maryland (1/20/09)
 ACC: 10 at Maryland (1/20/09)

ASSISTS

Season: 4 at Syracuse (11/28/08)
 Career: 4 at Syracuse (11/28/08)
 ACC: 2 at Miami (3/1/08)

TURNOVERS

Season: 4 vs. VMI (11/16/08)
 Career: 4 vs. VMI (11/16/08)
 ACC: 3 on five occasions

BLOCKS

Season: 2 vs. Hampton (12/23/08), at Ga. Tech (12/28/08)
 Career: 3 vs. Duke (3/5/08), vs. Richmond (3/18/08)
 ACC: 3 vs. Duke (3/5/08)

STEALS

Season: 3 vs. Auburn (12/20/08), vs. FSU (1/24/09)
 Career: 3 on three occasions
 ACC: 3 vs. Florida State (1/24/09)

MINUTES

Season: 37 at Syracuse (11/28/08)
 Career: 37 at Syracuse (11/28/08)
 ACC: 30 vs. Florida State (1/24/09)

CAREER STATISTICS

| Year | G-GS | Min-Avg. | FG-FGA | Pct. | 3FG-3FGA | Pct. | FT-FTA | Pct. | Off-Def. | Reb-Avg. | PF-DQ | Ast | TO | Blk | Stl | Pts-Avg |
|---------------|--------------|------------------|----------------|-------------|-------------|-------------|----------------|-------------|----------------|----------------|--------------|-----------|-----------|-----------|-----------|----------------|
| 2007-08 | 32-21 | 579-18.1 | 63-143 | .441 | 4-10 | .400 | 52-74 | .703 | 67-101 | 168-5.3 | 69-1 | 15 | 25 | 12 | 20 | 182-5.7 |
| ACC | 16-14 | 310-19.4 | 30-77 | .390 | 1-4 | .250 | 20-33 | .606 | 30-50 | 80-5.0 | 39-1 | 6 | 15 | 5 | 8 | 81-5.1 |
| 2008-09 | 20-18 | 532-26.6 | 79-147 | .537 | 2-6 | .333 | 48-63 | .762 | 73-80 | 153-7.7 | 44-0 | 14 | 31 | 7 | 17 | 208-10.4 |
| ACC | 9-7 | 220-24.4 | 28-58 | .483 | 2-2 | 1.000 | 25-33 | .758 | 30-22 | 52-5.8 | 22-0 | 4 | 16 | 3 | 7 | 83-9.2 |
| CAREER | 52-39 | 1111-21.4 | 142-290 | .490 | 6-16 | .375 | 100-137 | .730 | 140-181 | 321-6.2 | 113-1 | 29 | 56 | 19 | 37 | 390-7.5 |
| ACC | 25-21 | 530-21.2 | 58-135 | .430 | 3-6 | .500 | 45-66 | .682 | 60-72 | 132-5.3 | 61-1 | 10 | 31 | 8 | 15 | 164-6.6 |



ASSANE SENE

#5

Freshman • Center • 7-0 • 234 • Saint-Louis, Senegal • South Kent

2008-09 SEASON:

- Had five points, 13 rebounds and two blocks vs. Boston College
- Had three blocks vs. Florida State at JPJA
- Had four points and seven rebounds at Maryland
- Had 10 rebounds vs. North Carolina at JPJA
- Had six points, eight rebounds and four blocks at Virginia Tech
- Had six points, three rebounds and three blocks vs. Brown
- Had six points and 11 rebounds vs. Xavier
- Had nine rebounds and four blocks vs. Auburn
- Had six points, five rebounds and two blocks vs. Longwood
- Had two points and four rebounds at Minnesota
- Made his collegiate debut at Syracuse, where he had one point and one rebound in the start
- Was held out of the first three games of the season before the resolution of his eligibility status on Nov. 25
- “Because of a recent NCAA interpretation, there are some aspects of Assane’s pre-college enrollment that must be reviewed further,” Virginia Athletics Director Craig Littlepage said on Nov. 16.
- Had two points and three rebounds in 18 minutes of action in the exhibition vs. Shepherd

2008-09 GAME-BY-GAME:

| Opponent | GP-GS | FG-FGA | 3FG-3FGA | FT-FTA | Off-Def | Total | A | TO | Blk | Stl | PF | Min | Pts |
|------------------|-------|--------|----------|--------|---------|-------|---|----|-----|-----|----|-----|-----|
| VMI | DNP | | | | | | | | | | | | |
| USF | DNP | | | | | | | | | | | | |
| Radford | DNP | | | | | | | | | | | | |
| Liberty | DNP | | | | | | | | | | | | |
| at Syracuse | 1-1 | 0-0 | 0-0 | 1-2 | 0-1 | 1 | 1 | 0 | 1 | 0 | 3 | 7 | 1 |
| at Minnesota | 2-2 | 0-0 | 0-0 | 2-2 | 2-2 | 4 | 0 | 1 | 0 | 0 | 3 | 18 | 2 |
| Longwood | 3-2 | 2-4 | 0-0 | 2-3 | 2-3 | 5 | 1 | 1 | 2 | 0 | 3 | 16 | 6 |
| Auburn | 4-2 | 1-3 | 0-0 | 0-0 | 0-9 | 9 | 2 | 0 | 4 | 0 | 3 | 22 | 2 |
| Hampton | 5-2 | 1-4 | 0-0 | 0-0 | 1-5 | 6 | 0 | 2 | 2 | 0 | 5 | 15 | 2 |
| at Georgia Tech | 6-3 | 1-5 | 0-0 | 0-1 | 0-1 | 1 | 0 | 0 | 2 | 0 | 4 | 24 | 2 |
| Xavier | 7-4 | 3-8 | 0-0 | 0-2 | 6-5 | 11 | 1 | 0 | 2 | 0 | 3 | 33 | 6 |
| Brown | 8-5 | 3-3 | 0-0 | 0-4 | 0-3 | 3 | 1 | 0 | 3 | 0 | 3 | 16 | 6 |
| at Va. Tech | 9-6 | 3-5 | 0-0 | 0-0 | 2-6 | 8 | 0 | 1 | 4 | 0 | 5 | 25 | 6 |
| N. Carolina | 10-7 | 1-5 | 0-0 | 0-2 | 5-5 | 10 | 0 | 2 | 1 | 0 | 4 | 25 | 2 |
| at Maryland | 11-8 | 2-2 | 0-0 | 0-0 | 2-5 | 7 | 0 | 2 | 0 | 0 | 4 | 10 | 4 |
| Florida State | 12-9 | 0-1 | 0-0 | 0-0 | 1-0 | 1 | 0 | 1 | 3 | 0 | 3 | 22 | 0 |
| at Duke | 13-10 | 2-2 | 0-0 | 0-3 | 1-1 | 2 | 0 | 1 | 1 | 0 | 2 | 17 | 4 |
| Boston College | 14-10 | 2-6 | 0-0 | 1-2 | 8-5 | 13 | 0 | 1 | 2 | 0 | 3 | 28 | 5 |
| at N. Carolina | 15-11 | 0-3 | 0-0 | 0-0 | 0-3 | 3 | 0 | 0 | 1 | 0 | 2 | 16 | 0 |
| at Florida State | 16-12 | 1-4 | 0-0 | 0-0 | 3-2 | 5 | 0 | 0 | 0 | 0 | 2 | 21 | 2 |

SINGLE GAME BESTS

POINTS

Season: 6 on four occasions
 Career: 6 on four occasions
 ACC: 6 at Virginia Tech (1/10/09)

REBOUNDS

Season: 13 vs. Boston College (2/4/09)
 Career: 13 vs. Boston College (2/4/09)
 ACC: 13 vs. Boston College (2/4/09)

FG MADE

Season: 3 on three occasions
 Career: 3 on three occasions
 ACC: 3 at Virginia Tech (1/10/09)

FG ATTEMPTS

Season: 8 vs. Xavier (1/3/09)
 Career: 8 vs. Xavier (1/3/09)
 ACC: 6 vs. Boston College (2/4/09)

3 PT FG MADE

Season: --
 Career: --
 ACC: --

3 PT FG ATTEMPTS

Season: --
 Career: --
 ACC: --

FT MADE

Season: 2 at Minn. (12/2/08), vs. Longwood (12/17/08)
 Career: 2 at Minn. (12/2/08), vs. Longwood (12/17/08)
 ACC: 1 vs. Boston College (2/4/09)

FT ATTEMPTS

Season: 4 vs. Brown (1/6/09)
 Career: 4 vs. Brown (1/6/09)
 ACC: 3 at Duke (2/1/09)

ASSISTS

Season: 2 vs. Auburn (12/20/08)
 Career: 2 vs. Auburn (12/20/08)
 ACC: --

TURNOVERS

Season: 2 on three occasions
 Career: 2 on three occasions
 ACC: 2 vs. UNC (1/15/09), at Md. (1/20/09)

BLOCKS

Season: 4 vs. Auburn (12/20/08), at Va. Tech (1/10/09)
 Career: 4 vs. Auburn (12/20/08), at Va. Tech (1/10/09)
 ACC: 4 at Virginia Tech (1/10/09)

STEALS


Season: --
 Career: --
 ACC: --

MINUTES

Season: 33 vs. Xavier (1/3/09)
 Career: 33 vs. Xavier (1/3/09)
 ACC: 28 vs. Boston College (2/4/09)

CAREER STATISTICS

| Year | G-GS | Min-Avg. | FG-FGA | Pct. | 3FG-3FGA | Pct. | FT-FTA | Pct. | Off-Def. | Reb-Avg. | PF-DQ | Ast | TO | Blk | Stl | Pts-Avg |
|---------------|--------------|-----------------|--------------|-------------|------------|-------------|-------------|-------------|--------------|---------------|-------------|----------|-----------|-----------|----------|---------------|
| 2008-09 | 16-12 | 315-19.7 | 22-55 | .400 | 0-0 | .000 | 6-21 | .286 | 33-56 | 89-5.6 | 52-2 | 6 | 12 | 28 | 0 | 50-3.1 |
| ACC | 9-8 | 188-20.9 | 12-33 | .364 | 0-0 | .000 | 1-8 | .125 | 22-28 | 50-5.6 | 29-1 | 0 | 8 | 14 | 0 | 25-2.8 |
| CAREER | 16-12 | 315-19.7 | 22-55 | .400 | 0-0 | .000 | 6-21 | .286 | 33-56 | 89-5.6 | 52-2 | 6 | 12 | 28 | 0 | 50-3.1 |
| ACC | 9-8 | 188-20.9 | 12-33 | .364 | 0-0 | .000 | 1-8 | .125 | 22-28 | 50-5.6 | 29-1 | 0 | 8 | 14 | 0 | 25-2.8 |



WILL SHERRILL

#22

Sophomore • Forward • 6-9 • 221 • New York, N.Y. • Phillips Academy Andover

2008-09 SEASON:

- Had an assist vs. Hampton
- Made season debut vs. Radford and had a career-high three rebounds
- Played five minutes in the exhibition vs. Shepherd

SINGLE GAME BESTS

POINTS

Season: --
 Career: 3 vs. Longwood (12/7/07)
 ACC: --

REBOUNDS

Season: 3 vs. Radford (11/21/08)
 Career: 3 vs. Radford (11/21/08)
 ACC: --

FG MADE

Season: --
 Career: 1 on three occasions
 ACC: --

FG ATTEMPTS

Season: 2 vs. Radford (11/21/08)
 Career: 2 vs. Radford (11/21/08)
 ACC: 1 vs. North Carolina (1/15/09)

3 PT FG MADE

Season: --
 Career: 1 vs. Longwood (12/7/07)
 ACC: --

3 PT FG ATTEMPTS

Season: 1 vs. North Carolina (1/15/09)
 Career: 1 vs. Longwood (12/7/07), vs. UNC (1/15/09)
 ACC: 1 vs. North Carolina (1/15/09)

FT MADE

Season: --
 Career: --
 ACC: --

FT ATTEMPTS

Season: --
 Career: --
 ACC: --

ASSISTS

Season: 1 vs. Hampton (12/23/08)
 Career: 1 vs. Elon (12/22/07), vs. Hampton (12/23/08)
 ACC: --

TURNOVERS

Season: 1 vs. Radford (11/21/08), vs. Hampton (12/23/08)
 Career: 1 vs. Radford (11/21/08), vs. Hampton (12/23/08)
 ACC: --

BLOCKS

Season: --
 Career: --
 ACC: --

STEALS

Season: --
 Career: 1 vs. Northwestern (11/27/07)
 ACC: --

MINUTES

Season: 5 vs. Radford (11/21/08)
 Career: 5 vs. Radford (11/21/08)
 ACC: 2 at North Carolina (2/7/09)

2008-09 GAME-BY-GAME:

| Opponent | GP-GS | FG-FGA | 3FG-3FGA | FT-FTA | Off-Def | Total | A | TO | Blk | Stl | PF | Min | Pts |
|------------------|-------|--------|----------|--------|---------|-------|---|----|-----|-----|----|-----|-----|
| VMI | DNP | | | | | | | | | | | | |
| USF | DNP | | | | | | | | | | | | |
| Radford | 1-0 | 0-2 | 0-0 | 0-0 | 2-1 | 3 | 0 | 1 | 0 | 0 | 1 | 5 | 0 |
| Liberty | DNP | | | | | | | | | | | | |
| at Syracuse | DNP | | | | | | | | | | | | |
| at Minnesota | DNP | | | | | | | | | | | | |
| Longwood | 2-0 | 0-0 | 0-0 | 0-0 | 0-0 | 0 | 0 | 0 | 0 | 0 | 0 | 3 | 0 |
| Auburn | DNP | | | | | | | | | | | | |
| Hampton | 3-0 | 0-0 | 0-0 | 0-0 | 0-0 | 0 | 1 | 1 | 0 | 0 | 0 | 3 | 0 |
| at Georgia Tech | DNP | | | | | | | | | | | | |
| Xavier | DNP | | | | | | | | | | | | |
| Brown | 4-0 | 0-0 | 0-0 | 0-0 | 0-0 | 0 | 0 | 0 | 0 | 0 | 0 | 2 | 0 |
| at Va. Tech | DNP | | | | | | | | | | | | |
| N. Carolina | 5-0 | 0-1 | 0-1 | 0-0 | 0-0 | 0 | 0 | 0 | 0 | 0 | 0 | 1 | 0 |
| at Maryland | DNP | | | | | | | | | | | | |
| Florida State | DNP | | | | | | | | | | | | |
| at Duke | 6-0 | 0-0 | 0-0 | 0-0 | 0-0 | 0 | 0 | 0 | 0 | 0 | 1 | 1 | 0 |
| Boston College | DNP | | | | | | | | | | | | |
| at N. Carolina | 7-0 | 0-0 | 0-0 | 0-0 | 0-0 | 0 | 0 | 0 | 0 | 0 | 0 | 2 | 0 |
| at Florida State | DNP | | | | | | | | | | | | |

CAREER STATISTICS

| Year | G-GS | Min-Avg. | FG-FGA | Pct. | 3FG-3FGA | Pct. | FT-FTA | Pct. | Off-Def. | Reb-Avg. | PF-DQ | Ast | TO | Blk | Stl | Pts-Avg |
|---------------|-------------|---------------|------------|-------------|------------|-------------|------------|-------------|------------|--------------|------------|----------|----------|----------|----------|--------------|
| 2007-08 | 7-0 | 12-1.7 | 3-3 | 1.000 | 1-1 | 1.000 | 0-0 | .000 | 1-2 | 3-0.4 | 3-0 | 1 | 0 | 0 | 1 | 7-1.0 |
| ACC | 1-0 | 1-1.0 | 0-0 | .000 | 0-0 | .000 | 0-0 | .000 | 0-0 | 0-0.0 | 0-0 | 0 | 0 | 0 | 0 | 0-0.0 |
| 2008-09 | 7-0 | 17-2.4 | 0-3 | .000 | 0-1 | .000 | 0-0 | .000 | 2-1 | 3-0.4 | 2-0 | 1 | 2 | 0 | 0 | 0-0.0 |
| ACC | 3-0 | 4-1.3 | 0-1 | .000 | 0-1 | .000 | 0-0 | .000 | 0-0 | 0-0.0 | 1-0 | 0 | 0 | 0 | 0 | 0-0.0 |
| CAREER | 14-0 | 29-2.1 | 3-6 | .500 | 1-2 | .500 | 0-0 | .000 | 3-3 | 6-0.4 | 5-0 | 2 | 2 | 0 | 1 | 7-0.5 |
| ACC | 4-0 | 5-1.3 | 0-1 | .000 | 0-1 | .000 | 0-0 | .000 | 0-0 | 0-0.0 | 1-0 | 0 | 0 | 0 | 0 | 0-0.0 |



TUNJI SOROYE

#21

Senior • Center • 6-11 • 252 • Dugbe Ibadan, Nigeria • Montrose Christian School

2008-09 SEASON:

- One of Virginia's tri-captains this season
- Had four points and three rebounds at Florida State
- Had two points and three rebounds at North Carolina
- Had two points and two blocks vs. Hampton
- Had eight points, five rebounds, two blocks and two steals vs. Radford
- Had three points, six rebounds and two blocks vs. USF
- Had two points and one rebound in the exhibition vs. Shepherd

SINGLE GAME BESTS

POINTS

Season: 8 vs. Radford (11/21/08)
 Career: 12 vs. Fordham (12/7/05)
 ACC: 6 on three occasions

REBOUNDS

Season: 6 vs. USF (11/19/08)
 Career: 11 vs. Maryland (2/6/07)
 ACC: 11 vs. Maryland (2/6/07)

FG MADE

Season: 3 vs. Radford (11/21/08)
 Career: 4 vs. Fordham (12/7/05), vs. Albany (3/16/07)
 ACC: 3 vs. Florida State (1/11/06)

FG ATTEMPTS

Season: 5 vs. Radford (11/21/08)
 Career: 8 vs. Albany (3/16/07)
 ACC: 5 vs. Florida State (1/11/06)

3 PT FG MADE

Season: --
 Career: --
 ACC: --

3 PT FG ATTEMPTS

Season: --
 Career: --
 ACC: --

FT MADE

Season: 2 vs. Radford (11/21/08)
 Career: 4 on three occasions
 ACC: 4 vs. Clemson (1/7/06)

FT ATTEMPTS

Season: 2 vs. USF (11/19/08), vs. Radford (11/21/08)
 Career: 6 vs. Fordham (12/7/05)
 ACC: 5 vs. Florida State (2/17/07)

ASSISTS

Season: 1 vs. Hampton (12/23/08)
 Career: 1 on 14 occasions
 ACC: 1 on eight occasions

TURNOVERS

Season: 2 at UNC (2/7/09), at FSU (2/10/09)
 Career: 4 at Virginia Tech (1/15/06)
 ACC: 4 at Virginia Tech (1/15/06)

BLOCKS

Season: 2 on three occasions
 Career: 5 vs. Duke (3/11/05)
 ACC: 5 vs. Duke (3/11/05)

STEALS

Season: 2 vs. Radford (11/21/08)
 Career: 2 on four occasions
 ACC: 2 vs. UNC (1/19/06), at FSU (2/18/06)

MINUTES


Season: 24 vs. Radford (11/21/08)
 Career: 33 vs. Clemson (1/7/06)
 ACC: 33 vs. Clemson (1/7/06)

2008-09 GAME-BY-GAME:

| Opponent | GP-GS | FG-FGA | 3FG-3FGA | FT-FTA | Off-Def | Total | A | TO | Blk | Stl | PF | Min | Pts |
|------------------|-------|--------|----------|--------|---------|-------|---|----|-----|-----|----|-----|-----|
| VMI | DNP | | | | | | | | | | | | |
| USF | 1-0 | 1-1 | 0-0 | 1-2 | 3-3 | 6 | 0 | 1 | 2 | 1 | 1 | 15 | 3 |
| Radford | 2-1 | 3-5 | 0-0 | 2-2 | 2-3 | 5 | 0 | 0 | 2 | 2 | 3 | 24 | 8 |
| Liberty | DNP | | | | | | | | | | | | |
| at Syracuse | 3-1 | 0-1 | 0-0 | 0-0 | 0-1 | 1 | 0 | 0 | 0 | 0 | 3 | 10 | 0 |
| at Minnesota | DNP | | | | | | | | | | | | |
| Longwood | DNP | | | | | | | | | | | | |
| Auburn | DNP | | | | | | | | | | | | |
| Hampton | 4-1 | 1-3 | 0-0 | 0-0 | 0-1 | 1 | 1 | 0 | 2 | 0 | 0 | 5 | 2 |
| at Georgia Tech | 5-1 | 0-0 | 0-0 | 0-0 | 0-0 | 0 | 0 | 0 | 0 | 0 | 0 | 1 | 0 |
| Xavier | 6-1 | 0-0 | 0-0 | 0-0 | 0-0 | 0 | 0 | 1 | 0 | 0 | 1 | 2 | 0 |
| Brown | DNP | | | | | | | | | | | | |
| at Va. Tech | 7-1 | 0-1 | 0-0 | 0-0 | 1-0 | 1 | 0 | 1 | 0 | 0 | 0 | 3 | 0 |
| N. Carolina | DNP | | | | | | | | | | | | |
| at Maryland | DNP | | | | | | | | | | | | |
| Florida State | 8-1 | 0-0 | 0-0 | 0-0 | 0-0 | 0 | 0 | 0 | 0 | 0 | 0 | 4 | 0 |
| at Duke | DNP | | | | | | | | | | | | |
| Boston College | DNP | | | | | | | | | | | | |
| at N. Carolina | 9-1 | 1-2 | 0-0 | 0-0 | 2-1 | 3 | 0 | 2 | 0 | 0 | 2 | 13 | 2 |
| at Florida State | 10-1 | 2-3 | 0-0 | 0-1 | 1-2 | 3 | 0 | 2 | 0 | 1 | 1 | 13 | 4 |

CAREER STATISTICS

| Year | G-GS | Min-Avg. | FG-FGA | Pct. | 3FG-3FGA | Pct. | FT-FTA | Pct. | Off-Def. | Reb-Avg. | PF-DQ | Ast | TO | Blk | Stl | Pts-Avg |
|---------------|--------------|------------------|---------------|-------------|------------|-------------|--------------|-------------|---------------|----------------|--------------|-----------|-----------|-----------|-----------|----------------|
| 2004-05 | 21-2 | 120-5.7 | 4-10 | .400 | 0-0 | .000 | 4-7 | .571 | 7-21 | 28-1.3 | 18-0 | 2 | 3 | 15 | 1 | 12-0.6 |
| ACC | 12-0 | 72-6.0 | 4-5 | .800 | 0-0 | .000 | 2-4 | .500 | 4-12 | 16-1.3 | 14-0 | 2 | 2 | 8 | 1 | 10-0.8 |
| 2005-06 | 30-23 | 553-18.4 | 21-51 | .412 | 0-0 | .000 | 13-19 | .684 | 36-70 | 106-3.5 | 88-7 | 4 | 38 | 37 | 10 | 55-1.8 |
| ACC | 16-16 | 290-18.1 | 9-26 | .346 | 0-0 | .000 | 6-9 | .667 | 18-33 | 51-3.2 | 49-4 | 2 | 19 | 15 | 6 | 24-1.5 |
| 2006-07 | 28-11 | 391-14.0 | 18-35 | .514 | 0-0 | .000 | 24-39 | .615 | 35-54 | 89-3.2 | 46-0 | 7 | 20 | 26 | 7 | 60-2.1 |
| ACC | 16-6 | 252-15.8 | 12-19 | .632 | 0-0 | .000 | 10-23 | .435 | 27-30 | 57-3.6 | 29-0 | 4 | 10 | 14 | 2 | 34-2.1 |
| 2007-08 | 2-0 | 8-4.0 | 0-1 | .000 | 0-0 | .000 | 1-2 | .500 | 2-1 | 3-1.5 | 2-0 | 0 | 2 | 0 | 0 | 1-0.5 |
| ACC | 0-0 | | | | | | | | | | | | | | | |
| 2008-09 | 10-1 | 90-9.0 | 8-16 | .500 | 0-0 | .000 | 3-5 | .600 | 9-11 | 20-2.0 | 11-0 | 1 | 7 | 6 | 4 | 19-1.9 |
| ACC | 5-0 | 34-6.8 | 3-6 | .500 | 0-0 | .000 | 0-1 | .000 | 4-3 | 7-1.4 | 3-0 | 0 | 5 | 0 | 1 | 6-1.2 |
| CAREER | 91-37 | 1162-12.8 | 51-113 | .451 | 0-0 | .000 | 45-72 | .625 | 89-157 | 246-2.7 | 165-7 | 14 | 70 | 84 | 22 | 147-1.6 |
| ACC | 49-22 | 648-13.2 | 28-56 | .500 | 0-0 | .000 | 18-37 | .486 | 53-78 | 131-2.7 | 95-4 | 8 | 36 | 37 | 10 | 74-1.5 |



SOLOMON TAT

#45

Junior • Guard/Forward • 6-5 • 223 • Jos Plateau, Nigeria • Community Christian School

2008-09 SEASON:

- Started the last two games
- Had a season-high three rebounds at Florida State
- Made first career start at North Carolina and had two points and two rebounds
- Had two points and two rebounds in a season-high 22 minutes vs. Boston College
- Had two points, one rebound, one assist and one steal vs. Brown
- Had two points and two rebounds vs. Xavier
- Made season debut vs. Radford
- Had three rebounds in the exhibition vs. Shepherd

SINGLE GAME BESTS

POINTS

Season: 2 on four occasions
 Career: 12 at Xavier (1/3/08)
 ACC: 8 at Virginia Tech (2/10/07)

REBOUNDS

Season: 3 at Florida State (2/10/09)
 Career: 6 at Virginia Tech (2/10/07)
 ACC: 6 at Virginia Tech (2/10/07)

FG MADE

Season: 1 on three occasions
 Career: 3 at Virginia Tech (2/10/07), at Xavier (1/3/08)
 ACC: 3 at Virginia Tech (2/10/07)

FG ATTEMPTS

Season: 4 vs. Boston College (2/4/09)
 Career: 9 at Virginia Tech (2/10/07)
 ACC: 9 at Virginia Tech (2/10/07)

3 PT FG MADE

Season: --
 Career: --
 ACC: --

3 PT FG ATTEMPTS

Season: --
 Career: 1 on five occasions
 ACC: 1 on three occasions

FT MADE

Season: 2 vs. Xavier (1/3/09)
 Career: 6 at Xavier (1/3/08)
 ACC: 2 on four occasions

FT ATTEMPTS

Season: 2 vs. Xavier (1/3/09)
 Career: 9 at Xavier (1/3/08)
 ACC: 2 on five occasions

ASSISTS

Season: 1 on three occasions
 Career: 5 vs. Gonzaga (1/3/07)
 ACC: 2 at Clemson (1/28/07), at Wake (3/3/07)

TURNOVERS

Season: 2 at UNC (2/7/09), at FSU (2/10/09)
 Career: 2 on six occasions
 ACC: 2 on four occasions

BLOCKS

Season: --
 Career: 1 vs. Longwood (2/13/07)
 ACC: --

STEALS

Season: 1 vs. Brown (1/6/09)
 Career: 2 vs. Stanford (1/7/07), vs. Md. (1/16/07)
 ACC: 2 vs. Maryland (1/16/07)

MINUTES


Season: 22 vs. Boston College (2/4/09)
 Career: 23 at Virginia Tech (2/10/07)
 ACC: 23 at Virginia Tech (2/10/07)

2008-09 GAME-BY-GAME:

| Opponent | GP-GS | FG-FGA | 3FG-3FGA | FT-FTA | Off-Def | Total | A | TO | Blk | Stl | PF | Min | Pts |
|------------------|-------|--------|----------|--------|---------|-------|---|----|-----|-----|----|-----|-----|
| VMI | DNP | | | | | | | | | | | | |
| USF | DNP | | | | | | | | | | | | |
| Radford | 1-0 | 0-0 | 0-0 | 0-0 | 0-0 | 0 | 0 | 0 | 0 | 0 | 0 | 1 | 0 |
| Liberty | 2-0 | 0-0 | 0-0 | 0-0 | 0-0 | 0 | 0 | 0 | 0 | 0 | 0 | 0+ | 0 |
| at Syracuse | DNP | | | | | | | | | | | | |
| at Minnesota | DNP | | | | | | | | | | | | |
| Longwood | DNP | | | | | | | | | | | | |
| Auburn | DNP | | | | | | | | | | | | |
| Hampton | DNP | | | | | | | | | | | | |
| at Georgia Tech | DNP | | | | | | | | | | | | |
| Xavier | 3-0 | 0-0 | 0-0 | 2-2 | 0-2 | 2 | 1 | 0 | 0 | 0 | 2 | 9 | 2 |
| Brown | 4-0 | 1-1 | 0-0 | 0-0 | 0-1 | 1 | 1 | 0 | 0 | 1 | 0 | 6 | 2 |
| at Va. Tech | DNP | | | | | | | | | | | | |
| N. Carolina | 5-0 | 0-0 | 0-0 | 0-0 | 0-0 | 0 | 0 | 0 | 0 | 0 | 0 | 2 | 0 |
| at Maryland | 6-0 | 0-0 | 0-0 | 0-0 | 0-0 | 0 | 0 | 1 | 0 | 0 | 2 | 4 | 0 |
| Florida State | DNP | | | | | | | | | | | | |
| at Duke | 7-0 | 0-3 | 0-0 | 0-0 | 0-2 | 2 | 0 | 0 | 0 | 0 | 0 | 9 | 0 |
| Boston College | 8-0 | 1-4 | 0-0 | 0-0 | 1-1 | 2 | 0 | 0 | 0 | 0 | 5 | 22 | 2 |
| at N. Carolina | 9-1 | 1-2 | 0-0 | 0-0 | 1-1 | 2 | 1 | 2 | 0 | 0 | 1 | 14 | 2 |
| at Florida State | 10-2 | 0-2 | 0-0 | 0-0 | 2-1 | 3 | 0 | 2 | 0 | 0 | 1 | 13 | 0 |

CAREER STATISTICS

| Year | G-GS | Min-Avg. | FG-FGA | Pct. | 3FG-3FGA | Pct. | FT-FTA | Pct. | Off-Def. | Reb-Avg. | PF-DQ | Ast | TO | Blk | Stl | Pts-Avg |
|---------------|-------------|----------------|--------------|-------------|------------|-------------|--------------|-------------|--------------|---------------|-------------|-----------|-----------|----------|-----------|---------------|
| 2006-07 | 20-0 | 165-8.3 | 14-40 | .350 | 0-3 | .000 | 12-19 | .632 | 7-25 | 32-1.6 | 24-0 | 13 | 8 | 1 | 8 | 40-2.0 |
| ACC | 13-0 | 107-8.2 | 8-25 | .320 | 0-1 | .000 | 5-5 | 1.000 | 5-16 | 21-1.6 | 17-0 | 6 | 4 | 0 | 5 | 21-1.6 |
| 2007-08 | 15-0 | 100-6.7 | 11-24 | .458 | 0-2 | .000 | 13-17 | .765 | 4-16 | 20-1.3 | 6-0 | 5 | 6 | 0 | 3 | 35-2.3 |
| ACC | 9-0 | 68-7.6 | 7-15 | .467 | 0-2 | .000 | 5-6 | .833 | 1-12 | 13-1.4 | 4-0 | 3 | 4 | 0 | 3 | 19-2.1 |
| 2008-09 | 10-2 | 80-8.0 | 3-12 | .250 | 0-0 | .000 | 2-2 | 1.000 | 4-8 | 12-1.2 | 11-1 | 3 | 5 | 0 | 1 | 8-0.8 |
| ACC | 6-2 | 64-10.7 | 2-11 | .182 | 0-0 | .000 | 0-0 | .000 | 4-5 | 9-1.5 | 9-1 | 1 | 5 | 0 | 0 | 4-0.7 |
| CAREER | 45-2 | 345-7.7 | 28-76 | .368 | 0-5 | .000 | 27-38 | .711 | 15-49 | 64-1.4 | 41-1 | 21 | 19 | 1 | 12 | 83-1.8 |
| ACC | 28-2 | 239-8.5 | 17-51 | .333 | 0-3 | .000 | 10-11 | .909 | 10-33 | 43-1.5 | 30-1 | 10 | 13 | 0 | 8 | 44-1.6 |



JAMIL TUCKER

#12

Junior • Forward • 6-9 • 241 • Gary, Ind. • West Side H.S.

2008-09 SEASON:

- Had 10 points vs. Florida State at JPJA
- Scored a career-high 21 points at Maryland
- Had 12 points, five rebounds and two blocks vs. North Carolina
- Had a career-high three blocks at Virginia Tech
- Had eight points and five rebounds vs. Brown
- Had 15 points (6-7 FG, 3-3 3FG) at Georgia Tech, including the 3-pointer that tied the game with 14.7 seconds remaining in regulation to force overtime
- Had 10 points and six rebounds vs. Hampton
- Made first start of the season vs. Longwood and had his first career double-double (11 points, career-high 10 rebounds) and a career-high three assists
- Had a team-high 12 points on a career-high four 3-pointers at Minnesota
- Had four points and a team-high six rebounds vs. Radford
- Had 15 points and a team-high seven rebounds vs. USF
- Scored 14 points vs. VMI
- Had seven points in the exhibition vs. Shepherd

SINGLE GAME BESTS

POINTS

Season: 21 at Maryland (1/20/09)
 Career: 21 at Maryland (1/20/09)
 ACC: 21 at Maryland (1/20/09)

REBOUNDS

Season: 10 vs. Longwood (12/17/08)
 Career: 10 vs. Longwood (12/17/08)
 ACC: 9 at BC (1/13/07), at WF (2/9/08)

FG MADE

Season: 7 at Maryland (1/20/09)
 Career: 7 at Maryland (1/20/09)
 ACC: 7 at Maryland (1/20/09)

FG ATTEMPTS

Season: 13 vs. North Carolina (1/15/09)
 Career: 13 vs. North Carolina (1/15/09)
 ACC: 13 vs. North Carolina (1/15/09)

3 PT FG MADE

Season: 4 at Minn. (12/2/08), at Md. (1/20/09)
 Career: 4 at Minn. (12/2/08), at Md. (1/20/09)
 ACC: 4 at Maryland (1/20/09)

3 PT FG ATTEMPTS

Season: 8 at Minnesota (12/2/08)
 Career: 8 vs. ODU (3/24/08), at Minn. (12/2/08)
 ACC: 7 at Wake Forest (2/9/08)

FT MADE

Season: 5 vs. USF (11/19/08)
 Career: 5 vs. Hampton (12/19/07), vs. USF (11/19/08)
 ACC: 3 on three occasions

FT ATTEMPTS

Season: 8 vs. USF (11/19/08)
 Career: 8 vs. USF (11/19/08)
 ACC: 4 on four occasions

ASSISTS

Season: 3 vs. Longwood (12/17/08)
 Career: 3 vs. Longwood (12/17/08)
 ACC: 2 on four occasions

TURNOVERS

Season: 4 at Duke (2/1/09)
 Career: 4 at Duke (2/1/09)
 ACC: 4 at Duke (2/1/09)

BLOCKS

Season: 3 at Virginia Tech (1/10/09)
 Career: 3 at Virginia Tech (1/10/09)
 ACC: 3 at Virginia Tech (1/10/09)

STEALS

Season: 2 on three occasions
 Career: 2 on four occasions
 ACC: 2 at North Carolina (2/7/09)

MINUTES

Season: 27 vs. USF (11/19/08)
 Career: 30 at Wake Forest (2/9/08)
 ACC: 30 at Wake Forest (2/9/08)

2008-09 GAME-BY-GAME:

| Opponent | GP-GS | FG-FGA | 3FG-3FGA | FT-FTA | Off-Def | Total | A | TO | Blk | Stl | PF | Min | Pts |
|------------------|-------|--------|----------|--------|---------|-------|---|----|-----|-----|----|-----|-----|
| VMI | 1-0 | 6-8 | 0-1 | 2-4 | 0-3 | 3 | 0 | 2 | 1 | 0 | 2 | 17 | 14 |
| USF | 2-0 | 4-8 | 2-3 | 5-8 | 0-7 | 7 | 1 | 0 | 1 | 1 | 0 | 27 | 15 |
| Radford | 3-0 | 2-6 | 0-0 | 0-0 | 3-3 | 6 | 0 | 2 | 0 | 1 | 4 | 16 | 4 |
| Liberty | 4-0 | 0-0 | 0-0 | 0-0 | 1-0 | 1 | 0 | 1 | 0 | 0 | 0 | 6 | 0 |
| at Syracuse | 5-0 | 0-2 | 0-0 | 0-0 | 1-1 | 2 | 0 | 0 | 0 | 0 | 0 | 2 | 0 |
| at Minnesota | 6-0 | 4-8 | 4-8 | 0-0 | 1-3 | 4 | 0 | 1 | 0 | 2 | 3 | 22 | 12 |
| Longwood | 7-1 | 4-12 | 1-3 | 2-3 | 2-8 | 10 | 3 | 0 | 1 | 0 | 2 | 24 | 11 |
| Auburn | 8-2 | 0-2 | 0-1 | 0-0 | 0-1 | 1 | 0 | 0 | 1 | 0 | 2 | 9 | 0 |
| Hampton | 9-3 | 3-7 | 1-5 | 3-5 | 2-4 | 6 | 0 | 1 | 1 | 0 | 2 | 22 | 10 |
| at Georgia Tech | 10-3 | 6-7 | 3-3 | 0-0 | 0-6 | 6 | 2 | 2 | 0 | 0 | 4 | 24 | 15 |
| Xavier | 11-3 | 0-1 | 0-1 | 0-0 | 0-0 | 0 | 0 | 1 | 0 | 0 | 2 | 10 | 0 |
| Brown | 12-3 | 3-5 | 1-3 | 1-2 | 2-3 | 5 | 2 | 1 | 1 | 2 | 2 | 23 | 8 |
| at Va. Tech | 13-3 | 2-8 | 1-4 | 0-0 | 0-2 | 2 | 0 | 1 | 3 | 0 | 4 | 18 | 5 |
| N. Carolina | 14-3 | 5-13 | 0-4 | 2-2 | 2-3 | 5 | 1 | 0 | 2 | 1 | 2 | 26 | 12 |
| at Maryland | 15-3 | 7-12 | 4-6 | 3-3 | 2-1 | 3 | 0 | 1 | 1 | 1 | 1 | 26 | 21 |
| Florida State | 16-3 | 3-5 | 2-2 | 2-2 | 2-0 | 2 | 1 | 2 | 0 | 1 | 2 | 11 | 10 |
| at Duke | 17-3 | 0-3 | 0-0 | 0-0 | 1-2 | 3 | 0 | 4 | 0 | 0 | 2 | 21 | 0 |
| Boston College | 18-4 | 1-3 | 0-2 | 1-2 | 2-2 | 4 | 0 | 0 | 0 | 1 | 1 | 13 | 3 |
| at N. Carolina | 19-4 | 2-8 | 2-4 | 0-0 | 0-2 | 2 | 1 | 2 | 0 | 2 | 3 | 17 | 6 |
| at Florida State | 20-4 | 2-6 | 2-5 | 0-0 | 1-0 | 1 | 0 | 1 | 0 | 0 | 2 | 11 | 6 |

CAREER STATISTICS

| Year | G-GS | Min-Avg. | FG-FGA | Pct. | 3FG-3FGA | Pct. | FT-FTA | Pct. | Off-Def. | Reb-Avg. | PF-DQ | Ast | TO | Blk | Stl | Pts-Avg |
|---------------|-------------|------------------|----------------|-------------|---------------|-------------|--------------|-------------|---------------|----------------|--------------|-----------|-----------|-----------|-----------|----------------|
| 2006-07 | 29-0 | 291-10.0 | 32-73 | .438 | 21-43 | .488 | 15-27 | .556 | 16-44 | 60-2.1 | 39-0 | 3 | 19 | 6 | 3 | 100-3.4 |
| ACC | 13-0 | 113-8.7 | 15-32 | .469 | 11-19 | .579 | 8-13 | .615 | 7-20 | 27-2.1 | 20-0 | 0 | 9 | 0 | 1 | 49-3.8 |
| 2007-08 | 31-3 | 483-15.6 | 57-133 | .429 | 31-84 | .369 | 17-24 | .708 | 19-84 | 103-3.3 | 62-0 | 17 | 21 | 12 | 7 | 162-5.2 |
| ACC | 16-2 | 256-16.0 | 32-75 | .427 | 18-45 | .400 | 9-14 | .643 | 14-44 | 58-3.6 | 26-0 | 11 | 11 | 3 | 4 | 91-5.7 |
| 2008-09 | 20-4 | 345-17.3 | 54-124 | .435 | 23-55 | .418 | 21-31 | .677 | 22-51 | 73-3.7 | 40-0 | 11 | 22 | 12 | 12 | 152-7.6 |
| ACC | 9-1 | 167-18.6 | 28-65 | .431 | 14-30 | .467 | 8-9 | .889 | 10-18 | 28-3.1 | 21-0 | 5 | 13 | 6 | 6 | 78-8.7 |
| CAREER | 80-7 | 1119-14.0 | 143-330 | .433 | 75-182 | .412 | 53-82 | .646 | 57-179 | 236-3.0 | 141-0 | 31 | 62 | 30 | 22 | 414-5.2 |
| ACC | 38-3 | 536-14.1 | 75-172 | .436 | 43-94 | .457 | 25-36 | .694 | 31-82 | 113-3.0 | 67-0 | 16 | 33 | 9 | 11 | 218-5.7 |



SAMMY ZEGLINSKI

#13

Freshman • Guard • 6-0 • 179 • Philadelphia, Pa. • The William Penn Charter School

2008-09 SEASON:

- Leads the team in 3-point field goals made (28), assists (67) and steals (31)
- Had 11 points, five rebounds and two assists at North Carolina
- Had eight points and five assists at Duke
- Had a career-high five steals vs. Florida State at JPJA
- Had a career-high eight assists at Virginia Tech
- Scored 14 points vs. Brown
- Had eight points and six assists vs. Xavier
- Had nine points, a career-high six rebounds, and six assists at Ga. Tech
- Had 11 points, four assists and four steals vs. Hampton
- Had nine points and five assists (all in the second half) vs. Auburn
- Had 14 points, four rebounds and four assists vs. Longwood
- Had 10 points at Minnesota
- Had 14 points and four rebounds at Syracuse
- Scored a career-high 24 points (8-13 FG, 6-10 3FG) vs. Liberty in 1st career start
- Scored all 24 of his points vs. Liberty in the second half
- Had 11 points and five rebounds vs. Radford
- Had nine points, five rebounds and four assists vs. USF
- Had 11 points, six assists and four rebounds vs. VMI
- Had six assists and five rebounds in the exhibition vs. Shepherd

2008-09 GAME-BY-GAME:

| Opponent | GP-GS | FG-FGA | 3FG-3FGA | FT-FTA | Off-Def | Total | A | TO | Blk | Stl | PF | Min | Pts |
|------------------|-------|--------|----------|--------|---------|-------|---|----|-----|-----|----|-----|-----|
| VMI | 1-0 | 4-9 | 1-2 | 2-5 | 0-4 | 4 | 6 | 3 | 1 | 2 | 4 | 31 | 11 |
| USF | 2-0 | 2-7 | 1-3 | 4-4 | 1-4 | 5 | 4 | 1 | 0 | 1 | 4 | 22 | 9 |
| Radford | 3-0 | 4-8 | 0-1 | 3-3 | 0-5 | 5 | 1 | 2 | 0 | 1 | 3 | 26 | 11 |
| Liberty | 4-1 | 8-13 | 6-10 | 2-3 | 0-2 | 2 | 4 | 5 | 0 | 2 | 0 | 31 | 24 |
| at Syracuse | 5-2 | 6-12 | 2-5 | 0-0 | 0-4 | 4 | 2 | 5 | 0 | 2 | 5 | 29 | 14 |
| at Minnesota | 6-3 | 4-8 | 2-5 | 0-0 | 1-0 | 1 | 2 | 5 | 0 | 0 | 3 | 27 | 10 |
| Longwood | 7-4 | 5-8 | 3-5 | 1-2 | 0-4 | 4 | 4 | 3 | 0 | 1 | 3 | 24 | 14 |
| Auburn | 8-5 | 4-14 | 1-8 | 0-0 | 0-1 | 1 | 5 | 1 | 0 | 1 | 3 | 26 | 9 |
| Hampton | 9-6 | 3-8 | 3-4 | 2-2 | 1-2 | 3 | 4 | 3 | 1 | 4 | 0 | 30 | 11 |
| at Georgia Tech | 10-7 | 3-10 | 3-9 | 0-0 | 1-5 | 6 | 6 | 3 | 0 | 1 | 3 | 39 | 9 |
| Xavier | 11-8 | 3-12 | 2-5 | 0-0 | 0-2 | 2 | 6 | 2 | 0 | 2 | 5 | 27 | 8 |
| Brown | 12-9 | 7-12 | 0-1 | 0-0 | 0-2 | 2 | 2 | 2 | 0 | 2 | 3 | 29 | 14 |
| at Va. Tech | 13-10 | 2-7 | 0-4 | 0-2 | 0-2 | 2 | 8 | 2 | 0 | 0 | 2 | 31 | 4 |
| N. Carolina | 14-11 | 1-8 | 1-6 | 0-0 | 1-1 | 2 | 1 | 4 | 0 | 0 | 3 | 26 | 3 |
| at Maryland | 15-12 | 0-4 | 0-3 | 0-0 | 0-0 | 0 | 1 | 3 | 0 | 0 | 3 | 19 | 0 |
| Florida State | 16-13 | 2-5 | 0-2 | 4-8 | 0-2 | 2 | 0 | 4 | 0 | 5 | 2 | 18 | 8 |
| at Duke | 17-14 | 4-9 | 0-3 | 0-0 | 1-1 | 2 | 5 | 3 | 0 | 2 | 2 | 32 | 8 |
| Boston College | 18-15 | 1-5 | 0-2 | 1-2 | 1-0 | 1 | 1 | 0 | 0 | 3 | 1 | 14 | 3 |
| at N. Carolina | 19-15 | 4-11 | 2-6 | 1-2 | 1-4 | 5 | 2 | 1 | 0 | 1 | 2 | 31 | 11 |
| at Florida State | 20-15 | 3-9 | 1-7 | 0-0 | 0-2 | 2 | 3 | 1 | 0 | 1 | 2 | 24 | 7 |

SINGLE GAME BESTS

POINTS

Season: 24 vs. Liberty (11/25/08)
 Career: 24 vs. Liberty (11/25/08)
 ACC: 11 at North Carolina (2/7/09)

REBOUNDS

Season: 6 at Georgia Tech (12/28/08)
 Career: 6 at Georgia Tech (12/28/08)
 ACC: 6 at Georgia Tech (12/28/08)

FG MADE

Season: 8 vs. Liberty (11/25/08)
 Career: 8 vs. Liberty (11/25/08)
 ACC: 4 at Duke (2/1/09), at UNC (2/7/09)

FG ATTEMPTS

Season: 14 vs. Auburn (12/20/08)
 Career: 14 vs. Auburn (12/20/08)
 ACC: 11 at North Carolina (2/7/09)

3 PT FG MADE

Season: 6 vs. Liberty (11/25/08)
 Career: 6 vs. Liberty (11/25/08)
 ACC: 3 at Georgia Tech (12/28/08)

3 PT FG ATTEMPTS

Season: 10 vs. Liberty (11/25/08)
 Career: 10 vs. Liberty (11/25/08)
 ACC: 9 at Georgia Tech (12/28/08)

FT MADE

Season: 4 vs. USF (11/19/08), vs. FSU (1/24/09)
 Career: 4 vs. USF (11/19/08), vs. FSU (1/24/09)
 ACC: 4 vs. Florida State (1/24/09)

FT ATTEMPTS

Season: 8 vs. Florida State (1/24/09)
 Career: 8 vs. Florida State (1/24/09)
 ACC: 8 vs. Florida State (1/24/09)

ASSISTS

Season: 8 at Virginia Tech (1/10/09)
 Career: 8 at Virginia Tech (1/10/09)
 ACC: 8 at Virginia Tech (1/10/09)

TURNOVERS

Season: 5 on three occasions
 Career: 5 on three occasions
 ACC: 4 vs. UNC (1/15/09), vs. FSU (1/24/09)

BLOCKS

Season: 1 vs. VMI (11/16/08), vs. Hampton (12/23/08)
 Career: 1 on three occasions
 ACC: --

STEALS

Season: 5 vs. Florida State (1/24/09)
 Career: 5 vs. Florida State (1/24/09)
 ACC: 5 vs. Florida State (1/24/09)

MINUTES

Season: 39 at Georgia Tech (12/28/08)
 Career: 39 at Georgia Tech (12/28/08)
 ACC: 39 at Georgia Tech (12/28/08)

CAREER STATISTICS

| Year | G-GS | Min-Avg. | FG-FGA | Pct. | 3FG-3FGA | Pct. | FT-FTA | Pct. | Off-Def. | Reb-Avg. | PF-DQ | Ast | TO | Blk | Stl | Pts-Avg |
|---------------|--------------|-----------------|---------------|-------------|--------------|-------------|--------------|-------------|--------------|---------------|-------------|-----------|-----------|----------|-----------|----------------|
| 2007-08 | 8-0 | 62-7.8 | 3-12 | .250 | 1-7 | .143 | 0-2 | .000 | 3-6 | 9-1.1 | 8-0 | 15 | 9 | 1 | 3 | 7-0.9 |
| ACC | 0-0 | | | | | | | | | | | | | | | |
| 2008-09 | 20-15 | 536-26.8 | 70-179 | .391 | 28-91 | .308 | 20-33 | .606 | 8-47 | 55-2.8 | 53-2 | 67 | 53 | 2 | 31 | 188-9.4 |
| ACC | 9-7 | 234-26.0 | 20-68 | .294 | 7-42 | .167 | 6-14 | .429 | 5-17 | 22-2.4 | 20-0 | 27 | 21 | 0 | 13 | 53-5.9 |
| CAREER | 28-15 | 598-21.4 | 73-191 | .382 | 29-98 | .296 | 20-35 | .571 | 11-53 | 64-2.3 | 61-2 | 82 | 62 | 3 | 34 | 195-7.0 |
| ACC | 9-7 | 234-26.0 | 20-68 | .294 | 7-42 | .167 | 6-14 | .429 | 5-17 | 22-2.4 | 20-0 | 27 | 21 | 0 | 13 | 53-5.9 |



2008-09 VIRGINIA BASKETBALL

VIRGINIA TEAM AND INDIVIDUAL HIGHS FOR THE 2008-09 SEASON:

| TEAM | | | INDIVIDUAL | | |
|------------|------|---------------------------|-------------------------|-------|--|
| Points: | 107 | vs. VMI (107-97) | Points: | 32 | Syven Landesberg vs. Boston College |
| FG Att: | 82 | vs. UNC (25-82) | FG Att: | 23 | Syven Landesberg vs. Boston College |
| FG Made: | 43 | vs. VMI (43-79) | FG Made: | 13 | Syven Landesberg vs. Boston College |
| FG %: | 54.4 | vs. VMI (43-79) | FG % ⁽¹⁾ : | 85.7 | Jamil Tucker (6-7) at Georgia Tech |
| 3-FG Att: | 32 | vs. Liberty (13-32) | 3-FG Att: | 10 | Sammy Zeglinski (6-10) vs. Liberty |
| 3-FG Made: | 13 | vs. Liberty (13-32) | 3-FG Made: | 6 | Sammy Zeglinski (6-10) vs. Liberty |
| 3-FG %: | 50.0 | at North Carolina (10-20) | 3-FG % ⁽²⁾ : | 100.0 | Jamil Tucker (3-3) at Georgia Tech |
| FT Att: | 30 | vs. Florida St. (24-30) | FT Att: | 14 | Syven Landesberg (10-14) vs. Auburn |
| | | | | | Syven Landesberg (14-14) vs. Florida State |
| FT Made: | 24 | vs. Florida St. (24-30) | FT Made: | 14 | Syven Landesberg (14-14) vs. Florida State |
| FT %: | 85.7 | at Maryland (18-21) | FT % ⁽¹⁾ : | 100.0 | Syven Landesberg (14-14) vs. Florida State |
| Rebounds: | 50 | vs. VMI, vs. UNC | Rebounds: | 18 | Mike Scott vs. VMI |
| Assists: | 24 | vs. VMI | Assists: | 8 | Syven Landesberg vs. VMI |
| | | | | | Sammy Zeglinski at Virginia Tech |
| Turnovers: | 23 | at Duke | Turnovers: | 6 | Syven Landesberg vs. Longwood |
| | | | | | Syven Landesberg at Virginia Tech |
| | | | | | Syven Landesberg vs. Florida State |
| Blocks: | 10 | vs. Hampton, at VT | Blocks: | 4 | Assane Sene vs. Auburn |
| | | | | | Assane Sene at Virginia Tech |
| Steals: | 13 | vs. Boston College | Steals: | 5 | Sammy Zeglinski vs. Florida State |
| Fouls: | 28 | at Georgia Tech | | | |

OPPONENT TEAM AND INDIVIDUAL HIGHS FOR THE 2008-09 SEASON:

| TEAM | | | INDIVIDUAL | | |
|------------|------|----------------------|-------------------------|-------|--|
| Points: | 97 | VMI (107-97) | Points: | 31 | Chavis Holmes, VMI |
| FG Att: | 79 | VMI (37-79) | FG Att: | 23 | Dominique Jones (10-23), USF |
| FG Made: | 37 | VMI (37-79) | FG Made: | 11 | Chavis Holmes (11-20), VMI |
| FG %: | 56.6 | Liberty (30-53) | FG % ⁽¹⁾ : | 83.3 | Colton Iverson (5-6), at Minnesota |
| 3-FG Att: | 31 | VMI (9-31) | 3-FG Att: | 10 | Tay Waller (2-10), Auburn |
| | | | | | Lewis Clinch (3-10), at Georgia Tech |
| 3-FG Made: | 13 | Liberty (13-26) | 3-FG Made: | 6 | Kyle Ohman (6-8), Liberty |
| 3-FG %: | 53.3 | Florida State (8-15) | 3-FG % ⁽²⁾ : | 100.0 | Ty Lawson (3-3), North Carolina |
| FT Att: | 38 | at Syracuse (27-38) | FT Att: | 17 | Tyler Hansbrough (15-17), North Carolina |
| FT Made: | 27 | at Syracuse (27-38) | FT Made: | 15 | Tyler Hansbrough (15-17), North Carolina |
| FT %: | 93.3 | VMI (14-15) | FT % ⁽¹⁾ : | 100.0 | Tyrese Rice (8-8), Boston College |
| Rebounds: | 50 | at Georgia Tech | Rebounds: | 13 | Korvotney Barber, Auburn |
| | | | | | Tyler Hansbrough, at North Carolina |
| Assists: | 22 | at North Carolina | Assists: | 11 | Eric Hayes, at Maryland |
| Turnovers: | 22 | Florida State | Turnovers: | 7 | Iman Shumpert, at Georgia Tech |
| Blocks: | 10 | Radford, UNC | Blocks: | 6 | Eric Hall, Radford |
| Steals: | 15 | VMI | Steals: | 5 | Al Nolen, at Minnesota |
| Fouls: | 28 | VMI | | | |

VIRGINIA AND OPPONENT TEAM LOWS FOR THE 2008-09 SEASON:

| VIRGINIA | | | OPPONENT | | |
|------------|------|---------------------------|------------|------|---|
| Points: | 54 | at Duke (54-79) | Points: | 48 | Hampton (74-48) |
| FG Att: | 48 | vs. Florida State (17-48) | FG Att: | 45 | at Syracuse (21-45) |
| FG Made: | 16 | at Minnesota (16-51) | FG Made: | 18 | Brown (18-51) |
| FG %: | 30.5 | vs. N.Carolina (25-82) | FG %: | 28.8 | Hampton (19-66) |
| 3-FG Att: | 9 | vs. Radford (1-9) | 3-FG Att: | 10 | at Virginia Tech (5-10), at Maryland (5-10) |
| 3-FG Made: | 1 | vs. Radford (1-9) | 3-FG Made: | 4 | Radford (4-12) |
| | | | | | at Syracuse (4-13) |
| 3-FG %: | 7.1 | vs. Boston College (1-14) | 3-FG %: | 22.2 | Auburn (6-27) |
| FT Att: | 7 | at North Carolina (5-7) | FT Att: | 9 | Brown (7-9) |
| FT Made: | 4 | at Florida State (4-8) | FT Made: | 5 | Hampton (5-12) |
| FT %: | 50.0 | at Florida State (4-8) | FT %: | 41.7 | Hampton (5-12) |
| Rebounds: | 25 | vs. Florida State | Rebounds: | 23 | Liberty, Longwood |
| Assists: | 4 | vs. Radford | Assists: | 7 | Radford |
| Turnovers: | 7 | vs. Brown, vs. BC | Turnovers: | 9 | North Carolina, at Duke |
| Blocks: | 0 | at Florida State | Blocks: | 0 | Liberty |
| Steals: | 2 | vs. Longwood, at Ga. Tech | Steals: | 2 | USF, BC |
| Fouls: | 12 | vs. Hampton | Fouls: | 9 | North Carolina, at North Carolina |

(1) - Min. 5 made; (2) Min. 3 made



2008-09 VIRGINIA BASKETBALL

THE CAVALIERS' RECORD IN 2008-09 WHEN UVa:

| | |
|---|------|
| leads at halftime..... | 5-2 |
| trails at halftime..... | 1-11 |
| tied at halftime..... | 1-0 |
| goes into overtime..... | 1-0 |
| leads by 10 or more points..... | 5-1 |
| trails by 10 or more points..... | 0-11 |
| shoots 50% or better..... | 2-1 |
| shoots less than 50%..... | 5-12 |
| shoots less than 45%..... | 4-10 |
| shoots less than 40%..... | 1-8 |
| opponent shoots 50% or better..... | 0-4 |
| opponent shoots less than 50%..... | 7-9 |
| opponent shoots less than 45%..... | 5-6 |
| opponent shoots less than 40%..... | 4-1 |
| has higher FG% than opponent..... | 5-2 |
| has lower FG% than opponent..... | 2-11 |
| has same FG% as opponent..... | 0-0 |
| outrebounds its opponent..... | 5-7 |
| is outrebounded by opponent..... | 1-6 |
| has same rebounds as opponent..... | 1-0 |
| has more offensive rebounds than opponent..... | 5-7 |
| has fewer offensive rebounds than opponent..... | 2-6 |
| has same offensive rebounds as opponent..... | 0-0 |
| has fewer turnovers than opponent..... | 4-3 |
| has more turnovers than opponent..... | 3-8 |
| has same turnovers as opponent..... | 0-2 |
| has fewer than 10 turnovers..... | 1-1 |
| opponent has fewer than 10 turnovers..... | 0-2 |
| shoots more FTs than opponent..... | 5-3 |
| shoots fewer FTs than opponent..... | 2-10 |
| shoots the same FTs as opponent..... | 0-0 |
| has game decided by 10 points or less..... | 4-7 |
| has game decided by 5 points or less..... | 3-4 |
| scores <60 points..... | 0-4 |
| scores 60-69 points..... | 1-3 |
| scores 70-79 points..... | 3-5 |
| scores 80-89 points..... | 1-1 |
| scores 90+ points..... | 2-0 |
| allows <60 points..... | 2-1 |
| allows 60-69 points..... | 2-2 |
| allows 70-79 points..... | 1-5 |
| allows 80-89 points..... | 1-5 |
| allows 90+ points..... | 1-0 |
| wins the tip..... | 7-1 |
| loses the tip..... | 0-12 |

VIRGINIA IN ITS 7 WINS:

| | |
|-------------------------------------|------------------|
| UVa's FG percentage..... | 45.2 (212-469) |
| UVa's FT percentage..... | 71.9 (120-167) |
| UVa's 3FG percentage..... | 28.6 (34-119) |
| UVa's offensive rebounds /game..... | 15.7 (110) |
| UVa's rebounds/game..... | 44.4 (311) |
| UVa's rebound margin/game..... | +8.3 (44.4-36.1) |
| UVa's assists/game..... | 13.4 (94) |
| UVa's turnovers/game..... | 13.4 (94) |
| UVa's points/game..... | 82.6 (578) |
| Opponent's FG percentage..... | 40.4 (186-460) |
| Opponent's points./game..... | 68.7 (481) |
| Opponent's turnovers/game..... | 14.9 (104) |
| Opponent's FT attempts/game..... | 16.7 (117) |

VIRGINIA IN ITS 13 LOSSES:

| | |
|-------------------------------------|------------------|
| UVa's FG percentage..... | 38.6 (300-778) |
| UVa's FT percentage..... | 76.3 (177-232) |
| UVa's 3FG percentage..... | 30.0 (75-250) |
| UVa's offensive rebounds /game..... | 12.8 (166) |
| UVa's rebounds/game..... | 35.4 (460) |
| UVa's rebound margin/game..... | -0.1 (35.4-35.5) |
| UVa's assists/game..... | 11.8 (154) |
| UVa's turnovers/game..... | 14.6 (190) |
| UVa's points/game..... | 65.5 (852) |
| Opponent's FG percentage..... | 45.9 (341-743) |
| Opponent's points./game..... | 76.0 (988) |
| Opponent's turnovers/game..... | 12.8 (167) |
| Opponent's FT attempts/game..... | 22.3 (290) |



2008-09 VIRGINIA BASKETBALL

VIRGINIA'S LEADING PERFORMERS IN 2008-09 ...

| OPPONENT | SCORE | POINTS | REBOUNDS | ASSISTS |
|-------------------|------------|-----------------|-------------------------------|-------------------------------|
| VMI | 107-97 | Landesberg (28) | Scott (18) | Landesberg (8) |
| USF | 77-75 | Landesberg (21) | Tucker (7) | Zeglinski (4) |
| Radford | 68-66 | Landesberg (22) | Tucker (6) | Four players (1) |
| Liberty | 82-86 | Zeglinski (24) | Scott (17) | Baker (5) |
| at Syracuse | 70-73 | Landesberg (16) | Scott (10) | Scott (4) |
| at Minnesota | 56-66 | Tucker (12) | Landesberg (6), Scott (6) | Five Players (2) |
| Longwood | 90-61 | Landesberg (20) | Tucker (10) | Zeglinski (4) |
| Auburn | 56-58 | Landesberg (22) | Sene (9) | Zeglinski (5) |
| Hampton | 74-48 | Scott (17) | Scott (15) | Zeglinski (4) |
| at Georgia Tech | 88-84 (ot) | Landesberg (26) | Scott (10) | Zeglinski (6) |
| Xavier | 70-84 | Landesberg (25) | Sene (11) | Zeglinski (6) |
| Brown | 74-50 | Scott (15) | Scott (10) | Baker (3) |
| at Virginia Tech | 75-78 | Landesberg (20) | Sene (8), Landesberg (8) | Zeglinski (8) |
| North Carolina | 61-83 | Tucker (12) | Sene (10) | Farrakhan (4) |
| at Maryland | 78-84 | Tucker (21) | Landesberg (11) | Landesberg (3), Baker (3) |
| Florida State | 62-73 | Landesberg (24) | Landesberg (6) | Baker (3) |
| at Duke | 54-79 | Landesberg (20) | Jones (5) | Zeglinski (5) |
| Boston College | 70-80 | Landesberg (32) | Sene (13) | Baker (4) |
| at North Carolina | 61-76 | Jones (19) | Landesberg (5), Zeglinski (5) | Landesberg (5), Jones (5) |
| at Florida State | 57-68 | Landesberg (14) | Scott (9) | Landesberg (3), Zeglinski (3) |

ADDITIONAL TEAM INFORMATION ...

| | |
|---|---|
| Led in scoring: | Landesberg (13), Tucker (3), Scott (2), Jones (1), Zeglinski (1) |
| Led in rebounding: | Scott (8), Landesberg (5), Sene (5), Tucker (3), Jones (1), Zeglinski (1) |
| Led in assists: | Zeglinski (11), Baker (7), Landesberg (5), Scott (3), Farrakhan (2), Diane (1), Jones (1) |
| 20-point or more games (14): | Landesberg (11), Scott (1), Tucker (1), Zeglinski (1) |
| Double figure scoring (61): | Landesberg (16), Scott (11), Tucker (9), Zeglinski (9), Baker (6), Farrakhan (4), Jones (3), Diane (2), Meynsse (1) |
| Double figure rebounds (12): | Scott (7), Sene (3), Landesberg (1), Tucker (1) |
| Double-doubles (7): | Scott (6), Tucker (1) |
| Largest halftime lead: | 15 vs. Longwood, Dec. 17 (42-27) |
| Largest halftime deficit: | 22 at Duke, Feb. 1 (21-43) |
| Largest halftime deficit overcome in a victory: | 2 vs. Radford, Nov. 21 (27-29) |
| Largest halftime lead surrendered in a loss: | 11 at Syracuse, Nov. 28 (40-29) |
| Largest deficit overcome in a victory: | 8 vs. USF, Nov. 19 (USF led 10-2 @ 14:59 1st half) |
| Largest lead surrendered in a loss: | 13 at Syracuse, Nov. 28 (UVA led 40-27 @ 0:30 1st half) |
| Largest deficit at any time: | 28 vs. Xavier, Jan. 3 (XU led 60-32 @ 13:00 2nd half) |
| Largest lead at any time: | 29 vs. Longwood, Dec. 17 (UVA led 90-61 @ 0:31 2nd half) |
| Most consecutive points scored: | 16 vs. Longwood |
| Most consecutive points allowed: | 19 by Xavier |

The Automated ScoreBook
Virginia Season Schedule/Results & Leaders (as of Feb 10, 2009)
All games

| RECORD: | OVERALL | HOME | AWAY | NEUTRAL |
|----------------|----------------|-------------|-------------|----------------|
| ALL GAMES | 7-13 | 6-6 | 1-7 | 0-0 |
| CONFERENCE | 1-8 | 0-3 | 1-5 | 0-0 |
| NON-CONFERENCE | 6-5 | 6-3 | 0-2 | 0-0 |

| Date | Opponent | Score | Att. | High Points | High Rebounds |
|-------------|--------------------|--------------|-------------|-----------------------|--|
| 11/16/08 | VMI | W 107-97 | 9955 | (28)Sylven Landesberg | (18)Mike Scott |
| 11/19/08 | USF | W 77-75 | 8810 | (21)Sylven Landesberg | (7)Jamil Tucker |
| 11/21/08 | RADFORD | W 68-66 | 10311 | (22)Sylven Landesberg | (6)Jamil Tucker |
| 11/25/08 | LIBERTY | 82-86 L | 9263 | (24)Sammy Zeglinski | (17)Mike Scott |
| 11/28/08 | at Syracuse | 70-73 L | 22096 | (16)Sylven Landesberg | (10)Mike Scott |
| 12/02/08 | at Minnesota | 56-66 L | 12424 | (12)Jamil Tucker | (6)Sylven Landesberg (6)Mike Scott |
| 12/17/08 | LONGWOOD | W 90-61 | 8543 | (20)Sylven Landesberg | (10)Jamil Tucker |
| 12/20/08 | AUBURN | 56-58 L | 11070 | (22)Sylven Landesberg | (9)Assane Sene |
| 12/23/08 | HAMPTON | W 74-48 | 9158 | (17)Mike Scott | (15)Mike Scott |
| 12/28/08 | *at Georgia Tech | WOT 88-84 | 7230 | (26)Sylven Landesberg | (10)Mike Scott |
| 01/03/09 | XAVIER | 70-84 L | 10174 | (25)Sylven Landesberg | (11)Assane Sene |
| 01/06/09 | BROWN | W 74-50 | 8357 | (15)Mike Scott | (10)Mike Scott |
| 01/10/09 | *at Virginia Tech | 75-78 L | 9847 | (20)Sylven Landesberg | (8)Sylven Landesberg (8)Assane Sene |
| 01/15/09 | *NORTH CAROLINA | 61-83 L | 13811 | (12)Jamil Tucker | (10)Assane Sene |
| 01/20/09 | *at Maryland | 78-84 L | 16205 | (21)Jamil Tucker | (11)Sylven Landesberg |
| 01/24/09 | *FLORIDA STATE | 62-73 L | 10981 | (24)Sylven Landesberg | (6)Sylven Landesberg |
| 2/1/09 | *at Duke | 54-79 L | 9314 | (20)Sylven Landesberg | (5)Jeff Jones |
| 02/04/09 | *BOSTON COLLEGE | 70-80 L | 9631 | (32)Sylven Landesberg | (13)Assane Sene |
| 02/07/09 | *at North Carolina | 61-76 L | 20879 | (19)Jeff Jones | (5)Sammy Zeglinski (5)Sylven Landesberg |
| 02/10/09 | *at Florida State | 57-68 L | 7921 | (14)Sylven Landesberg | (9)Mike Scott |

* - Conference game

| Attendance Summary | Games | Attend | Avg/Game |
|---------------------------|--------------|---------------|-----------------|
| Home | 12 | 120064 | 10005 |
| Away | 8 | 105916 | 13240 |
| Neutral | 0 | 0 | 0 |
| Total | 20 | 225980 | 11299 |

The Automated ScoreBook
Virginia Points-Rebounds-Assists (as of Feb 10, 2009)
All games

| Opponent | Date | Score | | 02 | 04 | 05 | 12 | 13 | 15 | 21 |
|-------------------|----------|--------|---|-----------|------------|------------|------------|------------|-----------|------------|
| | | | | FARRAKHAN | BAKER,CALV | SENE,ASSAN | TUCKER,JAM | ZEGLINSKI, | LANDESBER | SOROYE,TUN |
| VMI | 11/16/08 | 107-97 | w | 2-0-0 | 4-5-7 | DNP | 14-3-0 | 11-4-6 | 28-8-8 | DNP |
| USF | 11/19/08 | 77-75 | w | 0-0-0 | 3-1-2 | DNP | 15-7-1 | 9-5-4 | 21-4-0 | 3-6-0 |
| RADFORD | 11/21/08 | 68-66 | w | 0-1-0 | 9-0-1 | DNP | 4-6-0 | 11-5-1 | 22-4-0 | 8-5-0 |
| LIBERTY | 11/25/08 | 82-86 | L | 5-0-1 | 15-3-5 | DNP | 0-1-0 | 24-2-4 | 17-9-2 | DNP |
| at Syracuse | 11/28/08 | 70-73 | L | 2-0-0 | 14-3-3 | 1-1-1 | 0-2-0 | 14-4-2 | 16-3-3 | 0-1-0 |
| at Minnesota | 12/02/08 | 56-66 | L | 4-2-2 | 9-2-2 | 2-4-0 | 12-4-0 | 10-1-2 | 10-6-2 | DNP |
| LONGWOOD | 12/17/08 | 90-61 | w | 5-0-0 | 14-6-3 | 6-5-1 | 11-10-3 | 14-4-4 | 20-9-1 | DNP |
| AUBURN | 12/20/08 | 56-58 | L | DNP | 9-4-4 | 2-9-2 | 0-1-0 | 9-1-5 | 22-6-1 | DNP |
| HAMPTON | 12/23/08 | 74-48 | w | 10-1-2 | 5-3-3 | 2-6-0 | 10-6-0 | 11-3-4 | 9-3-3 | 2-1-1 |
| at Georgia Tech | 12/28/08 | 88-84 | w | 12-1-1 | 13-5-0 | 2-1-0 | 15-6-2 | 9-6-6 | 26-6-5 | 0-0-0 |
| XAVIER | 01/03/09 | 70-84 | L | 5-1-0 | 0-1-0 | 6-11-1 | 0-0-0 | 8-2-6 | 25-7-4 | 0-0-0 |
| BROWN | 01/06/09 | 74-50 | w | 9-1-1 | 0-2-3 | 6-3-1 | 8-5-2 | 14-2-2 | 4-5-0 | DNP |
| at Virginia Tech | 01/10/09 | 75-78 | L | 17-0-0 | 3-1-2 | 6-8-0 | 5-2-0 | 4-2-8 | 20-8-5 | 0-1-0 |
| NORTH CAROLINA | 01/15/09 | 61-83 | L | 10-1-4 | 11-1-2 | 2-10-0 | 12-5-1 | 3-2-1 | 2-4-1 | DNP |
| at Maryland | 01/20/09 | 78-84 | L | 2-1-1 | 16-0-3 | 4-7-0 | 21-3-0 | 0-0-1 | 7-11-3 | DNP |
| FLORIDA STATE | 01/24/09 | 62-73 | L | 0-1-0 | 6-4-3 | 0-1-0 | 10-2-1 | 8-2-0 | 24-6-2 | 0-0-0 |
| at Duke | 2/1/09 | 54-79 | L | 2-1-1 | 3-2-1 | 4-2-0 | 0-3-0 | 8-2-5 | 20-2-1 | DNP |
| BOSTON COLLEGE | 02/04/09 | 70-80 | L | 0-0-0 | 8-0-4 | 5-13-0 | 3-4-0 | 3-1-1 | 32-6-3 | DNP |
| at North Carolina | 02/07/09 | 61-76 | L | DNP | 3-3-2 | 0-3-0 | 6-2-1 | 11-5-2 | 16-5-5 | 2-3-0 |
| at Florida State | 02/10/09 | 57-68 | L | 0-1-0 | 8-2-1 | 2-5-0 | 6-1-0 | 7-2-3 | 14-6-3 | 4-3-0 |

| Opponent | Date | Score | | 22 | 23 | 24 | 25 | 32 | 45 | 55 |
|-------------------|----------|--------|---|------------|------------|------------|-----------|------------|------------|------------|
| | | | | SHERRILL,W | JONES,JEFF | DIANE,MAMA | BRANDENBU | SCOTT,MIKE | TAT,SOLOMO | MEYINSSE,J |
| VMI | 11/16/08 | 107-97 | w | DNP | 8-3-2 | 14-7-1 | DNP | 26-18-0 | DNP | DNP |
| USF | 11/19/08 | 77-75 | w | DNP | 3-0-1 | 13-3-1 | DNP | 10-6-1 | DNP | 0-0-0 |
| RADFORD | 11/21/08 | 68-66 | w | 0-3-0 | 6-2-0 | 3-5-1 | 0-1-0 | 5-5-1 | 0-0-0 | 0-0-0 |
| LIBERTY | 11/25/08 | 82-86 | L | DNP | 10-1-3 | 0-2-2 | DNP | 9-17-1 | 0-0-0 | 2-1-0 |
| at Syracuse | 11/28/08 | 70-73 | L | DNP | 3-2-1 | 0-2-0 | DNP | 10-10-4 | DNP | 10-8-0 |
| at Minnesota | 12/02/08 | 56-66 | L | DNP | DNP | 4-1-1 | DNP | 0-6-2 | DNP | 5-5-0 |
| LONGWOOD | 12/17/08 | 90-61 | w | 0-0-0 | 7-3-0 | 3-1-0 | 2-1-0 | 8-6-0 | DNP | 0-1-0 |
| AUBURN | 12/20/08 | 56-58 | L | DNP | 5-1-1 | 0-0-0 | DNP | 9-3-0 | DNP | 0-1-0 |
| HAMPTON | 12/23/08 | 74-48 | w | 0-0-1 | 2-1-1 | 4-3-0 | 2-2-0 | 17-15-1 | DNP | 0-0-0 |
| at Georgia Tech | 12/28/08 | 88-84 | w | DNP | 0-0-0 | 0-1-1 | DNP | 11-10-1 | DNP | 0-2-0 |
| XAVIER | 01/03/09 | 70-84 | L | DNP | 1-0-0 | 7-2-0 | DNP | 16-5-0 | 2-2-1 | 0-0-0 |
| BROWN | 01/06/09 | 74-50 | w | 0-0-0 | 3-3-0 | 7-1-1 | 2-1-0 | 15-10-0 | 2-1-1 | 4-3-1 |
| at Virginia Tech | 01/10/09 | 75-78 | L | DNP | DNP | 4-2-0 | DNP | 16-6-0 | DNP | 0-0-0 |
| NORTH CAROLINA | 01/15/09 | 61-83 | L | 0-0-0 | 6-4-0 | 4-5-0 | 0-0-0 | 11-7-0 | 0-0-0 | 0-1-0 |
| at Maryland | 01/20/09 | 78-84 | L | DNP | 0-0-0 | 9-1-2 | 0-0-0 | 16-10-0 | 0-0-0 | 3-1-0 |
| FLORIDA STATE | 01/24/09 | 62-73 | L | DNP | 8-1-0 | 3-1-1 | DNP | 2-4-1 | DNP | 1-2-0 |
| at Duke | 2/1/09 | 54-79 | L | 0-0-0 | 3-5-2 | 0-2-0 | DNP | 10-4-0 | 0-2-0 | 4-2-0 |
| BOSTON COLLEGE | 02/04/09 | 70-80 | L | DNP | 10-5-0 | 0-0-0 | DNP | 7-0-0 | 2-2-0 | 0-0-0 |
| at North Carolina | 02/07/09 | 61-76 | L | 0-0-0 | 19-4-5 | DNP | 0-0-0 | 2-2-1 | 2-2-1 | DNP |
| at Florida State | 02/10/09 | 57-68 | L | DNP | 8-4-1 | DNP | DNP | 8-9-1 | 0-3-0 | DNP |

The Automated ScoreBook
Virginia Team Game-by-Game Comparison (as of Feb 10, 2009)
All games

| Opponent | 1st | 2nd | Score | Mar | Total FG | FG Pct | 3-Pointers | 3FG Pct | Free Throws | FT Pct | Rebounds | Assist | T/Over | Block | Steal | Fouls |
|----------------|-------|-------|--------|------|-------------|-----------|-------------|-----------|-------------|-----------|------------|--------|--------|-------|-------|-------|
| VMI | 51/45 | 56/52 | 107-97 | +10 | 43-79/37-79 | .544/.468 | 3-16/9-31 | .188/.290 | 18-28/14-15 | .643/.933 | 50/35 +15 | 24/17 | 20/19 | 4/3 | 12/15 | 14/28 |
| USF | 34/34 | 43/41 | 77-75 | +2 | 27-67/32-65 | .403/.492 | 5-19/5-15 | .263/.333 | 18-28/6-12 | .643/.500 | 39/39 - | 10/13 | 10/14 | 3/4 | 8/2 | 15/19 |
| RADFORD | 27/29 | 41/37 | 68-66 | +2 | 24-65/24-62 | .369/.387 | 1-9/4-12 | .111/.333 | 19-24/14-25 | .792/.560 | 43/40 +3 | 4/7 | 14/15 | 3/10 | 6/3 | 24/25 |
| LIBERTY | 32/35 | 50/51 | 82-86 | (4) | 27-58/30-53 | .466/.566 | 13-32/13-26 | .406/.500 | 15-19/13-20 | .789/.650 | 37/23 +14 | 18/21 | 14/11 | 1/0 | 5/5 | 18/17 |
| Syracuse | 40/29 | 30/44 | 70-73 | (3) | 27-64/21-45 | .422/.467 | 4-14/4-13 | .286/.308 | 12-17/27-38 | .706/.711 | 38/33 +5 | 14/15 | 12/15 | 2/9 | 10/6 | 27/15 |
| Minnesota | 29/32 | 27/34 | 56-66 | (10) | 16-51/22-53 | .314/.415 | 6-20/6-24 | .300/.250 | 18-22/16-21 | .818/.762 | 40/32 +8 | 11/15 | 19/12 | 2/7 | 5/10 | 20/15 |
| LONGWOOD | 42/27 | 48/34 | 90-61 | +29 | 33-64/25-65 | .516/.385 | 6-16/5-22 | .375/.227 | 18-24/6-11 | .750/.545 | 49/23 +26 | 12/12 | 17/13 | 5/5 | 2/6 | 14/21 |
| AUBURN | 21/32 | 35/26 | 56-58 | (2) | 18-49/22-64 | .367/.344 | 5-18/6-27 | .278/.222 | 15-21/8-15 | .714/.533 | 30/44 (14) | 13/9 | 12/12 | 6/4 | 8/6 | 14/17 |
| HAMPTON | 38/27 | 36/21 | 74-48 | +26 | 25-62/19-66 | .403/.288 | 7-23/5-22 | .304/.227 | 17-20/5-12 | .850/.417 | 47/37 +10 | 16/11 | 13/14 | 10/7 | 6/6 | 12/18 |
| Georgia Tech | 44/37 | 30/37 | 88-84 | +4 | 31-70/31-72 | .443/.431 | 9-23/6-18 | .391/.333 | 17-22/16-33 | .773/.485 | 42/50 (8) | 16/11 | 13/12 | 6/4 | 2/7 | 28/21 |
| XAVIER | 26/42 | 44/42 | 70-84 | (14) | 24-64/29-65 | .375/.446 | 5-15/9-22 | .333/.409 | 17-21/17-25 | .810/.680 | 35/44 (9) | 12/15 | 12/10 | 3/5 | 4/4 | 23/19 |
| BROWN | 39/29 | 35/21 | 74-50 | +24 | 29-62/18-51 | .468/.353 | 3-13/7-17 | .231/.412 | 13-21/7-9 | .619/.778 | 41/29 +12 | 12/12 | 7/17 | 6/4 | 9/5 | 15/14 |
| Virginia Tech | 33/40 | 42/38 | 75-78 | (3) | 29-55/28-63 | .527/.444 | 7-17/5-10 | .412/.500 | 10-15/17-25 | .667/.680 | 33/32 +1 | 15/12 | 17/11 | 10/3 | 3/7 | 23/15 |
| NORTH CAROLINA | 36/50 | 25/33 | 61-83 | (22) | 25-82/27-64 | .305/.422 | 4-27/5-14 | .148/.357 | 7-9/24-28 | .778/.857 | 50/47 +3 | 9/21 | 10/9 | 6/10 | 4/3 | 17/9 |
| Maryland | 30/45 | 48/39 | 78-84 | (6) | 27-59/29-54 | .458/.537 | 6-20/5-10 | .300/.500 | 18-21/21-24 | .857/.875 | 35/25 +10 | 10/20 | 19/13 | 2/3 | 3/11 | 21/16 |
| FLORIDA STATE | 16/30 | 46/43 | 62-73 | (11) | 17-48/27-54 | .354/.500 | 4-14/8-15 | .286/.533 | 24-30/11-13 | .800/.846 | 25/31 (6) | 8/16 | 19/22 | 4/4 | 12/9 | 13/22 |
| Duke | 21/43 | 33/36 | 54-79 | (25) | 21-49/31-67 | .429/.463 | 3-12/9-27 | .250/.333 | 9-13/8-14 | .692/.571 | 29/34 (5) | 10/15 | 23/9 | 3/3 | 4/9 | 18/17 |
| BOSTON COLLEGE | 22/42 | 48/38 | 70-80 | (10) | 23-69/24-47 | .333/.511 | 1-14/6-17 | .071/.353 | 23-29/26-31 | .793/.839 | 32/41 (9) | 8/13 | 7/20 | 5/5 | 13/2 | 26/22 |
| North Carolina | 25/33 | 36/43 | 61-76 | (15) | 23-63/28-67 | .365/.418 | 10-20/9-25 | .500/.360 | 5-7/11-17 | .714/.647 | 34/46 (12) | 17/22 | 12/12 | 3/6 | 9/5 | 16/9 |
| Florida State | 22/20 | 35/48 | 57-68 | (11) | 23-67/23-47 | .343/.489 | 7-27/9-21 | .259/.429 | 4-8/13-19 | .500/.684 | 42/30 +12 | 9/18 | 14/11 | 0/6 | 6/8 | 22/11 |

Note: Game totals are displayed in the format TEAM/OPPONENT for each category

The Automated ScoreBook
Virginia Game-by-Game Highs (as of Feb 10, 2009)
All games

| Opponent | Date | Score | Points | Rebounds | Assists | Steals | Blocked shots |
|-------------------|----------|--------|----------------------|--|--|--|---|
| VMI | 11/16/08 | 107-97 | 28-Sylven Landesberg | 18-Mike Scott | 8-Sylven Landesberg | 4-Calvin Baker | 1-Sammy Zeglinski Mamadi Diane Jamil Tucker Jeff Jones |
| USF | 11/19/08 | 77-75 | 21-Sylven Landesberg | 7-Jamil Tucker | 4-Sammy Zeglinski | 3-Sylven Landesberg | 2-Tunji Soroye |
| RADFORD | 11/21/08 | 68-66 | 22-Sylven Landesberg | 6-Jamil Tucker | 1-Sammy Zeglinski Calvin Baker Mamadi Diane Mike Scott | 2-Tunji Soroye | 2-Tunji Soroye |
| LIBERTY | 11/25/08 | 82-86 | 24-Sammy Zeglinski | 17-Mike Scott | 5-Calvin Baker | 2-Jeff Jones Sammy Zeglinski | 1-Mamadi Diane |
| at Syracuse | 11/28/08 | 70-73 | 16-Sylven Landesberg | 10-Mike Scott | 4-Mike Scott | 4-Calvin Baker | 1-Jerome Meyinsse Assane Sene |
| at Minnesota | 12/02/08 | 56-66 | 12-Jamil Tucker | 6-Mike Scott Sylven Landesberg | 2-Sammy Zeglinski Mike Scott Sylven Landesberg Mustapha Farrakhan Calvin Baker | 2-Mustapha Farrakhan Jamil Tucker | 1-Mamadi Diane Jerome Meyinsse |
| LONGWOOD | 12/17/08 | 90-61 | 20-Sylven Landesberg | 10-Jamil Tucker | 4-Sammy Zeglinski | 1-Calvin Baker Sammy Zeglinski | 2-Assane Sene |
| AUBURN | 12/20/08 | 56-58 | 22-Sylven Landesberg | 9-Assane Sene | 5-Sammy Zeglinski | 3-Mike Scott | 4-Assane Sene |
| HAMPTON | 12/23/08 | 74-48 | 17-Mike Scott | 15-Mike Scott | 4-Sammy Zeglinski | 4-Sammy Zeglinski | 2-Mike Scott Jerome Meyinsse Assane Sene Tunji Soroye |
| at Georgia Tech | 12/28/08 | 88-84 | 26-Sylven Landesberg | 10-Mike Scott | 6-Sammy Zeglinski | 1-Calvin Baker Sammy Zeglinski | 2-Mike Scott Jerome Meyinsse Assane Sene |
| XAVIER | 01/03/09 | 70-84 | 25-Sylven Landesberg | 11-Assane Sene | 6-Sammy Zeglinski | 2-Sammy Zeglinski | 2-Assane Sene |
| BROWN | 01/06/09 | 74-50 | 15-Mike Scott | 10-Mike Scott | 3-Calvin Baker | 2-Sammy Zeglinski Jamil Tucker Calvin Baker | 3-Assane Sene |
| at Virginia Tech | 01/10/09 | 75-78 | 20-Sylven Landesberg | 8-Assane Sene Sylven Landesberg | 8-Sammy Zeglinski | 1-Sylven Landesberg Mamadi Diane Jerome Meyinsse | 4-Assane Sene |
| NORTH CAROLINA | 01/15/09 | 61-83 | 12-Jamil Tucker | 10-Assane Sene | 4-Mustapha Farrakhan | 2-Calvin Baker | 2-Jamil Tucker Mustapha Farrakhan |
| at Maryland | 01/20/09 | 78-84 | 21-Jamil Tucker | 11-Sylven Landesberg | 3-Calvin Baker Sylven Landesberg | 1-Mamadi Diane Jamil Tucker Mike Scott | 1-Mamadi Diane Jamil Tucker |
| FLORIDA STATE | 01/24/09 | 62-73 | 24-Sylven Landesberg | 6-Sylven Landesberg | 3-Calvin Baker | 5-Sammy Zeglinski | 3-Assane Sene |
| at Duke | 2/1/09 | 54-79 | 20-Sylven Landesberg | 5-Jeff Jones | 5-Sammy Zeglinski | 2-Sammy Zeglinski | 2-Mamadi Diane |
| BOSTON COLLEGE | 02/04/09 | 70-80 | 32-Sylven Landesberg | 13-Assane Sene | 4-Calvin Baker | 3-Sammy Zeglinski Sylven Landesberg Jeff Jones Calvin Baker | 2-Calvin Baker Assane Sene |
| at North Carolina | 02/07/09 | 61-76 | 19-Jeff Jones | 5-Sylven Landesberg Sammy Zeglinski | 5-Jeff Jones Sylven Landesberg | 2-John Brandenburg Jamil Tucker | 1-Assane Sene Jeff Jones John Brandenburg |
| at Florida State | 02/10/09 | 57-68 | 14-Sylven Landesberg | 9-Mike Scott | 3-Sylven Landesberg Sammy Zeglinski | 2-Sylven Landesberg | None |

The Automated ScoreBook
Virginia Team Game-by-Game (as of Feb 10, 2009)
All games

TEAM STATISTICS

| Opponent | Date | Score | | Total | | 3-Pointers | | Free throws | | Rebounds | | | | pf | a | t/o | blk | stl | pts | avg |
|-------------------|----------|--------|-----|----------|------|------------|------|-------------|------|----------|-----|-----|------|-----|-----|-----|-----|-----|------|-------|
| | | | | fg-fga | pct | 3fg-fga | pct | ft-fta | pct | off | def | tot | avg | | | | | | | |
| VMI | 11/16/08 | 107-97 | W | 43-79 | .544 | 3-16 | .188 | 18-28 | .643 | 23 | 27 | 50 | 50.0 | 14 | 24 | 20 | 4 | 12 | 107 | 107.0 |
| USF | 11/19/08 | 77-75 | W | 27-67 | .403 | 5-19 | .263 | 18-28 | .643 | 17 | 22 | 39 | 44.5 | 15 | 10 | 10 | 3 | 8 | 77 | 92.0 |
| RADFORD | 11/21/08 | 68-66 | W | 24-65 | .369 | 1-9 | .111 | 19-24 | .792 | 16 | 27 | 43 | 44.0 | 24 | 4 | 14 | 3 | 6 | 68 | 84.0 |
| LIBERTY | 11/25/08 | 82-86 | L | 27-58 | .466 | 13-32 | .406 | 15-19 | .789 | 11 | 26 | 37 | 42.2 | 18 | 18 | 14 | 1 | 5 | 82 | 83.5 |
| at Syracuse | 11/28/08 | 70-73 | L | 27-64 | .422 | 4-14 | .286 | 12-17 | .706 | 13 | 25 | 38 | 41.4 | 27 | 14 | 12 | 2 | 10 | 70 | 80.8 |
| at Minnesota | 12/02/08 | 56-66 | L | 16-51 | .314 | 6-20 | .300 | 18-22 | .818 | 14 | 26 | 40 | 41.2 | 20 | 11 | 19 | 2 | 5 | 56 | 76.7 |
| LONGWOOD | 12/17/08 | 90-61 | W | 33-64 | .516 | 6-16 | .375 | 18-24 | .750 | 13 | 36 | 49 | 42.3 | 14 | 12 | 17 | 5 | 2 | 90 | 78.6 |
| AUBURN | 12/20/08 | 56-58 | L | 18-49 | .367 | 5-18 | .278 | 15-21 | .714 | 2 | 28 | 30 | 40.8 | 14 | 13 | 12 | 6 | 8 | 56 | 75.8 |
| HAMPTON | 12/23/08 | 74-48 | W | 25-62 | .403 | 7-23 | .304 | 17-20 | .850 | 16 | 31 | 47 | 41.4 | 12 | 16 | 13 | 10 | 6 | 74 | 75.6 |
| at Georgia Tech | 12/28/08 | 88-84 | Wot | 31-70 | .443 | 9-23 | .391 | 17-22 | .773 | 11 | 31 | 42 | 41.5 | 28 | 16 | 13 | 6 | 2 | 88 | 76.8 |
| XAVIER | 01/03/09 | 70-84 | L | 24-64 | .375 | 5-15 | .333 | 17-21 | .810 | 12 | 23 | 35 | 40.9 | 23 | 12 | 12 | 3 | 4 | 70 | 76.2 |
| BROWN | 01/06/09 | 74-50 | W | 29-62 | .468 | 3-13 | .231 | 13-21 | .619 | 14 | 27 | 41 | 40.9 | 15 | 12 | 7 | 6 | 9 | 74 | 76.0 |
| at Virginia Tech | 01/10/09 | 75-78 | L | 29-55 | .527 | 7-17 | .412 | 10-15 | .667 | 7 | 26 | 33 | 40.3 | 23 | 15 | 17 | 10 | 3 | 75 | 75.9 |
| NORTH CAROLINA | 01/15/09 | 61-83 | L | 25-82 | .305 | 4-27 | .148 | 7-9 | .778 | 24 | 26 | 50 | 41.0 | 17 | 9 | 10 | 6 | 4 | 61 | 74.9 |
| at Maryland | 01/20/09 | 78-84 | L | 27-59 | .458 | 6-20 | .300 | 18-21 | .857 | 16 | 19 | 35 | 40.6 | 21 | 10 | 19 | 2 | 3 | 78 | 75.1 |
| FLORIDA STATE | 01/24/09 | 62-73 | L | 17-48 | .354 | 4-14 | .286 | 24-30 | .800 | 12 | 13 | 25 | 39.6 | 13 | 8 | 19 | 4 | 12 | 62 | 74.2 |
| at Duke | 2/1/09 | 54-79 | L | 21-49 | .429 | 3-12 | .250 | 9-13 | .692 | 8 | 21 | 29 | 39.0 | 18 | 10 | 23 | 3 | 4 | 54 | 73.1 |
| BOSTON COLLEGE | 02/04/09 | 70-80 | L | 23-69 | .333 | 1-14 | .071 | 23-29 | .793 | 18 | 14 | 32 | 38.6 | 26 | 8 | 7 | 5 | 13 | 70 | 72.9 |
| at North Carolina | 02/07/09 | 61-76 | L | 23-63 | .365 | 10-20 | .500 | 5-7 | .714 | 8 | 26 | 34 | 38.4 | 16 | 17 | 12 | 3 | 9 | 61 | 72.3 |
| at Florida State | 02/10/09 | 57-68 | L | 23-67 | .343 | 7-27 | .259 | 4-8 | .500 | 21 | 21 | 42 | 38.5 | 22 | 9 | 14 | 0 | 6 | 57 | 71.5 |
| Virginia | | 1430 | | 512-1247 | .411 | 109-369 | .295 | 297-399 | .744 | 276 | 495 | 771 | 38.5 | 380 | 248 | 284 | 84 | 131 | 1430 | 71.5 |
| Opponents | | 1469 | | 527-1203 | .438 | 135-388 | .348 | 280-407 | .688 | 232 | 483 | 715 | 35.8 | 350 | 295 | 271 | 102 | 129 | 1469 | 73.4 |

Games played: 20
Points/game: 71.5
FG Pct: 41.1
3FG Pct: 29.5
FT Pct: 74.4

Rebounds/game: 38.5
Assists/game: 12.4
Turnovers/game: 14.2
Assist/turnover ratio: 0.9
Steals/game: 6.6
Blocks/game: 4.2

The Automated ScoreBook
Virginia Overall Team Statistics (as of Feb 10, 2009)
All games

| TEAM STATISTICS | VA | OPP |
|------------------------|-----------|------------|
| SCORING | 1430 | 1469 |
| Points per game | 71.5 | 73.4 |
| Scoring margin | -1.9 | - |
| FIELD GOALS-ATT | 512-1247 | 527-1203 |
| Field goal pct | .411 | .438 |
| 3 POINT FG-ATT | 109-369 | 135-388 |
| 3-point FG pct | .295 | .348 |
| 3-pt FG made per game | 5.5 | 6.8 |
| FREE THROWS-ATT | 297-399 | 280-407 |
| Free throw pct | .744 | .688 |
| F-Throws made per game | 14.9 | 14.0 |
| REBOUNDS | 771 | 715 |
| Rebounds per game | 38.5 | 35.8 |
| Rebounding margin | +2.8 | - |
| ASSISTS | 248 | 295 |
| Assists per game | 12.4 | 14.8 |
| TURNOVERS | 284 | 271 |
| Turnovers per game | 14.2 | 13.6 |
| Turnover margin | -0.6 | - |
| Assist/turnover ratio | 0.9 | 1.1 |
| STEALS | 131 | 129 |
| Steals per game | 6.6 | 6.5 |
| BLOCKS | 84 | 102 |
| Blocks per game | 4.2 | 5.1 |
| WINNING STREAK | 0 | - |
| Home win streak | 0 | - |
| ATTENDANCE | 120064 | 105916 |
| Home games-Avg/Game | 12-10005 | 8-13240 |
| Neutral site-Avg/Game | - | 0-0 |

| Score by Periods | 1st | 2nd | OT | Totals |
|-------------------------|------------|------------|-----------|---------------|
| Virginia | 628 | 788 | 14 | 1430 |
| Opponents | 701 | 758 | 10 | 1469 |

The Automated ScoreBook
Virginia Season Box Score (as of Feb 10, 2009)
All games

| RECORD: | OVERALL | HOME | AWAY | NEUTRAL |
|----------------|----------------|-------------|-------------|----------------|
| ALL GAMES | 7-13 | 6-6 | 1-7 | 0-0 |
| CONFERENCE | 1-8 | 0-3 | 1-5 | 0-0 |
| NON-CONFERENCE | 6-5 | 6-3 | 0-2 | 0-0 |

| # | Player | gp-gs | min | Total | | | 3-Point | | F-Throw | | Rebounds | | | | pf | dq | a | to | blk | stl | pts | avg |
|--------------------|--------------------|-------|------|-------|----------|------|---------|-------|---------|-------|----------|-----|-----|------|-----|----|-----|-----|-----|-----|------|------|
| | | | | avg | fg-fga | fg% | 3fg-fga | 3fg% | ft-fa | ft% | off | def | tot | avg | | | | | | | | |
| 15 | Sylvén Landesberg | 20-19 | 661 | 33.0 | 116-252 | .460 | 9-35 | .257 | 114-136 | .838 | 35 | 83 | 118 | 5.9 | 36 | 1 | 52 | 52 | 3 | 19 | 355 | 17.8 |
| | Conference-Only... | 9-9 | 311 | 34.6 | 57-127 | .449 | 3-17 | .176 | 44-49 | .898 | 16 | 38 | 54 | 6.0 | 16 | 0 | 28 | 28 | 1 | 8 | 161 | 17.9 |
| 32 | Mike Scott | 20-18 | 532 | 26.6 | 79-147 | .537 | 2-6 | .333 | 48-63 | .762 | 73 | 80 | 153 | 7.7 | 44 | 0 | 14 | 31 | 7 | 17 | 208 | 10.4 |
| | Conference-Only... | 9-7 | 220 | 24.4 | 28-58 | .483 | 2-2 | 1.000 | 25-33 | .758 | 30 | 22 | 52 | 5.8 | 22 | 0 | 4 | 16 | 3 | 7 | 83 | 9.2 |
| 13 | Sammy Zeglinski | 20-15 | 536 | 26.8 | 70-179 | .391 | 28-91 | .308 | 20-33 | .606 | 8 | 47 | 55 | 2.8 | 53 | 2 | 67 | 53 | 2 | 31 | 188 | 9.4 |
| | Conference-Only... | 9-7 | 234 | 26.0 | 20-68 | .294 | 7-42 | .167 | 6-14 | .429 | 5 | 17 | 22 | 2.4 | 20 | 0 | 27 | 21 | 0 | 13 | 53 | 5.9 |
| 04 | Calvin Baker | 20-14 | 456 | 22.8 | 54-140 | .386 | 15-52 | .288 | 30-37 | .811 | 6 | 42 | 48 | 2.4 | 36 | 2 | 51 | 42 | 5 | 23 | 153 | 7.7 |
| | Conference-Only... | 9-4 | 195 | 21.7 | 26-62 | .419 | 9-23 | .391 | 10-12 | .833 | 4 | 14 | 18 | 2.0 | 17 | 0 | 18 | 15 | 4 | 9 | 71 | 7.9 |
| 12 | Jamil Tucker | 20-4 | 345 | 17.3 | 54-124 | .435 | 23-55 | .418 | 21-31 | .677 | 22 | 51 | 73 | 3.7 | 40 | 0 | 11 | 22 | 12 | 12 | 152 | 7.6 |
| | Conference-Only... | 9-1 | 167 | 18.6 | 28-65 | .431 | 14-30 | .467 | 8-9 | .889 | 10 | 18 | 28 | 3.1 | 21 | 0 | 5 | 13 | 6 | 6 | 78 | 8.7 |
| 23 | Jeff Jones | 18-2 | 316 | 17.6 | 36-112 | .321 | 17-61 | .279 | 13-15 | .867 | 5 | 34 | 39 | 2.2 | 21 | 0 | 17 | 9 | 2 | 8 | 102 | 5.7 |
| | Conference-Only... | 8-2 | 144 | 18.0 | 19-53 | .358 | 8-27 | .296 | 8-9 | .889 | 3 | 20 | 23 | 2.9 | 11 | 0 | 8 | 4 | 1 | 4 | 54 | 6.8 |
| 02 | Mustapha Farrakhan | 18-2 | 197 | 10.9 | 27-81 | .333 | 13-37 | .351 | 18-18 | 1.000 | 4 | 8 | 12 | 0.7 | 26 | 1 | 13 | 17 | 2 | 3 | 85 | 4.7 |
| | Conference-Only... | 8-0 | 107 | 13.4 | 13-45 | .289 | 8-24 | .333 | 9-9 | 1.000 | 2 | 4 | 6 | 0.8 | 15 | 1 | 7 | 9 | 2 | 1 | 43 | 5.4 |
| 24 | Mamadi Diane | 18-10 | 313 | 17.4 | 32-101 | .317 | 2-31 | .065 | 9-16 | .563 | 18 | 21 | 39 | 2.2 | 28 | 0 | 11 | 20 | 8 | 10 | 75 | 4.2 |
| | Conference-Only... | 7-5 | 95 | 13.6 | 9-27 | .333 | 0-8 | .000 | 2-4 | .500 | 4 | 8 | 12 | 1.7 | 10 | 0 | 4 | 9 | 4 | 4 | 20 | 2.9 |
| 05 | Assane Sene | 16-12 | 315 | 19.7 | 22-55 | .400 | 0-0 | .000 | 6-21 | .286 | 33 | 56 | 89 | 5.6 | 52 | 2 | 6 | 12 | 28 | 0 | 50 | 3.1 |
| | Conference-Only... | 9-8 | 188 | 20.9 | 12-33 | .364 | 0-0 | .000 | 1-8 | .125 | 22 | 28 | 50 | 5.6 | 29 | 1 | 0 | 8 | 14 | 0 | 25 | 2.8 |
| 21 | Tunji Soroye | 10-1 | 90 | 9.0 | 8-16 | .500 | 0-0 | .000 | 3-5 | .600 | 9 | 11 | 20 | 2.0 | 11 | 0 | 1 | 7 | 6 | 4 | 19 | 1.9 |
| | Conference-Only... | 5-0 | 34 | 6.8 | 3-6 | .500 | 0-0 | .000 | 0-1 | .000 | 4 | 3 | 7 | 1.4 | 3 | 0 | 0 | 5 | 0 | 1 | 6 | 1.2 |
| 55 | Jerome Meyinsse | 17-1 | 149 | 8.8 | 8-20 | .400 | 0-0 | .000 | 13-22 | .591 | 13 | 14 | 27 | 1.6 | 17 | 0 | 1 | 8 | 7 | 1 | 29 | 1.7 |
| | Conference-Only... | 7-0 | 58 | 8.3 | 2-6 | .333 | 0-0 | .000 | 4-6 | .667 | 3 | 5 | 8 | 1.1 | 10 | 0 | 0 | 0 | 3 | 1 | 8 | 1.1 |
| 25 | John Brandenburg | 7-0 | 18 | 2.6 | 3-5 | .600 | 0-0 | .000 | 0-0 | .000 | 1 | 4 | 5 | 0.7 | 3 | 0 | 0 | 1 | 2 | 2 | 6 | 0.9 |
| | Conference-Only... | 3-0 | 4 | 1.3 | 0-0 | .000 | 0-0 | .000 | 0-0 | .000 | 0 | 0 | 0 | 0.0 | 0 | 0 | 0 | 1 | 1 | 2 | 0 | 0.0 |
| 45 | Solomon Tat | 10-2 | 80 | 8.0 | 3-12 | .250 | 0-0 | .000 | 2-2 | 1.000 | 4 | 8 | 12 | 1.2 | 11 | 1 | 3 | 5 | 0 | 1 | 8 | 0.8 |
| | Conference-Only... | 6-2 | 64 | 10.7 | 2-11 | .182 | 0-0 | .000 | 0-0 | .000 | 4 | 5 | 9 | 1.5 | 9 | 1 | 1 | 5 | 0 | 0 | 4 | 0.7 |
| 22 | Will Sherrill | 7-0 | 17 | 2.4 | 0-3 | .000 | 0-1 | .000 | 0-0 | .000 | 2 | 1 | 3 | 0.4 | 2 | 0 | 1 | 2 | 0 | 0 | 0 | 0.0 |
| | Conference-Only... | 3-0 | 4 | 1.3 | 0-1 | .000 | 0-1 | .000 | 0-0 | .000 | 0 | 0 | 0 | 0.0 | 1 | 0 | 0 | 0 | 0 | 0 | 0 | 0.0 |
| | Team | | | | | | | | | | 43 | 35 | 78 | | | | | 3 | | | | |
| | Team | | | | | | | | | | 18 | 15 | 33 | | | | | | | | | |
| Total..... | | 20 | 4025 | | 512-1247 | .411 | 109-369 | .295 | 297-399 | .744 | 276 | 495 | 771 | 38.5 | 380 | 9 | 248 | 284 | 84 | 131 | 1430 | 71.5 |
| Conference-Only... | | 9 | 1825 | | 219-562 | .390 | 51-174 | .293 | 117-154 | .760 | 125 | 197 | 322 | 35.8 | 184 | 3 | 102 | 134 | 39 | 56 | 606 | 67.3 |
| Opponents..... | | 20 | 4025 | | 527-1203 | .438 | 135-388 | .348 | 280-407 | .688 | 232 | 483 | 715 | 35.8 | 350 | - | 295 | 271 | 102 | 129 | 1469 | 73.4 |
| Conference-Only... | | 9 | 1825 | | 248-535 | .464 | 62-157 | .395 | 147-204 | .721 | 114 | 222 | 336 | 37.3 | 142 | 2 | 148 | 119 | 44 | 61 | 705 | 78.3 |

| Score by Periods | 1st | 2nd | OT | Totals |
|-------------------------|------------|------------|-----------|---------------|
| Virginia | 628 | 788 | 14 | 1430 |
| Opponents | 701 | 758 | 10 | 1469 |