



# 2008-09 VIRGINIA BASKETBALL



**VIRGINIA CAVALIERS (6-5)**

**vs.**

**BROWN BEARS (5-7)**



**Jan. 6, 2009 • John Paul Jones Arena • Charlottesville, Va.**

## GAME INFORMATION

Radio: Virginia Sports Network (Dave Koehn, Cory Alexander)  
TV: none  
Web: ACC Select (www.acselect.com)

## Tonight's Game

- The Cavaliers conclude their non-conference schedule tonight as they host Brown
- Virginia enters the game having won 12 consecutive games against Ivy League opponents, dating back to 1979

## About the Cavaliers

- Virginia is 6-5 (1-0 ACC) after an 84-70 loss to No. 22 Xavier on Saturday
- UVa is led by Sylven Landesberg, who leads the ACC in scoring at 19.6 ppg
- Mike Scott has posted four double-doubles this season

## About the Bears

- Brown is 5-7 this season (1-6 on the road)
- The Bears suffered a 68-53 loss at American on Friday in their last outing
- Junior forward Matt Mullery leads Brown with a 15.9 ppg average

## Series History

- Virginia leads 2-0 (both meetings in Charlottesville)
- Virginia won the last meeting 89-73 at University Hall in the first round of the 2003 NIT
- The Cavaliers also defeated the Bears 92-70 in 1986-87 at University Hall

## Close Games

- Eight of Virginia's 11 games this season have been decided by 10 points or less
- Six of those games have been decided by five points or less
- The Cavaliers have four wins this season by 10 points or less, which is just two shy of their total from last season (six)

## PROBABLE STARTERS/KEY RESERVES

No.	Pos.	Yr.	Player	PPG	RPG	APG	Notable
4	G	Jr.	Calvin Baker	8.6	3.0	2.7	Career-high 7 assists vs. VMI
5	C	Fr.	Assane Sene	3.0	5.3	0.7	Team-high 13 blocks this season
13	G	Fr.	Sammy Zeglinski	11.8	3.4	4.0	Scored a career-high 24 points vs. Liberty
15	G	Fr.	Sylven Landesberg	19.6	5.9	2.6	Four-time ACC Rookie of the Week
32	F	So.	Mike Scott	11.0	9.2	1.0	Four double-doubles this season
12	F	Jr.	Jamil Tucker	7.4	4.2	0.5	Tied career-high with 15 points at Ga. Tech
23	G	So.	Jeff Jones	4.5	1.3	0.9	Career-high 26 pts vs. Bradley in last yrs finale
2	G	So.	Mustapha Farrakhan	4.5	0.6	0.6	Career-high 12 points at Georgia Tech
24	G/F	Sr.	Mamadi Diane	4.4	2.5	0.6	14 pts, 7 rebs vs. VMI
21	C	Sr.	Tunji Soroye	2.2	2.2	0.2	8 pts, 5 rebs, 2 blks vs. Radford
55	F/C	Jr.	Jerome Meyinsse	1.7	1.8	0.0	10 pts, 8 rebs at Syracuse
25	C	Jr.	John Brandenburg	1.3	1.3	0.0	2 pts, 2 rebs vs. Hampton
45	G/F	Jr.	Solomon Tat	0.7	0.7	0.3	2 pts, 2 rebs vs. Xavier
22	F	So.	Will Sherrill	0.0	1.0	0.3	Career-high 3 rebs vs. Radford

## SCHEDULE/RESULTS

Date	Opponent	TV	Time/Res.
N9	SHEPHERD (ex)		W 87-52
N16	VMI	CSN	W 107-97
N19	USF	ACC Select	W 77-75
N21	RADFORD	ACC Select	W 68-66
N25	LIBERTY	ACC Select	L 82-86
N28	at Syracuse	TimeWarner(Syracuse)	L 70-73
D2	at Minnesota %	ESPN2	L 56-66
D17	LONGWOOD	ACC Select	W 90-61
D20	AUBURN	CSN/FSN South	L 56-58
D23	HAMPTON	ACC Select	W 74-48
D28	at Georgia Tech *	FSN	W 88-84 (ot)
J3	#22 XAVIER	CSN	L 70-84
J6	BROWN	ACC Select	7 p.m.
J10	at Virginia Tech *	RSN	4 p.m.
J15	N. CAROLINA *	ESPN or ESPN2	9 p.m.
J20	at Maryland *	Raycom^	8 p.m.
J24	FLORIDA STATE *	RSN	4 p.m.
F1	at Duke *	FSN	2 p.m.
F4	BOSTON COLLEGE *	ESPNU	7 p.m.
F7	at North Carolina *	Raycom	4 p.m.
F10	at Florida State *	RSN	7 p.m.
F15	CLEMSON *	Raycom	1 p.m.
F18	VIRGINIA TECH *	Raycom^	8 p.m.
F21	at NC State *	Raycom	1 p.m.
F26	MIAMI *	Raycom^	8 p.m.
F28	WAKE FOREST *	Raycom^	2 p.m.
M3	at Clemson *	RSN	7 p.m.
M7	MARYLAND *	ABC	3:30 p.m.
M12-15 at ACC Tournament (Georgia Dome)			

All Times Eastern and subject to change

- \* ACC game
- % ACC/Big Ten Challenge

## TV Abbreviations

CSN Comcast SportsNet  
RSN Regional Sports Networks  
^ Raycom split telecast

## MEDIA INFORMATION

### Virginia Athletics Media Relations

154 John Paul Jones Arena  
PO Box 400853  
Charlottesville, VA 22904  
Office: (434) 982-5500  
Fax: (434) 982-5525

### Rich Murray Associate AD for Public Relations (Primary Men's Basketball Contact)

Office: (434) 982-5530  
Home: (434) 978-2966  
Email: rmurray@virginia.edu

### Steve Kirkland Assistant Media Relations Director (Secondary Men's Basketball Contact)

Office: (434) 982-5535  
Cell: (434) 825-5241  
Email: skirkland@virginia.edu



# 2008-09 VIRGINIA BASKETBALL

## IN THE POLLS

### ASSOCIATED PRESS (1/5)

1.	Pittsburgh	14-0
2.	<b>Duke</b>	<b>12-1</b>
3.	<b>North Carolina</b>	<b>13-1</b>
4.	<b>Wake Forest</b>	<b>13-0</b>
5.	Connecticut	12-1
6.	Oklahoma	13-1
7.	Texas	11-2
8.	Michigan State	11-2
9.	Georgetown	10-2
10.	UCLA	12-2
11.	<b>Syracuse</b>	<b>14-1</b>
12.	<b>Clemson</b>	<b>14-0</b>
13.	Notre Dame	10-3
14.	Purdue	11-3
15.	Tennessee	9-3
16.	<b>Xavier</b>	<b>11-2</b>
17.	<b>Boston College</b>	<b>13-2</b>
18.	Marquette	13-2
	Villanova	12-2
20.	Arizona State	12-2
21.	Butler	12-1
22.	<b>Minnesota</b>	<b>13-1</b>
23.	Baylor	12-2
	Louisville	9-3
25.	West Virginia	11-2

### Others Receiving Votes:

Michigan, California, Arkansas, Illinois, Gonzaga, Wisconsin, Memphis, Davidson, Saint Mary's, UNLV, Illinois State, Kansas, Ohio State, Texas A&M, **Maryland**, Dayton, Florida, **Florida State**, BYU, **Miami (Fla.)**, Missouri

### ESPN/USA Today (1/5)

1.	Pittsburgh	14-0
2.	<b>Duke</b>	<b>12-1</b>
3.	<b>North Carolina</b>	<b>13-1</b>
4.	<b>Wake Forest</b>	<b>13-0</b>
5.	Connecticut	12-1
6.	Oklahoma	13-1
7.	Texas	11-2
	UCLA	12-2
9.	<b>Syracuse</b>	<b>14-1</b>
10.	Georgetown	10-2
11.	<b>Clemson</b>	<b>14-0</b>
12.	Michigan State	11-2
13.	Notre Dame	10-3
14.	Purdue	11-3
15.	Marquette	13-2
16.	Arizona State	12-2
17.	Villanova	12-2
18.	<b>Xavier</b>	<b>11-2</b>
19.	<b>Minnesota</b>	<b>13-1</b>
20.	Butler	12-1
21.	Louisville	9-3
22.	West Virginia	11-2
23.	Baylor	12-2
24.	<b>Boston College</b>	<b>13-2</b>
25.	Tennessee	9-3

### Others Receiving Votes:

Dayton, Illinois State, Michigan, Saint Mary's, Ohio State, Memphis, Illinois, BYU, California, Davidson, Arkansas, Gonzaga, Wisconsin, Texas A&M, Missouri, Florida, UNLV, LSU, Kansas, Stanford, **Maryland**, **Florida State**, Utah State, Washington.

## Series Against the Ivy League

- Tonight's game is Virginia's only game this season against an Ivy League opponent
- Virginia has a 17-8 all-time record against current members of the Ivy League (2-0 vs. Brown, 2-0 vs. Columbia, 3-0 vs. Dartmouth, 8-5 vs. Penn, 0-2 vs. Princeton, 2-1 vs. Yale)
- The Cavaliers have won 12 consecutive games against Ivy League opponents since an 80-78 loss at Penn in 1978-79

## Last Time Out

- Virginia suffered an 84-70 loss to No. 22 Xavier on Saturday at John Paul Jones Arena
- Sylvan Landesberg led Virginia with 25 points, his seventh 20-point game of the season
- Mike Scott scored 16 points for the Cavaliers on 7-10 shooting from the field

## Youth is Served

- Freshmen and Sophomores have made 35 of the 55 starts this season for the Cavaliers
- Freshmen and Sophomores have scored 52.9 ppg (69.5 % of offense) and average 24.2 rebounds a game (65.7 % of team total)
- Freshmen and Sophomores have led the team in scoring in 10 of 11 games this season and led the team in rebounding in eight of 11 games this season

## Bench Production

- Virginia has gotten solid production from its bench this season, averaging 23.3 points, 11.9 rebounds and 3.3 assists per game off the bench
- Virginia had 51 points off the bench against USF, the most bench points in a game for the Cavaliers since scoring 52 off the bench against Maryland on March 1, 1986
- This season the Cavaliers have gotten 11 double-digit scoring performances off the bench

## Difficult Schedule for the Cavaliers

- Eight of Virginia's opponents are ranked and three others are receiving votes in this week's Associated Press poll
- Virginia's first 11 opponents have a combined 100-52 record this season
- 11 of Virginia's first 12 opponents this season entered the game against the Cavaliers with a .500 or better record
- 16 of 27 regular season games will be against 2008 postseason teams (seven vs. NCAA teams, eight vs. NIT teams, one vs. CBI team)
- 21 of 27 games will be televised (the other six available online on ACC Select)

## Head Coach Dave Leitao

- 2007 ACC Coach of the Year
- First Virginia coach to win the honor since Terry Holland in 1982
- 59-47 record in his fourth season at Virginia, including a 24-25 mark in the ACC
- Overall record of 139-116 in his ninth season as a head coach

## At Home at John Paul Jones Arena

- Virginia has an all-time record of 34-11 at John Paul Jones Arena
- UVa was 13-7 at home during the 2007-08 season
- The Cavaliers posted a 16-1 home record in 2006-07 in the first season in John Paul Jones Arena

## Back-to-Back 25 Points for Landesberg

- Sylvan Landesberg scored 26 at Georgia Tech and 25 vs. Xavier in the Cavaliers' last two games
- Landesberg is the first Cavalier to have consecutive 25-point games since J.R. Reynolds accomplished the feat in both of Virginia's 2007 NCAA Tournament games
- The last Cavalier freshman to score at least 25 points in consecutive games was Chris Williams in 1998-99 (26 vs. Loyola, 26 vs. Delaware)
- The last Cavalier to have three consecutive 25-point games was Norman Nolan in 1997-98 (31 vs. Wake Forest, 30 vs. Liberty, 29 vs. North Carolina)
- No Cavalier freshman has ever scored at least 25 points in three consecutive games



# 2008-09 VIRGINIA BASKETBALL

## Landesberg Named ACC Rookie of the Week ... Again

- Sylvan Landesberg was named the ACC Rookie of the Week on Dec. 30, the fourth time he has received the honor
- Landesberg also was named ACC Rookie of the Week on Nov. 17, Nov. 24, and Dec. 22
- He is the first Cavalier to win the award in consecutive weeks since Sean Singletary won it on Feb. 14, 2005 and Feb. 21, 2005
- He was the first player to win the award in each of the first two weeks of the season since Georgia Tech's Chris Bosh in 2002-03

## Landesberg Makes Immediate Impact

- At 19.6 ppg, Sylvan Landesberg is the leading scorer in the ACC and the second-leading freshman scorer in the nation
- He has seven 20-point games this season and the Cavaliers are 5-2 in those games
- His seven 20-point games already rank third in school history by a freshman
- He has scored more points in the first 11 games of his freshman season than any Cavalier freshman in history
- At Georgia Tech, Landesberg scored 26 points, the most by a Cavalier freshman in his ACC debut (previous record was 22 by Roger Mason, Jr. vs. Duke in 1999-00)
- Landesberg scored in double figures in the first eight games of the season, the second longest streak by a UVa freshman to open a career
- With 28 points vs. VMI, 21 points vs. USF and 22 points vs. Radford, Landesberg became the first Cavalier freshman to open his career with three 20-point games
- He was the first Cavalier freshman since Tom Sheehy in 1983-84 to lead the team in scoring in each of the first three games of the season
- He was only the second freshman in ACC history to score at least 20 points in the first three games of his career (Georgia Tech's Kenny Anderson scored at least 20 points in his first six career games in 1989-90)
- He was the first Cavalier player to score 20 or more points in the first three games of a season since Roger Mason, Jr. in 2001-02

## Getting to the Line

- Sylvan Landesberg ranks first in the ACC with 8.4 free throw attempts per game
- Landesberg has made 11 "old-fashioned" three-point plays this season (the rest of the team has combined for five)
- Through the first 11 games of last season, Sean Singletary led Virginia with six "and one" plays

## Landesberg Shines In Collegiate Debut

- Sylvan Landesberg had 28 points in the season-opener against VMI, the most by a Cavalier freshman in his debut
- The previous record was 24 points set by Jeff Lamp in his debut against James Madison on Nov. 25, 1977
- Landesberg's 28 points are tied for the second most in ACC history by a freshman in his first game
- Landesberg is one of only four Cavalier first-years to score 20 points in his first collegiate game
- His 28 points are the most by a UVa freshman in any game since Chris Williams had 34 points vs. Liberty on Dec. 8, 1998
- He is the first Cavalier freshman to lead the team in scoring in a season opener since Mamadi Diane had 17 points in the 2005-06 season opening win over Liberty

### Most Points by an ACC Freshman in his Debut

31	J.J. Hickson (NC State)	07-08
<b>28</b>	<b>Sylvan Landesberg (UVa)</b>	<b>08-09</b>
28	Rashad McCants (UNC)	02-03
24	Jeff Lamp (UVa)	77-78
23	Shavlik Randolph (Duke)	02-03

### Other Notable Virginia Debuts

Jeff Lamp vs. JMU (77-78)	24 pts, 3 rebs
Gary Forbes vs. Mt. St. Mary's (03-04)	21 pts, 9 rebs
Chris Williams vs. VCU (98-99)	20 pts, 10 rebs
Junior Burrough vs. W&M (91-92)	17 pts, 6 rebs
Ralph Sampson vs. Hopkins (79-80)	17 pts, 8 rebs
Mamadi Diane vs. Liberty (05-06)	17 pts, 6 rebs
Travis Watson vs. Elon (99-00)	15 pts, 14 rebs
Cory Alexander vs. W&M (91-92)	5 pts, 4 rebs
Sean Singletary vs. R. Morris (04-05)	6 pts, 7 assts
Wally Walker vs. Wake (72-73)	7 pts, 3 rebs

## Cleaning the Glass

- Virginia had a strong performance on the boards against Longwood, outrebounding the Lancers 49-23
- It was Virginia's largest rebounding margin since outrebounding Penn 56-26 last season

## Cavaliers By The Numbers

### Most Points in First 11 Career Games by UVa Freshmen

<b>Sylvan Landesberg (2008-09)</b>	<b>216</b>
Chris Williams (1998-99)	204
Jeff Lamp (1977-78)	199
Wally Walker (1972-73)	159
Junior Burrough (1991-92)	157
Bryant Stith (1988-89)	153
Adam Hall (1998-99)	144
Ralph Sampson (1979-80)	140
Gary Forbes (2003-04)	134
Tom Sheehy (1983-84)	124

### Most 20-Point Games by a UVa Freshman

Ralph Sampson (1979-80)	9
Chris Williams (1998-99)	8
<b>Sylvan Landesberg (2008-09)</b>	<b>7</b>
Jeff Lamp (1977-78)	7
Courtney Alexander (1995-96)	6
Bryant Stith (1988-89)	6
Wally Walker (1972-73)	5
Cory Alexander (1991-92)	4
Junior Burrough (1991-92)	4

### NCAA Freshman Scoring Leaders

Seth Curry (Liberty)	20.3
<b>Sylvan Landesberg (Virginia)</b>	<b>19.6</b>
Mike Rosario (Rutgers)	17.3
Tyreke Evans (Memphis)	16.9
Willie Warren (Oklahoma)	16.3
Courtney Fortson (Arkansas)	15.3
Paul George (Fresno State)	15.3
Afam Muojeke (Wyoming)	15.3
Clifford J. Reed (Bethune-Cookman)	15.2
Isaiah Thomas (Washington)	15.1

### Most ACC Rookie of the Week Awards by a Cavalier

Bryant Stith (1988-89)	6
Ralph Sampson (1979-80)	5
Sean Singletary (2004-05)	5
<b>Sylvan Landesberg (2008-09)</b>	<b>4</b>
Chris Williams (1998-99)	4

### Most Consecutive Double-Figure Scoring Games to Open a Career by UVa Freshmen

18	Jeff Lamp	77-78
<b>8</b>	<b>Sylvan Landesberg</b>	<b>08-09</b>
5	Junior Burrough	91-92
4	Travis Watson	99-00
4	Gary Forbes	03-04

### UVa Career Blocked Shots

1.	Ralph Sampson (1980-83)	462
2.	Chris Alexander (1993-96)	148
3.	Travis Watson (2000-03)	130
4.	Kris Hunter (1997-99)	126
5.	Jason Clark (2002-05)	112
6.	Steve Castellan (1976-79)	108
7.	Chris Williams (1999-02)	97
8.	Junior Burrough (1992-95)	96
9.	Colin Ducharme (1997-00)	88
10.	Olden Polynice (1984-86)	86
--	<b>Tunji Soroye (2005-present)</b>	<b>84</b>



# 2008-09 VIRGINIA BASKETBALL

## UVa in the ACC Statistics (1/5)

### TEAM

Scoring Offense	76.2	6th
Scoring Defense	72.5	12th
Scoring Margin	+3.6	12th
Free Throw Percentage	.748	2nd
Field Goal Percentage	.426	12th
Field Goal % Defense	.424	12th
3-Point FG Percentage	.312	11th
3-Point FG % Defense	.310	7th
Rebounding	40.9	6th
Rebounding Margin	+4.5	9th
3-Point FG Made	5.8	10th
Assists	13.6	10th
Steals	6.2	11th
Blocked Shots	4.1	11th
Turnover Margin	-0.8	10th
Assist/Turnover Ratio	1.0	9th

### INDIVIDUAL

#### Scoring

• Sylven Landesberg 19.6 1st

#### Rebounding

• Mike Scott 9.2 3rd

#### Offensive Rebounding

• Mike Scott 3.9 1st

#### Assists

• Sammy Zeglinski 4.0 7th

#### Free Throw Percentage

• Sylven Landesberg .804 10th

#### 3-Point Field Goals/Game

• Sammy Zeglinski 2.2 4th

#### Minutes Played

• Sylven Landesberg 33.4 4th

## UVa in the NCAA Statistics (1/5)

### TEAM

Scoring Offense	76.2	66th
Free Throw Percentage	.748	22nd
3-Point FG Defense	.310	68th
Rebounding Margin	+4.5	75th
Blocked Shots	4.1	84th

### INDIVIDUAL

#### Scoring

• Sylven Landesberg 19.6 32nd

#### Rebounding

• Mike Scott 9.2 36th

## Zeglinski Scores Big Against Liberty

- Sammy Zeglinski scored a career-high 24 points, all in the second half, against Liberty
- He shot 8-13 from the floor, including 6-10 from 3-point range
- His 24 second half points are a John Paul Jones Arena record

## Tucker Steps Up

- Jamil Tucker has set numerous career highs this season
- Against VMI, Tucker tied his previous career high with 14 points
- He topped that mark with a new career-high 15 points against USF
- At Minnesota, he scored a team-high 12 points on a career-high four 3-pointers
- Against Longwood, he set career highs with 10 rebounds and three assists and had 11 points for his first career double-double
- At Georgia Tech, he tied his career high with 15 points, including the 3-pointer that tied the game with 15 seconds remaining in regulation to force overtime

## Mike Scott Opens Season With Impressive Performance

- Mike Scott set career highs with 26 points and 18 rebounds in the season opening win over VMI
- Scott tied the school record with 10 offensive rebounds, a mark previously set by Matt Blundin (vs. Clemson 1/9/90), Bryant Stith (vs. Georgia Tech 3/13/92) and Travis Watson (vs. Maryland 1/31/02)
- His 18 rebounds were the most by a Cavalier since Travis Watson had 20 rebounds vs. Wofford on Jan. 2, 2003

## Scott and Landesberg Post UVa's First 25-25 Combo in Over a Year

- Against VMI, Sylven Landesberg (28 pts) and Mike Scott (26 points) became the first Cavaliers to score at least 25 points in the same game in over a year
- The previous game that Virginia had a pair of 25-point scorers was a 71-58 win at NC State on Jan. 24, 2007 when J.R Reynolds had 29 points and Sean Singletary had 27 points

## Cavaliers 12th in ACC Preseason Poll

- The Cavaliers were projected 12th in the preseason ACC poll of media
- Sylven Landesberg was second in the voting for Preseason ACC Rookie of the Year

## Virginia Visited Canada in August

- The Cavaliers went on a trip to Canada in August to play three games
- Virginia went 2-1 on the trip
- UVa defeated St. Lawrence College (Ont.) 107-60
- UVa defeated Concordia 85-70
- UVa lost to McGill 88-83
- Four players averaged in double figures on the trip (Calvin Baker - 16.0, Jeff Jones - 13.7, Sylven Landesberg - 12.0, Mike Scott - 10.7)

## Baker, Diane, Soroye Named Virginia's Captains

- Calvin Baker, Mamadi Diane, and Tunji Soroye are Virginia's captains for 2008-09
- This season marks the first year each player has served as a captain

## Virginia Signs Two to Letters of Intent

- The Cavaliers signed two recruits to National Letters of Intent during the November signing period
- Jontel Evans, a 5-11 guard from Hampton, Va., and Tristan Spurlock, a 6-7 forward from Woodbridge, Va., will join the Cavaliers in 2009-10

## Up Next

- The Cavaliers resume ACC play on Saturday as they visit Virginia Tech
- Game time is 4 p.m. and the contest will be televised by the regional sports networks (Comcast SportsNet in Virginia)



# 2008-09 VIRGINIA BASKETBALL

## THE LAST TIME ...

### VIRGINIA INDIVIDUALS

- **Scored 30 points:** Sean Singletary (34) vs. Virginia Tech (1/16/08)
- **Scored 40 points:** Sean Singletary (41) at Miami (3/1/08)
- **Two players with 20 points:** Sylven Landesberg (28) and Mike Scott (26) vs. VMI (11/16/08)
- **Three players with 20 points:** Chris Williams (27), Roger Mason, Jr. (22) and Donald Hand (20) vs. Duke (1/5/00)
- **Four players with 20 points:** Chris Williams (23), Donald Hand (22), Adam Hall (21), and Travis Watson (20) vs. Georgetown (3/15/00)
- **A player with back-to-back 25-point games:** Sylven Landesberg, 26 at Georgia Tech (12/28/08), 25 vs. Xavier (1/3/09)
- **One player scored in double figures:** Sylven Landesberg (22) vs. Auburn (12/20/08)
- **Five players scored in double figures:** Sylven Landesberg (26), Jamil Tucker (15), Calvin Baker (13), Mustapha Farrakhan (12), Mike Scott (10) at Georgia Tech (12/28/08)
- **Six players scored in double figures:** Sean Singletary (27), Adrian Joseph (13), Jamil Tucker (13), Mamadi Diane (12), Calvin Baker (11), Laurynas Mikalauskas (11), vs. Maryland (3/9/08)
- **Seven players scored in double figures:** Cornel Parker (20), Junior Burrough (15), Ted Jeffries (14), Cory Alexander (13), Jason Williford (12), Yuri Barnes (11) and Doug Smith (11) vs. Clemson (1/13/93)
- **Had 15 rebounds:** Mike Scott (15) vs. Hampton (12/23/08)
- **Had 20 rebounds:** Travis Watson (20) vs. Wofford (1/2/03)
- **Had 25 rebounds:** Bob Mortell (25) vs. Washington & Lee (2/27/60)
- **Two players with 10 rebounds:** Mike Scott (11) and Adrian Joseph (10) vs. Longwood (12/7/07)
- **Three players with 10 rebounds:** Yuri Barnes (13), Jason Williford (12) and Junior Burrough (11) vs. Rice (12/4/93)
- **Double-Double:** Mike Scott (11 pts, 10 rebs) vs. at Georgia Tech (12/28/08)
- **Two players had a double-double:** Adrian Joseph (23 pts, 11 rebs) and Mike Scott (10 pts, 13 rebs) at Penn (11/23/07)
- **Three players had a double-double:** Jason Williford (10 pts, 15 rebs), Ted Jeffries (23 pts, 10 rebs), and Cornel Parker (11 pts, 11 rebs) at William & Mary (1/25/93)
- **Double-Double with points and assists:** Sean Singletary (22 pts, 10 assts) vs. Old Dominion (3/24/08)
- **Triple-Double:** Ralph Sampson (15 pts, 22 rebs, 10 blks) vs. Old Dominion (12/29/79)
- **Four Double-Doubles in a row:** Travis Watson (29 pts, 12 rebs) at NC State (2/6/02), (20 pts, 10 rebs) vs. Clemson (2/10/02), (17 pts, 10 rebs) vs. UNC (2/12/02), (13 pts, 12 rebs) at Wake (2/17/02)
- **20 points and 20 rebounds:** Travis Watson (21 pts, 20 rebs) vs. Wofford (1/2/03)
- **10 assists:** Sean Singletary (10) vs. Old Dominion (3/24/08)
- **5 Blocked Shots:** Jason Cain (5) vs. UNC (1/19/06)
- **5 Steals:** Sean Singletary (7) vs. NC State (2/24/08)
- **Led UVA in Points, Rebounds and Assists:** Sean Singletary (20 pts, 5 rebs, 10 assts) vs. Ga. Tech (3/13/08)
- **Hit a last second shot to win a game:** Sean Singletary vs. Duke (2/1/07) [jumper with one second in OT]; J.R. Reynolds vs. Loyola Marymount (12/23/04) [layup with 1.5 seconds in regulation]
- **Played every minute:** Sean Singletary vs. Virginia Tech (2/12/05)
- **Played 40 or more minutes:** Sylven Landesberg (41) at Georgia Tech (12/28/08)

### VIRGINIA TEAM

- **Won in Overtime:** at Georgia Tech, 88-84 (12/28/08)
- **Lost in Overtime:** at Virginia Tech, 65-72 (2/2/08)
- **Played Two Overtimes:** vs. Maryland, L 89-92 (2/19/05)
- **Played Three Overtimes:** vs. Georgetown, L 111-115 (3/15/00)
- **Shot 70 percent for a Half:** 72.2% (13-18) vs. Wake Forest 2nd Half (2/24/96)
- **Shot 60 percent in a Game:** 61.0% (36-59) vs. LIU (11/17/00)
- **Shot less than 30 percent in a Game:** 27.9% (17-61) vs. North Carolina (3/10/06)
- **Shot 90 percent from the free throw line:** 94.7% (18-19) vs. Georgia Tech (2/24/07)
- **Shot 50 percent from 3-point line:** 50.0% (9-18) at Boston College (2/17/08)
- **Shot less than 30 percent in a half:** 29.4% (10-34) in 1st Half vs. Xavier (1/3/09)
- **Shot less than 20 percent in a half:** 18.9% (7-37) in the 1st half at Duke (1/13/01)
- **Shot 55 percent or better and lost:** 56.9% (29-51) vs. Duke (3/14/03)
- **Attempted 50 FTs:** 52 (made 34) vs. Howard (12/12/94)
- **Made 30 FTs:** 31 (36 att.) vs. Tennessee (3/18/07)
- **Made 10 3-pt FGs:** 13 vs. Liberty (11/25/08)
- **Failed to make a 3-pt FG:** at Georgia Tech (12/4/05)
- **Had 50 rebounds:** 50 vs. VMI (11/16/08)
- **Had 25 assists:** 27 vs. Howard (11/21/01)
- **Had 15 steals:** 16 vs. NC State (2/24/08)
- **Had 10 blocks:** 10 vs. Hampton (12/23/08)
- **Scored 50 pts in a half:** 50 vs. Liberty, 2nd half (11/25/08)
- **Scored 60 pts in a half:** 60 vs. Gonzaga, 1st half (1/3/07)
- **Scored 70 pts in a half:** 70 vs. Coastal Carolina, 2nd half (10/20/00)
- **Scored 100 pts (ACC):** 103 vs. Maryland (1/16/07)
- **Scored 100 pts (non-conf):** 107 vs. VMI (11/16/08)
- **Scored under 20 pts in 1st half:** 17 at Ga. Tech (12/4/05)
- **Scored under 20 pts in 2nd half:** 12 vs. UNC (2/11/98)
- **Scored under 50 pts in a game:** 49 at Stanford (3/14/06)

### OPPONENT INDIVIDUALS

- **Scored 30 points:** Chavis Holmes (31), VMI (11/16/08)
- **Scored 35 points:** J.J. Redick (40), Duke (1/28/06)
- **Scored 40 points:** J.J. Redick (40), Duke (1/28/06)
- **Scored 50 points:** Len Chappell (50), Wake (2/12/62)
- **Two players with 20 points:** Seth Curry (26), Kyle Ohman (26), Anthony Smith (21), Liberty (11/25/08)
- **Three players with 20 points:** Seth Curry (26), Kyle Ohman (26), Anthony Smith (21), Liberty (11/25/08)
- **Two players with 30 points:** Trevor Powell (31) and Tony Smith (31), Marquette (2/3/90)
- **Five players scored in double figures:** Chavis Holmes (31), Travis Holmes (20), Austin Kenon (18), Willie Bell (14) and Keith Gabriel (14), VMI (11/16/08)
- **Six players scored in double figures:** Chris Paul (21), Justin Gray (17), Eric Williams (15), Jamaal Levy (12), Taron Downey (11) and Vytas Danelius (10), Wake Forest (1/2/05)
- **Seven players scored in double figures:** Stanley Burrell (15), Drew Lavender (13), C.J. Anderson (12), B.J. Raymond (12), Josh Duncan (11), Charles Bronson (11), and Jason Love (10), at Xavier (1/3/08)
- **Double-Double:** Alade Aminu (13 pts, 12 rebs), at Georgia Tech (12/28/08)

- **Two players had a double-double:** Donte Green (20 pts, 10 rebs) and Paul Harris (10 pts, 14 rebs), Syracuse (12/5/07)
- **Had 15 rebounds:** Al Thornton (16), Florida State (2/17/07)
- **Had 20 rebounds:** Tim Duncan (23), Wake (2/22/97)
- **Had 10 assists:** Cliff Hammonds (11), Clemson (2/7/08)
- **5 Blocked Shots:** Michael Freeman (5), Hampton (12/23/08)
- **5 Steals:** Al Nolen (5), Minnesota (12/2/08)
- **Hit a last second shot to win a game:** Deron Washington of Virginia Tech (1/16/08) [0.0 seconds in overtime]

### OPPONENT TEAM

- **Shot less than 30 percent in a Game:** 28.8% (19-66) Hampton (12/23/08)
- **Shot less than 30 percent in a Game (ACC):** 29.0% (20-69), Wake Forest (2/24/96)
- **Shot 60 percent in a Game:** 63.8% (37-58), at Xavier (1/3/08)
- **Shot 55 percent or better and lost:** 55.2% (32-58), Iowa State (12/31/03)
- **Scored 100 pts:** 108, at Xavier (1/3/08)
- **Scored 60 pts in a half:** 60, at Miami, 2nd half (3/1/08)
- **Scored under 20 pts in 1st half:** 18, NC State (2/24/08)
- **Scored under 20 pts in 2nd half:** 18 at Richmond (11/22/05)
- **Scored under 50 pts in a game:** 48, Hampton (12/23/08)
- **Had 25 assists:** 27, at Xavier (1/3/08)
- **Had 15 steals:** 15, VMI (11/16/08)
- **Had 10 blocks:** 10 vs. Radford (11/21/08)
- **Failed to make a 3-pt FG:** vs. Arizona State (11/27/99)



# 2008-09 VIRGINIA BASKETBALL

## 2008-09 VIRGINIA BASKETBALL ROSTER

NO.	NAME	POS.	HT.	WT.	CLASS	HOMETOWN/HIGH SCHOOL (Previous School)
2	Mustapha Farrakhan	G	6-4	179	So.	Harvey, Ill./Thornton Township
4	Calvin Baker *	G	6-2	186	Jr.	Newport News, Va./Woodside (William & Mary)
5	Assane Sene	C	7-0	234	Fr.	Saint-Louis, Senegal/South Kent
12	Jamil Tucker	F	6-9	241	Jr.	Gary, Ind./West Side
13	Sammy Zeglinski	G	6-0	179	Fr. %	Philadelphia, Pa./The William Penn Charter School
15	Sylvan Landesberg	G	6-6	205	Fr.	Flushing, N.Y./Holy Cross
21	Tunji Soroye *	C	6-11	252	Sr. %	Dugbe Ibadan, Nigeria/Montrose Christian School
22	Will Sherrill	F	6-9	221	So.	New York, N.Y./Phillips Academy Andover
23	Jeff Jones	G	6-4	200	So.	Chester, Pa./Monsignor Bonner
24	Mamadi Diane *	G/F	6-5	204	Sr.	Potomac, Md./DeMatha Catholic
25	John Brandenburg	C	6-11	241	Fr.	Des Peres, Mo./De Smet Jesuit
32	Mike Scott	F	6-8	233	So.	Chesapeake, Va./Hargrave Military Academy
45	Solomon Tat	G/F	6-5	223	Jr.	Jos Plateau, Nigeria/Community Christian School
55	Jerome Meyinsse	F/C	6-9	245	Jr.	Baton Rouge, La./McKinley

\* Tri-Captain

% Medical Hardship waiver request approved in 2008

### HEAD COACH:

Dave Leitao

### ASSISTANT COACHES:

Bill Courtney

Drew Diener

Steve Seymour

### DIRECTOR OF BASKETBALL OPERATIONS:

Rick Brunson

### STRENGTH & CONDITIONING COACH:

Shaun Brown

### ASSISTANT DIR. OF OPERATIONS/VIDEO:

Tim Mein

### ATHLETIC TRAINER:

Ethan Saliba

### PRONUNCIATION GUIDE

Mamadi Diane

Mom-uh-dee Dee-on-ee

Mustapha Farrakhan

Moo-sta-fa Fair-uh-con

Sylvan Landesberg

Sill-ven

Dave Leitao

Lay-toe

Jerome Meyinsse

Me-yin-see

Assane Sene

Uh-sahn Sen

Tunji Soroye

Ton-jee Suh-roy-yay

Jamil Tucker

Ja-mill

Sammy Zeglinski

Zuh-glin-ski



# 2008-09 VIRGINIA BASKETBALL

## JOHN PAUL JONES ARENA RECORDS

### VIRGINIA PLAYERS

**Points:** 40, J.R. Reynolds  
vs. Wake Forest, 1/21/07

**Most 1st Half Points:** 23, Sean Singletary  
vs. Virginia Tech, 1/16/08

**Most 2nd Half Points:** 24, Sammy Zeglinski  
vs. Liberty, 11/25/08

**Rebounds:** 18, Mike Scott  
vs. VMI, 11/16/08

**Field Goals:** 12, J.R. Reynolds  
vs. Wake Forest, 1/21/07  
12, Sean Singletary  
vs. Virginia Tech, 1/16/08

**Field Goal Attempts:** 21, three times  
Last by Sean Singletary  
vs. Virginia Tech, 1/16/08

**Field Goal Pct.:** .857 (6-7), Adrian Joseph  
vs. Bradley, 3/26/08

**3-Point Field Goals:** 7, Sean Singletary  
vs. Gonzaga, 1/3/07

**3-Point FG Attempts:** 12, Sean Singletary  
vs. Gonzaga, 1/3/07  
12, Sean Singletary  
vs. Georgia Tech, 2/24/07

**3-Point FG Pct.:** .833 (5-6), Mamadi Diane  
vs. Arizona, 11/12/06

**Free Throws Made:** 14, Sean Singletary  
vs. Hampton, 12/16/06

**Free Throw Attempts:** 16, Sean Singletary  
vs. Hampton, 12/16/06

**FT Pct.:** 1.000 (12-12), Sean Singletary  
vs. UNC Asheville, 11/22/06

**Assists:** 10, three times by Sean Singletary  
last vs. Old Dominion, 3/24/08

**Steals:** 7, Sean Singletary  
vs. NC State, 2/24/08

**Blocks:** 4, Assane Sene  
vs. Auburn, 12/20/08

### VIRGINIA TEAM

**Most Points:** 108 vs. Gonzaga, 1/3/07

**Fewest Points:** 51 vs. Clemson, 2/7/08

**Most 1st Half:** 60 vs. Gonzaga, 1/3/07

**Fewest 1st Half:** 21 vs. Auburn, 12/20/08

**Most 2nd Half:** 57 vs. Arizona, 11/12/06

**Fewest 2nd Half:** 25 vs. Va. Tech, 1/16/08

**Rebounds:** 54 vs. UMES, 11/26/06

**Field Goals:** 43 vs. VMI, 11/16/08

**Field Goal Attps.:** 79 vs. VMI, 11/16/08

**Field Goal Pct.:** .547 (29-53)  
vs. Vermont, 11/11/07

**3-Pt. FG:** 18 vs. Gonzaga, 1/3/07

**3-Pt. FG Attempts:** 36 vs. Georgia Tech,  
1/27/08

**3-Point FG Pct.:** .625 (10-16)  
vs. Virginia Tech, 3/1/07

**Free Throws:** 39 vs. Maryland, 1/16/07

**FT Attempted:** 49 vs. Maryland, 1/16/07

**Free Throw Pct.:** .964 (27-28)  
vs. American, 12/28/06

**Assists:** 24 vs. Howard, 11/14/07  
24 vs. VMI, 11/16/08

**Steals:** 16 vs. NC State, 2/24/08

**Blocks:** 12 vs. Longwood, 2/13/07

**Most Turnovers:** 21 vs. Longwood, 12/7/07  
21 vs. Hampton, 12/19/07

**Fewest Turnovers:** 6 vs. Boston Coll., 1/19/08

### OPPONENT PLAYERS

**Points:** 32, K.C. Rivers  
Clemson, 2/7/08  
17, three times  
Last by Kyle Ohman  
Liberty, 11/25/08

**Most 1st Half Points:** 23, Al Thornton  
Florida State, 2/17/07

**Most 2nd Half Points:** 16, Al Thornton  
Florida State, 2/17/07

**Rebounds:** 12, Al Thornton  
Florida State, 2/17/07  
12, K. C. Rivers  
Clemson, 2/7/08

**Field Goals:** 23, Al Thornton  
Florida State, 2/17/07  
23, Dominique Jones  
USE, 11/19/08

**Field Goal Attempts:** .833 (5-6), Frank Hassell  
Old Dominion, (3/24/08)  
.833 (5-6), Matt Salley  
Bradley, 3/26/08

**Field Goal Pct.:** 8, K.C. Rivers  
Clemson, 2/7/08

**3-Point Field Goals:** 12, Jeremy Crouch  
Bradley, 3/26/08

**3-Pt. FG Attempts:** 12, Jeremy Crouch  
Bradley, 3/26/08

**3-Pt. FG Pct.:** .750 (6-8), Derek Raivio  
Gonzaga, 1/3/07  
.750 (6-8), Kyle Ohman  
Liberty, 11/25/08

**Free Throws Made:** 8, Ivan Radenovic  
Arizona, 11/12/06

**FT Attempted:** 12, Gani Lawal  
Georgia Tech, 1/27/08

**FT Pct.:** .875 (7-8), Kevin Anderson  
Richmond, 3/18/08

**Assists:** 11, Cliff Hammonds  
Clemson, 2/7/08

**Steals:** 4, six times  
Last by Willie Bell  
VMI, 11/16/08

**Blocks:** 6, Eric Hall  
Radford, 11/21/08

### OPPONENT TEAM

**Most Points:** 97, VMI, 11/16/08

**Fewest Points:** 48, Hampton, 12/23/08

**Most 1st Half:** 49, Arizona, 11/12/06

**Fewest 1st Half:** 18, NC State, 2/24/08

**Most 2nd Half:** 61, Gonzaga, 1/3/07

**Fewest 2nd Half:** 20, Longwood, 2/13/07

**Rebounds:** 47, Virginia Tech, 1/16/08

**Field Goals:** 37, VMI, 11/16/08

**Field Goal Attps.:** 79, VMI, 11/16/08

**Field Goal Pct.:** .566 (30-53)  
Liberty, 11/25/08

**3-Pt. FG:** 16, Clemson, 2/7/08

**3-Pt. FG Attempts:** 39, Hartford, 12/30/07

**3-Point FG Pct.:** .615 (16-26)  
Clemson, (2/7/08)

**Free Throws:** 25, Gonzaga, 1/3/07

**FT Attempted:** 29, Gonzaga, 1/3/07  
Georgia Tech, 1/27/08

**Free Throw Pct.:** .944 (17-18)  
American, 12/28/06

**Assists:** 22, Clemson, 2/7/08

**Steals:** 15, VMI, 11/16/08

**Blocks:** 10, Radford, 11/21/08

**Most Turnovers:** 25, NC State, 2/24/08

**Fewest Turnovers:** 6, Miami, 2/3/07

### RECORD AT JPJA

2006-07 to present 45 games.....34-11

### LONGEST WIN STREAK

**12 games**  
from 1/16/07 vs. Maryland  
through 11/27/07 vs. Northwestern

### LONGEST LOSING STREAK

**3 games**  
from 1/27/08 vs. Georgia Tech  
through 2/12/08 vs. North Carolina

### MISCELLANEOUS

**Biggest Comeback:** 19 points  
vs. Arizona, 11/12/06

**Biggest Lead Given up in a Loss:** 14 points  
vs. Bradley, 3/26/08

**Largest Lead:** 45 points  
vs. Northwestern, 11/27/07

**Biggest Deficit:** 38 points  
vs. Clemson, 2/7/08

**Largest Margin of Victory:** 42 points,  
vs. Northwestern, 11/27/07

**Largest Margin of Defeat:** 31 points,  
vs. Clemson, 2/7/08

**Overtime Games (Record):** 3 (1-2)  
Last: 82-92 loss vs. Georgia Tech, 1/27/08



# 2008-09 VIRGINIA BASKETBALL

## GAME #1 • NOVEMBER 16, 2008

VMI												97
AT VIRGINIA												107
<b>VMI (1-1)</b>												
Player	MP	FG	FT	REB (0-1)	A	TO	BS	S	TP			
Bell	31	6-8	2-2	4-6	3	5	0	4	14			
Burks	20	0-2	0-0	1-3	2	3	0	1	0			
C. Holmes	37	11-20	6-7	0-5	3	2	0	2	31			
Kenon	23	7-13	2-2	2-5	2	1	0	1	18			
T. Holmes	30	7-11	4-4	2-4	4	6	0	3	20			
Brownfield	8	0-2	0-0	0-0	1	0	0	0	0			
Gabriel	31	6-18	0-0	1-4	1	1	3	1	14			
Sparks	20	0-5	0-0	1-2	1	1	0	3	0			
Whiting	0+	0-0	0-0	0-0	0	0	0	0	0			
Team				5-6								
Totals	200	37-79	14-15	16-35	17	19	3	15	97			
		.468	.933									

VIRGINIA (1-0)												107
Player	MP	FG	FT	REB (0-1)	A	TO	BS	S	TP			
Diane	27	6-15	2-3	5-7	1	0	1	1	14			
Scott	30	11-13	4-5	10-18	0	4	0	1	26			
Farrakhan	11	1-5	0-0	0-0	0	2	0	0	2			
Baker	21	2-4	0-0	1-5	7	5	0	4	4			
Landesberg	36	10-17	8-11	6-8	8	3	0	3	28			
Tucker	17	6-8	2-4	0-3	0	2	1	0	14			
Zeglinski	31	4-9	2-5	0-4	6	3	1	2	11			
Jones	27	3-8	0-0	0-3	2	1	1	1	8			
Team				1-2								
Totals	200	43-79	18-28	23-50	24	20	4	12	107			
		.544	.643									

3-Point Field Goals: (VMI)--(9-31/.290) C. Holmes (3-7), T. Holmes (2-3), Kenon (2-7), Gabriel (2-9), Bell (0-1), Burks (0-1), Brownfield (0-1), Sparks (0-2). (UVA)--(3-16/.188) Jones (2-5), Zeglinski (1-2), Farrakhan (0-1), Baker (0-1), Tucker (0-1), Landesberg (0-2), Diane (0-4).

VMI	45	52	97
Virginia	51	56	107
Attendance --	9,955		

Sylen Landesberg scored 28 points, grabbed eight rebounds and had eight assists, and Mike Scott added career highs of 26 points and 18 rebounds to lead Virginia to a season-opening 107-97 victory over VMI at John Paul Jones Arena. Mamadi Diane and Jamil Tucker each added 14 points, and Sammy Zeglinski scored 11 points for the Cavaliers.

The victory was the 11th consecutive season-opening victory for Virginia.

Landesberg's 28 points are the most by a Virginia freshman in his collegiate debut and tied for the second most by an ACC freshman in his first game.

Scott tied a school record with 10 offensive rebounds and his 18 total rebounds were the most by a Cavalier since Travis Watson had 20 rebounds against Wofford on Jan. 2, 2003.

A 28-9 run gave Virginia a 36-19 lead with 10:14 left to play in the first half, but the Keydets rallied to cut the UVA lead to 51-45 at halftime. Scott had 14 first half points for the Cavaliers, Landesberg had 13 and Tucker 10.

The game was tied 82-82 with 6:47 to play when Virginia went on a 10-2 run to take control of the game. A jumper by Scott gave Virginia the lead for good at 84-82 with 6:30 remaining and two three-pointers by Jeff Jones completed the run. VMI didn't get closer than four points the rest of the game.

The Cavaliers shot 54.4 percent (43-79) from the field, out-rebounded the Keydets 50-35 and had 24 assists. VMI shot 46.8 percent (37-79) from the field, 93.3 percent (14-15) from the free throw line and had 15 steals. Virginia shot 64.3 percent (18-28) from the free throw line.

Twinn brothers Chavis and Travis Holmes led VMI. Chavis Holmes scored a game-high 31 points and Travis Holmes had 20 points. Austin Kenon added 18 points, while Willie Bell and Keith Gabriel each scored 14 points.

*"With so many possessions, it is a difficult style to play against. It affected everything that we do: our lineups, holding the big guys out because it would be very difficult for them to guard on the perimeter. They play you against yourself, and it was a difficult preparation for us -- getting us ready to go against what we do every day, so I'm just glad that fortunately we won."* - Dave Leitao

## GAME #2 • NOVEMBER 19, 2008

USF												75
AT VIRGINIA												77
<b>USF (1-1)</b>												
Player	MP	FG	FT	REB (0-1)	A	TO	BS	S	TP			
Williams	20	0-1	0-0	1-4	0	1	1	0	0			
Ajaji	9	1-4	0-2	1-2	0	0	0	0	2			
Howard	28	5-9	1-2	0-2	3	5	0	0	12			
Jones	38	10-23	3-4	3-5	5	3	1	1	23			
Verdejo	37	9-15	0-2	1-2	1	2	0	0	22			
Espinosa	20	3-4	0-0	2-6	2	1	2	0	6			
Leemow	17	0-2	0-0	0-1	2	0	0	0	0			
Rivas Sanchez	31	4-7	2-2	2-9	0	2	0	1	10			
Team				3-8								
Totals	200	32-65	6-12	13-39	13	14	4	2	75			
		.492	.500									

VIRGINIA (2-0)												77
Player	MP	FG	FT	REB (0-1)	A	TO	BS	S	TP			
Diane	30	6-14	1-2	1-3	1	2	0	0	13			
Scott	32	4-9	2-2	4-6	1	2	0	2	10			
Meynsse	6	0-0	0-0	0-0	0	1	0	0	0			
Farrakhan	5	0-0	0-0	0-0	0	0	0	0	0			
Baker	17	1-5	1-4	1-1	2	1	0	0	3			
Tucker	27	4-8	5-8	0-7	1	0	1	1	15			
Zeglinski	22	2-7	4-4	1-5	4	1	0	1	9			
Landesberg	31	8-15	4-6	1-4	0	1	0	3	21			
Soroye	15	1-1	1-2	3-6	0	1	2	1	3			
Jones	15	1-8	0-0	0-0	1	0	0	0	3			
Team				6-7								
Totals	200	27-67	18-28	17-39	10	10	3	8	77			
		.403	.643									

3-Point Field Goals: (USF)--(5-15/.333) Verdejo (4-7), Howard (1-2), Leemow (0-2), Jones (0-4). (UVA)--(5-19/.263) Tucker (2-3), Landesberg (1-2), Zeglinski (1-3), Jones (1-5), Scott (0-1), Baker (0-1), Diane (0-4).

USF	34	41	75
Virginia	34	43	77
Attendance --	8,810		

Sylen Landesberg scored on a layup with 13 seconds left in the game to give Virginia the lead for good at 76-75 and then added a free throw six seconds later to account for the final margin of victory as the Cavaliers defeated the University of South Florida 77-75 at John Paul Jones Arena.

Landesberg finished with a team-high 21 points and also had four rebounds and three steals. He is the first Virginia freshman since Gary Forbes in 2003-04 to lead the team in scoring in each of the first two games of the season.

Jamil Tucker added a career-high 15 points for the Cavaliers and led the team with seven rebounds. Mamadi Diane added 13 points, while Mike Scott scored 10 points and had six rebounds.

USF jumped out to a 10-2 lead 5:01 into the game, but UVA battled back and to tie the game 34-34 at halftime. Dominique Jones scored 13 points in the first half for USF and Diane had 10 first half points for the Cavaliers.

Virginia trailed by as many as six points in the second half (61-55 with 9:06 to play) before rallying for the victory. Landesberg and Tucker each scored 12 points in the second half to lead UVA.

The Cavaliers shot 40.3 percent (27-67) from the field, including 26.3 percent (5-19) from three-point range, and 64.3 percent (18-28) from the free throw line. Virginia had eight steals and turned the ball over only 10 times in the game. USF shot 49.2 percent (32-65) from the field, including 33.3 percent (5-15) from three-point range, and 50 percent (6-12) from the free throw line. The Bulls turned the ball over 14 times.

Jones finished with a game-high 23 points to lead USF and Jesus Verdejo scored 22 points. Chris Howard scored 12 points for the Bulls and Alex Rivas Sanchez added 10 points and nine rebounds.

*"Without playing particularly well today, we still were able to win. And were able to do it a little bit 'guttly'. In the last five minutes, we were finally getting some stops that we weren't successful in stringing together in the previous 35 (minutes). We had some timely plays on the offensive end and a couple of mishaps that we didn't pay prices for."* - Dave Leitao

## GAME #3 • NOVEMBER 21, 2008

RADFORD												66
AT VIRGINIA												68
<b>RADFORD (2-1)</b>												
Player	MP	FG	FT	REB (0-1)	A	TO	BS	S	TP			
Lynch-Flohr	27	6-12	3-6	1-2	1	1	1	0	15			
Parakhouski	26	6-16	4-9	6-12	0	1	0	2	16			
McDuffy	35	4-8	2-2	0-3	1	2	1	0	13			
Johnson	34	2-7	1-2	0-2	2	4	1	0	6			
Thomas	37	3-11	4-4	2-6	3	3	1	1	10			
Austin	5	0-1	0-2	0-0	0	1	0	0	0			
McFarlin	1	0-0	0-0	0-0	0	0	0	0	0			
Martin	9	0-1	0-0	0-1	0	1	0	0	0			
Hall	26	3-6	0-0	3-9	0	2	6	0	6			
Team				2-5								
Totals	200	24-62	14-25	14-40	7	15	10	3	66			
		.387	.560									

VIRGINIA (3-0)												68
Player	MP	FG	FT	REB (0-1)	A	TO	BS	S	TP			
Diane	24	1-9	1-2	3-5	1	0	0	0	3			
Scott	27	2-7	1-3	2-5	1	0	0	0	5			
Soroye	24	3-5	2-2	2-5	0	0	2	2	8			
Baker	18	2-7	5-6	0-0	1	2	0	1	9			
Landesberg	34	9-15	3-4	1-4	0	4	0	1	22			
Farrakhan	4	0-2	0-0	0-1	0	1	0	0	0			
Tucker	16	2-6	0-0	3-6	0	2	0	1	4			
Zeglinski	26	4-8	3-3	0-5	1	2	0	1	11			
Sherrill	5	0-2	0-0	2-3	0	1	0	0	0			
Jones	13	1-3	4-4	0-2	0	1	0	0	6			
Brandenburg	5	0-0	0-0	0-1	0	0	1	0	0			
Tat	1	0-0	0-0	0-0	0	0	0	0	0			
Meynsse	3	0-1	0-0	0-0	0	1	0	0	0			
Team				3-6								
Totals	200	24-65	19-24	16-43	4	14	3	6	68			
		.369	.792									

3-Point Field Goals: (Rad)--(4-12/.333) McDuffy (3-6), Johnson (1-3), Thomas (0-3). (UVA)--(1-9/.111) Landesberg (1-2), Scott (0-1), Zeglinski (0-1), Jones (0-1), Diane (0-2), Baker (0-2).

Radford	29	37	66
Virginia	27	41	68
Attendance --	10,311		

Sylen Landesberg scored a game-high 22 points and made two free throws with 29 seconds left to play to give Virginia the lead for good at 67-66 and the Cavaliers went on to a 68-66 victory over Radford at John Paul Jones Arena.

Landesberg finished with a game-high total of 22 points and he also had four rebounds. He scored 18 of his points in the second half.

Sammy Zeglinski was the only other player to score in double figures for UVA with 11 points and he had five rebounds. Calvin Baker added nine points for the Cavaliers and Tunji Soroye added eight points, five rebounds and blocked two shots. Baker scored five of UVA's last seven points in the final 2:35 of the game.

Radford led 29-27 at halftime with Joey Lynch-Flohr's nine points leading the Highlanders. Zeglinski had nine first half points for the Cavaliers. Neither team led by more than four points in the second half before Virginia came from behind in the closing minute for the victory.

UVA shot 36.9 percent (24-65) from the field, including just 11.1 percent (1-9) from three-point range, and 79.2 percent (19-24) from the free throw line. The Cavaliers out-rebounded the Highlanders 43-40. Radford shot 38.7 percent (24-62) from the field, including 4-12 from three-point range, and 56.0 percent (14-25) from the free throw line. The Highlanders blocked 10 of the Cavaliers' shots in the game.

Artsiom Parakhouski had a double-double for Radford with 16 points and 12 rebounds. Lynch-Flohr finished with 15 points, while Martell McDuffy scored 13 points and Kenny Thomas 10 for the Highlanders.

*"By chance today, we made a play or two at the end or they didn't execute a play or two at the end, and we were fortunate to win. For the second consecutive game, we haven't exactly played the game we've intended to from day one in practice. If we don't make a decision to turn the corner, both psychologically and physically, these nights that we eek out wins are going to turn to losses, and unfortunately they're going to start stringing together."* - Dave Leitao





# 2008-09 VIRGINIA BASKETBALL

## GAME #4 • NOVEMBER 25, 2008

**LIBERTY** 86  
**AT VIRGINIA** 82

LIBERTY (2-1)		FG		FT	REB		A	TO	BS	S	TP
Player	MP				(O-T)						
An. Smith	38	8-14	3-4	0-4	6	2	0	0	0	0	21
Ohman	38	9-12	2-2	0-3	1	0	0	0	2	0	26
Floyd	24	2-5	4-6	0-4	1	3	0	0	0	0	8
Sanders	37	1-2	0-0	1-4	8	0	0	0	0	0	2
Curry	38	9-17	4-6	1-3	1	3	0	0	1	0	26
Stephene	13	1-3	0-0	0-2	4	1	0	0	0	0	3
Spencer	5	0-0	0-0	0-0	0	0	0	0	0	0	0
Au. Smith	4	0-0	0-0	0-0	0	1	0	0	0	0	2
Weaver	3	0-0	0-2	0-1	0	1	0	0	0	0	0
McMasters	0+	0-0	0-0	0-0	0	0	0	0	0	0	0
Team					0-2						
Totals	200	30-53	13-20	2-23	21	11	0	5	5	86	
		.566	.650								

VIRGINIA (3-1)		FG		FT	REB		A	TO	BS	S	TP
Player	MP				(O-T)						
Diane	27	0-6	0-0	0-2	2	1	1	0	0	0	0
Scott	34	3-4	3-4	7-17	1	1	0	0	0	0	9
Baker	25	5-9	2-2	0-3	5	3	0	1	15		
Zeglinski	31	8-13	2-3	0-2	4	5	0	2	24		
Landesberg	35	5-10	6-8	2-9	2	1	0	0	17		
Farrakhan	8	1-3	2-2	0-0	1	2	0	0	5		
Tucker	6	0-0	0-0	1-1	0	1	0	0	0	0	0
Jones	29	4-12	0-0	0-1	3	0	0	2	10		
Iat	0+	0-0	0-0	0-0	0	0	0	0	0	0	0
Meyinsse	5	1-1	0-0	1-1	0	0	0	0	0	0	2
Team					0-1						
Totals	200	27-58	15-19	11-37	18	14	1	5	82		
		.466	.789								

3-Point Field Goals: (LU)--(13-26/500) Ohman (6-8), Curry (4-8), An. Smith (2-6), Stephene (1-1), Sanders (0-1), Floyd (0-2), (UVA)--(13-32/406) Zeglinski (6-10), Baker (3-6), Jones (2-8), Landesberg (1-2), Farrakhan (1-3), Diane (0-3).

Liberty	35	51	86
Virginia	32	50	82
Attendance --	9,263		

Seth Curry and Kyle Ohman each scored 26 points, and Anthony Smith scored 21 to lead Liberty to an 86-82 victory over Virginia at John Paul Jones Arena.

The Flames shot 56.6 percent (30-53) from the field for the game, including 50 percent (13-26) from three-point range. In the second half, Liberty shot 69.6 percent (16-23) from the field, including 60 percent (6-10) from three-point range. The Flames also shot 65 percent (13-20) from the free throw line, 72.2 percent (13-18) in the second half.

Sammy Zeglinski made the first start of his collegiate career and scored a career-high 24 points to lead the Cavaliers. Zeglinski also had a career high with six three-point field goals. Sylvan Landesberg scored 17 points and had nine rebounds, Calvin Baker scored 15 points and had five assists, and Jeff Jones scored 10 points for Virginia. Mike Scott had a game-high 17 rebounds for the Cavaliers.

UVA shot 46.6 percent (27-58) from the field, including 40.6 percent (13-32) from three-point range, and 78.9 percent (15-19) from the free throw line.

A three-pointer by Curry at the buzzer gave Liberty a 35-32 halftime lead. The Flames ran off six consecutive points to take a seven-point lead (78-71) with 1:14 left in the game. Virginia closed to within two points (83-81) with 16 seconds remaining to play, but Liberty hung on for the victory.

Virginia out-rebounded the Flames 37-23.

The loss ended the Cavaliers' 36-game November home winning streak, UVA's 16-game winning streak against Big South opponents and Virginia's 15-game winning streak against non-conference in-state opponents.

*"We lost the game before today even started. We have been flirting with disaster, or losses, for a while now and the ball fortunately bounced our way a couple of times. We were fortunate enough to win the last couple games. It didn't bounce our way this time. We've got to figure ourselves out, begin to start to play the game with some passion and energy, have some fun, and understand one another - our strengths and our weaknesses." - Dave Leitao*

## GAME #5 • NOVEMBER 28, 2008

**VIRGINIA** 70  
**AT SYRACUSE** 73

VIRGINIA (3-2)		FG		FT	REB		A	TO	BS	S	TP
Player	MP				(O-T)						
Landesberg	28	5-11	6-8	0-3	3	0	0	2	16		
Scott	37	5-10	0-0	5-10	4	0	0	1	10		
Sene	7	0-0	1-2	0-1	1	0	1	0	1		
Baker	31	6-10	1-1	0-3	3	4	0	4	14		
Zeglinski	29	6-12	0-0	0-4	2	5	0	2	14		
Farrakhan	3	1-3	0-0	0-0	0	0	0	0	2		
Tucker	2	0-2	0-0	1-2	0	0	0	0	0	0	0
Soroye	10	0-1	0-0	0-1	0	0	0	0	0	0	0
Jones	13	1-5	0-0	0-2	1	0	0	0	3		
Diane	16	0-3	0-1	1-2	0	1	0	1	0	0	0
Meyinsse	24	3-7	4-5	4-8	0	1	1	0	10		
Team					2-2						
Totals	200	27-64	12-17	13-38	14	12	2	10	70		
		.422	.706								

SYRACUSE (6-0)		FG		FT	REB		A	TO	BS	S	TP
Player	MP				(O-T)						
Harris	33	4-9	5-7	2-8	1	5	1	3	13		
Ongenaet	6	0-1	0-0	0-0	1	1	0	0	0	0	0
Onuaku	25	1-3	4-4	1-10	0	0	2	0	6		
Flynn	39	4-9	7-11	0-1	6	2	1	1	15		
Devendorf	39	3-3	8-9	0-0	4	2	0	0	14		
Jackson	15	4-8	0-0	2-6	0	0	5	1	8		
Rautins	28	4-10	3-7	0-2	3	2	0	1	15		
Joseph	15	1-2	0-0	1-2	0	3	0	0	2		
Team					0-4						
Totals	200	21-45	27-38	6-33	15	15	9	6	73		
		.467	.711								

3-Point Field Goals: (UVA)--(4-14/286) Zeglinski (2-5), Jones (1-3), Baker (1-4), Landesberg (0-1), Diane (0-1), (SU)--(4-13/308) Rautins (4-9), Harris (0-1), Joseph (0-1), Flynn (0-2).

Virginia	40	30	70
Syracuse	29	44	73
Attendance --	22,096		

Syracuse scored 10 consecutive points, the first six on two three-pointers by Andy Rautins, to take a six-point lead at 62-56 with 6:12 remaining in the game and the Orange went on to a 73-70 victory over Virginia at the Carrier Dome. Rautins' second three-pointer in the run gave Syracuse its first lead (58-56 with 7:54 left to play) since a 2-0 lead in the first minute of the game.

Virginia led by as many as 13 points (40-27) with 30 seconds left in the first half after a 9-0 run that featured five points by Calvin Baker and the Cavaliers led by 11 (40-29) at halftime. UVA's biggest lead of the second half was 12 points on two occasions, the last with 16:57 to play in the game (45-33) after a jump shot by Baker.

Sylvan Landesberg led five Virginia players in double figures in scoring with 16 points. Baker and Sammy Zeglinski each scored 14 points, while Mike Scott added 10 points, 10 rebounds and a career-high four assists, and Jerome Meyinsse 10 points and eight rebounds. The double-double was the second of the season for Scott and the fourth of his UVA career.

Four Syracuse players scored in double figures as the Orange remained undefeated at 6-0. Jonny Flynn scored 15 points and had six assists, and Rautins also scored 15 points to lead Syracuse. Eric Devendorf added 14 points and four assists, and Paul Harris scored 13 points and had eight rebounds for the Orange. Arinze Onuaku led Syracuse with 10 rebounds.

Virginia shot 42.2 percent (27-64) from the field for the game, including 28.6 percent (4-14) from three-point range, and 70.6 percent (12-17) from the free throw line. The Cavaliers out-rebounded the Orange 38-33.

Syracuse shot 46.7 percent (21-45) from the field, including 30.8 percent (4-13) from three-point range, and 71.1 percent (27-38) from the free throw line. The Orange blocked nine Virginia shots.

*"I'm very disappointed with the outcome. We definitely had our chances. I thought for about the first 27, 28 minutes we maintained ourselves in this environment pretty well. Then, typical of Syracuse over the years, they come at you in some waves. The thing that was most disappointing was the points that they scored were scored a little bit too easy for our liking. They got energized by that, picked up their defensive intensity and stopped us from executing the way we had been to get the lead." - Dave Leitao*

## GAME #6 • DECEMBER 2, 2008

**VIRGINIA** 56  
**AT MINNESOTA** 66

VIRGINIA (3-3)		FG		FT	REB		A	TO	BS	S	TP
Player	MP				(O-T)						
Scott	18	0-4	0-0	2-6	2	3	0	1	0	0	0
Sene	18	0-0	2-2	2-4	0	1	0	0	0	0	2
Landesberg	33	1-11	8-10	1-6	2	0	0	0	0	0	10
Baker	33	3-11	3-4	0-2	2	3	0	0	0	0	9
Zeglinski	27	4-8	0-0	1-1	2	5	0	0	0	0	10
Diane	15	2-4	0-0	0-1	1	2	1	0	4		
Meyinsse	22	1-1	3-4	2-5	0	2	1	0	5		
Tucker	22	4-8	0-0	1-4	0	1	0	0	2	12	
Farrakhan	12	1-4	2-2	1-2	2	1	0	0	2	4	
Team					4-9						
Totals	200	16-51	18-22	14-40	11	19	2	5	56		
		.314	.818								

MINNESOTA (7-0)		FG		FT	REB		A	TO	BS	S	TP
Player	MP				(O-T)						
Abu-Shamala	11	1-4	0-0	0-1	1	1	0	0	0	0	2
Johnson	33	3-9	0-0	1-6	3	0	3	3	6		
Iverson	22	5-6	4-6	4-7	0	2	0	1	14		
Hoffarber	31	4-8	0-0	1-3	2	1	1	0	12		
Nolen	27	2-4	4-5	0-1	5	2	0	5	9		
Westbrook	28	3-10	6-8	2-4	2	3	0	1	13		
Joseph	13	1-4	0-0	0-4	0	1	0	0	2		
Sampson	17	0-2	0-0	1-1	1	0	2	0	0	0	0
Busch	11	2-3	2-2	0-1	0	2	1	0	6		
Bostick	7	1-3	0-0	0-0	1	0	0	0	2		
Team					0-4						
Totals	200	22-53	16-21	9-32	15	12	7	10	66		
		.415	.762								

3-Point Field Goals: (UVA)--(6-20/300) Tucker (4-8), Zeglinski (2-5), Landesberg (0-2), Farrakhan (0-2), Baker (0-3), (Minn.)--(6-24/250) Hoffarber (4-8), Nolen (1-2), Westbrook (1-5), Bostick (0-1), Joseph (0-2), Abu-Shamala (0-3), Johnson (0-3).

Virginia	29	27	56
Minnesota	32	34	66
Attendance --	12,424		

Virginia lost its third consecutive game when the Cavaliers dropped a 66-56 decision at Minnesota in the ACC-Big Ten Challenge. UVA shot just 31.4 percent (16-51) from the field and turned the ball over 19 times in the loss to the Golden Gophers.

Minnesota made two runs that helped the Golden Gophers take control of the game. The first came with Virginia leading by five points at 16-11.

Starting with a three-pointer by Blake Hoffarber with 8:13 remaining in the first half, Minnesota outscored the Cavaliers 15-2 over a span of 2:43 to take a 26-18 lead with 5:30 left in the half.

The Cavaliers cut the lead to three points (32-29) at halftime and narrowed the deficit to one (32-31) on two free throws by Calvin Baker with 18:48 to play in the game. Minnesota then went on a 13-2 run over a span of 4:14 to take a 12-point lead at 45-33 with 13:42 left to play.

UVA pulled within four points at 48-44 with 10:17 remaining in the game after an 11-3 run of its own and had two possessions to draw closer, but the Cavaliers were unable to score on either possession.

Jamil Tucker scored a team-high 12 points on a career-high four three-point field goals to lead Virginia in scoring. Sylvan Landesberg scored 10 points and had six rebounds for the Cavaliers, and Sammy Zeglinski added 10 points.

UVA shot 30 percent (6-20) from three-point range and 81.8 percent (18-22) from the free throw line. The Cavaliers out-rebounded Minnesota 40-32.

Colton Iverson led the Golden Gophers with game-high totals of 14 points and seven rebounds. Lawrence Westbrook scored 13 points for Minnesota and Hoffarber added 12 points.

Minnesota shot 41.5 percent (22-53) from the field, including 25 percent (6-24) from three-point range, and 76.2 percent (16-21) from the free throw line. The Golden Gophers had 10 steals in the game, blocked seven shots and turned the ball over 12 times.



# 2008-09 VIRGINIA BASKETBALL

## GAME #7 • DECEMBER 17, 2008

**LONGWOOD** 61  
**AT VIRGINIA** 90

LONGWOOD (5-6)		REB							
Player	MP	FG	FT	(0-1)	A	TO	BS	S	TP
Smith	29	4-11	2-4	0-3	1	1	0	2	11
Carter	19	5-7	3-5	2-2	0	2	1	0	13
Bogan	26	5-9	0-0	0-2	3	2	0	2	11
Swecker	29	2-8	0-0	0-1	2	1	0	0	5
Neil	17	1-5	0-0	0-2	1	3	0	0	2
Dawson	15	1-3	0-0	1-5	1	0	0	0	2
Washington	22	2-7	0-0	1-3	1	1	0	0	6
Gee	8	2-4	0-0	0-1	1	1	0	2	4
Robinson	12	0-1	1-2	0-2	1	2	0	0	1
Ryan	11	3-8	0-0	1-1	0	0	0	0	6
van der Kooij	3	0-1	0-0	0-0	0	0	0	0	0
Evans	9	0-1	0-0	0-0	1	0	4	0	0
Team				0-1					
Totals	200	25-65	6-11	5-23	12	13	5	6	61
		.385	.545						

VIRGINIA (4-3)		REB							
Player	MP	FG	FT	(0-1)	A	TO	BS	S	TP
Tucker	24	4-12	2-3	2-10	3	0	1	0	11
Scott	27	4-5	0-0	0-6	0	0	1	0	8
Baker	24	5-11	4-4	0-6	3	4	0	1	14
Zeglinski	24	5-8	1-2	0-4	4	3	0	1	14
Landesberg	28	6-10	8-8	6-9	1	6	0	0	20
Farrakhan	4	2-2	0-0	0-0	0	0	0	0	5
Sene	16	2-4	2-3	2-5	1	1	2	0	6
Sherrill	3	0-0	0-0	0-0	0	0	0	0	0
Jones	21	3-4	0-0	2-3	0	1	0	0	7
Diane	19	1-7	1-2	0-1	0	0	1	0	3
Brandenburg	3	1-1	0-0	0-1	0	0	0	0	2
Meynsse	7	0-0	0-2	1-1	0	2	0	0	0
Team				0-3					
Totals	200	33-64	18-24	13-49	12	17	5	2	90
		.516	.750						

3-Point Field Goals: (Long)--(5-22/227) Washington (2-6), Smith (1-3), Bogan (1-3), Swecker (1-6), Carter (0-1), Neil (0-1), Gee (0-1), van der Kooij (0-1), (UVA)--(6-16/375) Zeglinski (3-5), Farrakhan (1-1), Jones (1-1), Tucker (1-3), Scott (0-1), Baker (0-2), Diane (0-3).

Longwood	27	34	61
Virginia	42	48	90
Attendance --	8,543		

Virginia opened the game on a 15-2 run and rolled to a 90-61 victory over Longwood. Sylvan Landesberg scored six points in the Cavaliers' game-opening surge and Calvin Baker and Mike Scott each scored four points.

The win broke a three-game UVA losing streak. Virginia scored 16 consecutive points later in the first half to take a 22-point lead at 31-9 with 8:26 left in the half. The Lancers cut the UVA lead to 36-27 with 1:40 remaining in the first half, but the Cavaliers closed the half on a 6-0 run to lead 42-27 at halftime. Longwood got no closer than 14 points in the second half as Virginia pulled away for the victory.

Landesberg scored a game-high 20 points and had nine rebounds to lead the Cavaliers, while Baker and Sammy Zeglinski each finished with 14 points. Jamil Tucker had the first double-double of his collegiate career with 11 points and a game-high 10 rebounds in his first start of the season.

UVA shot 51.6 percent (33-64) from the field, including 37.5 percent (6-16) from three-point range, and 75 percent (18-24) from the free throw line in the game. The Cavaliers out-rebounded Longwood 49-23.

Antwan Carter scored 13 points to lead Longwood. Ryan Bogan and Dana Smith each added 11 points for the Lancers.

Longwood shot 38.5 percent (25-65) from the field, including 22.7 percent (5-22) from three-point range, and 54.5 percent (6-11) from the free throw line.

*"Coming off the long break, one of our concerns was not having the right rhythm that we needed. We have been a victim of that before. We made more good plays today. It is a point to build from. There still are some key areas to improve on, but we'll take that, move on and build some consistency." - Dave Leitao*

## GAME #8 • DECEMBER 20, 2008

**AUBURN** 58  
**AT VIRGINIA** 56

AUBURN (6-4)		REB							
Player	MP	FG	FT	(0-1)	A	TO	BS	S	TP
Barber	35	5-13	4-9	7-13	1	2	0	1	14
Lett	10	1-2	1-1	1-3	0	0	1	0	3
Reed	37	4-12	2-3	0-1	4	2	1	0	12
Robertson	29	3-9	1-2	3-10	2	4	0	2	7
Waller	33	3-12	0-0	0-1	0	1	1	2	8
Hargrove	31	2-8	0-0	3-10	2	2	1	0	4
Williams	0+	0-0	0-0	0-0	0	0	0	0	0
Barrett	25	4-8	0-0	0-4	0	1	0	1	10
Team				0-2					
Totals	200	22-64	8-15	14-44	9	12	4	6	58
		.344	.533						

VIRGINIA (4-4)		REB							
Player	MP	FG	FT	(0-1)	A	TO	BS	S	TP
Tucker	9	0-2	0-0	0-1	0	0	1	0	0
Scott	27	4-7	1-2	0-3	0	3	0	3	9
Baker	30	2-8	4-4	0-4	4	1	0	1	9
Zeglinski	26	4-14	0-0	0-1	5	1	0	1	9
Landesberg	38	5-8	10-14	0-6	1	5	1	0	22
Sene	22	1-3	0-0	0-9	2	0	4	0	2
Jones	20	2-7	0-0	0-1	1	0	0	1	5
Diane	20	0-0	0-0	0-0	0	1	0	2	0
Meynsse	8	0-0	0-1	1-1	0	1	0	0	0
Team				1-4					
Totals	200	18-49	15-21	2-30	13	12	6	8	56
		.367	.714						

3-Point Field Goals: (AU)--(6-27/222) Barrett (2-5), Reed (2-7), Waller (2-10), Hargrove (0-2), Robertson (0-3). (UVA)--(5-18/278) Landesberg (2-2), Baker (1-3), Jones (1-3), Zeglinski (1-8), Tucker (0-1), Scott (0-1).

Auburn	32	26	58
Virginia	21	35	56
Attendance --	11,070		

A three-point field goal by DeWayne Reed with 1:24 left to play provided Auburn with the winning points as the Tigers held on for a 58-56 victory over Virginia. The Cavaliers had two possessions after Reed's three-pointer, but failed to score.

UVA trailed by 13 points (37-24) with 17:08 left in the game and still trailed by eight (50-42) with 9:15 remaining to play. The Cavaliers then scored 12 consecutive points to take a 54-50 lead with 4:45 remaining. Sylvan Landesberg and Sammy Zeglinski each scored five points in the run.

UVA led 56-52 after a jumper by Zeglinski with 4:02 left to play, but the Cavaliers would not score again. A three-pointer by Auburn's Ty Waller at the 2:16 mark narrowed Virginia's lead to 56-55 and set the stage for Reed's three-point field goal that proved to be the winning basket.

Auburn scored the last 11 points of the first half to take a 32-21 halftime lead. The Cavaliers shot just 20.8 percent (5-24) from the field in the first half. UVA went the final 7:50 of the first half and the first 2:40 of the second half without a field goal.

Landesberg scored a game-high 22 points and had six rebounds. He was the only Virginia player to score in double figures.

UVA shot 52 percent (13-25) from the field in the second half and 36.7 percent (18-49) for the game, including 27.8 percent (5-18) from three-point range. The Cavaliers also shot 71.4 percent (15-21) from the free throw line.

Auburn out-rebounded Virginia 44-30 and had 14 offensive rebounds to just two for the Cavaliers. The Tigers shot 34.4 percent (22-64) from the field, including 22.2 percent (6-27) from three-point range, and 53.3 percent (8-15) from the free throw line.

Korvotney Barber scored 14 points and had 13 rebounds to lead Auburn, while Reed added 12 points and Rasheem Barrett 10 for the Tigers. Lucas Hargrove and Quantez Robertson each had 10 rebounds for Auburn.

*"I'm obviously disappointed, particularly with our inability to play a game from start to finish that we prepared to play. Two things we emphasized were to execute a game plan and do it with a high level of passion. We didn't sustain either and it obviously cost us in the beginning, it cost us in the middle and it cost us late." - Dave Leitao*

## GAME #9 • DECEMBER 23, 2008

**HAMPTON** 48  
**AT VIRGINIA** 74

LONGWOOD (5-5)		REB							
Player	MP	FG	FT	(0-1)	A	TO	BS	S	TP
Freeman	21	3-8	2-4	0-4	0	5	5	0	8
Harrison	19	0-1	0-0	1-1	1	0	0	0	0
Brooks	20	3-6	0-0	0-3	1	0	0	1	7
Tolson	18	2-7	0-0	1-2	1	3	1	0	4
Morgan	27	4-13	0-0	1-3	1	1	0	3	9
Pellum	17	2-9	0-2	1-2	1	1	0	0	5
Simpson	20	4-12	0-2	2-7	2	1	0	0	10
Tunnell	12	0-0	2-2	0-0	2	3	1	1	2
Smalling	15	0-5	1-2	3-4	1	0	0	0	1
DeGroat	9	1-4	0-0	4-5	0	0	0	0	2
Ntoko	15	0-1	0-0	3-4	1	0	0	1	0
Washington	4	0-0	0-0	0-0	0	0	0	0	0
Team				2-2					
Totals	200	19-66	5-12	18-37	11	14	7	6	48
		.288	.417						

VIRGINIA (5-4)		REB							
Player	MP	FG	FT	(0-1)	A	TO	BS	S	TP
Tucker	22	3-7	3-5	2-6	0	1	1	0	10
Scott	29	6-10	5-6	5-15	1	1	2	2	17
Baker	22	2-3	0-0	0-3	3	2	0	0	5
Zeglinski	30	3-8	2-2	1-3	4	3	1	4	11
Landesberg	28	3-7	3-3	1-3	3	1	0	0	9
Farrakhan	14	3-5	2-2	1-1	2	0	0	0	10
Sene	15	1-4	0-0	1-6	0	2	2	0	2
Soroye	5	1-3	0-0	0-1	1	0	2	0	2
Sherrill	3	0-0	0-0	0-0	1	1	0	0	0
Jones	14	1-9	0-0	0-1	1	1	0	0	2
Diane	11	1-4	2-2	2-3	0	1	0	0	4
Brandenburg	2	1-2	0-0	1-2	0	0	0	0	2
Meynsse	5	0-0	0-0	0-0	0	0	2	0	0
Team				2-3					
Totals	200	25-62	17-20	16-47	16	13	10	6	74
		.403	.850						

3-Point Field Goals: (Ham)--(5-22/227) Simpson (2-5), Brooks (1-3), Pellum (1-5), Morgan (1-6), Ntoko (0-1), Tolson (0-2). (UVA)--(7-23/304) Zeglinski (3-4), Farrakhan (2-3), Baker (1-2), Tucker (1-5), Landesberg (0-1), Diane (0-2), Jones (0-6).

Hampton	27	21	48
Virginia	38	36	74
Attendance --	9,158		

Mike Scott and Sammy Zeglinski each scored six points as Virginia sprinted to a 19-6 lead just 5:31 into the game and went on to a 74-48 victory over Hampton.

The Pirates narrowed the Cavaliers' lead to five points (27-22) with 4:18 to play in the first half, but UVA built the lead back to 11 points (38-27) at halftime. Hampton got no closer than 10 points in the second half as the Cavaliers took control of the game with a 10-0 run that gave them a 52-32 lead with 11:27 left to play. Scott scored four points in the run.

Scott finished the game with 17 points and 15 rebounds for his third double-double of the season, while Zeglinski scored 11 points, had four assists and a career-high four steals. Mustapha Farrakhan added a career-high 10 points and Jamil Tucker also scored 10 points for the Cavaliers.

Virginia shot 40.3 percent (25-62) from the field, including 30.4 percent (7-23) from three-point range, and 85.0 percent (17-20) from the free throw line. The Cavaliers also blocked 10 shots and out-rebounded the Pirates 47-37.

Vincent Simpson was the only player to score in double figures for Hampton with 10 points and he also led the Pirates in rebounding with seven.

Hampton shot just 28.8 percent (19-66) from the field, including 22.7 percent (5-22) from beyond the arc, and only 41.7 percent (5-12) from the free throw line.

*"Any time you go into a holiday, you want to do it on a good note. I thought over the course of the game that we evened ourselves out in terms of not having as many highs and lows. We started off really quick sharing the basketball, pushing the basketball, and it led to some high percentage shots that we fortunately made. Our defense was sound enough to get us the ball back." - Dave Leitao*



# 2008-09 VIRGINIA BASKETBALL

## GAME #10 • DECEMBER 28, 2008

VIRGINIA		88		84		OT			
AT GEORGIA TECH									
<b>VIRGINIA (6-4, 1-0)</b>									
Player	MP	FG	FT	REB (O-T)	A	TO	BS	S	TP
Scott	27	3-8	5-8	5-10	1	2	2	0	11
Sene	24	1-5	0-1	0-1	0	0	2	0	2
Baker	34	6-12	0-0	0-5	0	4	0	1	13
Zeglinski	39	3-10	0-0	1-6	6	3	0	1	9
Landesberg	41	9-18	8-9	0-6	5	1	0	0	26
Farrakhan	16	3-5	4-4	1-1	1	0	0	0	12
Tucker	24	6-7	0-0	0-6	2	2	0	0	15
Soroye	1	0-0	0-0	0-0	0	0	0	0	0
Jones	2	0-0	0-0	0-0	0	0	0	0	0
Diane	6	0-3	0-0	0-1	1	1	0	0	0
Meynsse	11	0-2	0-0	1-2	0	0	2	0	0
Team				3-4					
Totals	225	31-70	17-22	11-42	16	13	6	2	88
		.443	.773						

<b>GEORGIA TECH (7-4, 0-1)</b>									
Player	MP	FG	FT	REB (O-T)	A	TO	BS	S	TP
Lawal	40	6-14	9-14	4-9	0	0	1	1	21
Peacock	37	4-6	1-3	3-8	1	1	0	0	9
Aminu	32	6-14	1-4	7-12	0	1	2	2	13
Clinch	42	6-16	3-7	1-9	2	2	0	1	18
Shumpert	38	7-16	2-5	1-5	6	7	0	0	18
Foreman	16	1-4	0-0	1-1	2	0	0	1	2
Storrs	13	1-2	0-0	0-1	0	1	0	2	3
Sheehan	7	0-0	0-0	1-1	0	0	1	0	0
Team				2-4					
Totals	225	31-72	16-33	20-50	11	12	4	7	84
		.431	.485						

3-Point Field Goals: (UVa)--(9-23/391) Tucker (3-3), Zeglinski (3-9), Farrakhan (2-3), Baker (1-4), Landesberg (0-2), Diane (0-2). (GT)--(6-18/333) Clinch (3-10), Shumpert (2-4), Storrs (1-2), Foreman (0-2).

Virginia	44	30	14	88
Georgia Tech	37	37	10	84
Attendance --	7,230			

Jamil Tucker's three-point field goal with 14.7 seconds left in regulation forced overtime and Calvin Baker's driving layup with 10.3 seconds remaining in the overtime period put Virginia ahead for good as the Cavaliers won their Atlantic Coast Conference opener 88-84 at Georgia Tech.

Virginia led by as many as 11 points in the first half after jumping to a 17-6 lead 4:09 into the game. The Cavaliers were ahead by seven (44-37) at halftime behind 14 first-half points by Sylvan Landesberg and 10 by Mustapha Farrakhan.

Georgia Tech opened the second half with a 9-0 run to take the lead and the Yellow Jackets led by as many as five points (69-64) with 3:45 left in regulation before the Cavaliers rallied to send the game to overtime.

Landesberg finished with a game-high total of 26 points, and he also had six rebounds and five assists. Tucker tied his career high with 15 points and had six rebounds, Baker had 13 points and Farrakhan scored a career-high 12 points. Mike Scott had his second consecutive double-double with 11 points and 10 rebounds.

Virginia shot 44.3 percent (31-70) from the field, including 39.1 percent (9-23) from three-point range, and 77.3 percent (17-22) from the free throw line.

Gani Lawal led Georgia Tech with 21 points and nine rebounds, while Lewis Clinch and Iman Shumpert each scored 18 points. Alade Aminu had a double-double for the Yellow Jackets with 13 points and 12 rebounds.

Georgia Tech shot 43.1 percent (31-72) from the field, including 33.3 percent (6-18) from three-point range, but the Yellow Jackets made only 48.5 percent (16-33) of their free throw attempts. Georgia Tech out-rebounded Virginia 50-42 and the Yellow Jackets had 20 offensive rebounds.

It was the first overtime victory for the Cavaliers on an opponent's home court since an 84-82 double overtime win at NC State on Feb. 8, 1996.

*"It was a terrific game, both teams played well and played to their strengths. They got a lot of inside scoring and attacked the glass. We were able to spread them out offensively and attack. They made some runs, we made some runs and the last two minutes before overtime, with the game hanging in the balance, some of our guys stepped up. To finish it off in overtime was huge. I think overall it speaks to what we have been talking about. We are getting a little bit better, a little more consistent on the defensive end."* - **Dave Leitao**

## GAME #11 • JANUARY 3, 2009

#22 XAVIER		84		70					
AT VIRGINIA									
<b>XAVIER (11-2)</b>									
Player	MP	FG	FT	REB (O-T)	A	TO	BS	S	TP
Brown	29	2-7	4-6	1-3	2	1	0	2	8
Anderson	24	2-7	4-5	3-6	1	1	0	0	8
Love	16	1-5	1-2	4-7	1	0	2	0	3
Raymond	31	9-14	2-2	0-6	1	0	2	0	24
Holloway	22	0-5	4-5	0-1	3	4	0	2	4
Redford	15	2-5	1-2	0-0	1	2	0	0	6
McLean	14	2-3	1-1	3-5	2	0	1	0	5
Jackson	28	5-8	0-2	0-3	3	0	0	0	13
Frease	21	6-11	0-0	3-8	1	2	0	0	13
Team				0-5					
Totals	200	29-65	17-25	14-44	15	10	5	4	84
		.446	.680						

<b>VIRGINIA (6-5)</b>									
Player	MP	FG	FT	REB (O-T)	A	TO	BS	S	TP
Scott	24	7-10	2-2	3-5	0	1	0	0	16
Sene	33	3-8	0-2	6-11	1	0	2	0	6
Baker	22	0-6	0-0	0-1	0	1	0	0	0
Zeglinski	27	3-12	0-0	0-2	6	2	0	2	8
Landesberg	35	7-15	10-11	0-7	4	2	1	1	25
Farrakhan	14	1-5	2-2	0-1	0	2	0	0	5
Tucker	10	0-1	0-0	0-0	0	1	0	0	0
Soroye	2	0-0	0-0	0-0	0	1	0	0	0
Jones	11	0-2	1-2	0-0	0	1	0	0	1
Diane	10	3-4	0-0	1-2	0	1	0	1	7
Tat	9	0-0	2-2	0-2	1	0	0	0	2
Meynsse	3	0-1	0-0	0-0	0	0	0	0	0
Team				2-4					
Totals	200	24-64	17-21	12-35	12	12	3	4	70
		.375	.810						

3-Point Field Goals: (XU)--(9-22/409) Raymond (4-7), Jackson (3-6), Frease (1-2), Redford (1-3), Brown (0-1), Anderson (0-1), Holloway (0-2). (Uva)--(5-15/333) Zeglinski (2-5), Diane (1-1), Landesberg (1-2), Farrakhan (1-3), Tucker (0-1), Jones (0-1), Baker (0-2).

Xavier	42	42	84
Virginia	26	44	70
Attendance --	10,174		

Xavier out-scored Virginia 23-2 during a 5:55 stretch early in the first half, including a 19-0 run, and went on to an 84-70 victory over the Cavaliers at John Paul Jones Arena.

The Musketeers led by as many as 21 points in the first half and led by 16 (42-26) at halftime. Xavier went on a 13-0 run early in the second half to expand its lead to 28 points (60-32) with 13:00 left to play and the closest Virginia could get after that was 12 points (82-70) with just 38 seconds left in the game.

Sylvan Landesberg scored a game-high 25 points, grabbed seven rebounds and had four assists for the Cavaliers. It was his second consecutive game with at least 25 points after scoring 26 in an 88-84 overtime victory over Georgia Tech on Dec. 28. He is the first Uva freshman to have consecutive games with at least 25 points since Chris Williams during the 1998-99 season.

Mike Scott added 16 points and five rebounds for Virginia. Assane Sene scored six points and had a game-high 11 rebounds for the Cavaliers.

Virginia shot 37.5 percent (24-64) from the field, including 33.3 percent (5-15) from three-point range, and 81.0 percent (17-21) from the free throw line in the game.

B.J. Raymond scored 24 points and had six rebounds to lead Xavier. Kenny Frease had 13 points and eight rebounds for the Musketeers, and Dante Jackson added 13 points.

Xavier shot 44.6 percent (29-65) from the field for the game, including 40.9 percent (9-22) from three-point range, and 68.0 percent (17-25) from the free throw line. The Musketeers out-rebounded Virginia 44-35 and Xavier got 37 points from its bench.

*"As I said coming into the year, unfortunately the down side of our youth is that we're going to have days where we surprise ourselves and perform at a high level and there are going to be days, like today, that for whatever reasons, you don't perform at the level you're capable of. We just have to continue to work at it, to gain the proper experience necessary through good and bad situations, and to learn and grow so we can continue to move forward."* - **Dave Leitao**





# CALVIN BAKER

# #4

Junior • Guard • 6-2 • 186 • Newport News, Va. • Woodside H.S. • William & Mary

### 2008-09 SEASON:

- One of Virginia's tri-captains this season
- Shooting 90.5 percent (19-21) from the free throw line in the last nine games and 80.0 percent (20-25) for the season
- Scored 13 points, including the game-winning layup with 10.3 seconds remaining in overtime, at Georgia Tech
- Had nine points and four assists vs. Auburn
- Had 14 points and a season-high six rebounds vs. Longwood
- Had 14 points and tied a career high with four steals at Syracuse
- Had a season-high 15 points and five assists vs. Liberty
- Scored nine points vs. Radford, including five of the team's last seven points in the final 2:35
- Assisted Sylven Landesberg's go-ahead layup with 13 seconds remaining against USF
- Had a career-high seven assists and tied a career high with four steals vs. VMI
- Had four points and four rebounds in the exhibition vs. Shepherd

### SINGLE GAME BESTS (at Virginia)

#### POINTS

Season: 15 vs. Liberty (11/25/08)  
 Career: 17 at Maryland (1/30/08)  
 ACC: 17 at Maryland (1/30/08)

#### REBOUNDS

Season: 6 vs. Longwood (12/17/08)  
 Career: 8 vs. Howard (11/14/07)  
 ACC: 7 at Georgia Tech (3/3/08)

#### FG MADE

Season: 6 at Syracuse (11/28/08), at Ga. Tech (12/28/08)  
 Career: 7 vs. Duke (3/5/08)  
 ACC: 7 vs. Duke (3/5/08)

#### FG ATTEMPTS

Season: 12 at Georgia Tech (12/28/08)  
 Career: 15 vs. Duke (3/5/08)  
 ACC: 15 vs. Duke (3/5/08)

#### 3 PT FG MADE

Season: 3 vs. Liberty (11/25/08)  
 Career: 4 vs. Northwestern (11/27/07)  
 ACC: 3 on three occasions

#### 3 PT FG ATTEMPTS

Season: 6 vs. Liberty (11/25/08)  
 Career: 7 vs. Syracuse (12/5/07), vs. Ga Tech (1/27/08)  
 ACC: 7 vs. Georgia Tech (1/27/08)

#### FT MADE

Season: 5 vs. Radford (11/21/08)  
 Career: 5 at Miami (3/1/08), vs. Radford (11/21/08)  
 ACC: 5 at Miami (3/1/08)

#### FT ATTEMPTS

Season: 6 vs. Radford (11/21/08)  
 Career: 6 at Miami (3/1/08), vs. Radford (11/21/08)  
 ACC: 6 at Miami (3/1/08)

#### ASSISTS

Season: 7 vs. VMI (11/16/08)  
 Career: 7 vs. VMI (11/16/08)  
 ACC: 5 at Boston College (2/17/08)

#### TURNOVERS

Season: 5 vs. VMI (11/16/08)  
 Career: 5 vs. Duke (3/5/08), vs. VMI (11/16/08)  
 ACC: 5 vs. Duke (3/5/08)

#### BLOCKS

Season: --  
 Career: 2 vs. North Carolina (2/12/08)  
 ACC: 2 vs. North Carolina (2/12/08)

#### STEALS

Season: 4 vs. VMI (11/16/08), at Syracuse (11/28/08)  
 Career: 4 on three occasions  
 ACC: 4 at Georgia Tech (3/3/08)

#### MINUTES

Season: 34 at Georgia Tech (12/28/08)  
 Career: 34 at FSU (1/23/08), at Ga. Tech (12/28/08)  
 ACC: 34 at FSU (1/23/08), at Ga. Tech (12/28/08)

### 2008-09 GAME-BY GAME:


Opponent	GP-GS	FG-FGA	3FG-3FGA	FT-FTA	Off-Def	Total	A	TO	Blk	Stl	PF	Min	Pts
VMI	1-1	2-4	0-1	0-0	1-4	5	7	5	0	4	1	21	4
USF	2-2	1-5	0-1	1-4	1-0	1	2	1	0	0	1	17	3
Radford	3-3	2-7	0-2	5-6	0-0	0	1	2	0	1	1	18	9
Liberty	4-4	5-9	3-6	2-2	0-3	3	5	3	0	1	5	25	15
at Syracuse	5-5	6-10	1-4	1-1	0-3	3	3	4	0	4	5	31	14
at Minnesota	6-6	3-11	0-3	3-4	0-2	2	2	3	0	0	4	33	9
Longwood	7-7	5-11	0-2	4-4	0-6	6	3	4	0	1	0	24	14
Auburn	8-8	2-8	1-3	4-4	0-4	4	4	1	0	1	0	30	9
Hampton	9-9	2-3	1-2	0-0	0-3	3	3	2	0	0	1	22	5
at Georgia Tech	10-10	6-12	1-4	0-0	0-5	5	0	4	0	1	4	34	13
Xavier	11-11	0-6	0-2	0-0	0-1	1	0	1	0	0	1	22	0

### CAREER STATISTICS (at Virginia)

Year	G-GS	Min-Avg.	FG-FGA	Pct.	3FG-3FGA	Pct.	FT-FTA	Pct.	Off-Def.	Reb-Avg.	PF-DQ	Ast	TO	Blk	Stl	Pts-Avg
2006-07																
ACC																
2007-08	33-8	835-25.3	103-247	.417	41-110	.373	37-55	.673	19-67	86-2.6	62-0	79	57	5	29	284-8.6
ACC	16-8	448-28.0	55-133	.414	20-53	.377	24-32	.750	9-37	46-2.9	30-0	34	29	4	19	154-9.6
2008-09	11-11	277-25.2	34-86	.395	7-30	.233	20-25	.800	2-31	33-3.0	23-2	30	30	0	13	95-8.6
ACC	1-1	34-34.0	6-12	.500	1-4	.250	0-0	.000	0-5	5-5.0	4-0	0	4	0	1	13-13.0
<b>CAREER</b>	<b>44-19</b>	<b>1112-25.3</b>	<b>137-333</b>	<b>.411</b>	<b>48-140</b>	<b>.343</b>	<b>57-80</b>	<b>.713</b>	<b>21-98</b>	<b>119-2.7</b>	<b>85-2</b>	<b>109</b>	<b>87</b>	<b>5</b>	<b>42</b>	<b>379-8.6</b>
ACC	17-9	482-28.4	61-145	.421	21-57	.368	24-32	.750	9-42	51-3.0	34-0	34	33	4	20	167-9.8

Did not play after transferring





# MAMADI DIANE

# #24

Senior • Guard/Forward • 6-5 • 204 • Potomac, Md. • DeMatha Catholic H.S.

## 2008-09 SEASON:

- One of Virginia's tri-captains this season
- Played in the 100th game of his Virginia career at Syracuse
- Had seven points vs. Xavier
- Scored 13 points vs. USF
- Had 14 points and seven rebounds vs. VMI
- Scored 14 points in the exhibition vs. Shepherd

## SINGLE GAME BESTS

### POINTS

Season: 14 vs. VMI (11/16/08)  
 Career: 26 vs. Maryland (1/16/07)  
 ACC: 26 vs. Maryland (1/16/07)

### REBOUNDS

Season: 7 vs. VMI (11/16/08)  
 Career: 11 vs. Hampton (12/16/06)  
 ACC: 10 vs. Wake Forest (2/4/06)

### FG MADE

Season: 6 vs. VMI (11/16/08), vs. USF (11/19/08)  
 Career: 9 vs. Maryland (1/16/07)  
 ACC: 9 vs. Maryland (1/16/07)

### FG ATTEMPTS

Season: 15 vs. VMI (11/16/08)  
 Career: 17 vs. Georgia Tech (1/27/08)  
 ACC: 17 vs. Georgia Tech (1/27/08)

### 3 PT FG MADE

Season: 1 vs. Xavier (1/3/09)  
 Career: 6 vs. Northwestern (11/27/07)  
 ACC: 5 at Florida State (1/23/08)

### 3 PT FG ATTEMPTS

Season: 4 vs. VMI (11/16/08), vs. USF (11/19/08)  
 Career: 10 vs. Boston College (1/19/08)  
 ACC: 10 vs. Boston College (1/19/08)

### FT MADE

Season: 2 vs. VMI (11/16/08), vs. Hampton (12/23/08)  
 Career: 7 vs. Loyola (12/23/05), vs. UMES (11/26/06)  
 ACC: 6 vs. Maryland (1/16/07)

### FT ATTEMPTS

Season: 3 vs. VMI (11/16/08)  
 Career: 8 vs. Loyola (12/23/05)  
 ACC: 7 vs. Md (1/16/07), at VT (2/2/08)

### ASSISTS

Season: 2 vs. Liberty (11/25/08)  
 Career: 4 vs. Loyola (12/23/05), at Md (1/30/08)  
 ACC: 4 at Maryland (1/30/08)

### TURNOVERS

Season: 2 vs. USF (11/19/08), at Minn. (12/2/08)  
 Career: 5 vs. Morgan St. (11/19/06), at GT (3/3/08)  
 ACC: 5 at Georgia Tech (3/3/08)

### BLOCKS

Season: 1 on four occasions  
 Career: 3 vs. Liberty (11/18/05), at Arizona (11/17/07)  
 ACC: 2 on 4 occasions

### STEALS

Season: 2 vs. Auburn (12/20/08)  
 Career: 4 vs. Maryland (1/16/07)  
 ACC: 4 vs. Maryland (1/16/07)

### MINUTES


Season: 30 vs. USF (11/19/08)  
 Career: 42 vs. Georgia Tech (1/27/08)  
 ACC: 42 vs. Georgia Tech (1/27/08)

## 2008-09 GAME-BY-GAME:

Opponent	GP-GS	FG-FGA	3FG-3FGA	FT-FTA	Off-Def	Total	A	TO	Blk	Stl	PF	Min	Pts
VMI	1-1	6-15	0-4	2-3	5-2	7	1	0	1	1	3	27	14
USF	2-2	6-14	0-4	1-2	1-2	3	1	2	0	0	3	30	13
Radford	3-3	1-9	0-2	1-2	3-2	5	1	0	0	0	24	3	
Liberty	4-4	0-6	0-3	0-0	0-2	2	2	1	1	0	3	27	0
at Syracuse	5-4	0-3	0-1	0-1	1-1	2	0	1	0	1	2	16	0
at Minnesota	6-4	2-4	0-0	0-0	0-1	1	1	2	1	0	1	15	4
Longwood	7-4	1-7	0-3	1-2	0-1	1	0	0	1	0	0	19	3
Auburn	8-4	0-0	0-0	0-0	0-0	0	0	1	0	2	2	20	0
Hampton	9-4	1-4	0-2	2-2	2-1	3	0	1	0	0	0	11	4
at Georgia Tech	10-4	0-3	0-2	0-0	0-1	1	1	1	0	0	1	6	0
Xavier	11-4	3-4	1-1	0-0	1-1	2	0	1	0	1	3	10	7

## CAREER STATISTICS

Year	G-GS	Min-Avg.	FG-FGA	Pct.	3FG-3FGA	Pct.	FT-FTA	Pct.	Off-Def.	Reb-Avg.	PF-DQ	Ast	TO	Blk	Stl	Pts-Avg
2005-06	30-11	668-22.3	65-193	.337	16-66	.242	35-43	.814	33-79	112-3.7	42-0	32	36	11	22	181-6.0
ACC	16-1	321-20.1	31-94	.330	7-36	.194	12-15	.800	20-39	59-3.7	22-0	17	17	3	10	81-5.1
2006-07	32-32	883-27.6	111-251	.442	42-120	.350	43-57	.754	34-78	112-3.5	61-3	38	42	13	26	307-9.6
ACC	16-16	446-27.9	49-132	.371	18-64	.281	18-27	.667	17-37	54-3.4	32-2	18	21	8	15	134-8.4
2007-08	33-22	950-28.8	131-303	.432	60-145	.414	67-99	.677	55-91	146-4.4	72-0	37	59	22	20	389-11.8
ACC	16-8	482-30.1	60-160	.375	24-70	.343	40-60	.667	35-41	76-4.8	36-0	15	28	7	8	184-11.5
2008-09	11-4	205-18.6	20-69	.290	1-22	.045	7-12	.583	13-14	27-2.5	18-0	7	10	4	5	48-4.4
ACC	1-0	6-6.0	0-3	.000	0-2	.000	0-0	.000	0-1	1-1.0	1-0	1	1	0	0	0-0.0
<b>CAREER</b>	<b>106-69</b>	<b>2706-25.5</b>	<b>327-816</b>	<b>.401</b>	<b>119-353</b>	<b>.337</b>	<b>152-211</b>	<b>.720</b>	<b>135-262</b>	<b>397-3.7</b>	<b>193-3</b>	<b>114</b>	<b>147</b>	<b>50</b>	<b>73</b>	<b>925-8.7</b>
ACC	49-25	1255-25.6	140-389	.360	49-172	.285	70-102	.686	72-118	190-3.9	91-2	51	67	18	33	399-8.1



# MUSTAPHA FARRAKHAN

# #2

Sophomore • Guard • 6-4 • 179 • Harvey, Ill. • Thornton Township H.S.

## 2008-09 SEASON:

- Averaging nine points and 14.7 minutes played a game and shooting 55.6 percent (5-9) from 3-point range in the last three games
- Had five points vs. Xavier
- Scored a career-high 12 points at Georgia Tech
- Scored 10 points vs. Hampton
- Had five points vs. Longwood
- Had four points, two assists and two steals at Minnesota
- Had two points at Syracuse
- Scored five points vs. Liberty
- Made first career start vs. VMI and had two points
- Had nine points and five assists in the exhibition vs. Shepherd

## SINGLE GAME BESTS

### POINTS

Season: 12 at Georgia Tech (12/28/08)  
 Career: 12 at Georgia Tech (12/28/08)  
 ACC: 12 at Georgia Tech (12/28/08)

### REBOUNDS

Season: 2 at Minnesota (12/2/08)  
 Career: 4 at Maryland (1/30/08)  
 ACC: 4 at Maryland (1/30/08)

### FG MADE

Season: 3 vs. Hampton (12/23/08), at Ga. Tech (12/28/08)  
 Career: 3 vs. Hampton (12/23/08), at Ga. Tech (12/28/08)  
 ACC: 3 at Georgia Tech (12/28/08)

### FG ATTEMPTS

Season: 5 on four occasions  
 Career: 6 vs. Howard (11/14/07)  
 ACC: 5 vs. Ga. Tech (1/27/08), at Ga. Tech (12/28/08)

### 3 PT FG MADE

Season: 2 vs. Hampton (12/23/08), at Ga. Tech (12/28/08)  
 Career: 2 vs. Hampton (12/23/08), at Ga. Tech (12/28/08)  
 ACC: 2 at Georgia Tech (12/28/08)

### 3 PT FG ATTEMPTS

Season: 3 on four occasions  
 Career: 3 on five occasions  
 ACC: 3 vs. Ga. Tech (1/27/08), at Ga. Tech (12/28/08)

### FT MADE

Season: 4 at Georgia Tech (12/28/08)  
 Career: 4 at Georgia Tech (12/28/08)  
 ACC: 4 at Georgia Tech (12/28/08)

### FT ATTEMPTS

Season: 4 at Georgia Tech (12/28/08)  
 Career: 4 at Georgia Tech (12/28/08)  
 ACC: 4 at Georgia Tech (12/28/08)

### ASSISTS

Season: 2 at Minn. (12/2/08), vs. Hampton (12/23/08)  
 Career: 2 at Minn. (12/2/08), vs. Hampton (12/23/08)  
 ACC: 1 vs. Ga. Tech (1/27/08), at Ga. Tech (12/28/08)

### TURNOVERS

Season: 2 on three occasions  
 Career: 3 at Penn (11/23/07)  
 ACC: 2 vs. Clemson (2/7/08)

### BLOCKS

Season: --  
 Career: --  
 ACC: --

### STEALS

Season: 2 at Minnesota (12/2/08)  
 Career: 2 at Minnesota (12/2/08)  
 ACC: --

### MINUTES

Season: 16 at Georgia Tech (12/28/08)  
 Career: 16 at Georgia Tech (12/28/08)  
 ACC: 16 at Georgia Tech (12/28/08)


## 2008-09 GAME-BY-GAME:

Opponent	GP-GS	FG-FGA	3FG-3FGA	FT-FTA	Off-Def	Total	A	TO	Blk	Stl	PF	Min	Pts
VMI	1-1	1-5	0-1	0-0	0-0	0	0	2	0	0	0	11	2
USF	2-2	0-0	0-0	0-0	0-0	0	0	0	0	0	1	5	0
Radford	3-2	0-2	0-0	0-0	0-1	1	0	1	0	0	0	4	0
Liberty	4-2	1-3	1-3	2-2	0-0	0	1	2	0	0	3	8	5
at Syracuse	5-2	1-3	0-0	0-0	0-0	0	0	0	0	0	1	3	2
at Minnesota	6-2	1-4	0-2	2-2	1-1	2	2	1	0	2	3	12	4
Longwood	7-2	2-2	1-1	0-0	0-0	0	0	0	0	0	0	4	5
Auburn	DNP												
Hampton	8-2	3-5	2-3	2-2	1-0	1	2	0	0	0	1	14	10
at Georgia Tech	9-2	3-5	2-3	4-4	1-0	1	1	0	0	0	4	16	12
Xavier	10-2	1-5	1-3	2-2	0-1	1	0	2	0	0	1	14	5

## CAREER STATISTICS

Year	G-GS	Min-Avg.	FG-FGA	Pct.	3FG-3FGA	Pct.	FT-FTA	Pct.	Off-Def.	Reb-Avg.	PF-DQ	Ast	TO	Blk	Stl	Pts-Avg
2007-08	19-0	115-6.1	7-38	.184	2-16	.125	1-5	.200	4-11	15-0.8	9-0	5	12	0	2	17-0.9
ACC	6-0	43-7.2	1-13	.077	1-7	.143	1-3	.333	2-4	6-1.0	3-0	1	3	0	0	4-0.7
2008-09	10-2	91-9.1	13-34	.382	7-16	.438	12-12	1.000	3-3	6-0.6	14-0	6	8	0	2	45-4.5
ACC	1-0	16-16.0	3-5	.600	2-3	.667	4-4	1.000	1-0	1-1.0	4-0	1	0	0	0	12-12.0
<b>CAREER</b>	<b>29-2</b>	<b>206-7.1</b>	<b>20-72</b>	<b>.278</b>	<b>9-32</b>	<b>.281</b>	<b>13-17</b>	<b>.765</b>	<b>7-14</b>	<b>21-0.7</b>	<b>23-0</b>	<b>11</b>	<b>20</b>	<b>0</b>	<b>4</b>	<b>62-2.1</b>
ACC	7-0	59-8.4	4-18	.222	3-10	.300	5-7	.714	3-4	7-1.0	7-0	2	3	0	0	16-2.3





# JEFF JONES

# #23

Sophomore • Guard • 6-4 • 200 • Chester, Pa. • Monsignor Bonner H.S.

## 2008-09 SEASON:

- Scored five points vs. Auburn
- Had seven points and three rebounds vs. Longwood
- Had three points at Syracuse
- Scored a season-high 10 points vs. Liberty
- Had six points vs. Radford
- Scored three points vs. USF
- Had eight points and three rebounds vs. VMI
- Had 18 points and five rebounds in the exhibition vs. Shepherd

## SINGLE GAME BESTS

### POINTS

Season: 10 vs. Liberty (11/25/08)  
 Career: 26 vs. Bradley (3/26/08)  
 ACC: 9 vs. NC State (2/24/08)

### REBOUNDS

Season: 3 vs. VMI (11/16/08), vs. Longwood (12/17/08)  
 Career: 6 vs. Vermont (11/11/07)  
 ACC: 4 at WF (2/9/08), vs. Duke (3/5/08)

### FG MADE

Season: 4 vs. Liberty (11/25/08)  
 Career: 9 vs. Bradley (3/26/08)  
 ACC: 4 vs. NCSU (2/24/08)

### FG ATTEMPTS

Season: 12 vs. Liberty (11/25/08)  
 Career: 14 vs. Bradley (3/26/08)  
 ACC: 8 vs. NCSU (2/24/08), vs. GT (3/13/08)

### 3 PT FG MADE

Season: 2 vs. VMI (11/16/08), vs. Liberty (11/25/08)  
 Career: 6 vs. Bradley (3/26/08)  
 ACC: 1 on three occasions

### 3 PT FG ATTEMPTS

Season: 8 vs. Liberty (11/25/08)  
 Career: 8 vs. Bradley (3/26/08), vs. Liberty (11/25/08)  
 ACC: 4 vs. Georgia Tech (3/13/08)

### FT MADE

Season: 4 vs. Radford (11/21/08)  
 Career: 4 on three occasions  
 ACC: 2 on four occasions

### FT ATTEMPTS

Season: 4 vs. Radford (11/21/08)  
 Career: 5 vs. N'western (11/27/07), vs. Hartford (12/30/07)  
 ACC: 3 vs. Georgia Tech (3/13/08)

### ASSISTS

Season: 3 vs. Liberty (11/25/08)  
 Career: 4 at Boston College (2/17/08)  
 ACC: 4 at Boston College (2/17/08)

### TURNOVERS

Season: 1 on five occasions  
 Career: 4 vs. Longwood (12/7/07)  
 ACC: 3 at Duke (1/13/08)

### BLOCKS

Season: 1 vs. VMI (11/16/08)  
 Career: 1 on five occasions  
 ACC: 1 at Boston College (2/17/08)

### STEALS

Season: 2 vs. Liberty (11/25/08)  
 Career: 3 vs. Howard (11/14/07)  
 ACC: 1 on five occasions

### MINUTES


Season: 29 vs. Liberty (11/25/08)  
 Career: 31 vs. Bradley (3/26/08)  
 ACC: 22 vs. Georgia Tech (3/13/08)

## 2008-09 GAME-BY-GAME:

Opponent	GP-GS	FG-FGA	3FG-3FGA	FT-FTA	Off-Def	Total	A	TO	Blk	Stl	PF	Min	Pts
VMI	1-0	3-8	2-5	0-0	0-3	3	2	1	1	1	0	27	8
USF	2-0	1-8	1-5	0-0	0-0	0	1	0	0	0	2	15	3
Radford	3-0	1-3	0-1	4-4	0-2	2	0	1	0	0	2	13	6
Liberty	4-0	4-12	2-8	0-0	0-1	1	3	0	0	2	3	29	10
at Syracuse	5-0	1-5	1-3	0-0	0-2	2	1	0	0	0	0	13	3
at Minnesota	DNP												
Longwood	6-0	3-4	1-1	0-0	2-1	3	0	1	0	0	1	21	7
Auburn	7-0	2-7	1-3	0-0	0-1	1	1	0	0	1	0	20	5
Hampton	8-0	1-9	0-6	0-0	0-1	1	1	1	0	0	0	14	2
at Georgia Tech	9-0	0-0	0-0	0-0	0-0	0	0	0	0	0	0	2	0
Xavier	10-0	0-2	0-1	1-2	0-0	0	0	1	0	0	1	11	1

## CAREER STATISTICS

Year	G-GS	Min-Avg.	FG-FGA	Pct.	3FG-3FGA	Pct.	FT-FTA	Pct.	Off-Def.	Reb-Avg.	PF-DQ	Ast	TO	Blk	Stl	Pts-Avg
2007-08	33-25	494-15.0	55-151	.364	16-51	.314	33-47	.702	15-45	60-1.8	46-0	17	41	4	10	159-4.8
ACC	16-8	193-12.1	12-51	.235	2-14	.143	10-14	.714	6-14	20-1.3	20-0	8	16	1	5	36-2.3
2008-09	10-0	165-16.5	16-58	.276	8-33	.242	5-6	.833	2-11	13-1.3	9-0	9	5	1	4	45-4.5
ACC	1-0	2-2.0	0-0	.000	0-0	.000	0-0	.000	0-0	0-0.0	0-0	0	0	0	0	0-0.0
<b>CAREER</b>	<b>43-25</b>	<b>659-15.3</b>	<b>71-209</b>	<b>.340</b>	<b>24-84</b>	<b>.286</b>	<b>38-53</b>	<b>.717</b>	<b>17-56</b>	<b>73-1.7</b>	<b>55-0</b>	<b>26</b>	<b>46</b>	<b>5</b>	<b>14</b>	<b>204-4.7</b>
ACC	17-8	195-11.5	12-51	.235	2-14	.143	10-14	.714	6-14	20-1.2	20-0	8	16	1	5	36-2.1



# SYLVEN LANDESBERG

# #15

Freshman • Guard • 6-6 • 205 • Flushing, N.Y. • Holy Cross H.S.

## 2008-09 SEASON:

- Finished second in the Preseason ACC Rookie of the Year voting
- Four-time ACC Rookie of the Week (Nov. 17, Nov. 24, Dec. 22 and Dec. 30)
- Has led the team in scoring in eight of the first 11 games
- Has scored in double figures in 10 of 11 games this season
- Had a game-high 25 points, seven rebounds and four assists vs. Xavier
- Had a game-high 26 points, six rebounds and five assists at Georgia Tech in his ACC debut
- Had a game-high 22 points and six rebounds vs. Auburn
- Had 20 points and nine rebounds vs. Longwood
- Scored 16 points at Syracuse
- Had 17 points and nine rebounds vs. Liberty
- Had 22 points, including 18 in second half, vs. Radford and made two free throws to put Virginia ahead for good with 29 seconds to play
- Scored 21 points, including the game-winning layup with 13 seconds left, vs. USF
- Had 28 points, eight rebounds and eight assists vs. VMI in his collegiate debut
- His 28 points vs. VMI are a Cavalier record for a freshman in his first career game and tied for second most in ACC history
- First Cavalier freshman to score at least 20 points in his first three career games
- First Cavalier freshman to lead the team in scoring in his first three games since Tom Sheehey in 1983-84
- Had 13 points in the exhibition vs. Shepherd

## 2008-09 GAME-BY GAME:

Opponent	GP-GS	FG-FGA	3FG-3FGA	FT-FTA	Off-Def	Total	A	TO	Blk	Stl	PF	Min	Pts
VMI	1-1	10-17	0-2	8-11	6-2	8	8	3	0	3	2	36	28
USF	2-1	8-15	1-2	4-6	1-3	4	0	1	0	3	1	31	21
Radford	3-2	9-15	1-2	3-4	1-3	4	0	4	0	1	3	34	22
Liberty	4-3	5-10	1-2	6-8	2-7	9	2	1	0	0	2	35	17
at Syracuse	5-4	5-11	0-1	6-8	0-3	3	3	0	0	2	5	28	16
at Minnesota	6-5	1-11	0-2	8-10	1-5	6	2	0	0	0	1	33	10
Longwood	7-6	6-10	0-0	8-8	6-3	9	1	6	0	0	1	28	20
Auburn	8-7	5-8	2-2	10-14	0-6	6	1	5	1	0	2	38	22
Hampton	9-8	3-7	0-1	3-3	1-2	3	3	1	0	0	1	28	9
at Georgia Tech	10-9	9-18	0-2	8-9	0-6	6	5	1	0	0	2	41	26
Xavier	11-10	7-15	1-2	10-11	0-7	7	4	2	1	1	2	35	25

## SINGLE GAME BESTS

### POINTS

Season: 28 vs. VMI (11/16/08)  
 Career: 28 vs. VMI (11/16/08)  
 ACC: 26 at Georgia Tech (12/28/08)

### REBOUNDS

Season: 9 vs. Liberty (11/25/08), vs. Longwood (12/17/08)  
 Career: 9 vs. Liberty (11/25/08), vs. Longwood (12/17/08)  
 ACC: 6 at Georgia Tech (12/28/08)

### FG MADE

Season: 10 vs. VMI (11/16/08)  
 Career: 10 vs. VMI (11/16/08)  
 ACC: 9 at Georgia Tech (12/28/08)

### FG ATTEMPTS

Season: 18 at Georgia Tech (12/28/08)  
 Career: 18 at Georgia Tech (12/28/08)  
 ACC: 18 at Georgia Tech (12/28/08)

### 3 PT FG MADE

Season: 2 vs. Auburn (12/20/08)  
 Career: 2 vs. Auburn (12/20/08)  
 ACC: --

### 3 PT FG ATTEMPTS

Season: 2 on eight occasions  
 Career: 2 on eight occasions  
 ACC: 2 at Georgia Tech (12/28/08)

### FT MADE

Season: 10 vs. Auburn (12/20/08), vs. Xavier (1/3/09)  
 Career: 10 vs. Auburn (12/20/08), vs. Xavier (1/3/09)  
 ACC: 8 at Georgia Tech (12/28/08)

### FT ATTEMPTS

Season: 14 vs. Auburn (12/20/08)  
 Career: 14 vs. Auburn (12/20/08)  
 ACC: 9 at Georgia Tech (12/28/08)

### ASSISTS

Season: 8 vs. VMI (11/16/08)  
 Career: 8 vs. VMI (11/16/08)  
 ACC: 5 at Georgia Tech (12/28/08)

### TURNOVERS

Season: 6 vs. Longwood (12/17/08)  
 Career: 6 vs. Longwood (12/17/08)  
 ACC: 1 at Georgia Tech (12/28/08)

### BLOCKS

Season: 1 vs. Auburn (12/20/08), vs. Xavier (1/3/09)  
 Career: 1 vs. Auburn (12/20/08), vs. Xavier (1/3/09)  
 ACC: --

### STEALS


Season: 3 vs. VMI (11/16/08), vs. USF (11/19/08)  
 Career: 3 vs. VMI (11/16/08), vs. USF (11/19/08)  
 ACC: --

### MINUTES

Season: 41 at Georgia Tech (12/28/08)  
 Career: 41 at Georgia Tech (12/28/08)  
 ACC: 41 at Georgia Tech (12/28/08)

## CAREER STATISTICS

Year	G-GS	Min-Avg.	FG-FGA	Pct.	3FG-3FGA	Pct.	FT-FTA	Pct.	Off-Def.	Reb-Avg.	PF-DQ	Ast	TO	Blk	Stl	Pts-Avg
2008-09	11-10	36.7-33.4	68-137	.496	6-18	.333	74-92	.804	18-47	65-5.9	22-1	29	24	2	10	216-19.6
ACC	1-1	41-41.0	9-18	.500	0-2	.000	8-9	.889	0-6	6-6.0	2-0	5	1	0	0	26-26.0
<b>CAREER</b>	<b>11-10</b>	<b>36.7-33.4</b>	<b>68-137</b>	<b>.496</b>	<b>6-18</b>	<b>.333</b>	<b>74-92</b>	<b>.804</b>	<b>18-47</b>	<b>65-5.9</b>	<b>22-1</b>	<b>29</b>	<b>24</b>	<b>2</b>	<b>10</b>	<b>216-19.6</b>
ACC	1-1	41-41.0	9-18	.500	0-2	.000	8-9	.889	0-6	6-6.0	2-0	5	1	0	0	26-26.0



# JEROME MEYINSSE

# #55

Junior • Forward/Center • 6-9 • 245 • Baton Rouge, La. • McKinley H.S.

## 2008-09 SEASON:

- Had two rebounds and tied a career high with two blocks at Georgia Tech
- Tied a career high with two blocks vs. Hampton
- Had five points and five rebounds at Minnesota
- Had season-high totals of 10 points and eight rebounds at Syracuse
- Had two points and one rebound vs. Liberty
- Made first career start vs. USF
- Had four points and five rebounds in the exhibition vs. Shepherd

## SINGLE GAME BESTS

### POINTS

Season: 10 at Syracuse (11/28/08)  
 Career: 12 vs. Elon (12/22/07)  
 ACC: 4 at Florida State (1/23/08)

### REBOUNDS

Season: 8 at Syracuse (11/28/08)  
 Career: 9 vs. Hampton (12/19/07)  
 ACC: 3 vs. BC (1/19/08), at FSU (1/23/08)

### FG MADE

Season: 3 at Syracuse (11/28/08)  
 Career: 5 vs. Elon (12/22/07)  
 ACC: 2 at Florida State (1/23/08)

### FG ATTEMPTS

Season: 7 at Syracuse (11/28/08)  
 Career: 7 vs. Hampton (12/19/07), at Syracuse (11/28/08)  
 ACC: 3 vs. Clemson (2/7/08)

### 3 PT FG MADE

Season: --  
 Career: --  
 ACC: --

### 3 PT FG ATTEMPTS

Season: --  
 Career: --  
 ACC: --

### FT MADE

Season: 4 at Syracuse (11/28/08)  
 Career: 5 vs. UMES (11/26/06)  
 ACC: --

### FT ATTEMPTS

Season: 5 at Syracuse (11/28/08)  
 Career: 6 vs. UMES (11/26/06)  
 ACC: 2 vs. Boston College (1/19/08)

### ASSISTS

Season: --  
 Career: 1 on three occasions  
 ACC: --

### TURNOVERS

Season: 2 at Minn. (12/2/08), vs. Longwood (12/17/08)  
 Career: 2 on five occasions  
 ACC: --

### BLOCKS

Season: 2 vs. Hampton (12/23/08), at Ga. Tech (12/28/08)  
 Career: 2 on three occasions  
 ACC: 2 at Georgia Tech (12/28/08)

### STEALS

Season: --  
 Career: 2 vs. PR-Mayaguez (12/21/06)  
 ACC: 1 at Florida State (1/23/08)

### MINUTES


Season: 24 at Syracuse (11/28/08)  
 Career: 24 at Syracuse (11/28/08)  
 ACC: 14 at Florida State (1/23/08)

## 2008-09 GAME-BY-GAME:

Opponent	GP-GS	FG-FGA	3FG-3FGA	FT-FTA	Off-Def	Total	A	TO	Blk	Stl	PF	Min	Pts
VMI	DNP												
USF	1-1	0-0	0-0	0-0	0-0	0	0	1	0	0	0	6	0
Radford	2-1	0-1	0-0	0-0	0-0	0	0	1	0	0	0	3	0
Liberty	3-1	1-1	0-0	0-0	1-0	1	0	0	0	0	0	5	2
at Syracuse	4-1	3-7	0-0	4-5	4-4	8	0	1	1	0	2	24	10
at Minnesota	5-1	1-1	0-0	3-4	2-3	5	0	2	1	0	1	22	5
Longwood	6-1	0-0	0-0	0-2	1-0	1	0	2	0	0	2	7	0
Auburn	7-1	0-0	0-0	0-1	1-0	1	0	1	0	0	0	8	0
Hampton	8-1	0-0	0-0	0-0	0-0	0	0	0	2	0	0	5	0
at Georgia Tech	9-1	0-2	0-0	0-0	1-1	2	0	0	2	0	3	11	0
Xavier	10-1	0-1	0-0	0-0	0-0	0	0	0	0	0	1	3	0

## CAREER STATISTICS

Year	G-GS	Min-Avg.	FG-FGA	Pct.	3FG-3FGA	Pct.	FT-FTA	Pct.	Off-Def.	Reb-Avg.	PF-DQ	Ast	TO	Blk	Stl	Pts-Avg
2006-07	15-0	100-6.7	4-11	.364	0-0	.000	9-13	.692	3-17	20-1.3	15-0	1	4	2	2	17-1.1
ACC	4-0	8-2.0	0-1	.000	0-0	.000	0-0	.000	0-0	0-0.0	3-0	0	0	0	0	0-0.0
2007-08	26-0	188-7.2	23-33	.697	0-0	.000	4-12	.333	18-31	49-1.9	36-0	2	7	3	3	50-1.9
ACC	13-0	77-5.9	7-11	.636	0-0	.000	0-2	.000	5-12	17-1.3	21-0	0	0	0	1	14-1.1
2008-09	10-1	94-9.4	5-13	.385	0-0	.000	7-12	.583	10-8	18-1.8	9-0	0	8	6	0	17-1.7
ACC	1-0	11-11.0	0-2	.000	0-0	.000	0-0	.000	1-1	2-2.0	3-0	0	0	2	0	0-0.0
<b>CAREER</b>	<b>51-1</b>	<b>382-7.5</b>	<b>32-57</b>	<b>.561</b>	<b>0-0</b>	<b>.000</b>	<b>20-37</b>	<b>.541</b>	<b>31-56</b>	<b>87-1.7</b>	<b>60-0</b>	<b>3</b>	<b>19</b>	<b>11</b>	<b>5</b>	<b>84-1.6</b>
ACC	18-0	96-5.3	7-14	.500	0-0	.000	0-2	.000	6-13	19-1.1	27-0	0	0	2	1	14-0.8



# MIKE SCOTT

# #32

Sophomore • Forward • 6-8 • 233 • Chesapeake, Va. • Hargrave Military Academy

### 2008-09 SEASON:

- Has scored in double figures the last three games
- Scored 16 points (7-10 FG) and had five rebounds vs. Xavier
- Had 11 points and 10 rebounds at Georgia Tech for his fourth double-double of the season
- Had 17 points and 15 rebounds vs. Hampton
- Had 10 points and 10 rebounds along with a career-high four assists in a career-high 37 minutes at Syracuse
- Had nine points and 17 rebounds vs. Liberty
- Had 10 points and six rebounds vs. USF
- Set career highs with 26 points and 18 rebounds vs. VMI, including tying the school record with 10 offensive rebounds in the game
- Has six career double-doubles
- Had 10 points and 14 rebounds in the exhibition vs. Shepherd

### 2008-09 GAME-BY GAME:

Opponent	GP-GS	FG-FGA	3FG-3FGA	FT-FTA	Off-Def	Total	A	TO	Blk	Stl	PF	Min	Pts
VMI	1-1	11-13	0-0	4-5	10-8	18	0	4	0	1	2	30	26
USF	2-2	4-9	0-1	2-2	4-2	6	1	2	0	2	2	32	10
Radford	3-3	2-7	0-1	1-3	2-3	5	1	0	0	4	4	27	5
Liberty	4-4	3-4	0-0	3-4	7-10	17	1	1	0	0	2	34	9
at Syracuse	5-5	5-10	0-0	0-0	5-5	10	4	0	0	1	1	37	10
at Minnesota	6-6	0-4	0-0	0-0	2-4	6	2	3	0	1	1	18	0
Longwood	7-7	4-5	0-1	0-0	0-6	6	0	0	1	0	2	27	8
Auburn	8-8	4-7	0-1	1-2	0-3	3	0	3	0	3	2	27	9
Hampton	9-9	6-10	0-0	5-6	5-10	15	1	1	2	2	2	29	17
at Georgia Tech	10-10	3-8	0-0	5-8	5-5	10	1	2	2	0	3	27	11
Xavier	11-11	7-10	0-0	2-2	3-2	5	0	1	0	0	1	24	16

### SINGLE GAME BESTS

#### POINTS

Season: 26 vs. VMI (11/16/08)  
 Career: 26 vs. VMI (11/16/08)  
 ACC: 11 at BC (2/17/08), at Ga. Tech (12/28/08)

#### REBOUNDS

Season: 18 vs. VMI (11/16/08)  
 Career: 18 vs. VMI (11/16/08)  
 ACC: 12 at Md (1/30/08), at BC (2/17/08)

#### FG MADE

Season: 11 vs. VMI (11/16/08)  
 Career: 11 vs. VMI (11/16/08)  
 ACC: 5 at Boston College (2/17/08)

#### FG ATTEMPTS

Season: 13 vs. VMI (11/16/08)  
 Career: 13 vs. VMI (11/16/08)  
 ACC: 11 at Boston College (2/17/08)

#### 3 PT FG MADE

Season: --  
 Career: 2 vs. Georgia Tech (3/13/08)  
 ACC: 2 vs. Georgia Tech (3/13/08)

#### 3 PT FG ATTEMPTS

Season: 1 on four occasions  
 Career: 2 at BC (2/17/08), vs. GT (3/13/08)  
 ACC: 2 at BC (2/17/08), vs. GT (3/13/08)

#### FT MADE

Season: 5 vs. Hampton (12/23/08), at Ga. Tech (12/28/08)  
 Career: 5 on four occasions  
 ACC: 5 at Va. Tech (2/2/08), at Ga. Tech (12/28/08)

#### FT ATTEMPTS

Season: 8 at Georgia Tech (12/28/08)  
 Career: 8 at Georgia Tech (12/28/08)  
 ACC: 8 at Georgia Tech (12/28/08)

#### ASSISTS

Season: 4 at Syracuse (11/28/08)  
 Career: 4 at Syracuse (11/28/08)  
 ACC: 2 at Miami (3/1/08)

#### TURNOVERS

Season: 4 vs. VMI (11/16/08)  
 Career: 4 vs. VMI (11/16/08)  
 ACC: 3 at Duke (1/13/08), at VT (2/2/08)

#### BLOCKS

Season: 2 vs. Hampton (12/23/08), at Ga. Tech (12/28/08)  
 Career: 3 vs. Duke (3/5/08), vs. Richmond (3/18/08)  
 ACC: 3 vs. Duke (3/5/08)

#### STEALS

Season: 3 vs. Auburn (12/20/08)  
 Career: 3 at Penn (11/23/07), vs. Auburn (12/20/08)  
 ACC: 2 vs. UNC (2/12/08), at BC (2/17/08)

#### MINUTES

Season: 37 at Syracuse (11/28/08)  
 Career: 37 at Syracuse (11/28/08)  
 ACC: 29 at BC (2/17/08), vs. NCSU (2/24/08)

### CAREER STATISTICS

Year	G-GS	Min-Avg.	FG-FGA	Pct.	3FG-3FGA	Pct.	FT-FTA	Pct.	Off-Def.	Reb-Avg.	PF-DQ	Ast	TO	Blk	Stl	Pts-Avg
2007-08	32-21	579-18.1	63-143	.441	4-10	.400	52-74	.703	67-101	168-5.3	69-1	15	25	12	20	182-5.7
ACC	16-14	310-19.4	30-77	.390	1-4	.250	20-33	.606	30-50	80-5.0	39-1	6	15	5	8	81-5.1
2008-09	11-11	312-28.4	49-87	.563	0-4	.000	23-32	.719	43-58	101-9.2	22-0	11	17	5	10	121-11.0
ACC	1-1	27-27.0	3-8	.375	0-0	.000	5-8	.625	5-5	10-10.0	3-0	1	2	2	0	11-11.0
<b>CAREER</b>	<b>43-32</b>	<b>891-20.7</b>	<b>112-230</b>	<b>.487</b>	<b>4-14</b>	<b>.286</b>	<b>75-106</b>	<b>.708</b>	<b>110-159</b>	<b>269-6.3</b>	<b>91-1</b>	<b>26</b>	<b>42</b>	<b>17</b>	<b>30</b>	<b>303-7.0</b>
ACC	17-15	337-19.8	33-85	.388	1-4	.250	25-41	.610	35-55	90-5.3	42-1	7	17	7	8	92-5.4



# ASSANE SENE

# #5

Freshman • Center • 7-0 • 234 • Saint-Louis, Senegal • South Kent

### 2008-09 SEASON:

- Averaging 6.4 rebounds, 2.4 blocks and 22.0 minutes played in the last five games
- Had six points and 11 rebounds vs. Xavier
- Had nine rebounds and four blocks vs. Auburn
- Had six points, five rebounds and two blocks vs. Longwood
- Had two points and four rebounds at Minnesota
- Made his collegiate debut at Syracuse, where he had one point and one rebound in the start
- Was held out of the first three games of the season before the resolution of his eligibility status on Nov. 25
- “Because of a recent NCAA interpretation, there are some aspects of Assane’s pre-college enrollment that must be reviewed further,” Virginia Athletics Director Craig Littlepage said on Nov. 16.
- Had two points and three rebounds in 18 minutes of action in the exhibition vs. Shepherd

### 2008-09 GAME-BY-GAME:

Opponent	GP-GS	FG-FGA	3FG-3FGA	FT-FTA	Off-Def	Total	A	TO	Blk	Stl	PF	Min	Pts
VMI	DNP												
USF	DNP												
Radford	DNP												
Liberty	DNP												
at Syracuse	1-1	0-0	0-0	1-2	0-1	1	1	0	1	0	3	7	1
at Minnesota	2-2	0-0	0-0	2-2	2-2	4	0	1	0	0	3	18	2
Longwood	3-2	2-4	0-0	2-3	2-3	5	1	1	2	0	3	16	6
Auburn	4-2	1-3	0-0	0-0	0-9	9	2	0	4	0	3	22	2
Hampton	5-2	1-4	0-0	0-0	1-5	6	0	2	2	0	5	15	2
at Georgia Tech	6-3	1-5	0-0	0-1	0-1	1	0	0	2	0	4	24	2
Xavier	7-4	3-8	0-0	0-2	6-5	11	1	0	2	0	3	33	6

### SINGLE GAME BESTS

#### POINTS

Season: 6 vs. Longwood (12/17/08), vs. Xavier (1/3/09)  
 Career: 6 vs. Longwood (12/17/08), vs. Xavier (1/3/09)  
 ACC: 2 at Georgia Tech (12/28/08)

#### REBOUNDS

Season: 11 vs. Xavier (1/3/09)  
 Career: 11 vs. Xavier (1/3/09)  
 ACC: 1 at Georgia Tech (12/28/08)

#### FG MADE

Season: 3 vs. Xavier (1/3/09)  
 Career: 3 vs. Xavier (1/3/09)  
 ACC: 1 at Georgia Tech (12/28/08)

#### FG ATTEMPTS

Season: 8 vs. Xavier (1/3/09)  
 Career: 8 vs. Xavier (1/3/09)  
 ACC: 5 at Georgia Tech (12/28/08)

#### 3 PT FG MADE

Season: --  
 Career: --  
 ACC: --

#### 3 PT FG ATTEMPTS

Season: --  
 Career: --  
 ACC: --

#### FT MADE

Season: 2 at Minn. (12/2/08), vs. Longwood (12/17/08)  
 Career: 2 at Minn. (12/2/08), vs. Longwood (12/17/08)  
 ACC: --

#### FT ATTEMPTS

Season: 3 vs. Longwood (12/17/08)  
 Career: 3 vs. Longwood (12/17/08)  
 ACC: 1 at Georgia Tech (12/28/08)

#### ASSISTS

Season: 2 vs. Auburn (12/20/08)  
 Career: 2 vs. Auburn (12/20/08)  
 ACC: --

#### TURNOVERS

Season: 2 vs. Hampton (12/23/08)  
 Career: 2 vs. Hampton (12/23/08)  
 ACC: --

#### BLOCKS

Season: 4 vs. Auburn (12/20/08)  
 Career: 4 vs. Auburn (12/20/08)  
 ACC: 2 at Georgia Tech (12/28/08)

#### STEALS


Season: --  
 Career: --  
 ACC: --

#### MINUTES

Season: 33 vs. Xavier (1/3/09)  
 Career: 33 vs. Xavier (1/3/09)  
 ACC: 24 at Georgia Tech (12/28/08)

### CAREER STATISTICS

Year	G-GS	Min-Avg.	FG-FGA	Pct.	3FG-3FGA	Pct.	FT-FTA	Pct.	Off-Def.	Reb-Avg.	PF-DQ	Ast	TO	Blk	Stl	Pts-Avg
2008-09	7-4	135-19.3	8-24	.333	0-0	.000	5-10	.500	11-26	37-5.3	24-1	5	4	13	0	21-3.0
ACC	1-1	24-24.0	1-5	.200	0-0	.000	0-1	.000	0-1	1-1.0	4-0	0	0	2	0	2-2.0
<b>CAREER</b>	<b>7-4</b>	<b>135-19.3</b>	<b>8-24</b>	<b>.333</b>	<b>0-0</b>	<b>.000</b>	<b>5-10</b>	<b>.500</b>	<b>11-26</b>	<b>37-5.3</b>	<b>24-1</b>	<b>5</b>	<b>4</b>	<b>13</b>	<b>0</b>	<b>21-3.0</b>
ACC	1-1	24-24.0	1-5	.200	0-0	.000	0-1	.000	0-1	1-1.0	4-0	0	0	2	0	2-2.0



# WILL SHERRILL

# #22

Sophomore • Forward • 6-9 • 221 • New York, N.Y. • Phillips Academy Andover

### 2008-09 SEASON:

- Had an assist vs. Hampton
- Made season debut vs. Radford and had a career-high three rebounds
- Played five minutes in the exhibition vs. Shepherd

### SINGLE GAME BESTS

#### POINTS

Season: --  
 Career: 3 vs. Longwood (12/7/07)  
 ACC: --

#### REBOUNDS

Season: 3 vs. Radford (11/21/08)  
 Career: 3 vs. Radford (11/21/08)  
 ACC: --

#### FG MADE

Season: --  
 Career: 1 on three occasions  
 ACC: --

#### FG ATTEMPTS

Season: 2 vs. Radford (11/21/08)  
 Career: 2 vs. Radford (11/21/08)  
 ACC: --

#### 3 PT FG MADE

Season: --  
 Career: 1 vs. Longwood (12/7/07)  
 ACC: --

#### 3 PT FG ATTEMPTS

Season: --  
 Career: 1 vs. Longwood (12/7/07)  
 ACC: --

#### FT MADE

Season: --  
 Career: --  
 ACC: --

#### FT ATTEMPTS

Season: --  
 Career: --  
 ACC: --

#### ASSISTS

Season: 1 vs. Hampton (12/23/08)  
 Career: 1 vs. Elon (12/22/07), vs. Hampton (12/23/08)  
 ACC: --

#### TURNOVERS

Season: 1 vs. Radford (11/21/08), vs. Hampton (12/23/08)  
 Career: 1 vs. Radford (11/21/08), vs. Hampton (12/23/08)  
 ACC: --

#### BLOCKS

Season: --  
 Career: --  
 ACC: --

#### STEALS

Season: --  
 Career: 1 vs. Northwestern (11/27/07)  
 ACC: --

#### MINUTES

Season: 5 vs. Radford (11/21/08)  
 Career: 5 vs. Radford (11/21/08)  
 ACC: 1 vs. Clemson (2/7/08)

### 2008-09 GAME-BY-GAME:

Opponent	GP-GS	FG-FGA	3FG-3FGA	FT-FTA	Off-Def	Total	A	TO	Blk	Stl	PF	Min	Pts
VMI	DNP												
USF	DNP												
Radford	1-0	0-2	0-0	0-0	2-1	3	0	1	0	0	1	5	0
Liberty	DNP												
at Syracuse	DNP												
at Minnesota	DNP												
Longwood	2-0	0-0	0-0	0-0	0-0	0	0	0	0	0	0	3	0
Auburn	DNP												
Hampton	3-0	0-0	0-0	0-0	0-0	0	1	1	0	0	0	3	0
at Georgia Tech	DNP												
Xavier	DNP												

### CAREER STATISTICS

Year	G-GS	Min-Avg.	FG-FGA	Pct.	3FG-3FGA	Pct.	FT-FTA	Pct.	Off-Def.	Reb-Avg.	PF-DQ	Ast	TO	Blk	Stl	Pts-Avg
2007-08	7-0	12-1.7	3-3	1.000	1-1	1.000	0-0	.000	1-2	3-0.4	3-0	1	0	0	1	7-1.0
ACC	1-0	1-1.0	0-0	.000	0-0	.000	0-0	.000	0-0	0-0.0	0-0	0	0	0	0	0-0.0
2008-09	3-0	11-3.7	0-2	.000	0-0	.000	0-0	.000	2-1	3-1.0	1-0	1	2	0	0	0-0.0
ACC																
<b>CAREER</b>	<b>10-0</b>	<b>23-2.3</b>	<b>3-5</b>	<b>.600</b>	<b>1-1</b>	<b>1.000</b>	<b>0-0</b>	<b>.000</b>	<b>3-3</b>	<b>6-0.6</b>	<b>4-0</b>	<b>2</b>	<b>2</b>	<b>0</b>	<b>1</b>	<b>7-0.7</b>
ACC	1-0	1-1.0	0-0	.000	0-0	.000	0-0	.000	0-0	0-0.0	0-0	0	0	0	0	0-0.0



# TUNJI SOROYE

# #21

Senior • Center • 6-11 • 252 • Dugbe Ibadan, Nigeria • Montrose Christian School

## 2008-09 SEASON:

- One of Virginia's tri-captains this season
- Had two points and two blocks vs. Hampton
- Had eight points, five rebounds, two blocks and two steals vs. Radford
- Had three points, six rebounds and two blocks vs. USF
- Had two points and one rebound in the exhibition vs. Shepherd

## SINGLE GAME BESTS

### POINTS

Season: 8 vs. Radford (11/21/08)  
 Career: 12 vs. Fordham (12/7/05)  
 ACC: 6 on three occasions

### REBOUNDS

Season: 6 vs. USF (11/19/08)  
 Career: 11 vs. Maryland (2/6/07)  
 ACC: 11 vs. Maryland (2/6/07)

### FG MADE

Season: 3 vs. Radford (11/21/08)  
 Career: 4 vs. Fordham (12/7/05), vs. Albany (3/16/07)  
 ACC: 3 vs. Florida State (1/11/06)

### FG ATTEMPTS

Season: 5 vs. Radford (11/21/08)  
 Career: 8 vs. Albany (3/16/07)  
 ACC: 5 vs. Florida State (1/11/06)

### 3 PT FG MADE

Season: --  
 Career: --  
 ACC: --

### 3 PT FG ATTEMPTS

Season: --  
 Career: --  
 ACC: --

### FT MADE

Season: 2 vs. Radford (11/21/08)  
 Career: 4 on three occasions  
 ACC: 4 vs. Clemson (1/7/06)

### FT ATTEMPTS

Season: 2 vs. USF (11/19/08), vs. Radford (11/21/08)  
 Career: 6 vs. Fordham (12/7/05)  
 ACC: 5 vs. Florida State (2/17/06)

### ASSISTS

Season: 1 vs. Hampton (12/23/08)  
 Career: 1 on 14 occasions  
 ACC: 1 on eight occasions

### TURNOVERS

Season: 1 vs. USF (11/19/08), vs. Xavier (1/3/09)  
 Career: 4 at Virginia Tech (1/15/06)  
 ACC: 4 at Virginia Tech (1/15/06)

### BLOCKS

Season: 2 on three occasions  
 Career: 5 vs. Duke (3/11/05)  
 ACC: 5 vs. Duke (3/11/05)

### STEALS

Season: 2 vs. Radford (11/21/08)  
 Career: 2 on four occasions  
 ACC: 2 vs. UNC (1/19/06), at FSU (2/18/06)

### MINUTES


Season: 24 vs. Radford (11/21/08)  
 Career: 33 vs. Clemson (1/7/06)  
 ACC: 33 vs. Clemson (1/7/06)

## 2008-09 GAME-BY-GAME:

Opponent	GP-GS	FG-FGA	3FG-3FGA	FT-FTA	Off-Def	Total	A	TO	Blk	Stl	PF	Min	Pts
VMI	DNP												
USF	1-0	1-1	0-0	1-2	3-3	6	0	1	2	1	1	15	3
Radford	2-1	3-5	0-0	2-2	2-3	5	0	0	2	2	3	24	8
Liberty	DNP												
at Syracuse	3-1	0-1	0-0	0-0	0-1	1	0	0	0	0	3	10	0
at Minnesota	DNP												
Longwood	DNP												
Auburn	DNP												
Hampton	4-1	1-3	0-0	0-0	0-1	1	1	0	2	0	0	5	2
at Georgia Tech	5-1	0-0	0-0	0-0	0-0	0	0	0	0	0	0	1	0
Xavier	6-1	0-0	0-0	0-0	0-0	0	0	1	0	0	1	2	0

## CAREER STATISTICS

Year	G-GS	Min-Avg.	FG-FGA	Pct.	3FG-3FGA	Pct.	FT-FTA	Pct.	Off-Def.	Reb-Avg.	PF-DQ	Ast	TO	Blk	Stl	Pts-Avg
2004-05	21-2	120-5.7	4-10	.400	0-0	.000	4-7	.571	7-21	28-1.3	18-0	2	3	15	1	12-0.6
ACC	12-0	72-6.0	4-5	.800	0-0	.000	2-4	.500	4-12	16-1.3	14-0	2	2	8	1	10-0.8
2005-06	30-23	553-18.4	21-51	.412	0-0	.000	13-19	.684	36-70	106-3.5	88-7	4	38	37	10	55-1.8
ACC	16-16	290-18.1	9-26	.346	0-0	.000	6-9	.667	18-33	51-3.2	49-4	2	19	15	6	24-1.5
2006-07	28-11	391-14.0	18-35	.514	0-0	.000	24-39	.615	35-54	89-3.2	46-0	7	20	26	7	60-2.1
ACC	16-6	252-15.8	12-19	.632	0-0	.000	10-23	.435	27-30	57-3.6	29-0	4	10	14	2	34-2.1
2007-08	2-0	8-4.0	0-1	.000	0-0	.000	1-2	.500	2-1	3-1.5	2-0	0	2	0	0	1-0.5
ACC	0-0															
2008-09	6-1	57-9.5	5-10	.500	0-0	.000	3-4	.750	5-8	13-2.2	8-0	1	2	6	3	13-2.2
ACC	1-0	1-1.0	0-0	.000	0-0	.000	0-0	.000	0-0	0-0.0	0-0	0	0	0	0	0-0.0
<b>CAREER</b>	<b>87-37</b>	<b>1129-13.0</b>	<b>48-107</b>	<b>.449</b>	<b>0-0</b>	<b>.000</b>	<b>45-71</b>	<b>.634</b>	<b>85-154</b>	<b>239-2.7</b>	<b>162-7</b>	<b>14</b>	<b>65</b>	<b>84</b>	<b>21</b>	<b>141-1.6</b>
ACC	45-22	615-13.7	25-50	.500	0-0	.000	18-36	.500	49-75	124-2.8	92-4	8	31	37	9	68-1.5



# SOLOMON TAT

# #45

Junior • Guard/Forward • 6-5 • 223 • Jos Plateau, Nigeria • Community Christian School

### 2008-09 SEASON:

- Had two points and two rebounds vs. Xavier
- Made season debut vs. Radford
- Had three rebounds in the exhibition vs. Shepherd

### SINGLE GAME BESTS

#### POINTS

Season: 2 vs. Xavier (1/3/09)  
 Career: 12 at Xavier (1/3/08)  
 ACC: 8 at Virginia Tech (2/10/07)

#### REBOUNDS

Season: 2 vs. Xavier (1/3/09)  
 Career: 6 at Virginia Tech (2/10/07)  
 ACC: 6 at Virginia Tech (2/10/07)

#### FG MADE

Season: --  
 Career: 3 at Virginia Tech (2/10/07), at Xavier (1/3/08)  
 ACC: 3 at Virginia Tech (2/10/07)

#### FG ATTEMPTS

Season: --  
 Career: 9 at Virginia Tech (2/10/07)  
 ACC: 9 at Virginia Tech (2/10/07)

#### 3 PT FG MADE

Season: --  
 Career: --  
 ACC: --

#### 3 PT FG ATTEMPTS

Season: --  
 Career: 1 on five occasions  
 ACC: 1 on three occasions

#### FT MADE

Season: 2 vs. Xavier (1/3/09)  
 Career: 6 at Xavier (1/3/08)  
 ACC: 2 on four occasions

#### FT ATTEMPTS

Season: 2 vs. Xavier (1/3/09)  
 Career: 9 at Xavier (1/3/08)  
 ACC: 2 on five occasions

#### ASSISTS

Season: 1 vs. Xavier (1/3/09)  
 Career: 5 vs. Gonzaga (1/3/07)  
 ACC: 2 at Clemson (1/28/07), at Wake (3/3/07)

#### TURNOVERS

Season: --  
 Career: 2 on four occasions  
 ACC: 2 vs. Maryland (1/16/07), at Duke (1/13/08)

#### BLOCKS

Season: --  
 Career: 1 vs. Longwood (2/13/07)  
 ACC: --

#### STEALS

Season: --  
 Career: 2 vs. Stanford (1/7/07), vs. Md. (1/16/07)  
 ACC: 2 vs. Maryland (1/16/07)

#### MINUTES

Season: 9 vs. Xavier (1/3/09)  
 Career: 23 at Virginia Tech (2/10/07)  
 ACC: 23 at Virginia Tech (2/10/07)


### 2008-09 GAME-BY-GAME:

Opponent	GP-GS	FG-FGA	3FG-3FGA	FT-FTA	Off-Def	Total	A	TO	Blk	Stl	PF	Min	Pts
VMI	DNP												
USF	DNP												
Radford	1-0	0-0	0-0	0-0	0-0	0	0	0	0	0	0	1	0
Liberty	2-0	0-0	0-0	0-0	0-0	0	0	0	0	0	0	0+	0
at Syracuse	DNP												
at Minnesota	DNP												
Longwood	DNP												
Auburn	DNP												
Hampton	DNP												
at Georgia Tech	DNP												
Xavier	3-0	0-0	0-0	2-2	0-2	2	1	0	0	0	2	9	2

### CAREER STATISTICS

Year	G-GS	Min-Avg.	FG-FGA	Pct.	3FG-3FGA	Pct.	FT-FTA	Pct.	Off-Def.	Reb-Avg.	PF-DQ	Ast	TO	Blk	Stl	Pts-Avg
2006-07	20-0	165-8.3	14-40	.350	0-3	.000	12-19	.632	7-25	32-1.6	24-0	13	8	1	8	40-2.0
ACC	13-0	107-8.2	8-25	.320	0-1	.000	5-5	1.000	5-16	21-1.6	17-0	6	4	0	5	21-1.6
2007-08	15-0	100-6.7	11-24	.458	0-2	.000	13-17	.765	4-16	20-1.3	6-0	5	6	0	3	35-2.3
ACC	9-0	68-7.6	7-15	.467	0-2	.000	5-6	.833	1-12	13-1.4	4-0	3	4	0	3	19-2.1
2008-09	3-0	10-3.3	0-0	.000	0-0	.000	2-2	1.000	0-2	2-0.7	2-0	1	0	0	0	2-0.7
ACC																
<b>CAREER</b>	<b>38-0</b>	<b>275-7.2</b>	<b>25-64</b>	<b>.391</b>	<b>0-5</b>	<b>.000</b>	<b>27-38</b>	<b>.711</b>	<b>11-43</b>	<b>54-1.4</b>	<b>32-0</b>	<b>19</b>	<b>14</b>	<b>1</b>	<b>11</b>	<b>77-2.0</b>
ACC	22-0	175-8.0	15-40	.375	0-3	.000	10-11	.909	6-28	34-1.5	21-0	9	8	0	8	40-1.8





# JAMIL TUCKER

# #12

Junior • Forward • 6-9 • 241 • Gary, Ind. • West Side H.S.

## 2008-09 SEASON:

- Tied a career-high with 15 points (6-7 FG, 3-3 3FG) at Georgia Tech, including the 3-pointer that tied the game with 14.7 seconds remaining in regulation to force overtime
- Had 10 points and six rebounds vs. Hampton
- Made first start of the season vs. Longwood and had his first career double-double (11 points, career-high 10 rebounds) and a career-high three assists
- Had a team-high 12 points on a career-high four 3-pointers at Minnesota
- Had four points and a team-high six rebounds vs. Radford
- Had a career-high 15 points and a team-high seven rebounds vs. USF
- Scored 14 points vs. VMI
- Had seven points in the exhibition vs. Shepherd

## SINGLE GAME BESTS

### POINTS

Season: 15 vs. USF (11/19/08), at Ga. Tech (12/28/08)  
 Career: 15 vs. USF (11/19/08), at Ga. Tech (12/28/08)  
 ACC: 15 at Georgia Tech (12/28/08)

### REBOUNDS

Season: 10 vs. Longwood (12/17/08)  
 Career: 10 vs. Longwood (12/17/08)  
 ACC: 9 at BC (1/13/07), at WF (2/9/08)

### FG MADE

Season: 6 vs. VMI (11/16/08), at Ga. Tech (12/28/08)  
 Career: 6 vs. VMI (11/16/08), at Ga. Tech (12/28/08)  
 ACC: 6 at Georgia Tech (12/28/08)

### FG ATTEMPTS

Season: 12 vs. Longwood (12/17/08)  
 Career: 12 vs. Longwood (12/17/08)  
 ACC: 10 at Wake Forest (2/9/08)

### 3 PT FG MADE

Season: 4 at Minnesota (12/2/08)  
 Career: 4 at Minnesota (12/2/08)  
 ACC: 3 on five occasions

### 3 PT FG ATTEMPTS

Season: 8 at Minnesota (12/2/08)  
 Career: 8 vs. ODU (3/24/08), at Minn. (12/2/08)  
 ACC: 7 at Wake Forest (2/9/08)

### FT MADE

Season: 5 vs. USF (11/19/08)  
 Career: 5 vs. Hampton (12/19/07), vs. USF (11/19/08)  
 ACC: 3 vs. Md (1/16/07), at Miami (3/1/08)

### FT ATTEMPTS

Season: 8 vs. USF (11/19/08)  
 Career: 8 vs. USF (11/19/08)  
 ACC: 4 on three occasions

### ASSISTS

Season: 3 vs. Longwood (12/17/08)  
 Career: 3 vs. Longwood (12/17/08)  
 ACC: 2 on four occasions

### TURNOVERS

Season: 2 on three occasions  
 Career: 3 vs. Wake Forest (1/21/07)  
 ACC: 3 vs. Wake Forest (1/21/07)

### BLOCKS

Season: 1 on five occasions  
 Career: 2 on five occasions  
 ACC: 2 vs. VT (1/16/08), vs. GT (3/13/08)

### STEALS

Season: 2 at Minnesota (12/2/08)  
 Career: 2 vs. ODU (3/24/08), at Minn. (12/2/08)  
 ACC: 1 on five occasions

### MINUTES

Season: 27 vs. USF (11/19/08)  
 Career: 30 at Wake Forest (2/9/08)  
 ACC: 30 at Wake Forest (2/9/08)

## 2008-09 GAME-BY GAME:

Opponent	GP-GS	FG-FGA	3FG-3FGA	FT-FTA	Off-Def	Total	A	TO	Blk	Stl	PF	Min	Pts
VMI	1-0	6-8	0-1	2-4	0-3	3	0	2	1	0	2	17	14
USF	2-0	4-8	2-3	5-8	0-7	7	1	0	1	1	0	27	15
Radford	3-0	2-6	0-0	3-3	3-3	6	0	2	0	1	4	16	4
Liberty	4-0	0-0	0-0	0-0	1-0	1	0	1	0	0	0	6	0
at Syracuse	5-0	0-2	0-0	0-0	1-1	2	0	0	0	0	0	2	0
at Minnesota	6-0	4-8	4-8	0-0	1-3	4	0	1	0	2	3	22	12
Longwood	7-1	4-12	1-3	2-3	2-8	10	3	0	1	0	2	24	11
Auburn	8-2	0-2	0-1	0-0	0-1	1	0	0	1	0	2	9	0
Hampton	9-3	3-7	1-5	3-5	2-4	6	0	1	1	0	2	22	10
at Georgia Tech	10-3	6-7	3-3	0-0	0-6	6	2	2	0	0	4	24	15
Xavier	11-3	0-1	0-1	0-0	0-0	0	0	1	0	0	2	10	0

## CAREER STATISTICS

Year	G-GS	Min-Avg.	FG-FGA	Pct.	3FG-3FGA	Pct.	FT-FTA	Pct.	Off-Def.	Reb-Avg.	PF-DQ	Ast	TO	Blk	Stl	Pts-Avg
2006-07	29-0	291-10.0	32-73	.438	21-43	.488	15-27	.556	16-44	60-2.1	39-0	3	19	6	3	100-3.4
ACC	13-0	113-8.7	15-32	.469	11-19	.579	8-13	.615	7-20	27-2.1	20-0	0	9	0	1	49-3.8
2007-08	31-3	483-15.6	57-133	.429	31-84	.369	17-24	.708	19-84	103-3.3	62-0	17	21	12	7	162-5.2
ACC	16-2	256-16.0	32-75	.427	18-45	.400	9-14	.643	14-44	58-3.6	26-0	11	11	3	4	91-5.7
2008-09	11-3	179-16.3	29-61	.475	11-25	.440	12-20	.600	10-36	46-4.2	21-0	6	10	5	4	81-7.4
ACC	1-0	24-24.0	6-7	.857	3-3	1.000	0-0	.000	0-6	6-6.0	4-0	2	2	0	0	15-15.0
<b>CAREER</b>	<b>71-6</b>	<b>953-13.4</b>	<b>118-267</b>	<b>.442</b>	<b>63-152</b>	<b>.414</b>	<b>44-71</b>	<b>.620</b>	<b>45-164</b>	<b>209-2.9</b>	<b>122-0</b>	<b>26</b>	<b>50</b>	<b>23</b>	<b>14</b>	<b>343-4.8</b>
ACC	30-2	393-13.1	53-114	.465	32-67	.478	17-27	.630	21-70	91-3.0	50-0	13	22	3	5	155-5.2



# SAMMY ZEGLINSKI

# #13

Freshman • Guard • 6-0 • 179 • Philadelphia, Pa. • The William Penn Charter School

## 2008-09 SEASON:

- Has started the last eight games
- Leads the team in 3-point field goals made (24) and assists (44)
- Had eight points and tied a career high with six assists vs. Xavier
- Had nine points, a career-high six rebounds, and tied a career high with six assists at Ga. Tech
- Had 11 points, four assists and a career-high four steals vs. Hampton
- Had nine points and five assists (all in the second half) vs. Auburn
- Had 14 points, four rebounds and four assists vs. Longwood
- Had 10 points at Minnesota
- Had 14 points and four rebounds at Syracuse
- Scored a career-high 24 points (8-13 FG, 6-10 3FG) vs. Liberty in 1st career start
- Scored all 24 of his points vs. Liberty in the second half
- Had 11 points and five rebounds vs. Radford
- Had nine points, five rebounds and four assists vs. USF
- Had 11 points, six assists and four rebounds vs. VMI
- Had six assists and five rebounds in the exhibition vs. Shepherd

## 2008-09 GAME-BY GAME:

Opponent	GP-GS	FG-FGA	3FG-3FGA	FT-FTA	Off-Def	Total	A	TO	Blk	Stl	PF	Min	Pts
VMI	1-0	4-9	1-2	2-5	0-4	4	6	3	1	2	4	31	11
USF	2-0	2-7	1-3	4-4	1-4	5	4	1	0	1	4	22	9
Radford	3-0	4-8	0-1	3-3	0-5	5	1	2	0	1	3	26	11
Liberty	4-1	8-13	6-10	2-3	0-2	2	4	5	0	2	0	31	24
at Syracuse	5-2	6-12	2-5	0-0	0-4	4	2	5	0	2	5	29	14
at Minnesota	6-3	4-8	2-5	0-0	1-0	1	2	5	0	0	3	27	10
Longwood	7-4	5-8	3-5	1-2	0-4	4	4	3	0	1	3	24	14
Auburn	8-5	4-14	1-8	0-0	0-1	1	5	1	0	1	3	26	9
Hampton	9-6	3-8	3-4	2-2	1-2	3	4	3	1	4	0	30	11
at Georgia Tech	10-7	3-10	3-9	0-0	1-5	6	6	3	0	1	3	39	9
Xavier	11-8	3-12	2-5	0-0	0-2	2	6	2	0	2	5	27	8

## SINGLE GAME BESTS

### POINTS

Season: 24 vs. Liberty (11/25/08)  
 Career: 24 vs. Liberty (11/25/08)  
 ACC: 9 at Georgia Tech (12/28/08)

### REBOUNDS

Season: 6 at Georgia Tech (12/28/08)  
 Career: 6 at Georgia Tech (12/28/08)  
 ACC: 6 at Georgia Tech (12/28/08)

### FG MADE

Season: 8 vs. Liberty (11/25/08)  
 Career: 8 vs. Liberty (11/25/08)  
 ACC: 3 at Georgia Tech (12/28/08)

### FG ATTEMPTS

Season: 14 vs. Auburn (12/20/08)  
 Career: 14 vs. Auburn (12/20/08)  
 ACC: 10 at Georgia Tech (12/28/08)

### 3 PT FG MADE

Season: 6 vs. Liberty (11/25/08)  
 Career: 6 vs. Liberty (11/25/08)  
 ACC: 3 at Georgia Tech (12/28/08)

### 3 PT FG ATTEMPTS

Season: 10 vs. Liberty (11/25/08)  
 Career: 10 vs. Liberty (11/25/08)  
 ACC: 9 at Georgia Tech (12/28/08)

### FT MADE

Season: 4 vs. USF (11/19/08)  
 Career: 4 vs. USF (11/19/08)  
 ACC: --

### FT ATTEMPTS

Season: 5 vs. VMI (11/16/08)  
 Career: 5 vs. VMI (11/16/08)  
 ACC: --

### ASSISTS

Season: 6 on three occasions  
 Career: 6 on three occasions  
 ACC: 6 at Georgia Tech (12/28/08)

### TURNOVERS

Season: 5 on three occasions  
 Career: 5 on three occasions  
 ACC: 3 at Georgia Tech (12/28/08)

### BLOCKS

Season: 1 vs. VMI (11/16/08), vs. Hampton (12/23/08)  
 Career: 1 on three occasions  
 ACC: --

### STEALS

Season: 4 vs. Hampton (12/23/08)  
 Career: 4 vs. Hampton (12/23/08)  
 ACC: 1 at Georgia Tech (12/28/08)

### MINUTES

Season: 39 at Georgia Tech (12/28/08)  
 Career: 39 at Georgia Tech (12/28/08)  
 ACC: 39 at Georgia Tech (12/28/08)

## CAREER STATISTICS

Year	G-GS	Min-Avg.	FG-FGA	Pct.	3FG-3FGA	Pct.	FT-FTA	Pct.	Off-Def.	Reb-Avg.	PF-DQ	Ast	TO	Blk	Stl	Pts-Avg
2007-08	8-0	62-7.8	3-12	.250	1-7	.143	0-2	.000	3-6	9-1.1	8-0	15	9	1	3	7-0.9
ACC	0-0															
2008-09	11-8	312-28.4	46-109	.422	24-57	.421	14-19	.737	4-33	37-3.4	33-2	44	33	2	17	130-11.8
ACC	1-1	39-39.0	3-10	.300	3-9	.333	0-0	.000	1-5	6-6.0	3-0	6	3	0	1	9-9.0
<b>CAREER</b>	<b>19-8</b>	<b>374-19.7</b>	<b>49-121</b>	<b>.405</b>	<b>25-64</b>	<b>.391</b>	<b>14-21</b>	<b>.667</b>	<b>7-39</b>	<b>46-2.4</b>	<b>41-2</b>	<b>59</b>	<b>42</b>	<b>3</b>	<b>20</b>	<b>137-7.2</b>
ACC	1-1	39-39.0	3-10	.300	3-9	.333	0-0	.000	1-5	6-6.0	3-0	6	3	0	1	9-9.0



# 2008-09 VIRGINIA BASKETBALL

## VIRGINIA TEAM AND INDIVIDUAL HIGHS FOR THE 2008-09 SEASON:

TEAM			INDIVIDUAL		
Points:	107	vs. VMI (107-97)	Points:	28	Sylven Landesberg vs. VMI
FG Att:	79	vs. VMI (43-79)	FG Att:	18	Sylven Landesberg at Georgia Tech
FG Made:	43	vs. VMI (43-79)	FG Made:	10	Sylven Landesberg vs. VMI
FG %:	54.4	vs. VMI (43-79)	FG % <sup>(1)</sup> :	85.7	Jamil Tucker (6-7) at Georgia Tech
3-FG Att:	32	vs. Liberty (13-32)	3-FG Att:	10	Sammy Zeglinski (6-10) vs. Liberty
3-FG Made:	13	vs. Liberty (13-32)	3-FG Made:	6	Sammy Zeglinski (6-10) vs. Liberty
3-FG %:	40.6	vs. Liberty (13-32)	3-FG % <sup>(2)</sup> :	100.0	Jamil Tucker (3-3) at Georgia Tech
FT Att:	28	vs. VMI (18-28)	FT Att:	14	Sylven Landesberg (10-14) vs. Auburn
		vs. USF (18-28)			
FT Made:	19	vs. Radford (19-24)	FT Made:	10	Sylven Landesberg (10-14) vs. Auburn
					Sylven Landesberg (10-11) vs. Xavier
FT %:	85.0	vs. Hampton (17-20)	FT % <sup>(1)</sup> :	100.0	Sylven Landesberg (8-8) vs. Longwood
Rebounds:	50	vs. VMI	Rebounds:	18	Mike Scott vs. VMI
Assists:	24	vs. VMI	Assists:	8	Sylven Landesberg vs. VMI
Turnovers:	20	vs. VMI	Turnovers:	6	Sylven Landesberg vs. Longwood
Blocks:	10	vs. Hampton	Blocks:	4	Assane Sene vs. Auburn
Steals:	12	vs. VMI	Steals:	4	Calvin Baker vs. VMI, at Syracuse
Fouls:	28	at Georgia Tech			Sammy Zeglinski vs. Hampton

## OPPONENT TEAM AND INDIVIDUAL HIGHS FOR THE 2008-09 SEASON:

TEAM			INDIVIDUAL		
Points:	97	VMI (107-97)	Points:	31	Chavis Holmes, VMI
FG Att:	79	VMI (37-79)	FG Att:	23	Dominique Jones (10-23), USF
FG Made:	37	VMI (37-79)	FG Made:	11	Chavis Holmes (11-20), VMI
FG %:	56.6	Liberty (30-53)	FG % <sup>(1)</sup> :	83.3	Colton Iverson (5-6), at Minnesota
3-FG Att:	31	VMI (9-31)	3-FG Att:	10	Tay Waller (2-10), Auburn
					Lewis Clinch (3-10), at Georgia Tech
3-FG Made:	13	Liberty (13-26)	3-FG Made:	6	Kyle Ohman (6-8), Liberty
3-FG %:	50.0	Liberty (13-26)	3-FG % <sup>(2)</sup> :	75.0	Kyle Ohman (6-8), Liberty
FT Att:	38	at Syracuse (27-38)	FT Att:	14	Gani Lawal (9-14), at Georgia Tech
FT Made:	27	at Syracuse (27-38)	FT Made:	9	Gani Lawal (9-14), at Georgia Tech
FT %:	93.3	VMI (14-15)	FT % <sup>(1)</sup> :	88.9	Eric Devendorf (8-9), at Syracuse
Rebounds:	50	at Georgia Tech	Rebounds:	13	Korvotney Barber, Auburn
Assists:	21	Liberty	Assists:	8	Jesse Sanders, Liberty
Turnovers:	19	VMI	Turnovers:	7	Iman Shumpert, at Georgia Tech
Blocks:	10	Radford	Blocks:	6	Eric Hall, Radford
Steals:	15	VMI	Steals:	5	Al Nolen, at Minnesota
Fouls:	28	VMI			

## VIRGINIA AND OPPONENT TEAM LOWS FOR THE 2008-09 SEASON:

TEAM			TEAM		
Points:	56	at Minnesota (56-66)	Points:	48	Hampton (74-48)
		vs. Auburn (56-58)			
FG Att:	49	vs. Auburn (18-49)	FG Att:	45	at Syracuse (21-45)
FG Made:	16	at Minnesota (16-51)	FG Made:	19	Hampton (19-66)
FG %:	31.4	at Minnesota (16-51)	FG %:	28.8	Hampton (19-66)
3-FG Att:	9	vs. Radford (1-9)	3-FG Att:	12	Radford (4-12)
3-FG Made:	1	vs. Radford (1-9)	3-FG Made:	4	Radford (4-12)
					at Syracuse (4-13)
3-FG %:	11.1	vs. Radford (1-9)	3-FG %:	22.2	Auburn (6-27)
FT Att:	17	at Syracuse (12-17)	FT Att:	11	Longwood (6-11)
FT Made:	12	at Syracuse (12-17)	FT Made:	5	Hampton (5-12)
FT %:	64.3	vs. VMI (18-28)	FT %:	41.7	Hampton (5-12)
		vs. USF (18-28)			
Rebounds:	30	vs. Auburn	Rebounds:	23	Liberty, Longwood
Assists:	4	vs. Radford	Assists:	7	Radford
Turnovers:	10	vs. USF	Turnovers:	10	Xavier
Blocks:	1	vs. Liberty	Blocks:	0	Liberty
Steals:	2	vs. Longwood, at Ga. Tech	Steals:	2	USF
Fouls:	12	vs. Hampton	Fouls:	15	at Syracuse, at Minnesota

(1) - Min. 5 made; (2) Min. 3 made



# 2008-09 VIRGINIA BASKETBALL

## THE CAVALIERS' RECORD IN 2008-09 WHEN UVa:

leads at halftime.....	4-1
trails at halftime.....	1-4
tied at halftime.....	1-0
goes into overtime.....	1-0
leads by 10 or more points.....	4-1
trails by 10 or more points.....	0-3
shoots 50% or better.....	2-0
shoots less than 50%.....	4-5
shoots less than 45%.....	4-4
shoots less than 40%.....	1-3
opponent shoots 50% or better.....	0-1
opponent shoots less than 50%.....	6-4
opponent shoots less than 45%.....	4-3
opponent shoots less than 40%.....	3-1
has higher FG% than opponent.....	4-1
has lower FG% than opponent.....	2-4
has same FG% as opponent.....	0-0
outrebounds its opponent.....	4-3
is outrebounded by opponent.....	1-2
has same rebounds as opponent.....	1-0
has more offensive rebounds than opponent.....	4-3
has fewer offensive rebounds than opponent.....	2-2
has same offensive rebounds as opponent.....	0-0
has fewer turnovers than opponent.....	3-1
has more turnovers than opponent.....	3-3
has same turnovers as opponent.....	0-1
has fewer than 10 turnovers.....	0-0
opponent has fewer than 10 turnovers.....	0-0
shoots more FTs than opponent.....	4-2
shoots fewer FTs than opponent.....	2-3
shoots the same FTs as opponent.....	0-0
has game decided by 10 points or less.....	4-4
has game decided by 5 points or less.....	3-3
scores <60 points.....	0-2
scores 60-69 points.....	1-0
scores 70-79 points.....	2-2
scores 80-89 points.....	1-1
scores 90+ points.....	2-0
allows <60 points.....	1-1
allows 60-69 points.....	2-1
allows 70-79 points.....	1-1
allows 80-89 points.....	1-2
allows 90+ points.....	1-0
wins the tip.....	6-1
loses the tip.....	0-4

## VIRGINIA IN ITS 6 WINS:

UVa's FG percentage.....	45.0 (183-407)
UVa's FT percentage.....	73.3 (107-146)
UVa's 3FG percentage.....	29.2 (31-106)
UVa's offensive rebounds /game.....	16.0 (96)
UVa's rebounds/game.....	45.0 (270)
UVa's rebound margin/game.....	+7.7 (45.0-37.3)
UVa's assists/game.....	13.7 (82)
UVa's turnovers/game.....	14.5 (87)
UVa's points/game.....	84.0 (504)
Opponent's FG percentage.....	41.1 (168-409)
Opponent's points./game.....	71.8 (431)
Opponent's turnovers/game.....	14.5 (87)
Opponent's FT attempts/game.....	18.0 (108)

## VIRGINIA IN ITS 5 LOSSES:

UVa's FG percentage.....	39.2 (112-286)
UVa's FT percentage.....	77.0 (77-100)
UVa's 3FG percentage.....	33.3 (33-99)
UVa's offensive rebounds /game.....	10.4 (52)
UVa's rebounds/game.....	36.0 (180)
UVa's rebound margin/game.....	+0.8 (36.0-35.2)
UVa's assists/game.....	13.6 (68)
UVa's turnovers/game.....	13.8 (69)
UVa's points/game.....	66.8 (334)
Opponent's FG percentage.....	44.3 (124-280)
Opponent's points./game.....	73.4 (367)
Opponent's turnovers/game.....	12.0 (60)
Opponent's FT attempts/game.....	23.8 (119)



# 2008-09 VIRGINIA BASKETBALL

## VIRGINIA'S LEADING PERFORMERS IN 2008-09 ...

OPPONENT	SCORE	POINTS	REBOUNDS	ASSISTS
VMI	107-97	Landesberg (28)	Scott (18)	Landesberg (8)
USF	77-75	Landesberg (21)	Tucker (7)	Zeglinski (4)
Radford	68-66	Landesberg (22)	Tucker (6)	Four players (1)
Liberty	82-86	Zeglinski (24)	Scott (17)	Baker (5)
at Syracuse	70-73	Landesberg (16)	Scott (10)	Scott (4)
at Minnesota	56-66	Tucker (12)	Landesberg (6), Scott (6)	Five Players (2)
Longwood	90-61	Landesberg (20)	Tucker (10)	Zeglinski (4)
Auburn	56-58	Landesberg (22)	Sene (9)	Zeglinski (5)
Hampton	74-48	Scott (17)	Scott (15)	Zeglinski (4)
at Georgia Tech	88-84 (ot)	Landesberg (26)	Scott (10)	Zeglinski (6)
Xavier	70-84	Landesberg (25)	Sene (11)	Zeglinski (6)

## ADDITIONAL TEAM INFORMATION ...

Led in scoring:	Landesberg (8), Scott (1), Tucker (1), Zeglinski (1)
Led in rebounding:	Scott (6), Tucker (3), Sene (2), Landesberg (1)
Led in assists:	Zeglinski (8), Baker (3), Scott (3), Landesberg (2), Diane (1), Farrakhan (1)
20-point or more games (9):	Landesberg (7), Scott (1), Zeglinski (1)
Double figure scoring (39):	Landesberg (10), Zeglinski (7), Scott (6), Tucker (6), Baker (4), Diane (2), Farrakhan (2), Jones (1), Meynsse (1)
Double figure rebounds (7):	Scott (5), Sene (1), Tucker (1)
Double-doubles (5):	Scott (4), Tucker (1)
Largest halftime lead:	15 vs. Longwood, Dec. 17 (42-27)
Largest halftime deficit:	16 vs. Xavier, Jan. 3 (26-42)
Largest halftime deficit overcome in a victory:	2 vs. Radford, Nov. 21 (27-29)
Largest halftime lead surrendered in a loss:	11 at Syracuse, Nov. 28 (40-29)
Largest deficit overcome in a victory:	8 vs. USF, Nov. 19 (USF led 10-2 @ 14:59 1st half)
Largest lead surrendered in a loss:	13 at Syracuse, Nov. 28 (UVA led 40-27 @ 0:30 1st half)
Largest deficit at any time:	28 vs. Xavier, Jan. 3 (XU led 60-32 @ 13:00 2nd half)
Largest lead at any time:	29 vs. Longwood, Dec. 17 (UVA led 90-61 @ 0:31 2nd half)
Most consecutive points scored:	16 vs. Longwood
Most consecutive points allowed:	19 by Xavier

**The Automated ScoreBook**  
**Virginia Season Schedule/Results & Leaders (as of Jan 03, 2009)**  
**All games**

<b>RECORD:</b>	<b>OVERALL</b>	<b>HOME</b>	<b>AWAY</b>	<b>NEUTRAL</b>
ALL GAMES	6-5	5-3	1-2	0-0
CONFERENCE	1-0	0-0	1-0	0-0
NON-CONFERENCE	5-5	5-3	0-2	0-0

<b>Date</b>	<b>Opponent</b>	<b>Score</b>	<b>Att.</b>	<b>High Points</b>	<b>High Rebounds</b>
11/16/08	VMI	W 107-97	9955	(28)Sylvan Landesberg	(18)Mike Scott
11/19/08	USF	W 77-75	8810	(21)Sylvan Landesberg	(7)Jamil Tucker
11/21/08	RADFORD	W 68-66	10311	(22)Sylvan Landesberg	(6)Jamil Tucker
11/25/08	LIBERTY	82-86 L	9263	(24)Sammy Zeglinski	(17)Mike Scott
11/28/08	at Syracuse	70-73 L	22096	(16)Sylvan Landesberg	(10)Mike Scott
12/02/08	at Minnesota	56-66 L	12424	(12)Jamil Tucker	(6)Sylvan Landesberg (6)Mike Scott
12/17/08	LONGWOOD	W 90-61	8543	(20)Sylvan Landesberg	(10)Jamil Tucker
12/20/08	AUBURN	56-58 L	11070	(22)Sylvan Landesberg	(9)Assane Sene
12/23/08	HAMPTON	W 74-48	9158	(17)Mike Scott	(15)Mike Scott
12/28/08	*at Georgia Tech	WOT 88-84	7230	(26)Sylvan Landesberg	(10)Mike Scott
01/03/09	XAVIER	70-84 L	10174	(25)Sylvan Landesberg	(11)Assane Sene

\* - Conference game

<b>Attendance Summary</b>	<b>Games</b>	<b>Attend</b>	<b>Avg/Game</b>
Home	8	77284	9660
Away	3	41750	13917
Neutral	0	0	0
Total	11	119034	10821

**The Automated ScoreBook**  
**Virginia Game-by-Game Points-Rebounds-Assists (as of Jan 03, 2009)**  
**All games**

Opponent	Date	Score		02	04	05	12	13	15	21
				FARRAKHAN, BAKER,CALV	SENE,ASSAN	TUCKER,JAM	ZEGLINSKI, LANDESBERG	SOROYE,TUN		
VMI	11/16/08	107-97	w	2-0-0	4-5-7	DNP	14-3-0	11-4-6	28-8-8	DNP
USF	11/19/08	77-75	w	0-0-0	3-1-2	DNP	15-7-1	9-5-4	21-4-0	3-6-0
RADFORD	11/21/08	68-66	w	0-1-0	9-0-1	DNP	4-6-0	11-5-1	22-4-0	8-5-0
LIBERTY	11/25/08	82-86	L	5-0-1	15-3-5	DNP	0-1-0	24-2-4	17-9-2	DNP
at Syracuse	11/28/08	70-73	L	2-0-0	14-3-3	1-1-1	0-2-0	14-4-2	16-3-3	0-1-0
at Minnesota	12/02/08	56-66	L	4-2-2	9-2-2	2-4-0	12-4-0	10-1-2	10-6-2	DNP
LONGWOOD	12/17/08	90-61	w	5-0-0	14-6-3	6-5-1	11-10-3	14-4-4	20-9-1	DNP
AUBURN	12/20/08	56-58	L	DNP	9-4-4	2-9-2	0-1-0	9-1-5	22-6-1	DNP
HAMPTON	12/23/08	74-48	w	10-1-2	5-3-3	2-6-0	10-6-0	11-3-4	9-3-3	2-1-1
at Georgia Tech	12/28/08	88-84	wo	12-1-1	13-5-0	2-1-0	15-6-2	9-6-6	26-6-5	0-0-0
XAVIER	01/03/09	70-84	L	5-1-0	0-1-0	6-11-1	0-0-0	8-2-6	25-7-4	0-0-0

Opponent	Date	Score		22	23	24	25	32	45	55
				SHERRILL,W	JONES,JEFF	DIANE,MAMA	BRANDENBU	SCOTT,MIKE	TAT,SOLOMO	MEYINSSE,J
VMI	11/16/08	107-97	w	DNP	8-3-2	14-7-1	DNP	26-18-0	DNP	DNP
USF	11/19/08	77-75	w	DNP	3-0-1	13-3-1	DNP	10-6-1	DNP	0-0-0
RADFORD	11/21/08	68-66	w	0-3-0	6-2-0	3-5-1	0-1-0	5-5-1	0-0-0	0-0-0
LIBERTY	11/25/08	82-86	L	DNP	10-1-3	0-2-2	DNP	9-17-1	0-0-0	2-1-0
at Syracuse	11/28/08	70-73	L	DNP	3-2-1	0-2-0	DNP	10-10-4	DNP	10-8-0
at Minnesota	12/02/08	56-66	L	DNP	DNP	4-1-1	DNP	0-6-2	DNP	5-5-0
LONGWOOD	12/17/08	90-61	w	0-0-0	7-3-0	3-1-0	2-1-0	8-6-0	DNP	0-1-0
AUBURN	12/20/08	56-58	L	DNP	5-1-1	0-0-0	DNP	9-3-0	DNP	0-1-0
HAMPTON	12/23/08	74-48	w	0-0-1	2-1-1	4-3-0	2-2-0	17-15-1	DNP	0-0-0
at Georgia Tech	12/28/08	88-84	wo	DNP	0-0-0	0-1-1	DNP	11-10-1	DNP	0-2-0
XAVIER	01/03/09	70-84	L	DNP	1-0-0	7-2-0	DNP	16-5-0	2-2-1	0-0-0

**The Automated ScoreBook**  
**Virginia Team Game-by-Game Comparison (as of Jan 03, 2009)**  
**All games**

Opponent	1st	2nd	Score	Mar	Total FG	FG Pct	3-Pointers	3FG Pct	Free Throws	FT Pct	Rebounds	Assist	T/Over	Block	Steal	Fouls
VMI	51/45	56/52	107-97	+10	43-79/37-79	.544/.468	3-16/9-31	.188/.290	18-28/14-15	.643/.933	50/35 +15	24/17	20/19	4/3	12/15	14/28
USF	34/34	43/41	77-75	+2	27-67/32-65	.403/.492	5-19/5-15	.263/.333	18-28/6-12	.643/.500	39/39 -	10/13	10/14	3/4	8/2	15/19
RADFORD	27/29	41/37	68-66	+2	24-65/24-62	.369/.387	1-9/4-12	.111/.333	19-24/14-25	.792/.560	43/40 +3	4/7	14/15	3/10	6/3	24/25
LIBERTY	32/35	50/51	82-86	(4)	27-58/30-53	.466/.566	13-32/13-26	.406/.500	15-19/13-20	.789/.650	37/23 +14	18/21	14/11	1/0	5/5	18/17
Syracuse	40/29	30/44	70-73	(3)	27-64/21-45	.422/.467	4-14/4-13	.286/.308	12-17/27-38	.706/.711	38/33 +5	14/15	12/15	2/9	10/6	27/15
Minnesota	29/32	27/34	56-66	(10)	16-51/22-53	.314/.415	6-20/6-24	.300/.250	18-22/16-21	.818/.762	40/32 +8	11/15	19/12	2/7	5/10	20/15
LONGWOOD	42/27	48/34	90-61	+29	33-64/25-65	.516/.385	6-16/5-22	.375/.227	18-24/6-11	.750/.545	49/23 +26	12/12	17/13	5/5	2/6	14/21
AUBURN	21/32	35/26	56-58	(2)	18-49/22-64	.367/.344	5-18/6-27	.278/.222	15-21/8-15	.714/.533	30/44 (14)	13/9	12/12	6/4	8/6	14/17
HAMPTON	38/27	36/21	74-48	+26	25-62/19-66	.403/.288	7-23/5-22	.304/.227	17-20/5-12	.850/.417	47/37 +10	16/11	13/14	10/7	6/6	12/18
Georgia Tech	44/37	30/37	88-84	+4	31-70/31-72	.443/.431	9-23/6-18	.391/.333	17-22/16-33	.773/.485	42/50 (8)	16/11	13/12	6/4	2/7	28/21
XAVIER	26/42	44/42	70-84	(14)	24-64/29-65	.375/.446	5-15/9-22	.333/.409	17-21/17-25	.810/.680	35/44 (9)	12/15	12/10	3/5	4/4	23/19

Note: Game totals are displayed in the format TEAM/OPPONENT for each category



**The Automated ScoreBook**  
**Virginia Game-by-Game Highs (as of Jan 03, 2009)**  
**All games**

Opponent	Date	Score	Points	Rebounds	Assists	Steals	Blocked shots
VMI	11/16/08	107-97	28-Sylvan Landesberg	18-Mike Scott	8-Sylvan Landesberg	4-Calvin Baker	1-Sammy Zeglinski Mamadi Diane Jamil Tucker Jeff Jones
USF	11/19/08	77-75	21-Sylvan Landesberg	7-Jamil Tucker	4-Sammy Zeglinski	3-Sylvan Landesberg	2-Tunji Soroye
RADFORD	11/21/08	68-66	22-Sylvan Landesberg	6-Jamil Tucker	1-Sammy Zeglinski Calvin Baker Mamadi Diane Mike Scott	2-Tunji Soroye	2-Tunji Soroye
LIBERTY	11/25/08	82-86	24-Sammy Zeglinski	17-Mike Scott	5-Calvin Baker	2-Jeff Jones Sammy Zeglinski	1-Mamadi Diane
at Syracuse	11/28/08	70-73	16-Sylvan Landesberg	10-Mike Scott	4-Mike Scott	4-Calvin Baker	1-Jerome Meyinsse Assane Sene
at Minnesota	12/02/08	56-66	12-Jamil Tucker	6-Mike Scott Sylvan Landesberg	2-Sammy Zeglinski Mike Scott Sylvan Landesberg Mustapha Farrakhan Calvin Baker	2-Mustapha Farrakhan Jamil Tucker	1-Mamadi Diane Jerome Meyinsse
LONGWOOD	12/17/08	90-61	20-Sylvan Landesberg	10-Jamil Tucker	4-Sammy Zeglinski	1-Calvin Baker Sammy Zeglinski	2-Assane Sene
AUBURN	12/20/08	56-58	22-Sylvan Landesberg	9-Assane Sene	5-Sammy Zeglinski	3-Mike Scott	4-Assane Sene
HAMPTON	12/23/08	74-48	17-Mike Scott	15-Mike Scott	4-Sammy Zeglinski	4-Sammy Zeglinski	2-Mike Scott Jerome Meyinsse Assane Sene Tunji Soroye
at Georgia Tech	12/28/08	88-84	26-Sylvan Landesberg	10-Mike Scott	6-Sammy Zeglinski	1-Calvin Baker Sammy Zeglinski	2-Mike Scott Jerome Meyinsse Assane Sene
XAVIER	01/03/09	70-84	25-Sylvan Landesberg	11-Assane Sene	6-Sammy Zeglinski	2-Sammy Zeglinski	2-Assane Sene

**The Automated ScoreBook**  
**Virginia Team Game-by-Game (as of Jan 03, 2009)**  
**All games**

TEAM STATISTICS

Opponent	Date	Score		Total		3-Pointers		Free throws		Rebounds				pf	a	t/o	blk	stl	pts	avg
				fg-fga	pct	3fg-fga	pct	ft-fga	pct	off	def	tot	avg							
VMI	11/16/08	107-97	W	43-79	.544	3-16	.188	18-28	.643	23	27	50	50.0	14	24	20	4	12	107	107.0
USF	11/19/08	77-75	W	27-67	.403	5-19	.263	18-28	.643	17	22	39	44.5	15	10	10	3	8	77	92.0
RADFORD	11/21/08	68-66	W	24-65	.369	1-9	.111	19-24	.792	16	27	43	44.0	24	4	14	3	6	68	84.0
LIBERTY	11/25/08	82-86	L	27-58	.466	13-32	.406	15-19	.789	11	26	37	42.2	18	18	14	1	5	82	83.5
at Syracuse	11/28/08	70-73	L	27-64	.422	4-14	.286	12-17	.706	13	25	38	41.4	27	14	12	2	10	70	80.8
at Minnesota	12/02/08	56-66	L	16-51	.314	6-20	.300	18-22	.818	14	26	40	41.2	20	11	19	2	5	56	76.7
LONGWOOD	12/17/08	90-61	W	33-64	.516	6-16	.375	18-24	.750	13	36	49	42.3	14	12	17	5	2	90	78.6
AUBURN	12/20/08	56-58	L	18-49	.367	5-18	.278	15-21	.714	2	28	30	40.8	14	13	12	6	8	56	75.8
HAMPTON	12/23/08	74-48	W	25-62	.403	7-23	.304	17-20	.850	16	31	47	41.4	12	16	13	10	6	74	75.6
at Georgia Tech	12/28/08	88-84	Wot	31-70	.443	9-23	.391	17-22	.773	11	31	42	41.5	28	16	13	6	2	88	76.8
XAVIER	01/03/09	70-84	L	24-64	.375	5-15	.333	17-21	.810	12	23	35	40.9	23	12	12	3	4	70	76.2
Virginia		838		295-693	.426	64-205	.312	184-246	.748	148	302	450	40.9	209	150	156	45	68	838	76.2
Opponents		798		292-689	.424	72-232	.310	142-227	.626	131	269	400	36.4	215	146	147	58	70	798	72.5

Games played: 11  
Points/game: 76.2  
FG Pct: 42.6  
3FG Pct: 31.2  
FT Pct: 74.8

Rebounds/game: 40.9  
Assists/game: 13.6  
Turnovers/game: 14.2  
Assist/turnover ratio: 1.0  
Steals/game: 6.2  
Blocks/game: 4.1

**The Automated ScoreBook**  
**Virginia Overall Team Statistics (as of Jan 03, 2009)**  
**All games**

<b>TEAM STATISTICS</b>	<b>VA</b>	<b>OPP</b>
<b>SCORING</b>	838	798
Points per game	76.2	72.5
Scoring margin	+3.6	-
<b>FIELD GOALS-ATT</b>	295-693	292-689
Field goal pct	.426	.424
<b>3 POINT FG-ATT</b>	64-205	72-232
3-point FG pct	.312	.310
3-pt FG made per game	5.8	6.5
<b>FREE THROWS-ATT</b>	184-246	142-227
Free throw pct	.748	.626
F-Throws made per game	16.7	12.9
<b>REBOUNDS</b>	450	400
Rebounds per game	40.9	36.4
Rebounding margin	+4.5	-
<b>ASSISTS</b>	150	146
Assists per game	13.6	13.3
<b>TURNOVERS</b>	156	147
Turnovers per game	14.2	13.4
Turnover margin	-0.8	-
Assist/turnover ratio	1.0	1.0
<b>STEALS</b>	68	70
Steals per game	6.2	6.4
<b>BLOCKS</b>	45	58
Blocks per game	4.1	5.3
<b>WINNING STREAK</b>	0	-
Home win streak	0	-
<b>ATTENDANCE</b>	77284	41750
Home games-Avg/Game	8-9660	3-13917
Neutral site-Avg/Game	-	0-0

<b>Score by Periods</b>	<b>1st</b>	<b>2nd</b>	<b>OT</b>	<b>Totals</b>
Virginia	384	440	14	838
Opponents	369	419	10	798

**The Automated ScoreBook**  
**Virginia Season Box Score (as of Jan 03, 2009)**  
**All games**

<b>RECORD:</b>	<b>OVERALL</b>	<b>HOME</b>	<b>AWAY</b>	<b>NEUTRAL</b>
ALL GAMES	6-5	5-3	1-2	0-0
CONFERENCE	1-0	0-0	1-0	0-0
NON-CONFERENCE	5-5	5-3	0-2	0-0

#	Player	gp-gs	min	avg	Total		3-Point		F-Throw		Rebounds				pf	dq	a	to	blk	stl	pts	avg
					fg-fga	pct	3fg-fga	pct	ft-fa	pct	off	def	tot	avg								
15	Sylvan Landesberg	11-10	367	33.4	68-137	.496	6-18	.333	74-92	.804	18	47	65	5.9	22	1	29	24	2	10	216	19.6
13	Sammy Zeglinski	11-8	312	28.4	46-109	.422	24-57	.421	14-19	.737	4	33	37	3.4	33	2	44	33	2	17	130	11.8
32	Mike Scott	11-11	312	28.4	49-87	.563	0-4	.000	23-32	.719	43	58	101	9.2	22	0	11	17	5	10	121	11.0
04	Calvin Baker	11-11	277	25.2	34-86	.395	7-30	.233	20-25	.800	2	31	33	3.0	23	2	30	30	0	13	95	8.6
12	Jamil Tucker	11-3	179	16.3	29-61	.475	11-25	.440	12-20	.600	10	36	46	4.2	21	0	6	10	5	4	81	7.4
23	Jeff Jones	10-0	165	16.5	16-58	.276	8-33	.242	5-6	.833	2	11	13	1.3	9	0	9	5	1	4	45	4.5
02	Mustapha Farrakhan	10-2	91	9.1	13-34	.382	7-16	.438	12-12	1.000	3	3	6	0.6	14	0	6	8	0	2	45	4.5
24	Mamadi Diane	11-4	205	18.6	20-69	.290	1-22	.045	7-12	.583	13	14	27	2.5	18	0	7	10	4	5	48	4.4
05	Assane Sene	7-4	135	19.3	8-24	.333	0-0	.000	5-10	.500	11	26	37	5.3	24	1	5	4	13	0	21	3.0
21	Tunji Soroye	6-1	57	9.5	5-10	.500	0-0	.000	3-4	.750	5	8	13	2.2	8	0	1	2	6	3	13	2.2
55	Jerome Meyinsse	10-1	94	9.4	5-13	.385	0-0	.000	7-12	.583	10	8	18	1.8	9	0	0	8	6	0	17	1.7
25	John Brandenburg	3-0	10	3.3	2-3	.667	0-0	.000	0-0	.000	1	3	4	1.3	3	0	0	0	1	0	4	1.3
45	Solomon Tat	3-0	10	3.3	0-0	.000	0-0	.000	2-2	1.000	0	2	2	0.7	2	0	1	0	0	0	2	0.7
22	Will Sherrill	3-0	11	3.7	0-2	.000	0-0	.000	0-0	.000	2	1	3	1.0	1	0	1	2	0	0	0	0.0
Total.....		11	2225		295-693	.426	64-205	.312	184-246	.748	148	302	450	40.9	209	6	150	156	45	68	838	76.2
Opponents.....		11	2225		292-689	.424	72-232	.310	142-227	.626	131	269	400	36.4	215	-	146	147	58	70	798	72.5

<b>Score by Periods</b>	<b>1st</b>	<b>2nd</b>	<b>OT</b>	<b>Totals</b>
Virginia	384	440	14	838
Opponents	369	419	10	798