



# 2008-09 VIRGINIA BASKETBALL



**VIRGINIA CAVALIERS (7-10, 1-5)**  
**vs.**  
**BOSTON COLLEGE EAGLES (17-6, 5-3)**



**Feb. 4, 2009 • John Paul Jones Arena • Charlottesville, Va.**

## GAME INFORMATION

Radio: Virginia Sports Network (Dave Koehn, Cory Alexander)  
TV: ESPNU (Dan McLaughlin, Mike Kelley)

## Tonight's Game

- The Cavaliers return home to host Boston College tonight
- Virginia is looking to snap a five-game losing streak

## About the Cavaliers

- Virginia is 7-10 (1-5 ACC) after a 79-54 loss at top-ranked Duke on Sunday
- UVa is led by Sylven Landesberg, who is averaging 17.2 ppg
- Mike Scott has posted six double-doubles this season
- As of 2/2 (ESPN Insider RPI), the Cavaliers' strength of schedule ranks sixth nationally

## About the Eagles

- BC is 17-6 this season (5-3 ACC) after a 67-66 home win over Virginia Tech on Saturday
- The Eagles enter the game on a four-game winning streak
- Senior guard Tyrese Rice leads Boston College with a 17.9 ppg scoring average

## Series History

- UVa leads 6-1 (Virginia leads 3-0 in Charlottesville)
- Virginia is 3-1 against the Eagles since BC joined the ACC in 2005-06
- UVa won both meetings last year, 84-66 at JPJA and 79-74 in Chestnut Hill

## Youth is Served

- Freshmen and Sophomores have made 59 of the 85 starts this season for the Cavaliers
- Freshmen and Sophomores have scored 50.0 ppg (68.4% of offense) and average 23.7 rebounds a game (67.5% of team total)
- Freshmen and Sophomores have led the team in scoring in 14 of 17 games this season and led the team in rebounding in 14 of 17 games this season

## PROBABLE STARTERS/KEY RESERVES

No.	Pos.	Yr.	Player	PPG	RPG	APG	Notable
5	C	Fr.	Assane Sene	3.3	5.2	0.5	Team-high 25 blocks this season
13	G	Fr.	Sammy Zeglinski	9.8	2.8	3.6	Scored a career-high 24 points vs. Liberty
15	G	Fr.	Sylvan Landesberg	17.2	5.9	2.4	Five-time ACC Rookie of the Week
24	G/F	Sr.	Mamadi Diane	4.4	2.3	0.6	14 pts, 7 rebs vs. VMI
32	F	So.	Mike Scott	11.2	8.4	0.7	Six double-doubles this season
12	F	Jr.	Jamil Tucker	8.1	3.9	0.6	Career-high 21 points at Maryland
4	G	Jr.	Calvin Baker	7.9	2.5	2.6	Career-high 7 assists vs. VMI
2	G	So.	Mustapha Farrakhan	5.3	0.7	0.8	Career-high 17 points at Virginia Tech
23	G	So.	Jeff Jones	4.3	1.7	0.7	Career-high 26 pts vs. Bradley in last yrs finale
55	F/C	Jr.	Jerome Meynsse	1.8	1.7	0.1	10 pts, 8 rebs at Syracuse
21	C	Sr.	Tunji Soroye	1.6	1.8	0.1	8 pts, 5 rebs, 2 blks vs. Radford
25	C	Fr.	John Brandenburg	1.0	0.8	0.0	2 pts, 2 rebs vs. Hampton
45	G/F	Jr.	Solomon Tat	0.6	0.7	0.3	2 pts, 2 rebs vs. Xavier
22	F	So.	Will Sherrill	0.0	0.5	0.2	Career-high 3 rebs vs. Radford

## SCHEDULE/RESULTS

Date	Opponent	TV	Time/Res.
N9	SHEPHERD (ex)		W 87-52
N16	VMI	CSN	W 107-97
N19	USF	ACC Select	W 77-75
N21	RADFORD	ACC Select	W 68-66
N25	LIBERTY	ACC Select	L 82-86
N28	at Syracuse	TimeWarner(Syracuse)	L 70-73
D2	at Minnesota %	ESPN2	L 56-66
D17	LONGWOOD	ACC Select	W 90-61
D20	AUBURN	CSN/FSN South	L 56-58
D23	HAMPTON	ACC Select	W 74-48
D28	at Georgia Tech *	FSN	W 88-84 (ot)
J3	#22 XAVIER	CSN	L 70-84
J6	BROWN	ACC Select	W 74-50
J10	at Virginia Tech *	RSN	L 75-78
J15	#5 NORTH CAROLINA *	ESPN	L 61-83
J20	at Maryland *	Raycom^	L 78-84
J24	FLORIDA STATE *	RSN	L 62-73
F1	at #1 Duke *	FSN	L 54-79
F4	BOSTON COLLEGE *	ESPNU	7 p.m.
F7	at North Carolina *	Raycom	4 p.m.
F10	at Florida State *	RSN	7 p.m.
F15	CLEMSON *	Raycom	1 p.m.
F18	VIRGINIA TECH *	Raycom^	8 p.m.
F21	at NC State *	Raycom	1 p.m.
F26	MIAMI *	Raycom^	8 p.m.
F28	WAKE FOREST *	Raycom^	2 p.m.
M3	at Clemson *	RSN	7 p.m.
M7	MARYLAND *	ABC	3:30 p.m.
M12-15 at ACC Tournament (Georgia Dome)			

All Times Eastern and subject to change

- \* ACC game
- % ACC/Big Ten Challenge

## TV Abbreviations

CSN Comcast SportsNet  
RSN Regional Sports Networks  
^ Raycom split telecast

## MEDIA INFORMATION

### Virginia Athletics Media Relations

154 John Paul Jones Arena  
PO Box 400853  
Charlottesville, VA 22904  
Office: (434) 982-5500  
Fax: (434) 982-5525

### Rich Murray

#### Associate AD for Public Relations (Primary Men's Basketball Contact)

Office: (434) 982-5530  
Home: (434) 978-2966  
Email: rmurray@virginia.edu

### Steve Kirkland

#### Assistant Media Relations Director (Secondary Men's Basketball Contact)

Office: (434) 982-5535  
Cell: (434) 825-5241  
Email: skirkland@virginia.edu



# 2008-09 VIRGINIA BASKETBALL

## IN THE POLLS

### ASSOCIATED PRESS (2/2)

1.	Connecticut	20-1
2.	Oklahoma	21-1
3.	<b>North Carolina</b>	<b>19-2</b>
4.	<b>Duke</b>	<b>19-2</b>
5.	Louisville	17-3
6.	Pittsburgh	19-2
7.	<b>Wake Forest</b>	<b>17-2</b>
8.	Marquette	19-2
9.	<b>Xavier</b>	<b>19-2</b>
10.	<b>Clemson</b>	<b>18-2</b>
11.	Butler	19-1
12.	Purdue	17-4
13.	Michigan State	17-4
14.	Memphis	18-3
15.	UCLA	17-4
16.	Texas	15-5
17.	Villanova	17-4
18.	Gonzaga	16-4
19.	<b>Minnesota</b>	<b>18-3</b>
20.	<b>Syracuse</b>	<b>17-5</b>
21.	Kansas	17-4
22.	Washington	16-5
23.	Illinois	18-4
24.	Arizona State	16-5
25.	Utah State	21-1

### Others Receiving Votes:

Dayton, Davidson, Missouri, Penn State, LSU, South Carolina, West Virginia, UNLV, Florida, Providence, USC, Notre Dame, Siena, Kansas State, Ohio State, Northeastern, Kentucky, Arizona, **Florida State**, Northern Iowa, **VMI**.

### ESPN/USA Today (2/2)

1.	Connecticut	20-1
2.	Oklahoma	21-1
3.	<b>Duke</b>	<b>19-2</b>
4.	<b>North Carolina</b>	<b>19-2</b>
5.	Pittsburgh	19-2
6.	<b>Wake Forest</b>	<b>17-2</b>
7.	Louisville	17-3
8.	Marquette	19-2
9.	<b>Xavier</b>	<b>19-2</b>
10.	<b>Clemson</b>	<b>18-2</b>
11.	Butler	19-1
12.	UCLA	17-4
13.	Purdue	17-4
14.	Michigan State	17-4
15.	Memphis	18-3
16.	Villanova	17-4
17.	Texas	15-5
18.	Gonzaga	16-4
19.	<b>Minnesota</b>	<b>18-3</b>
20.	<b>Syracuse</b>	<b>17-5</b>
21.	Illinois	18-4
22.	Utah State	21-1
23.	Arizona State	16-5
24.	Kansas	17-4
25.	Washington	16-5

### Others Receiving Votes:

Dayton, Missouri, Davidson, UNLV, Saint Mary's, USC, Penn State, LSU, South Carolina, Florida, West Virginia, Notre Dame, Georgetown, Kentucky, Baylor, BYU, Utah, **Boston College**.

## Close Games

- 10 of Virginia's 17 games this season have been decided by 10 points or less
- Seven of those games have been decided by five points or less
- The Cavaliers have four wins this season by 10 points or less, which is two shy of their total from last season (six)

## Last Time Out

- Virginia suffered a 79-54 loss at No. 1 Duke on Sunday
- Sylvan Landesberg led Virginia with 20 points, setting a new UVa record with his 10th 20-point game of his freshman season
- Landesberg became the first ACC freshman to score 20 points at Cameron Indoor Stadium since Tyler Hansbrough had 27 points in the final regular season game of the 2005-06 season

## Bench Production

- Virginia has gotten solid production from its bench this season, averaging 24.9 points, 11.1 rebounds and 3.7 assists per game off the bench
- Virginia had 51 points off the bench against USF, the most bench points in a game for the Cavaliers since scoring 52 off the bench against Maryland on March 1, 1986
- This season the Cavaliers have gotten 18 double-digit scoring performances off the bench

## Difficult Schedule for the Cavaliers

- Seven of Virginia's opponents are ranked and two others are receiving votes in this week's AP poll
- As of 2/2 (ESPN Insider RPI), the Cavaliers' strength of schedule ranks sixth nationally
- Virginia's first 17 opponents have a combined 238-119 record this season
- 17 of Virginia's first 18 opponents this season entered the game against the Cavaliers with a .500 or better record
- 16 of 27 regular season games will be against 2008 postseason teams (seven vs. NCAA teams, eight vs. NIT teams, one vs. CBI team)
- 21 of 27 games will be televised (the other six available online on ACC Select)

## Return to Sene-der

- Freshman center Assane Sene leads Virginia with 25 blocks this season, although he did not play in the first four games of the season
- He has twice had four blocks in a game (vs. Auburn, at Virginia Tech)
- Last season, Mamadi Diane led Virginia with 22 blocks over a 33-game season
- Sene averages 1.9 blocks per game, which ranks third in the ACC

## Farrakhan on the Line

- Mustapha Farrakhan is 18-18 this season from the free throw line
- His 18 consecutive made free throws to open a season is the second longest streak in school history (Jeff Lamp made his first 32 free throw attempts in 1980-81)

## On a Streak From the Line

- Virginia has three players who have active consecutive free throws made streaks of at least 10
- Sylvan Landesberg has made 20 consecutive free throws (last miss at Maryland - 1/20/09)
- Mustapha Farrakhan has made 19 consecutive free throws (made his last one last season and all 18 this season)
- Calvin Baker has made 15 consecutive free throws (last miss at Minnesota - 12/2/08)

## Landesberg Named ACC Rookie of the Week ... Again

- Sylvan Landesberg was named the ACC Rookie of the Week on Jan. 12, the fifth time he has received the honor
- Landesberg also was named ACC Rookie of the Week on Nov. 17, Nov. 24, Dec. 22 and Dec. 30
- He is the first Cavalier to win the award in consecutive weeks since Sean Singletary won it on Feb. 14, 2005 and Feb. 21, 2005
- He was the first player to win the award in each of the first two weeks of a season since Georgia Tech's Chris Bosh in 2002-03



# 2008-09 VIRGINIA BASKETBALL

## Landesberg's 20-Point Games

- Sylvan Landesberg has 10 20-point games this season and the Cavaliers are 5-5 in those games
- He has more than double the 20-point games (10) than the rest of the conference's freshmen combined (four)
- His 10 20-point games rank first in school history by a freshman
- Only North Carolina's Tyler Hansbrough (14) and Rashad McCants (12) had more 20-point games as freshmen in the ACC over the past 10 years than Landesberg
- He scored 20 points at Duke, becoming the first ACC freshman to score 20 points at Cameron Indoor Stadium since Hansbrough (27 pts) in 2006
- With 28 points vs. VMI, 21 points vs. USF and 22 points vs. Radford, Landesberg became the first Cavalier freshman to open his career with three 20-point games
- He was only the second freshman in ACC history to score at least 20 points in the first three games of his career (Georgia Tech's Kenny Anderson scored at least 20 points in his first six career games in 1989-90)
- He was the first Cavalier player to score 20 or more points in the first three games of a season since Roger Mason, Jr. in 2001-02

## Landesberg Makes Immediate Impact

- At 17.2 ppg, Sylvan Landesberg is the eighth-leading scorer in the ACC and the third-leading freshman scorer in the nation
- At Georgia Tech, Landesberg scored 26 points, the most by a Cavalier freshman in his ACC debut (previous record was 22 by Roger Mason, Jr. vs. Duke in 1999-00)
- Landesberg scored in double figures in the first eight games of the season, the second longest streak by a UVa freshman to open a career
- He was the first Cavalier freshman since Tom Sheehey in 1983-84 to lead the team in scoring in each of the first three games of the season

## Getting to the Line

- Sylvan Landesberg ranks second in the ACC with 7.5 free throw attempts per game
- Landesberg has made 14 "old-fashioned" three-point plays this season (the rest of the team has combined for eight)
- That figure is already more than Sean Singletary's team-leading 13 "and one" plays last season
- Against Florida State, Landesberg tied an ACC freshman record and tied for the second best performance at the free throw line in school history with his 14-14 performance

## Landesberg Shines In Collegiate Debut

- Sylvan Landesberg had 28 points in the season-opener against VMI, the most by a Cavalier freshman in his debut
- The previous record was 24 points set by Jeff Lamp in his debut against James Madison on Nov. 25, 1977
- Landesberg's 28 points are tied for the second most in ACC history by a freshman in his first game
- Landesberg is one of only four Cavalier first-years to score 20 points in his first collegiate game
- His 28 points are the most by a UVa freshman in any game since Chris Williams had 34 points vs. Liberty on Dec. 8, 1998
- He is the first Cavalier freshman to lead the team in scoring in a season opener since Mamadi Diane had 17 points in the 2005-06 season opening win over Liberty

## Back-to-Back 25 Points for Landesberg

- Sylvan Landesberg scored 26 points at Georgia Tech and 25 points vs. Xavier
- Landesberg was the first Cavalier to have consecutive 25-point games since J.R. Reynolds accomplished the feat in both of Virginia's 2007 NCAA Tournament games
- The last Cavalier freshman to score at least 25 points in consecutive games was Chris Williams in 1998-99 (26 vs. Loyola, 26 vs. Delaware)

## Cavaliers By The Numbers

### Most 20-Point Games by a UVa Freshman

<b>Sylvan Landesberg (2008-09)</b>	<b>10</b>
Ralph Sampson (1979-80)	9
Chris Williams (1998-99)	8
Jeff Lamp (1977-78)	7
Courtney Alexander (1995-96)	6
Bryant Stith (1988-89)	6
Wally Walker (1972-73)	5
Cory Alexander (1991-92)	4
Junior Burrough (1991-92)	4

### Most 20-Point Games by an ACC Freshman (last 10 years)

Tyler Hansbrough (UNC, 05-06)	14
Rashad McCants (UNC, 02-03)	12
<b>Sylvan Landesberg (UVa, 08-09)</b>	<b>10</b>
Chris Paul (WF, 03-04)	10
Joseph Forte (UNC, 99-00)	9
Brandon Costner (NCSU, 06-07)	9
J.J. Redick (Duke, 02-03)	9
James Johnson (WF, 07-08)	8
Luol Deng (Duke, 03-04)	8
Brendan Wright (UNC, 06-07)	8

### NCAA Freshman Scoring Leaders

Seth Curry (Liberty)	20.3
Mike Rosario (Rutgers)	17.5
<b>Sylvan Landesberg (Virginia)</b>	<b>17.2</b>
Isaiah Thomas (Washington)	16.7
Luke Babbitt (Nevada)	16.3
Tyreke Evans (Memphis)	16.3
Afam Muejeke (Wyoming)	15.6
Willie Warren (Oklahoma)	15.5
Paul George (Fresno State)	15.4
Al'Lonzo Coleman (Presbyterian)	14.9

### Most Points in First 17 Career Games by UVa Freshmen

Jeff Lamp (1977-78)	321
Chris Williams (1998-99)	321
<b>Sylvan Landesberg (2008-09)</b>	<b>293</b>
Wally Walker (1972-73)	236
Bryant Stith (1988-89)	224
Ralph Sampson (1979-80)	216
Junior Burrough (1991-92)	210
Adam Hall (1998-99)	199
Courtney Alexander (1995-96)	192
Cory Alexander (1991-92)	179

### Most ACC Rookie of the Week Awards by a Cavalier

Bryant Stith (1988-89)	6
<b>Sylvan Landesberg (2008-09)</b>	<b>5</b>
Ralph Sampson (1979-80)	5
Sean Singletary (2004-05)	5
Chris Williams (1998-99)	4

### UVa Career Blocked Shots

1. Ralph Sampson (1980-83)	462
2. Chris Alexander (1993-96)	148
3. Travis Watson (2000-03)	130
4. Kris Hunter (1997-99)	126
5. Jason Clark (2002-05)	112
6. Steve Castellan (1976-79)	108
7. Chris Williams (1999-02)	97
8. Junior Burrough (1992-95)	96
9. Colin Ducharme (1997-00)	88
10. Olden Polynice (1984-86)	86
-- <b>Tunji Soroye (2005-present)</b>	<b>84</b>

### Most Points by an ACC Freshman in his Debut

31 J.J. Hickson (NC State)	07-08
<b>28 Sylvan Landesberg (UVa)</b>	<b>08-09</b>
28 Rashad McCants (UNC)	02-03
24 Jeff Lamp (UVa)	77-78
23 Shavlik Randolph (Duke)	02-03

### Other Notable Virginia Debuts

Jeff Lamp vs. JMU (77-78)	24 pts, 3 rebs
Gary Forbes vs. Mt. St. Mary's (03-04)	21 pts, 9 rebs
Chris Williams vs. VCU (98-99)	20 pts, 10 rebs
Junior Burrough vs. W&M (91-92)	17 pts, 6 rebs
Ralph Sampson vs. Hopkins (79-80)	17 pts, 8 rebs
Mamadi Diane vs. Liberty (05-06)	17 pts, 6 rebs
<u>Travis Watson vs. Elon (99-00)</u>	<u>15 pts, 14 rebs</u>
Cory Alexander vs. W&M (91-92)	5 pts, 4 rebs
Sean Singletary vs. R. Morris (04-05)	6 pts, 7 assts
Wally Walker vs. Wake (72-73)	7 pts, 3 rebs



# 2008-09 VIRGINIA BASKETBALL

## UVa in the ACC Statistics (2/2)

### **TEAM**

Scoring Offense	73.1	7th
Scoring Defense	73.2	12th
Scoring Margin	-0.2	12th
Free Throw Percentage	.746	3rd
Field Goal Percentage	.423	11th
Field Goal % Defense	.434	12th
3-Point FG Percentage	.295	12th
3-Point FG % Defense	.342	12th
Rebounding	39.0	6th
Rebounding Margin	+3.8	7th
3-Point FG Made	5.4	9th
Assists	12.6	11th
Steals	6.1	10th
Blocked Shots	4.5	10th
Turnover Margin	-1.4	11th
Assist/Turnover Ratio	0.9	11th

### **INDIVIDUAL**

#### **Scoring**

• Sylvan Landesberg 17.2 8th

#### **Rebounding**

• Mike Scott 8.4 6th

#### **Offensive Rebounding**

• Mike Scott 3.9 1st

#### **Assists**

• Sammy Zeglinski 3.6 7th

#### **Blocked Shots**

• Assane Sene 1.9 3rd

#### **Free Throw Percentage**

• Sylvan Landesberg .846 6th

#### **Minutes Played**

• Sylvan Landesberg 32.4 7th

## UVa in the NCAA Statistics (2/2)

### **TEAM**

Scoring Offense	73.1	88th
Free Throw Percentage	.746	18th
Rebounding Margin	+3.8	67th
Blocked Shots	4.5	53rd

### **INDIVIDUAL**

#### **Scoring**

• Sylvan Landesberg 17.2 95th

#### **Rebounding**

• Mike Scott 8.4 64th

#### **Free Throw Percentage**

• Sylvan Landesberg 84.6 61st

#### **Blocked Shots**

• Assane Sene 1.9 59th

### **Tucker Steps Up**

- Jamil Tucker has scored in double figures in nine games this season
- At Maryland, he scored a career-high 21 points while tying a career high with four 3-pointers
- Against Longwood, he set career highs with 10 rebounds and three assists and had 11 points for his first career double-double
- At Georgia Tech, he had 15 points, including the 3-pointer that tied the game with 15 seconds remaining in regulation to force overtime

### **Scott is a Force Inside**

- Mike Scott has six double-doubles this season
- He leads the ACC with 3.9 offensive rebounds per game and ranks sixth overall in rebounding with an average of 8.4 per game
- Scott is shooting .548 from the floor this season, which would rank second in the ACC if he had the minimum number of made field goals to qualify (he averages 4.4 FGM/game, 5.0 is the min.)
- At Maryland, Scott went 10-10 from the free throw line

### **Mike Scott Opens Season With Impressive Performance**

- Mike Scott set career highs with 26 points and 18 rebounds in the season opening win over VMI
- Scott tied the school record with 10 offensive rebounds, a mark previously set by Matt Blundin (vs. Clemson 1/9/90), Bryant Stith (vs. Georgia Tech 3/13/92) and Travis Watson (vs. Maryland 1/31/02)
- His 18 rebounds were the most by a Cavalier since Travis Watson had 20 rebounds vs. Wofford on Jan. 2, 2003

### **Scott and Landesberg Post UVa's First 25-25 Combo in Over a Year**

- Against VMI, Sylvan Landesberg (28 pts) and Mike Scott (26 points) became the first Cavaliers to score at least 25 points in the same game in over a year
- The previous game that Virginia had a pair of 25-point scorers was a 71-58 win at NC State on Jan. 24, 2007 when J.R Reynolds had 29 points and Sean Singletary had 27 points

### **Cavaliers 12th in ACC Preseason Poll**

- The Cavaliers were projected 12th in the preseason ACC poll of media
- Sylvan Landesberg was second in the voting for Preseason ACC Rookie of the Year

### **Head Coach Dave Leitao**

- 2007 ACC Coach of the Year
- First Virginia coach to win the honor since Terry Holland in 1982
- 60-52 record in his fourth season at Virginia, including a 24-30 mark in the ACC
- Overall record of 140-121 in his ninth season as a head coach

### **At Home at John Paul Jones Arena**

- Virginia has an all-time record of 35-13 at John Paul Jones Arena
- UVa was 13-7 at home during the 2007-08 season
- The Cavaliers posted a 16-1 home record in 2006-07 in the first season in John Paul Jones Arena

### **Baker, Diane, Soroye Named Virginia's Captains**

- Calvin Baker, Mamadi Diane, and Tunji Soroye are Virginia's captains for 2008-09
- This season marks the first year each player has served as a captain

### **Virginia Signs Two to Letters of Intent**

- The Cavaliers signed two recruits to National Letters of Intent during the November signing period
- Jontel Evans, a 5-11 guard from Hampton, Va., and Tristan Spurlock, a 6-7 forward from Woodbridge, Va., will join the Cavaliers in 2009-10

### **Up Next**

- The Cavaliers visit No. 3 North Carolina on Saturday
- Game time is 4 p.m. and the contest will be televised by Raycom



# 2008-09 VIRGINIA BASKETBALL

## THE LAST TIME ...

### VIRGINIA INDIVIDUALS

- **Scored 30 points:** Sean Singletary (34) vs. Virginia Tech (1/16/08)
- **Scored 40 points:** Sean Singletary (41) at Miami (3/1/08)
- **Two players with 20 points:** Sylven Landesberg (28) and Mike Scott (26) vs. VMI (11/16/08)
- **Three players with 20 points:** Chris Williams (27), Roger Mason, Jr. (22) and Donald Hand (20) vs. Duke (1/5/00)
- **Four players with 20 points:** Chris Williams (23), Donald Hand (22), Adam Hall (21), and Travis Watson (20) vs. Georgetown (3/15/00)
- **A player with back-to-back 25-point games:** Sylven Landesberg, 26 at Georgia Tech (12/28/08), 25 vs. Xavier (1/3/09)
- **One player scored in double figures:** Sylven Landesberg (22) vs. Auburn (12/20/08)
- **Five players scored in double figures:** Sylven Landesberg (26), Jamil Tucker (15), Calvin Baker (13), Mustapha Farrakhan (12), Mike Scott (10) at Georgia Tech (12/28/08)
- **Six players scored in double figures:** Sean Singletary (27), Adrian Joseph (13), Jamil Tucker (13), Mamadi Diane (12), Calvin Baker (11), Laurynas Mikalauskas (11), vs. Maryland (3/9/08)
- **Seven players scored in double figures:** Cornel Parker (20), Junior Burrough (15), Ted Jeffries (14), Cory Alexander (13), Jason Williford (12), Yuri Barnes (11) and Doug Smith (11) vs. Clemson (1/13/93)
- **Had 15 rebounds:** Mike Scott (15) vs. Hampton (12/23/08)
- **Had 20 rebounds:** Travis Watson (20) vs. Wofford (1/2/03)
- **Had 25 rebounds:** Bob Mortell (25) vs. Washington & Lee (2/27/60)
- **Two players with 10 rebounds:** Sylven Landesberg (11) and Mike Scott (10) at Maryland (1/20/09)
- **Three players with 10 rebounds:** Yuri Barnes (13), Jason Williford (12) and Junior Burrough (11) vs. Rice (12/4/93)
- **Double-Double:** Mike Scott (16 pts, 10 rebs) at Maryland (1/20/09)
- **Two players had a double-double:** Adrian Joseph (23 pts, 11 rebs) and Mike Scott (10 pts, 13 rebs) at Penn (11/23/07)
- **Three players had a double-double:** Jason Williford (10 pts, 15 rebs), Ted Jeffries (23 pts, 10 rebs), and Cornel Parker (11 pts, 11 rebs) at William & Mary (1/25/93)
- **Double-Double with points and assists:** Sean Singletary (22 pts, 10 assts) vs. Old Dominion (3/24/08)
- **Triple-Double:** Ralph Sampson (15 pts, 22 rebs, 10 blks) vs. Old Dominion (12/29/79)
- **Four Double-Doubles in a row:** Travis Watson (29 pts, 12 rebs) at NC State (2/6/02), (20 pts, 10 rebs) vs. Clemson (2/10/02), (17 pts, 10 rebs) vs. UNC (2/12/02), (13 pts, 12 rebs) at Wake (2/17/02)
- **20 points and 20 rebounds:** Travis Watson (21 pts, 20 rebs) vs. Wofford (1/2/03)
- **10 assists:** Sean Singletary (10) vs. Old Dominion (3/24/08)
- **5 Blocked Shots:** Jason Cain (5) vs. UNC (1/19/06)
- **5 Steals:** Sammy Zeglinski (5) vs. Florida State (1/24/09)
- **Led UVA in Points, Rebounds and Assists:** Sean Singletary (20 pts, 5 rebs, 10 assts) vs. Ga. Tech (3/13/08)
- **Hit a last second shot to win a game:** Sean Singletary vs. Duke (2/1/07) [jumper with one second in OT]; J.R. Reynolds vs. Loyola Marymount (12/23/04) [layup with 1.5 seconds in regulation]
- **Played every minute:** Sean Singletary vs. Virginia Tech (2/12/05)
- **Played 40 or more minutes:** Sylven Landesberg (41) at Georgia Tech (12/28/08)

### VIRGINIA TEAM

- **Won in Overtime:** at Georgia Tech, 88-84 (12/28/08)
- **Lost in Overtime:** at Virginia Tech, 65-72 (2/2/08)
- **Played Two Overtimes:** vs. Maryland, L 89-92 (2/19/05)
- **Played Three Overtimes:** vs. Georgetown, L 111-115 (3/15/00)
- **Shot 70 percent for a Half:** 72.2% (13-18) vs. Wake Forest 2nd Half (2/24/96)
- **Shot 60 percent in a Game:** 61.0% (36-59) vs. LIU (11/17/00)
- **Shot less than 30 percent in a Game:** 27.9% (17-61) vs. North Carolina (3/10/06)
- **Shot 90 percent from the free throw line:** 94.7% (18-19) vs. Georgia Tech (2/24/07)
- **Shot 50 percent from 3-point line:** 50.0% (9-18) at Boston College (2/17/08)
- **Shot less than 30 percent in a half:** 13.6% (3-22) in 1st Half vs. Florida State (1/24/09)
- **Shot less than 20 percent in a half:** 13.6% (3-22) in 1st Half vs. Florida State (1/24/09)
- **Shot 55 percent or better and lost:** 56.9% (29-51) vs. Duke (3/14/03)
- **Attempted 50 FTs:** 52 (made 34) vs. Howard (12/12/94)
- **Made 30 FTs:** 31 (36 att.) vs. Tennessee (3/18/07)
- **Made 10 3-pt FGs:** 13 vs. Liberty (11/25/08)
- **Failed to make a 3-pt FG:** at Georgia Tech (12/4/05)
- **Had 50 rebounds:** 50 vs. North Carolina (1/15/09)
- **Had 25 assists:** 27 vs. Howard (11/21/01)
- **Had 15 steals:** 16 vs. NC State (2/24/08)
- **Had 10 blocks:** 10 at Virginia Tech (1/10/09)
- **Scored 50 pts in a half:** 50 vs. Liberty, 2nd half (11/25/08)
- **Scored 60 pts in a half:** 60 vs. Gonzaga, 1st half (1/3/07)
- **Scored 70 pts in a half:** 70 vs. Coastal Carolina, 2nd half (11/20/00)
- **Scored 100 pts (ACC):** 103 vs. Maryland (1/16/07)
- **Scored 100 pts (non-conf):** 107 vs. VMI (11/16/08)
- **Scored under 20 pts in 1st half:** 16 vs. FSU (1/24/09)
- **Scored under 20 pts in 2nd half:** 12 vs. UNC (2/11/98)
- **Scored under 50 pts in a game:** 49 at Stanford (3/14/06)

### OPPONENT INDIVIDUALS

- **Scored 30 points:** Chavis Holmes (31), VMI (11/16/08)
- **Scored 35 points:** J.J. Redick (40), Duke (1/28/06)
- **Scored 40 points:** J.J. Redick (40), Duke (1/28/06)
- **Scored 50 points:** Len Chappell (50), Wake (2/12/62)
- **Two players with 20 points:** A.D. Vassallo (29), Malcolm Delaney (24), at Virginia Tech (1/10/09)
- **Three players with 20 points:** Seth Curry (26), Kyle Ohman (26), Anthony Smith (21), Liberty (11/25/08)
- **Two players with 30 points:** Trevor Powell (31) and Tony Smith (31), Marquette (2/3/90)
- **Five players scored in double figures:** Chavis Holmes (31), Travis Holmes (20), Austin Kenon (18), Willie Bell (14) and Keith Gabriel (14), VMI (11/16/08)
- **Six players scored in double figures:** Chris Paul (21), Justin Gray (17), Eric Williams (15), Jamaal Levy (12), Taron Downey (11) and Vytas Danelius (10), Wake Forest (1/2/05)
- **Seven players scored in double figures:** Stanley Burrell (15), Drew Lavender (13), C.J. Anderson (12), B.J. Raymond (12), Josh Duncan (11), Charles Bronson (11), and Jason Love (10), at Xavier (1/3/08)
- **Double-Double:** Eric Hayes (10 pts, 11 assts), at Maryland (1/20/09)
- **Double-Double with points and assists:** Eric Hayes (10 pts, 11 assts), at Maryland (1/20/09)

- **Two players had a double-double:** Donte Green (20 pts, 10 rebs) and Paul Harris (10 pts, 14 rebs), Syracuse (12/5/07)
- **Had 15 rebounds:** Al Thornton (16), Florida State (2/17/07)
- **Had 20 rebounds:** Tim Duncan (23), Wake (2/22/97)
- **Had 10 assists:** Eric Hayes (11), at Maryland (1/20/09)
- **5 Blocked Shots:** Michael Freeman (5), Hampton (12/23/08)
- **5 Steals:** Al Nolen (5), Minnesota (12/2/08)
- **Hit a last second shot to win a game:** Deron Washington of Virginia Tech (1/16/08) [0.0 seconds in overtime]

### OPPONENT TEAM

- **Shot less than 30 percent in a Game:** 28.8% (19-66) Hampton (12/23/08)
- **Shot less than 30 percent in a Game (ACC):** 29.0% (20-69), Wake Forest (2/24/96)
- **Shot 60 percent in a Game:** 63.8% (37-58), at Xavier (1/3/08)
- **Shot 55 percent or better and lost:** 55.2% (32-58), Iowa State (12/31/03)
- **Scored 100 pts:** 108, at Xavier (1/3/08)
- **Scored 60 pts in a half:** 60, at Miami, 2nd half (3/1/08)
- **Scored under 20 pts in 1st half:** 18, NC State (2/24/08)
- **Scored under 20 pts in 2nd half:** 18 at Richmond (11/22/05)
- **Scored under 50 pts in a game:** 48, Hampton (12/23/08)
- **Had 25 assists:** 27, at Xavier (1/3/08)
- **Had 15 steals:** 15, VMI (11/16/08)
- **Had 10 blocks:** 10 vs. North Carolina (1/15/09)
- **Failed to make a 3-pt FG:** vs. Arizona State (11/27/99)



# 2008-09 VIRGINIA BASKETBALL

## 2008-09 VIRGINIA BASKETBALL ROSTER

NO.	NAME	POS.	HT.	WT.	CLASS	HOMETOWN/HIGH SCHOOL (Previous School)
2	Mustapha Farrakhan	G	6-4	179	So.	Harvey, Ill./Thornton Township
4	Calvin Baker *	G	6-2	186	Jr.	Newport News, Va./Woodside (William & Mary)
5	Assane Sene	C	7-0	234	Fr.	Saint-Louis, Senegal/South Kent
12	Jamil Tucker	F	6-9	241	Jr.	Gary, Ind./West Side
13	Sammy Zeglinski	G	6-0	179	Fr. %	Philadelphia, Pa./The William Penn Charter School
15	Sylvan Landesberg	G	6-6	205	Fr.	Flushing, N.Y./Holy Cross
21	Tunji Soroye *	C	6-11	252	Sr. %	Dugbe Ibadan, Nigeria/Montrose Christian School
22	Will Sherrill	F	6-9	221	So.	New York, N.Y./Phillips Academy Andover
23	Jeff Jones	G	6-4	200	So.	Chester, Pa./Monsignor Bonner
24	Mamadi Diane *	G/F	6-5	204	Sr.	Potomac, Md./DeMatha Catholic
25	John Brandenburg	C	6-11	241	Fr.	Des Peres, Mo./De Smet Jesuit
32	Mike Scott	F	6-8	233	So.	Chesapeake, Va./Hargrave Military Academy
45	Solomon Tat	G/F	6-5	223	Jr.	Jos Plateau, Nigeria/Community Christian School
55	Jerome Meyinsse	F/C	6-9	245	Jr.	Baton Rouge, La./McKinley

\* Tri-Captain

% Medical Hardship waiver request approved in 2008

### HEAD COACH:

Dave Leitao

### ASSISTANT COACHES:

Bill Courtney

Drew Diener

Steve Seymour

### DIRECTOR OF BASKETBALL OPERATIONS:

Rick Brunson

### STRENGTH & CONDITIONING COACH:

Shaun Brown

### ASSISTANT DIR. OF OPERATIONS/VIDEO:

Tim Mein

### ATHLETIC TRAINER:

Ethan Saliba

### PRONUNCIATION GUIDE

Mamadi Diane

Mom-uh-dee Dee-on-ee

Mustapha Farrakhan

Moo-sta-fa Fair-uh-con

Sylvan Landesberg

Sill-ven

Dave Leitao

Lay-toe

Jerome Meyinsse

Me-yin-see

Assane Sene

Uh-sahn Sen

Tunji Soroye

Ton-jee Suh-roy-yay

Jamil Tucker

Ja-mill

Sammy Zeglinski

Zuh-glin-ski



# 2008-09 VIRGINIA BASKETBALL

## JOHN PAUL JONES ARENA RECORDS

### VIRGINIA PLAYERS

**Points:** 40, J.R. Reynolds  
vs. Wake Forest, 1/21/07

**Most 1st Half Points:** 23, Sean Singletary  
vs. Virginia Tech, 1/16/08

**Most 2nd Half Points:** 24, Sammy Zeglinski  
vs. Liberty, 11/25/08

**Rebounds:** 18, Mike Scott  
vs. VMI, 11/16/08

**Field Goals:** 12, J.R. Reynolds  
vs. Wake Forest, 1/21/07  
12, Sean Singletary  
vs. Virginia Tech, 1/16/08

**Field Goal Attempts:** 21, three times  
Last by Sean Singletary  
vs. Virginia Tech, 1/16/08

**Field Goal Pct.:** .857 (6-7), Adrian Joseph  
vs. Bradley, 3/26/08

**3-Point Field Goals:** 7, Sean Singletary  
vs. Gonzaga, 1/3/07

**3-Point FG Attempts:** 12, Sean Singletary  
vs. Gonzaga, 1/3/07  
12, Sean Singletary  
vs. Georgia Tech, 2/24/07

**3-Point FG Pct.:** .833 (5-6), Mamadi Diane  
vs. Arizona, 11/12/06

**Free Throws Made:** 14, Sean Singletary  
vs. Hampton, 12/16/06  
14, Sylvan Landesberg  
vs. Florida State, 1/24/09

**Free Throw Attempts:** 16, Sean Singletary  
vs. Hampton, 12/16/06

**FT Pct.:** 1.000 (14-14), Sylvan Landesberg  
vs. Florida State, 1/24/09

**Assists:** 10, three times by Sean Singletary  
last vs. Old Dominion, 3/24/08

**Steals:** 7, Sean Singletary  
vs. NC State, 2/24/08

**Blocks:** 4, Assane Sene  
vs. Auburn, 12/20/08

### VIRGINIA TEAM

**Most Points:** 108 vs. Gonzaga, 1/3/07

**Fewest Points:** 51 vs. Clemson, 2/7/08

**Most 1st Half:** 60 vs. Gonzaga, 1/3/07

**Fewest 1st Half:** 16, vs. Florida State, 1/24/09

**Most 2nd Half:** 57 vs. Arizona, 11/12/06

**Fewest 2nd Half:** 25 vs. Va. Tech, 1/16/08  
vs. UNC, 1/15/09

**Rebounds:** 54 vs. UMES, 11/26/06

**Field Goals:** 43 vs. VMI, 11/16/08

**Field Goal Attps.:** 82 vs. UNC, 1/15/09

**Field Goal Pct.:** .547 (29-53)  
vs. Vermont, 11/11/07

**3-Pt. FG:** 18 vs. Gonzaga, 1/3/07

**3-Pt. FG Attempts:** 36 vs. Georgia Tech,  
1/27/08

**3-Point FG Pct.:** .625 (10-16)  
vs. Virginia Tech, 3/1/07

**Free Throws:** 39 vs. Maryland, 1/16/07

**FT Attempted:** 49 vs. Maryland, 1/16/07

**Free Throw Pct.:** .964 (27-28)  
vs. American, 12/28/06

**Assists:** 24 vs. Howard, 11/14/07  
24 vs. VMI, 11/16/08

**Steals:** 16 vs. NC State, 2/24/08

**Blocks:** 12 vs. Longwood, 2/13/07

**Most Turnovers:** 21 vs. Longwood, 12/7/07  
21 vs. Hampton, 12/19/07

**Fewest Turnovers:** 6 vs. Boston Coll., 1/19/08

### OPPONENT PLAYERS

**Points:** 32, K.C. Rivers  
Clemson, 2/7/08

**Most 1st Half Points:** 17, three times  
Last by Kyle Ohman  
Liberty, 11/25/08

**Most 2nd Half Points:** 23, Al Thornton  
Florida State, 2/17/07

**Rebounds:** 16, Al Thornton  
Florida State, 2/17/07

**Field Goals:** 12, Al Thornton  
Florida State, 2/17/07  
12, K. C. Rivers  
Clemson, 2/7/08

**Field Goal Attempts:** 23, Al Thornton  
Florida State, 2/17/07  
23, Dominique Jones  
USE, 11/19/08

**Field Goal Pct.:** .833 (5-6), Frank Hassell  
Old Dominion, (3/24/08)  
.833 (5-6), Matt Salley  
Bradley, 3/26/08

**3-Point Field Goals:** 8, K.C. Rivers  
Clemson, 2/7/08

**3-Pt. FG Attempts:** 12, Jeremy Crouch  
Bradley, 3/26/08

**3-Pt. FG Pct.:** 1.000 (3-3), Ty Lawson  
North Carolina, 1/15/09

**Free Throws Made:** 15, Tyler Hansbrough  
North Carolina, 1/15/09  
17, Tyler Hansbrough  
North Carolina, 1/15/09

**FT Attempted:** 17, Tyler Hansbrough  
North Carolina, 1/15/09

**FT Pct.:** 1.000 (5-5), Adrian Williams  
Brown, 1/6/09

**Assists:** 11, Cliff Hammonds  
Clemson, 2/7/08

**Steals:** 4, six times  
Last by Willie Bell  
VMI, 11/16/08

**Blocks:** 6, Eric Hall  
Radford, 11/21/08

### OPPONENT TEAM

**Most Points:** 97, VMI, 11/16/08

**Fewest Points:** 48, Hampton, 12/23/08

**Most 1st Half:** 50, North Carolina, 1/15/09

**Fewest 1st Half:** 18, NC State, 2/24/08

**Most 2nd Half:** 61, Gonzaga, 1/3/07

**Fewest 2nd Half:** 20, Longwood, 2/13/07

**Rebounds:** 47, Virginia Tech, 1/16/08  
North Carolina, 1/15/09

**Field Goals:** 37, VMI, 11/16/08

**Field Goal Attps.:** 79, VMI, 11/16/08

**Field Goal Pct.:** .566 (30-53)  
Liberty, 11/25/08

**3-Pt. FG:** 16, Clemson, 2/7/08

**3-Pt. FG Attempts:** 39, Hartford, 12/30/07

**3-Point FG Pct.:** .615 (16-26)  
Clemson, (2/7/08)

**Free Throws:** 25, Gonzaga, 1/3/07

**FT Attempted:** 29, Gonzaga, 1/3/07  
Georgia Tech, 1/27/08

**Free Throw Pct.:** .944 (17-18)  
American, 12/28/06

**Assists:** 22, Clemson, 2/7/08

**Steals:** 15, VMI, 11/16/08

**Blocks:** 10, Radford, 11/21/08  
North Carolina, 1/15/09

**Most Turnovers:** 25, NC State, 2/24/08

**Fewest Turnovers:** 6, Miami, 2/3/07

### RECORD AT JPJA

2006-07 to present 48 games..... 35-13

### LONGEST WIN STREAK

**12 games**  
from 1/16/07 vs. Maryland  
through 11/27/07 vs. Northwestern

### LONGEST LOSING STREAK

**3 games**  
from 1/27/08 vs. Georgia Tech  
through 2/12/08 vs. North Carolina

### MISCELLANEOUS

**Biggest Comeback:** 19 points  
vs. Arizona, 11/12/06

**Biggest Lead Given up in a Loss:** 14 points  
vs. Bradley, 3/26/08

**Largest Lead:** 45 points  
vs. Northwestern, 11/27/07

**Biggest Deficit:** 38 points  
vs. Clemson, 2/7/08

**Largest Margin of Victory:** 42 points,  
vs. Northwestern, 11/27/07

**Largest Margin of Defeat:** 31 points,  
vs. Clemson, 2/7/08

**Overtime Games (Record):** 3 (1-2)  
Last: 82-92 loss vs. Georgia Tech, 1/27/08




















# CALVIN BAKER

# #4

Junior • Guard • 6-2 • 186 • Newport News, Va. • Woodside H.S. • William & Mary

### 2008-09 SEASON:

- One of Virginia's tri-captains this season
- Shooting 92.6 percent (25-27) from the free throw line in the last 15 games and 83.9 percent (26-31) for the season
- Had a season-high 16 points at Maryland
- Scored 11 points vs. North Carolina
- Scored 13 points, including the game-winning layup with 10.3 seconds remaining in overtime, at Georgia Tech
- Had nine points and four assists vs. Auburn
- Had 14 points and a season-high six rebounds vs. Longwood
- Had 14 points and tied a career high with four steals at Syracuse
- Had 15 points and five assists vs. Liberty
- Scored nine points vs. Radford, including five of the team's last seven points in the final 2:35
- Assisted Sylven Landesberg's go-ahead layup with 13 seconds remaining against USF
- Had a career-high seven assists and tied a career high with four steals vs. VMI
- Had four points and four rebounds in the exhibition vs. Shepherd

### 2008-09 GAME-BY-GAME:

Opponent	GP-GS	FG-FGA	3FG-3FGA	FT-FTA	Off-Def	Total	A	TO	Blk	Stl	PF	Min	Pts
VMI	1-1	2-4	0-1	0-0	1-4	5	7	5	0	4	1	21	4
USF	2-2	1-5	0-1	1-4	1-0	1	2	1	0	0	1	17	3
Radford	3-3	2-7	0-2	5-6	0-0	0	1	2	0	1	1	18	9
Liberty	4-4	5-9	3-6	2-2	0-3	3	5	3	0	1	5	25	15
at Syracuse	5-5	6-10	1-4	1-1	0-3	3	3	4	0	4	5	31	14
at Minnesota	6-6	3-11	0-3	3-4	0-2	2	2	3	0	0	4	33	9
Longwood	7-7	5-11	0-2	4-4	0-6	6	3	4	0	1	0	24	14
Auburn	8-8	2-8	1-3	4-4	0-4	4	4	1	0	1	0	30	9
Hampton	9-9	2-3	1-2	0-0	0-3	3	3	2	0	0	1	22	5
at Georgia Tech	10-10	6-12	1-4	0-0	0-5	5	0	4	0	1	4	34	13
Xavier	11-11	0-6	0-2	0-0	0-1	1	0	1	0	0	1	22	0
Brown	12-11	0-4	0-3	0-0	0-2	2	3	1	1	2	0	18	0
at Va. Tech	13-11	1-1	1-1	0-0	0-1	1	2	1	1	0	1	18	3
N. Carolina	14-11	3-6	1-3	4-4	0-1	1	2	0	0	2	0	15	11
at Maryland	15-11	7-10	2-4	0-0	0-0	0	3	3	0	0	1	22	16
Florida State	16-12	2-8	0-1	2-2	2-2	4	3	1	1	1	1	29	6
at Duke	17-12	1-2	1-2	0-0	1-1	2	1	2	0	0	1	15	3

### SINGLE GAME BESTS (at Virginia)

#### POINTS

Season: 16 at Maryland (1/20/09)  
 Career: 17 at Maryland (1/30/08)  
 ACC: 17 at Maryland (1/30/08)

#### REBOUNDS

Season: 6 vs. Longwood (12/17/08)  
 Career: 8 vs. Howard (11/14/07)  
 ACC: 7 at Georgia Tech (3/3/08)

#### FG MADE

Season: 7 at Maryland (1/20/09)  
 Career: 7 vs. Duke (3/5/08), at Md. (1/20/09)  
 ACC: 7 vs. Duke (3/5/08), at Md. (1/20/09)

#### FG ATTEMPTS

Season: 12 at Georgia Tech (12/28/08)  
 Career: 15 vs. Duke (3/5/08)  
 ACC: 15 vs. Duke (3/5/08)

#### 3 PT FG MADE

Season: 3 vs. Liberty (11/25/08)  
 Career: 4 vs. Northwestern (11/27/07)  
 ACC: 3 on three occasions

#### 3 PT FG ATTEMPTS

Season: 6 vs. Liberty (11/25/08)  
 Career: 7 vs. Syracuse (12/5/07), vs. Ga Tech (1/27/08)  
 ACC: 7 vs. Georgia Tech (1/27/08)

#### FT MADE

Season: 5 vs. Radford (11/21/08)  
 Career: 5 at Miami (3/1/08), vs. Radford (11/21/08)  
 ACC: 5 at Miami (3/1/08)

#### FT ATTEMPTS

Season: 6 vs. Radford (11/21/08)  
 Career: 6 at Miami (3/1/08), vs. Radford (11/21/08)  
 ACC: 6 at Miami (3/1/08)

#### ASSISTS

Season: 7 vs. VMI (11/16/08)  
 Career: 7 vs. VMI (11/16/08)  
 ACC: 5 at Boston College (2/17/08)

#### TURNOVERS

Season: 5 vs. VMI (11/16/08)  
 Career: 5 vs. Duke (3/5/08), vs. VMI (11/16/08)  
 ACC: 5 vs. Duke (3/5/08)

#### BLOCKS

Season: 1 on three occasions  
 Career: 2 vs. North Carolina (2/12/08)  
 ACC: 2 vs. North Carolina (2/12/08)

#### STEALS

Season: 4 vs. VMI (11/16/08), at Syracuse (11/28/08)  
 Career: 4 on three occasions  
 ACC: 4 at Georgia Tech (3/3/08)

#### MINUTES

Season: 34 at Georgia Tech (12/28/08)  
 Career: 34 at FSU (1/23/08), at Ga. Tech (12/28/08)  
 ACC: 34 at FSU (1/23/08), at Ga. Tech (12/28/08)

### CAREER STATISTICS (at Virginia)

Year	G-GS	Min-Avg.	FG-FGA	Pct.	3FG-3FGA	Pct.	FT-FTA	Pct.	Off-Def.	Reb-Avg.	PF-DQ	Ast	TO	Blk	Stl	Pts-Avg
2006-07	Did not play after transferring															
ACC																
2007-08	33-8	835-25.3	103-247	.417	41-110	.373	37-55	.673	19-67	86-2.6	62-0	79	57	5	29	284-8.6
ACC	16-8	448-28.0	55-133	.414	20-53	.377	24-32	.750	9-37	46-2.9	30-0	34	29	4	19	154-9.6
2008-09	17-12	394-23.2	48-117	.410	12-44	.273	26-31	.839	5-38	43-2.5	27-2	44	38	3	18	134-7.9
ACC	6-2	133-22.2	20-39	.513	6-15	.400	6-6	1.000	3-10	13-2.2	8-0	11	11	2	4	52-8.7
<b>CAREER</b>	<b>50-20</b>	<b>1229-24.6</b>	<b>151-364</b>	<b>.415</b>	<b>53-154</b>	<b>.344</b>	<b>63-86</b>	<b>.733</b>	<b>24-105</b>	<b>129-2.6</b>	<b>89-2</b>	<b>123</b>	<b>95</b>	<b>8</b>	<b>47</b>	<b>418-8.4</b>
ACC	22-10	581-26.4	75-172	.436	26-68	.382	30-38	.789	12-47	59-2.7	38-0	45	40	6	23	206-9.4



# JOHN BRANDENBURG #25

Freshman • Center • 6-11 • 241 • Des Peres, Mo. • De Smet Jesuit H.S.

## 2008-09 SEASON:

- Had two points and one rebound vs. Brown
- Had two points and two rebounds vs. Hampton
- Had two points and one rebound vs. Longwood
- Made collegiate debut vs. Radford and had one rebound and one block
- Had two points and four rebounds in six minutes of action in the exhibition vs. Shepherd

## SINGLE GAME BESTS

### POINTS

Season: 2 on three occasions  
 Career: 2 on three occasions  
 ACC: --

### REBOUNDS

Season: 2 vs. Hampton (12/23/08)  
 Career: 2 vs. Hampton (12/23/08)  
 ACC: --

### FG MADE

Season: 1 on three occasions  
 Career: 1 on three occasions  
 ACC: --

### FG ATTEMPTS

Season: 2 vs. Hampton (12/23/08), vs. Brown (1/6/09)  
 Career: 2 vs. Hampton (12/23/08), vs. Brown (1/6/09)  
 ACC: --

### 3 PT FG MADE

Season: --  
 Career: --  
 ACC: --

### 3 PT FG ATTEMPTS

Season: --  
 Career: --  
 ACC: --

### FT MADE

Season: --  
 Career: --  
 ACC: --

### FT ATTEMPTS

Season: --  
 Career: --  
 ACC: --

### ASSISTS

Season: --  
 Career: --  
 ACC: --

### TURNOVERS

Season: --  
 Career: --  
 ACC: --

### BLOCKS

Season: 1 vs. Radford (11/21/08)  
 Career: 1 vs. Radford (11/21/08)  
 ACC: --

### STEALS

Season: --  
 Career: --  
 ACC: --

### MINUTES

Season: 5 vs. Radford (11/21/08)  
 Career: 5 vs. Radford (11/21/08)  
 ACC: 1 vs. UNC (1/15/09), at Md. (1/20/09)


## 2008-09 GAME-BY-GAME:

Opponent	GP-GS	FG-FGA	3FG-3FGA	FT-FTA	Off-Def	Total	A	TO	Blk	Stl	PF	Min	Pts
VMI	DNP												
USF	DNP												
Radford	1-0	0-0	0-0	0-0	0-1	1	0	0	1	0	3	5	0
Liberty	DNP												
at Syracuse	DNP												
at Minnesota	DNP												
Longwood	2-0	1-1	0-0	0-0	0-1	1	0	0	0	0	0	3	2
Auburn	DNP												
Hampton	3-0	1-2	0-0	0-0	1-1	2	0	0	0	0	0	2	2
at Georgia Tech	DNP												
Xavier	DNP												
Brown	4-0	1-2	0-0	0-0	0-1	1	0	0	0	0	0	4	2
at Va. Tech	DNP												
N. Carolina	5-0	0-0	0-0	0-0	0-0	0	0	0	0	0	0	1	0
at Maryland	6-0	0-0	0-0	0-0	0-0	0	0	0	0	0	0	1	0
Florida State	DNP												
at Duke	DNP												

## CAREER STATISTICS

Year	G-GS	Min-Avg.	FG-FGA	Pct.	3FG-3FGA	Pct.	FT-FTA	Pct.	Off-Def.	Reb-Avg.	PF-DQ	Ast	TO	Blk	Stl	Pts-Avg
2008-09	6-0	16-2.7	3-5	.600	0-0	.000	0-0	.000	1-4	5-0.8	3-0	0	0	1	0	6-1.0
ACC	2-0	2-1.0	0-0	.000	0-0	.000	0-0	.000	0-0	0-0.0	0-0	0	0	0	0	0-0.0
<b>CAREER</b>	<b>6-0</b>	<b>16-2.7</b>	<b>3-5</b>	<b>.600</b>	<b>0-0</b>	<b>.000</b>	<b>0-0</b>	<b>.000</b>	<b>1-4</b>	<b>5-0.8</b>	<b>3-0</b>	<b>0</b>	<b>0</b>	<b>1</b>	<b>0</b>	<b>6-1.0</b>
ACC	2-0	2-1.0	0-0	.000	0-0	.000	0-0	.000	0-0	0-0.0	0-0	0	0	0	0	0-0.0





# MAMADI DIANE

# #24

Senior • Guard/Forward • 6-5 • 204 • Potomac, Md. • DeMatha Catholic H.S.

### 2008-09 SEASON:

- One of Virginia's tri-captains this season
- Played in the 100th game of his Virginia career at Syracuse
- Had nine points (4-5 FG) at Maryland
- Scored seven points vs. Brown
- Had seven points vs. Xavier
- Scored 13 points vs. USF
- Had 14 points and seven rebounds vs. VMI
- Scored 14 points in the exhibition vs. Shepherd

### SINGLE GAME BESTS

#### POINTS

Season: 14 vs. VMI (11/16/08)  
 Career: 26 vs. Maryland (1/16/07)  
 ACC: 26 vs. Maryland (1/16/07)

#### REBOUNDS

Season: 7 vs. VMI (11/16/08)  
 Career: 11 vs. Hampton (12/16/06)  
 ACC: 10 vs. Wake Forest (2/4/06)

#### FG MADE

Season: 6 vs. VMI (11/16/08), vs. USF (11/19/08)  
 Career: 9 vs. Maryland (1/16/07)  
 ACC: 9 vs. Maryland (1/16/07)

#### FG ATTEMPTS

Season: 15 vs. VMI (11/16/08)  
 Career: 17 vs. Georgia Tech (1/27/08)  
 ACC: 17 vs. Georgia Tech (1/27/08)

#### 3 PT FG MADE

Season: 1 vs. Xavier (1/3/09), vs. Brown (1/6/09)  
 Career: 6 vs. Northwestern (11/27/07)  
 ACC: 5 at Florida State (1/23/08)

#### 3 PT FG ATTEMPTS

Season: 4 vs. VMI (11/16/08), vs. USF (11/19/08)  
 Career: 10 vs. Boston College (1/19/08)  
 ACC: 10 vs. Boston College (1/19/08)

#### FT MADE

Season: 2 vs. VMI (11/16/08), vs. Hampton (12/23/08)  
 Career: 7 vs. Loyola (12/23/05), vs. UMES (11/26/06)  
 ACC: 6 vs. Maryland (1/16/07)

#### FT ATTEMPTS

Season: 3 vs. VMI (11/16/08)  
 Career: 8 vs. Loyola (12/23/05)  
 ACC: 7 vs. Md (1/16/07), at VT (2/2/08)

#### ASSISTS

Season: 2 vs. Lib. (11/25/08), at Md (1/20/09)  
 Career: 4 vs. Loyola (12/23/05), at Md (1/30/08)  
 ACC: 4 at Maryland (1/30/08)

#### TURNOVERS

Season: 3 at Duke (2/1/09)  
 Career: 5 vs. Morgan St. (11/19/06), at GT (3/3/08)  
 ACC: 5 at Georgia Tech (3/3/08)

#### BLOCKS

Season: 2 at Duke (2/1/09)  
 Career: 3 vs. Liberty (11/18/05), at Arizona (11/17/07)  
 ACC: 2 on 5 occasions

#### STEALS

Season: 2 vs. Auburn (12/20/08), vs. Fla. State (1/24/09)  
 Career: 4 vs. Maryland (1/16/07)  
 ACC: 4 vs. Maryland (1/16/07)

#### MINUTES


Season: 30 vs. USF (11/19/08)  
 Career: 42 vs. Georgia Tech (1/27/08)  
 ACC: 42 vs. Georgia Tech (1/27/08)

### 2008-09 GAME-BY-GAME:

Opponent	GP-GS	FG-FGA	3FG-3FGA	FT-FTA	Off-Def	Total	A	TO	Blk	Stl	PF	Min	Pts
VMI	1-1	6-15	0-4	2-3	5-2	7	1	0	1	1	3	27	14
USF	2-2	6-14	0-4	1-2	1-2	3	1	2	0	0	3	30	13
Radford	3-3	1-9	0-2	1-2	3-2	5	1	0	0	0	24	3	
Liberty	4-4	0-6	0-3	0-0	0-2	2	2	1	1	0	3	27	0
at Syracuse	5-4	0-3	0-1	0-1	1-1	2	0	1	0	1	2	16	0
at Minnesota	6-4	2-4	0-0	0-0	0-1	1	1	2	1	0	1	15	4
Longwood	7-4	1-7	0-3	1-2	0-1	1	0	0	1	0	0	19	3
Auburn	8-4	0-0	0-0	0-0	0-0	0	0	1	0	2	2	20	0
Hampton	9-4	1-4	0-2	2-2	2-1	3	0	1	0	0	0	11	4
at Georgia Tech	10-4	0-3	0-2	0-0	0-1	1	1	1	0	0	1	6	0
Xavier	11-4	3-4	1-1	0-0	1-1	2	0	1	0	1	3	10	7
Brown	12-5	3-8	1-3	0-0	1-0	1	1	2	0	1	1	19	7
at Va. Tech	13-6	2-5	0-2	0-0	0-2	2	0	1	1	1	1	25	4
N. Carolina	14-7	2-10	0-2	0-0	3-2	5	0	0	0	0	2	11	4
at Maryland	15-8	4-5	0-1	1-2	1-0	1	2	2	1	1	3	17	9
Florida State	16-8	1-2	0-1	1-2	0-1	1	1	1	0	2	0	18	3
at Duke	17-9	0-1	0-0	0-0	0-2	2	0	3	2	0	2	14	0

### CAREER STATISTICS

Year	G-GS	Min-Avg.	FG-FGA	Pct.	3FG-3FGA	Pct.	FT-FTA	Pct.	Off-Def.	Reb-Avg.	PF-DQ	Ast	TO	Blk	Stl	Pts-Avg
2005-06	30-11	668-22.3	65-193	.337	16-66	.242	35-43	.814	33-79	112-3.7	42-0	32	36	11	22	181-6.0
ACC	16-1	321-20.1	31-94	.330	7-36	.194	12-15	.800	20-39	59-3.7	22-0	17	17	3	10	81-5.1
2006-07	32-32	883-27.6	111-251	.442	42-120	.350	43-57	.754	34-78	112-3.5	61-3	38	42	13	26	307-9.6
ACC	16-16	446-27.9	49-132	.371	18-64	.281	18-27	.667	17-37	54-3.4	32-2	18	21	8	15	134-8.4
2007-08	33-22	950-28.8	131-303	.432	60-145	.414	67-99	.677	55-91	146-4.4	72-0	37	59	22	20	389-11.8
ACC	16-8	482-30.1	60-160	.375	24-70	.343	40-60	.667	35-41	76-4.8	36-0	15	28	7	8	184-11.5
2008-09	17-9	309-18.2	32-100	.320	2-31	.065	9-16	.563	18-21	39-2.3	27-0	11	19	8	10	75-4.4
ACC	6-4	91-15.2	9-26	.346	0-8	.000	2-4	.500	4-8	12-2.0	9-0	4	8	4	4	20-3.3
<b>CAREER</b>	<b>112-74</b>	<b>2810-25.1</b>	<b>339-847</b>	<b>.400</b>	<b>120-362</b>	<b>.331</b>	<b>154-215</b>	<b>.716</b>	<b>140-269</b>	<b>409-3.7</b>	<b>202-3</b>	<b>118</b>	<b>156</b>	<b>54</b>	<b>78</b>	<b>952-8.5</b>
ACC	54-29	1340-24.8	149-412	.362	49-178	.275	72-106	.679	76-125	201-3.7	99-2	54	74	22	37	419-7.8



# MUSTAPHA FARRAKHAN

# #2

Sophomore • Guard • 6-4 • 179 • Harvey, Ill. • Thornton Township H.S.

## 2008-09 SEASON:

- Made first 18 free throws of the season, second longest streak to open a season in school history (Jeff Lamp made 32 consecutive free throws to open the 1980-81 season)
- Had 10 points, a career-high four assists and his first two career blocks vs. North Carolina
- Scored a career-high 17 points on 5-7 FG (4-5 3FG) in 12 minutes at Virginia Tech
- Scored nine points vs. Brown
- Had five points vs. Xavier
- Scored 12 points at Georgia Tech
- Scored 10 points vs. Hampton
- Had five points vs. Longwood
- Had four points, two assists and two steals at Minnesota
- Had two points at Syracuse
- Scored five points vs. Liberty
- Made first career start vs. VMI and had two points
- Had nine points and five assists in the exhibition vs. Shepherd

## 2008-09 GAME-BY-GAME:

Opponent	GP-GS	FG-FGA	3FG-3FGA	FT-FTA	Off-Def	Total	A	TO	Blk	Stl	PF	Min	Pts
VMI	1-1	1-5	0-1	0-0	0-0	0	0	2	0	0	0	11	2
USF	2-2	0-0	0-0	0-0	0-0	0	0	0	0	0	1	5	0
Radford	3-2	0-2	0-0	0-0	0-1	1	0	1	0	0	0	4	0
Liberty	4-2	1-3	1-3	2-2	0-0	0	1	2	0	0	3	8	5
at Syracuse	5-2	1-3	0-0	0-0	0-0	0	0	0	0	0	1	3	2
at Minnesota	6-2	1-4	0-2	2-2	1-1	2	2	1	0	2	3	12	4
Longwood	7-2	2-2	1-1	0-0	0-0	0	0	0	0	0	0	4	5
Auburn	DNP												
Hampton	8-2	3-5	2-3	2-2	1-0	1	2	0	0	0	1	14	10
at Georgia Tech	9-2	3-5	2-3	4-4	1-0	1	1	0	0	0	4	16	12
Xavier	10-2	1-5	1-3	2-2	0-1	1	0	2	0	0	1	14	5
Brown	11-2	4-7	0-0	1-1	0-1	1	1	0	0	0	1	15	9
at Va. Tech	12-2	5-7	4-5	3-3	0-0	0	0	1	0	0	5	12	17
N. Carolina	13-2	4-15	2-7	0-0	0-1	1	4	1	2	1	1	27	10
at Maryland	14-2	1-7	0-4	0-0	0-1	1	1	1	0	0	2	23	2
Florida State	15-2	0-5	0-2	0-0	0-1	1	0	1	0	0	0	14	0
at Duke	16-2	0-3	0-1	2-2	1-0	1	1	2	0	0	0	8	2

## SINGLE GAME BESTS

### POINTS

Season: 17 at Virginia Tech (1/10/09)  
 Career: 17 at Virginia Tech (1/10/09)  
 ACC: 17 at Virginia Tech (1/10/09)

### REBOUNDS

Season: 2 at Minnesota (12/2/08)  
 Career: 4 at Maryland (1/30/08)  
 ACC: 4 at Maryland (1/30/08)

### FG MADE

Season: 5 at Virginia Tech (1/10/09)  
 Career: 5 at Virginia Tech (1/10/09)  
 ACC: 5 at Virginia Tech (1/10/09)

### FG ATTEMPTS

Season: 15 vs. North Carolina (1/15/09)  
 Career: 15 vs. North Carolina (1/15/09)  
 ACC: 15 vs. North Carolina (1/15/09)

### 3 PT FG MADE

Season: 4 at Virginia Tech (1/10/09)  
 Career: 4 at Virginia Tech (1/10/09)  
 ACC: 4 at Virginia Tech (1/10/09)

### 3 PT FG ATTEMPTS

Season: 7 vs. North Carolina (1/15/09)  
 Career: 7 vs. North Carolina (1/15/09)  
 ACC: 7 vs. North Carolina (1/15/09)

### FT MADE

Season: 4 at Georgia Tech (12/28/08)  
 Career: 4 at Georgia Tech (12/28/08)  
 ACC: 4 at Georgia Tech (12/28/08)

### FT ATTEMPTS

Season: 4 at Georgia Tech (12/28/08)  
 Career: 4 at Georgia Tech (12/28/08)  
 ACC: 4 at Georgia Tech (12/28/08)

### ASSISTS

Season: 4 vs. North Carolina (1/15/09)  
 Career: 4 vs. North Carolina (1/15/09)  
 ACC: 4 vs. North Carolina (1/15/09)

### TURNOVERS

Season: 2 on four occasions  
 Career: 3 at Penn (11/23/07)  
 ACC: 2 vs. Clemson (2/7/08), at Duke (2/1/09)

### BLOCKS

Season: 2 vs. North Carolina (1/15/09)  
 Career: 2 vs. North Carolina (1/15/09)  
 ACC: 2 vs. North Carolina (1/15/09)

### STEALS


Season: 2 at Minnesota (12/2/08)  
 Career: 2 at Minnesota (12/2/08)  
 ACC: 1 vs. North Carolina (1/15/09)

### MINUTES

Season: 27 vs. North Carolina (1/15/09)  
 Career: 27 vs. North Carolina (1/15/09)  
 ACC: 27 vs. North Carolina (1/15/09)

## CAREER STATISTICS

Year	G-GS	Min-Avg.	FG-FGA	Pct.	3FG-3FGA	Pct.	FT-FTA	Pct.	Off-Def.	Reb-Avg.	PF-DQ	Ast	TO	Blk	Stl	Pts-Avg
2007-08	19-0	115-6.1	7-38	.184	2-16	.125	1-5	.200	4-11	15-0.8	9-0	5	12	0	2	17-0.9
ACC	6-0	43-7.2	1-13	.077	1-7	.143	1-3	.333	2-4	6-1.0	3-0	1	3	0	0	4-0.7
2008-09	16-2	190-11.9	27-78	.346	13-35	.371	18-18	1.000	4-7	11-0.7	23-1	13	14	2	3	85-5.3
ACC	6-0	100-16.7	13-42	.310	8-22	.364	9-9	1.000	2-3	5-0.8	12-1	7	6	2	1	43-7.2
<b>CAREER</b>	<b>35-2</b>	<b>305-8.7</b>	<b>34-116</b>	<b>.293</b>	<b>15-51</b>	<b>.294</b>	<b>19-23</b>	<b>.826</b>	<b>8-18</b>	<b>26-0.7</b>	<b>32-1</b>	<b>18</b>	<b>26</b>	<b>2</b>	<b>5</b>	<b>102-2.9</b>
ACC	12-0	143-11.9	14-55	.255	9-29	.310	10-12	.833	4-7	11-0.9	15-1	8	9	2	1	47-3.9



# JEFF JONES

# #23

Sophomore • Guard • 6-4 • 200 • Chester, Pa. • Monsignor Bonner H.S.

## 2008-09 SEASON:

- Scored eight points vs. Florida State
- Had six points and four rebounds vs. North Carolina
- Scored five points vs. Auburn
- Had seven points and three rebounds vs. Longwood
- Had three points at Syracuse
- Scored a season-high 10 points vs. Liberty
- Had six points vs. Radford
- Scored three points vs. USF
- Had eight points and three rebounds vs. VMI
- Had 18 points and five rebounds in the exhibition vs. Shepherd

## SINGLE GAME BESTS

### POINTS

Season: 10 vs. Liberty (11/25/08)  
 Career: 26 vs. Bradley (3/26/08)  
 ACC: 9 vs. NC State (2/24/08)

### REBOUNDS

Season: 5 at Duke (2/1/09)  
 Career: 6 vs. Vermont (11/11/07)  
 ACC: 5 at Duke (2/1/09)

### FG MADE

Season: 4 vs. Liberty (11/25/08)  
 Career: 9 vs. Bradley (3/26/08)  
 ACC: 4 vs. NCSU (2/24/08)

### FG ATTEMPTS

Season: 12 vs. Liberty (11/25/08)  
 Career: 14 vs. Bradley (3/26/08)  
 ACC: 8 vs. NCSU (2/24/08), vs. GT (3/13/08)

### 3 PT FG MADE

Season: 2 on three occasions  
 Career: 6 vs. Bradley (3/26/08)  
 ACC: 2 vs. Florida State (1/24/09)

### 3 PT FG ATTEMPTS

Season: 8 vs. Liberty (11/25/08)  
 Career: 8 vs. Bradley (3/26/08), vs. Liberty (11/25/08)  
 ACC: 5 at Duke (2/1/09)

### FT MADE

Season: 4 vs. Radford (11/21/08)  
 Career: 4 on three occasions  
 ACC: 2 on four occasions

### FT ATTEMPTS

Season: 4 vs. Radford (11/21/08)  
 Career: 5 vs. N'western (11/27/07), vs. Hartford (12/30/07)  
 ACC: 3 vs. Georgia Tech (3/13/08)

### ASSISTS

Season: 3 vs. Liberty (11/25/08)  
 Career: 4 at Boston College (2/17/08)  
 ACC: 4 at Boston College (2/17/08)

### TURNOVERS

Season: 2 at Duke (2/1/09)  
 Career: 4 vs. Longwood (12/7/07)  
 ACC: 3 at Duke (1/13/08)

### BLOCKS

Season: 1 vs. VMI (11/16/08)  
 Career: 1 on five occasions  
 ACC: 1 at Boston College (2/17/08)

### STEALS

Season: 2 vs. Liberty (11/25/08)  
 Career: 3 vs. Howard (11/14/07)  
 ACC: 1 on five occasions

### MINUTES


Season: 29 vs. Liberty (11/25/08)  
 Career: 31 vs. Bradley (3/26/08)  
 ACC: 22 vs. Georgia Tech (3/13/08)

## 2008-09 GAME-BY-GAME:

Opponent	GP-GS	FG-FGA	3FG-3FGA	FT-FTA	Off-Def	Total	A	TO	Blk	Stl	PF	Min	Pts
VMI	1-0	3-8	2-5	0-0	0-3	3	2	1	1	1	0	27	8
USF	2-0	1-8	1-5	0-0	0-0	0	1	0	0	0	2	15	3
Radford	3-0	1-3	0-1	4-4	0-2	2	0	1	0	0	2	13	6
Liberty	4-0	4-12	2-8	0-0	0-1	1	3	0	0	2	3	29	10
at Syracuse	5-0	1-5	1-3	0-0	0-2	2	1	0	0	0	0	13	3
at Minnesota	DNP												
Longwood	6-0	3-4	1-1	0-0	2-1	3	0	1	0	0	1	21	7
Auburn	7-0	2-7	1-3	0-0	0-1	1	1	0	0	1	0	20	5
Hampton	8-0	1-9	0-6	0-0	0-1	1	1	1	0	0	0	14	2
at Georgia Tech	9-0	0-0	0-0	0-0	0-0	0	0	0	0	0	0	2	0
Xavier	10-0	0-2	0-1	1-2	0-0	0	0	1	0	0	1	11	1
Brown	11-0	1-1	1-1	0-0	0-3	3	0	0	0	0	1	9	3
at Va. Tech	DNP												
N. Carolina	12-0	3-5	0-2	0-0	0-4	4	0	0	0	0	0	11	6
at Maryland	13-0	0-0	0-0	0-0	0-0	0	0	0	0	0	0	0+	0
Florida State	14-0	3-7	2-4	0-0	0-1	1	0	0	0	0	0	14	8
at Duke	15-0	1-7	1-5	0-0	0-5	5	2	2	0	0	2	21	3

## CAREER STATISTICS

Year	G-GS	Min-Avg.	FG-FGA	Pct.	3FG-3FGA	Pct.	FT-FTA	Pct.	Off-Def.	Reb-Avg.	PF-DQ	Ast	TO	Blk	Stl	Pts-Avg
2007-08	33-25	494-15.0	55-151	.364	16-51	.314	33-47	.702	15-45	60-1.8	46-0	17	41	4	10	159-4.8
ACC	16-8	193-12.1	12-51	.235	2-14	.143	10-14	.714	6-14	20-1.3	20-0	8	16	1	5	36-2.3
2008-09	15-0	220-14.7	24-78	.308	12-45	.267	5-6	.833	2-24	26-1.7	12-0	11	7	1	4	65-4.3
ACC	5-0	48-9.6	7-19	.368	3-11	.273	0-0	.000	0-10	10-2.0	2-0	2	2	0	0	17-3.4
<b>CAREER</b>	<b>48-25</b>	<b>714-14.9</b>	<b>79-229</b>	<b>.345</b>	<b>28-96</b>	<b>.292</b>	<b>38-53</b>	<b>.717</b>	<b>17-69</b>	<b>86-1.8</b>	<b>58-0</b>	<b>28</b>	<b>48</b>	<b>5</b>	<b>14</b>	<b>224-4.7</b>
ACC	21-8	241-11.5	19-70	.271	5-25	.200	10-14	.714	6-24	30-1.4	22-0	10	18	1	5	53-2.5



# SYLVEN LANDESBERG

# #15

Freshman • Guard • 6-6 • 205 • Flushing, N.Y. • Holy Cross H.S.

## 2008-09 SEASON:

- 2nd Team CollegeHoops.net Mid-Season All-Freshman
- Finished second in the Preseason ACC Rookie of the Year voting
- Five-time ACC Rookie of the Week (Nov. 17, Nov. 24, Dec. 22, Dec. 30 and Jan. 12)
- Has led the team in scoring in 11 of the first 17 games
- Has scored in double figures in 13 of 17 games this season
- His 10 20-point games are a UVa freshman record (Ralph Sampson had nine in 1979-80)
- Had 24 points and tied an ACC freshman record for FTs (14-14) vs. Florida State
- Had a game-high 25 points, seven rebounds and four assists vs. Xavier
- Had a game-high 26 points, six rebounds and five assists at Georgia Tech in his ACC debut
- Had a game-high 22 points and six rebounds vs. Auburn
- Had 20 points and nine rebounds vs. Longwood
- Had 22 points, including 18 in second half, vs. Radford and made two free throws to put Virginia ahead for good with 29 seconds to play
- Scored 21 points, including the game-winning layup with 13 seconds left, vs. USF
- Had 28 points, eight rebounds and eight assists vs. VMI in his collegiate debut
- His 28 points vs. VMI are a Cavalier record for a freshman in his first career game and tied for second most in ACC history
- First Cavalier freshman to score at least 20 points in his first three career games
- First Cavalier freshman to lead the team in scoring in his first three games since Tom Sheehy in 1983-84

## 2008-09 GAME-BY-GAME:

Opponent	GP-GS	FG-FGA	3FG-3FGA	FT-FTA	Off-Def	Total	A	TO	Blk	Stl	PF	Min	Pts
VMI	1-1	10-17	0-2	8-11	6-2	8	8	3	0	3	2	36	28
USF	2-1	8-15	1-2	4-6	1-3	4	0	1	0	3	1	31	21
Radford	3-2	9-15	1-2	3-4	1-3	4	0	4	0	1	3	34	22
Liberty	4-3	5-10	1-2	6-8	2-7	9	2	1	0	0	2	35	17
at Syracuse	5-4	5-11	0-1	6-8	0-3	3	3	0	0	2	5	28	16
at Minnesota	6-5	1-11	0-2	8-10	1-5	6	2	0	0	0	1	33	10
Longwood	7-6	6-10	0-0	8-8	6-3	9	1	6	0	0	1	28	20
Auburn	8-7	5-8	2-2	10-14	0-6	6	1	5	1	0	2	38	22
Hampton	9-8	3-7	0-1	3-3	1-2	3	3	1	0	0	1	28	9
at Georgia Tech	10-9	9-18	0-2	8-9	0-6	6	5	1	0	0	2	41	26
Xavier	11-10	7-15	1-2	10-11	0-7	7	4	2	1	1	2	35	25
Brown	12-11	0-6	0-2	4-4	1-4	5	0	1	0	1	0	24	4
at Va. Tech	13-12	7-11	0-0	6-6	1-7	8	5	6	0	1	1	38	20
N. Carolina	14-13	1-9	0-2	0-0	1-3	4	1	1	0	0	1	27	2
at Maryland	15-14	2-10	0-2	3-4	4-7	11	3	3	0	0	1	34	7
Florida State	16-15	5-11	0-2	14-14	3-3	6	2	6	0	0	1	31	24
at Duke	17-16	8-10	1-1	3-3	0-2	2	1	5	0	1	2	29	20

## SINGLE GAME BESTS

### POINTS

Season: 28 vs. VMI (11/16/08)  
 Career: 28 vs. VMI (11/16/08)  
 ACC: 26 at Georgia Tech (12/28/08)

### REBOUNDS

Season: 11 at Maryland (1/20/09)  
 Career: 11 at Maryland (1/20/09)  
 ACC: 11 at Maryland (1/20/09)

### FG MADE

Season: 10 vs. VMI (11/16/08)  
 Career: 10 vs. VMI (11/16/08)  
 ACC: 9 at Georgia Tech (12/28/08)

### FG ATTEMPTS

Season: 18 at Georgia Tech (12/28/08)  
 Career: 18 at Georgia Tech (12/28/08)  
 ACC: 18 at Georgia Tech (12/28/08)

### 3 PT FG MADE

Season: 2 vs. Auburn (12/20/08)  
 Career: 2 vs. Auburn (12/20/08)  
 ACC: 1 at Duke (2/1/09)

### 3 PT FG ATTEMPTS

Season: 2 on 12 occasions  
 Career: 2 on 12 occasions  
 ACC: 2 on four occasions

### FT MADE

Season: 14 vs. Florida State (1/24/09)  
 Career: 14 vs. Florida State (1/24/09)  
 ACC: 14 vs. Florida State (1/24/09)

### FT ATTEMPTS

Season: 14 vs. Auburn (12/20/08), vs. FSU (1/24/09)  
 Career: 14 vs. Auburn (12/20/08), vs. FSU (1/24/09)  
 ACC: 14 vs. Florida State (1/24/09)

### ASSISTS

Season: 8 vs. VMI (11/16/08)  
 Career: 8 vs. VMI (11/16/08)  
 ACC: 5 at GT (12/28/08), at VT (1/10/09)

### TURNOVERS

Season: 6 on three occasions  
 Career: 6 on three occasions  
 ACC: 6 at VT (1/10/09), vs. FSU (1/24/09)

### BLOCKS

Season: 1 vs. Auburn (12/20/08), vs. Xavier (1/3/09)  
 Career: 1 vs. Auburn (12/20/08), vs. Xavier (1/3/09)  
 ACC: --

### STEALS


Season: 3 vs. VMI (11/16/08), vs. USF (11/19/08)  
 Career: 3 vs. VMI (11/16/08), vs. USF (11/19/08)  
 ACC: 1 at VT (1/10/09), at Duke (2/1/09)

### MINUTES

Season: 41 at Georgia Tech (12/28/08)  
 Career: 41 at Georgia Tech (12/28/08)  
 ACC: 41 at Georgia Tech (12/28/08)

## CAREER STATISTICS

Year	G-GS	Min-Avg.	FG-FGA	Pct.	3FG-3FGA	Pct.	FT-FTA	Pct.	Off-Def.	Reb-Avg.	PF-DQ	Ast	TO	Blk	Stl	Pts-Avg
2008-09	17-16	550-32.4	91-194	.469	7-27	.259	104-123	.846	28-73	101-5.9	28-1	41	46	2	13	293-17.2
ACC	6-6	200-33.3	32-69	.464	1-9	.111	34-36	.944	9-28	37-6.2	8-0	17	22	0	2	99-16.5
<b>CAREER</b>	<b>17-16</b>	<b>550-32.4</b>	<b>91-194</b>	<b>.469</b>	<b>7-27</b>	<b>.259</b>	<b>104-123</b>	<b>.846</b>	<b>28-73</b>	<b>101-5.9</b>	<b>28-1</b>	<b>41</b>	<b>46</b>	<b>2</b>	<b>13</b>	<b>293-17.2</b>
ACC	6-6	200-33.3	32-69	.464	1-9	.111	34-36	.944	9-28	37-6.2	8-0	17	22	0	2	99-16.5



# JEROME MEYINSSE

# #55

Junior • Forward/Center • 6-9 • 245 • Baton Rouge, La. • McKinley H.S.

## 2008-09 SEASON:

- Tied his ACC high with four points at Duke
- Scored three points at Maryland
- Had four points and three rebounds vs. Brown
- Had two rebounds and tied a career high with two blocks at Georgia Tech
- Tied a career high with two blocks vs. Hampton
- Had five points and five rebounds at Minnesota
- Had season-high totals of 10 points and eight rebounds at Syracuse
- Had two points and one rebound vs. Liberty
- Made first career start vs. USF
- Had four points and five rebounds in the exhibition vs. Shepherd

## SINGLE GAME BESTS

### POINTS

Season: 10 at Syracuse (11/28/08)  
 Career: 12 vs. Elon (12/22/07)  
 ACC: 4 at FSU (1/23/08), at Duke (2/1/09)

### REBOUNDS

Season: 8 at Syracuse (11/28/08)  
 Career: 9 vs. Hampton (12/19/07)  
 ACC: 3 vs. BC (1/19/08), at FSU (1/23/08)

### FG MADE

Season: 3 at Syracuse (11/28/08)  
 Career: 5 vs. Elon (12/22/07)  
 ACC: 2 at Florida State (1/23/08)

### FG ATTEMPTS

Season: 7 at Syracuse (11/28/08)  
 Career: 7 vs. Hampton (12/19/07), at Syracuse (11/28/08)  
 ACC: 3 vs. Clemson (2/7/08)

### 3 PT FG MADE

Season: --  
 Career: --  
 ACC: --

### 3 PT FG ATTEMPTS

Season: --  
 Career: --  
 ACC: --

### FT MADE

Season: 4 at Syracuse (11/28/08)  
 Career: 5 vs. UMES (11/26/06)  
 ACC: 2 at Duke (2/1/09)

### FT ATTEMPTS

Season: 5 at Syracuse (11/28/08)  
 Career: 6 vs. UMES (11/26/06)  
 ACC: 2 on four occasions

### ASSISTS

Season: 1 vs. Brown (1/6/09)  
 Career: 1 on four occasions  
 ACC: --

### TURNOVERS

Season: 2 at Minn. (12/2/08), vs. Longwood (12/17/08)  
 Career: 2 on five occasions  
 ACC: --

### BLOCKS

Season: 2 vs. Hampton (12/23/08), at Ga. Tech (12/28/08)  
 Career: 2 on three occasions  
 ACC: 2 at Georgia Tech (12/28/08)

### STEALS

Season: 1 at Virginia Tech (1/10/09)  
 Career: 2 vs. PR-Mayaguez (12/21/06)  
 ACC: 1 at FSU (1/23/08), at Va. Tech (1/10/09)

### MINUTES


Season: 24 at Syracuse (11/28/08)  
 Career: 24 at Syracuse (11/28/08)  
 ACC: 21 at Maryland (1/20/09)

## 2008-09 GAME-BY-GAME:

Opponent	GP-GS	FG-FGA	3FG-3FGA	FT-FTA	Off-Def	Total	A	TO	Blk	Stl	PF	Min	Pts
VMI	DNP												
USF	1-1	0-0	0-0	0-0	0-0	0	0	1	0	0	0	6	0
Radford	2-1	0-1	0-0	0-0	0-0	0	0	1	0	0	0	3	0
Liberty	3-1	1-1	0-0	0-0	1-0	1	0	0	0	0	0	5	2
at Syracuse	4-1	3-7	0-0	4-5	4-4	8	0	1	1	0	2	24	10
at Minnesota	5-1	1-1	0-0	3-4	2-3	5	0	2	1	0	1	22	5
Longwood	6-1	0-0	0-0	0-2	1-0	1	0	2	0	0	2	7	0
Auburn	7-1	0-0	0-0	0-1	1-0	1	0	1	0	0	0	8	0
Hampton	8-1	0-0	0-0	0-0	0-0	0	0	0	2	0	0	5	0
at Georgia Tech	9-1	0-2	0-0	0-0	1-1	2	0	0	2	0	3	11	0
Xavier	10-1	0-1	0-0	0-0	0-0	0	0	0	0	0	1	3	0
Brown	11-1	1-3	0-0	2-4	1-2	3	1	0	0	0	1	8	4
at Va. Tech	12-1	0-0	0-0	0-0	0-0	0	0	0	1	1	1	4	0
N. Carolina	13-1	0-2	0-0	0-0	0-1	1	0	0	0	0	0	2	4
at Maryland	14-1	1-1	0-0	1-2	1-0	1	0	0	0	0	0	21	3
Florida State	15-1	0-0	0-0	1-2	1-1	2	0	0	0	0	2	9	1
at Duke	16-1	1-1	0-0	2-2	0-2	2	0	0	0	0	1	7	4

## CAREER STATISTICS

Year	G-GS	Min-Avg.	FG-FGA	Pct.	3FG-3FGA	Pct.	FT-FTA	Pct.	Off-Def.	Reb-Avg.	PF-DQ	Ast	TO	Blk	Stl	Pts-Avg
2006-07	15-0	100-6.7	4-11	.364	0-0	.000	9-13	.692	3-17	20-1.3	15-0	1	4	2	2	17-1.1
ACC	4-0	8-2.0	0-1	.000	0-0	.000	0-0	.000	0-0	0-0.0	3-0	0	0	0	0	0-0.0
2007-08	26-0	188-7.2	23-33	.697	0-0	.000	4-12	.333	18-31	49-1.9	36-0	2	7	3	3	50-1.9
ACC	13-0	77-5.9	7-11	.636	0-0	.000	0-2	.000	5-12	17-1.3	21-0	0	0	0	1	14-1.1
2008-09	16-1	147-9.2	8-20	.400	0-0	.000	13-22	.591	13-14	27-1.7	16-0	1	8	7	1	29-1.8
ACC	6-0	56-9.3	2-6	.333	0-0	.000	4-6	.667	3-5	8-1.3	9-0	0	0	3	1	8-1.3
<b>CAREER</b>	<b>57-1</b>	<b>435-7.6</b>	<b>35-64</b>	<b>.547</b>	<b>0-0</b>	<b>.000</b>	<b>26-47</b>	<b>.553</b>	<b>34-62</b>	<b>96-1.7</b>	<b>67-0</b>	<b>4</b>	<b>19</b>	<b>12</b>	<b>6</b>	<b>96-1.7</b>
ACC	23-0	141-6.1	9-18	.500	0-0	.000	4-8	.500	8-17	25-1.1	33-0	0	0	3	2	22-1.0



# MIKE SCOTT

# #32

Sophomore • Forward • 6-8 • 233 • Chesapeake, Va. • Hargrave Military Academy

## 2008-09 SEASON:

- Only Cavalier to start every game this season
- Has scored in double figures in 11 games, including eight of the last nine games
- Had 16 points (10-10 FT) to tie his ACC career-high and 10 rebounds at Maryland for his sixth double-double of the season
- Had 11 points and seven rebounds (all offensive) vs. North Carolina
- Scored an ACC career-high 16 points (7-10 FG) at Virginia Tech
- Had game-high totals of 15 points and 10 rebounds vs. Brown
- Scored 16 points (7-10 FG) and had five rebounds vs. Xavier
- Had 11 points and 10 rebounds at Georgia Tech
- Had 17 points and 15 rebounds vs. Hampton
- Had 10 points and 10 rebounds along with a career-high four assists in a career-high 37 minutes at Syracuse
- Had nine points and 17 rebounds vs. Liberty
- Had 10 points and six rebounds vs. USF
- Set career highs with 26 points and 18 rebounds vs. VMI, including tying the school record with 10 offensive rebounds in the game
- Has eight career double-doubles
- Had 10 points and 14 rebounds in the exhibition vs. Shepherd

## 2008-09 GAME-BY-GAME:

Opponent	GP-GS	FG-FGA	3FG-3FGA	FT-FTA	Off-Def	Total	A	TO	Blk	Stl	PF	Min	Pts
VMI	1-1	11-13	0-0	4-5	10-8	18	0	4	0	1	2	30	26
USF	2-2	4-9	0-1	2-2	4-2	6	1	2	0	2	2	32	10
Radford	3-3	2-7	0-1	1-3	2-3	5	1	0	0	0	4	27	5
Liberty	4-4	3-4	0-0	3-4	7-10	17	1	1	0	0	2	34	9
at Syracuse	5-5	5-10	0-0	0-0	5-5	10	4	0	0	1	1	37	10
at Minnesota	6-6	0-4	0-0	0-0	2-4	6	2	3	0	1	1	18	0
Longwood	7-7	4-5	0-1	0-0	0-6	6	0	0	1	0	2	27	8
Auburn	8-8	4-7	0-1	1-2	0-3	3	0	3	0	3	2	27	9
Hampton	9-9	6-10	0-0	5-6	5-10	15	1	1	2	2	2	29	17
at Georgia Tech	10-10	3-8	0-0	5-8	5-5	10	1	2	2	0	3	27	11
Xavier	11-11	7-10	0-0	2-2	3-2	5	0	1	0	0	1	24	16
Brown	12-12	5-10	0-0	5-6	5-5	10	0	0	1	0	3	27	15
at Va. Tech	13-13	7-10	1-1	1-4	2-4	6	0	3	0	0	3	26	16
N. Carolina	14-14	5-8	0-0	1-1	7-0	7	0	2	1	0	2	24	11
at Maryland	15-15	3-8	0-0	10-10	6-4	10	0	3	0	1	4	23	16
Florida State	16-16	1-4	0-0	0-0	2-2	4	1	3	0	3	2	30	2
at Duke	17-17	4-8	0-0	2-3	2-2	4	0	1	0	1	3	26	10

## SINGLE GAME BESTS

### POINTS

Season: 26 vs. VMI (11/16/08)  
 Career: 26 vs. VMI (11/16/08)  
 ACC: 16 at VT (1/10/09), at Md. (1/20/09)

### REBOUNDS

Season: 18 vs. VMI (11/16/08)  
 Career: 18 vs. VMI (11/16/08)  
 ACC: 12 at Md (1/30/08), at BC (2/17/08)

### FG MADE

Season: 11 vs. VMI (11/16/08)  
 Career: 11 vs. VMI (11/16/08)  
 ACC: 7 at Virginia Tech (1/10/09)

### FG ATTEMPTS

Season: 13 vs. VMI (11/16/08)  
 Career: 13 vs. VMI (11/16/08)  
 ACC: 11 at Boston College (2/17/08)

### 3 PT FG MADE

Season: 1 at Virginia Tech (1/10/09)  
 Career: 2 vs. Georgia Tech (3/13/08)  
 ACC: 2 vs. Georgia Tech (3/13/08)

### 3 PT FG ATTEMPTS

Season: 1 on five occasions  
 Career: 2 at BC (2/17/08), vs. GT (3/13/08)  
 ACC: 2 at BC (2/17/08), vs. GT (3/13/08)

### FT MADE

Season: 10 at Maryland (1/20/09)  
 Career: 10 at Maryland (1/20/09)  
 ACC: 10 at Maryland (1/20/09)

### FT ATTEMPTS

Season: 10 at Maryland (1/20/09)  
 Career: 10 at Maryland (1/20/09)  
 ACC: 10 at Maryland (1/20/09)

### ASSISTS

Season: 4 at Syracuse (11/28/08)  
 Career: 4 at Syracuse (11/28/08)  
 ACC: 2 at Miami (3/1/08)

### TURNOVERS

Season: 4 vs. VMI (11/16/08)  
 Career: 4 vs. VMI (11/16/08)  
 ACC: 3 on five occasions

### BLOCKS

Season: 2 vs. Hampton (12/23/08), at Ga. Tech (12/28/08)  
 Career: 3 vs. Duke (3/5/08), vs. Richmond (3/18/08)  
 ACC: 3 vs. Duke (3/5/08)

### STEALS

Season: 3 vs. Auburn (12/20/08), vs. FSU (1/24/09)  
 Career: 3 on three occasions  
 ACC: 3 vs. Florida State (1/24/09)

### MINUTES

Season: 37 at Syracuse (11/28/08)  
 Career: 37 at Syracuse (11/28/08)  
 ACC: 30 vs. Florida State (1/24/09)

## CAREER STATISTICS

Year	G-GS	Min-Avg.	FG-FGA	Pct.	3FG-3FGA	Pct.	FT-FTA	Pct.	Off-Def.	Reb-Avg.	PF-DQ	Ast	TO	Blk	Stl	Pts-Avg
2007-08	32-21	579-18.1	63-143	.441	4-10	.400	52-74	.703	67-101	168-5.3	69-1	15	25	12	20	182-5.7
ACC	16-14	310-19.4	30-77	.390	1-4	.250	20-33	.606	30-50	80-5.0	39-1	6	15	5	8	81-5.1
2008-09	17-17	468-27.5	74-135	.548	1-5	.200	42-56	.750	67-75	142-8.4	39-0	12	29	7	15	191-11.2
ACC	6-6	156-26.0	23-46	.500	1-1	1.000	19-26	.731	24-17	41-6.8	17-0	2	14	3	5	66-11.0
<b>CAREER</b>	<b>49-38</b>	<b>1047-21.4</b>	<b>137-278</b>	<b>.493</b>	<b>5-15</b>	<b>.333</b>	<b>94-130</b>	<b>.723</b>	<b>134-176</b>	<b>310-6.3</b>	<b>108-1</b>	<b>27</b>	<b>54</b>	<b>19</b>	<b>35</b>	<b>373-7.6</b>
ACC	22-20	466-21.2	53-123	.431	2-5	.400	39-59	.661	54-67	121-5.5	56-1	8	29	8	13	147-6.7



# ASSANE SENE

# #5

Freshman • Center • 7-0 • 234 • Saint-Louis, Senegal • South Kent

## 2008-09 SEASON:

- Had three blocks vs. Florida State
- Had four points and seven rebounds at Maryland
- Had 10 rebounds vs. North Carolina
- Had six points, eight rebounds and four blocks at Virginia Tech
- Had six points, three rebounds and three blocks vs. Brown
- Had six points and 11 rebounds vs. Xavier
- Had nine rebounds and four blocks vs. Auburn
- Had six points, five rebounds and two blocks vs. Longwood
- Had two points and four rebounds at Minnesota
- Made his collegiate debut at Syracuse, where he had one point and one rebound in the start
- Was held out of the first three games of the season before the resolution of his eligibility status on Nov. 25
- “Because of a recent NCAA interpretation, there are some aspects of Assane’s pre-college enrollment that must be reviewed further,” Virginia Athletics Director Craig Littlepage said on Nov. 16.
- Had two points and three rebounds in 18 minutes of action in the exhibition vs. Shepherd

## 2008-09 GAME-BY-GAME:

Opponent	GP-GS	FG-FGA	3FG-3FGA	FT-FTA	Off-Def	Total	A	TO	Blk	Stl	PF	Min	Pts
VMI	DNP												
USF	DNP												
Radford	DNP												
Liberty	DNP												
at Syracuse	1-1	0-0	0-0	1-2	0-1	1	1	0	1	0	3	7	1
at Minnesota	2-2	0-0	0-0	2-2	2-2	4	0	1	0	0	3	18	2
Longwood	3-2	2-4	0-0	2-3	2-3	5	1	1	2	0	3	16	6
Auburn	4-2	1-3	0-0	0-0	0-9	9	2	0	4	0	3	22	2
Hampton	5-2	1-4	0-0	0-0	1-5	6	0	2	2	0	5	15	2
at Georgia Tech	6-3	1-5	0-0	0-1	0-1	1	0	0	2	0	4	24	2
Xavier	7-4	3-8	0-0	0-2	6-5	11	1	0	2	0	3	33	6
Brown	8-5	3-3	0-0	0-4	0-3	3	1	0	3	0	3	16	6
at Va. Tech	9-6	3-5	0-0	0-0	2-6	8	0	1	4	0	5	25	6
N. Carolina	10-7	1-5	0-0	0-2	5-5	10	0	2	1	0	4	25	2
at Maryland	11-8	2-2	0-0	0-0	2-5	7	0	2	0	0	4	10	4
Florida State	12-9	0-1	0-0	0-0	1-0	1	0	1	3	0	3	22	0
at Duke	13-10	2-2	0-0	0-3	1-1	2	0	1	1	0	2	17	4

## SINGLE GAME BESTS

### POINTS

Season: 6 on four occasions  
 Career: 6 on four occasions  
 ACC: 6 at Virginia Tech (1/10/09)

### REBOUNDS

Season: 11 vs. Xavier (1/3/09)  
 Career: 11 vs. Xavier (1/3/09)  
 ACC: 10 vs. North Carolina (1/15/09)

### FG MADE

Season: 3 on three occasions  
 Career: 3 on three occasions  
 ACC: 3 at Virginia Tech (1/10/09)

### FG ATTEMPTS

Season: 8 vs. Xavier (1/3/09)  
 Career: 8 vs. Xavier (1/3/09)  
 ACC: 5 on three occasions

### 3 PT FG MADE

Season: --  
 Career: --  
 ACC: --

### 3 PT FG ATTEMPTS

Season: --  
 Career: --  
 ACC: --

### FT MADE

Season: 2 at Minn. (12/2/08), vs. Longwood (12/17/08)  
 Career: 2 at Minn. (12/2/08), vs. Longwood (12/17/08)  
 ACC: --

### FT ATTEMPTS

Season: 4 vs. Brown (1/6/09)  
 Career: 4 vs. Brown (1/6/09)  
 ACC: 3 at Duke (2/1/09)

### ASSISTS

Season: 2 vs. Auburn (12/20/08)  
 Career: 2 vs. Auburn (12/20/08)  
 ACC: --

### TURNOVERS

Season: 2 on three occasions  
 Career: 2 on three occasions  
 ACC: 2 vs. UNC (1/15/09), at Md. (1/20/09)

### BLOCKS

Season: 4 vs. Auburn (12/20/08), at Va. Tech (1/10/09)  
 Career: 4 vs. Auburn (12/20/08), at Va. Tech (1/10/09)  
 ACC: 4 at Virginia Tech (1/10/09)

### STEALS


Season: --  
 Career: --  
 ACC: --

### MINUTES

Season: 33 vs. Xavier (1/3/09)  
 Career: 33 vs. Xavier (1/3/09)  
 ACC: 25 at VT (1/10/09), vs. UNC (1/15/09)

## CAREER STATISTICS

Year	G-GS	Min-Avg.	FG-FGA	Pct.	3FG-3FGA	Pct.	FT-FTA	Pct.	Off-Def.	Reb-Avg.	PF-DQ	Ast	TO	Blk	Stl	Pts-Avg
2008-09	13-10	250-19.2	19-42	.452	0-0	.000	5-19	.263	22-46	68-5.2	45-2	6	11	25	0	43-3.3
ACC	6-6	123-20.5	9-20	.450	0-0	.000	0-6	.000	11-18	29-4.8	22-1	0	7	11	0	18-3.0
<b>CAREER</b>	<b>13-10</b>	<b>250-19.2</b>	<b>19-42</b>	<b>.452</b>	<b>0-0</b>	<b>.000</b>	<b>5-19</b>	<b>.263</b>	<b>22-46</b>	<b>68-5.2</b>	<b>45-2</b>	<b>6</b>	<b>11</b>	<b>25</b>	<b>0</b>	<b>43-3.3</b>
ACC	6-6	123-20.5	9-20	.450	0-0	.000	0-6	.000	11-18	29-4.8	22-1	0	7	11	0	18-3.0



# WILL SHERRILL

# #22

Sophomore • Forward • 6-9 • 221 • New York, N.Y. • Phillips Academy Andover

### 2008-09 SEASON:

- Had an assist vs. Hampton
- Made season debut vs. Radford and had a career-high three rebounds
- Played five minutes in the exhibition vs. Shepherd

### SINGLE GAME BESTS

#### POINTS

Season: --  
 Career: 3 vs. Longwood (12/7/07)  
 ACC: --

#### REBOUNDS

Season: 3 vs. Radford (11/21/08)  
 Career: 3 vs. Radford (11/21/08)  
 ACC: --

#### FG MADE

Season: --  
 Career: 1 on three occasions  
 ACC: --

#### FG ATTEMPTS

Season: 2 vs. Radford (11/21/08)  
 Career: 2 vs. Radford (11/21/08)  
 ACC: 1 vs. North Carolina (1/15/09)

#### 3 PT FG MADE

Season: --  
 Career: 1 vs. Longwood (12/7/07)  
 ACC: --

#### 3 PT FG ATTEMPTS

Season: 1 vs. North Carolina (1/15/09)  
 Career: 1 vs. Longwood (12/7/07), vs. UNC (1/15/09)  
 ACC: 1 vs. North Carolina (1/15/09)

#### FT MADE

Season: --  
 Career: --  
 ACC: --

#### FT ATTEMPTS

Season: --  
 Career: --  
 ACC: --

#### ASSISTS

Season: 1 vs. Hampton (12/23/08)  
 Career: 1 vs. Elon (12/22/07), vs. Hampton (12/23/08)  
 ACC: --

#### TURNOVERS

Season: 1 vs. Radford (11/21/08), vs. Hampton (12/23/08)  
 Career: 1 vs. Radford (11/21/08), vs. Hampton (12/23/08)  
 ACC: --

#### BLOCKS

Season: --  
 Career: --  
 ACC: --

#### STEALS

Season: --  
 Career: 1 vs. Northwestern (11/27/07)  
 ACC: --

#### MINUTES

Season: 5 vs. Radford (11/21/08)  
 Career: 5 vs. Radford (11/21/08)  
 ACC: 1 on three occasions

### 2008-09 GAME-BY-GAME:

Opponent	GP-GS	FG-FGA	3FG-3FGA	FT-FTA	Off-Def	Total	A	TO	Blk	Stl	PF	Min	Pts
VMI	DNP												
USF	DNP												
Radford	1-0	0-2	0-0	0-0	2-1	3	0	1	0	0	1	5	0
Liberty	DNP												
at Syracuse	DNP												
at Minnesota	DNP												
Longwood	2-0	0-0	0-0	0-0	0-0	0	0	0	0	0	0	3	0
Auburn	DNP												
Hampton	3-0	0-0	0-0	0-0	0-0	0	1	1	0	0	0	3	0
at Georgia Tech	DNP												
Xavier	DNP												
Brown	4-0	0-0	0-0	0-0	0-0	0	0	0	0	0	0	2	0
at Va. Tech	DNP												
N. Carolina	5-0	0-1	0-1	0-0	0-0	0	0	0	0	0	0	1	0
at Maryland	DNP												
Florida State	DNP												
at Duke	6-0	0-0	0-0	0-0	0-0	0	0	0	0	0	1	1	0

### CAREER STATISTICS

Year	G-GS	Min-Avg.	FG-FGA	Pct.	3FG-3FGA	Pct.	FT-FTA	Pct.	Off-Def.	Reb-Avg.	PF-DQ	Ast	TO	Blk	Stl	Pts-Avg
2007-08	7-0	12-1.7	3-3	1.000	1-1	1.000	0-0	.000	1-2	3-0.4	3-0	1	0	0	1	7-1.0
ACC	1-0	1-1.0	0-0	.000	0-0	.000	0-0	.000	0-0	0-0.0	0-0	0	0	0	0	0-0.0
2008-09	6-0	15-2.5	0-3	.000	0-1	.000	0-0	.000	2-1	3-0.5	2-0	1	2	0	0	0-0.0
ACC	2-0	2-1.0	0-1	.000	0-1	.000	0-0	.000	0-0	0-0.0	1-0	0	0	0	0	0-0.0
<b>CAREER</b>	<b>13-0</b>	<b>27-2.1</b>	<b>3-6</b>	<b>.500</b>	<b>1-2</b>	<b>.500</b>	<b>0-0</b>	<b>.000</b>	<b>3-3</b>	<b>6-0.5</b>	<b>5-0</b>	<b>2</b>	<b>2</b>	<b>0</b>	<b>1</b>	<b>7-0.5</b>
ACC	3-0	3-1.0	0-1	.000	0-1	.000	0-0	.000	0-0	0-0.0	1-0	0	0	0	0	0-0.0





# TUNJI SOROYE

# #21

Senior • Center • 6-11 • 252 • Dugbe Ibadan, Nigeria • Montrose Christian School

### 2008-09 SEASON:

- One of Virginia's tri-captains this season
- Had two points and two blocks vs. Hampton
- Had eight points, five rebounds, two blocks and two steals vs. Radford
- Had three points, six rebounds and two blocks vs. USF
- Had two points and one rebound in the exhibition vs. Shepherd

### SINGLE GAME BESTS

#### POINTS

Season: 8 vs. Radford (11/21/08)  
 Career: 12 vs. Fordham (12/7/05)  
 ACC: 6 on three occasions

#### REBOUNDS

Season: 6 vs. USF (11/19/08)  
 Career: 11 vs. Maryland (2/6/07)  
 ACC: 11 vs. Maryland (2/6/07)

#### FG MADE

Season: 3 vs. Radford (11/21/08)  
 Career: 4 vs. Fordham (12/7/05), vs. Albany (3/16/07)  
 ACC: 3 vs. Florida State (1/11/06)

#### FG ATTEMPTS

Season: 5 vs. Radford (11/21/08)  
 Career: 8 vs. Albany (3/16/07)  
 ACC: 5 vs. Florida State (1/11/06)

#### 3 PT FG MADE

Season: --  
 Career: --  
 ACC: --

#### 3 PT FG ATTEMPTS

Season: --  
 Career: --  
 ACC: --

#### FT MADE

Season: 2 vs. Radford (11/21/08)  
 Career: 4 on three occasions  
 ACC: 4 vs. Clemson (1/7/06)

#### FT ATTEMPTS

Season: 2 vs. USF (11/19/08), vs. Radford (11/21/08)  
 Career: 6 vs. Fordham (12/7/05)  
 ACC: 5 vs. Florida State (2/17/06)

#### ASSISTS

Season: 1 vs. Hampton (12/23/08)  
 Career: 1 on 14 occasions  
 ACC: 1 on eight occasions

#### TURNOVERS

Season: 1 on three occasions  
 Career: 4 at Virginia Tech (1/15/06)  
 ACC: 4 at Virginia Tech (1/15/06)

#### BLOCKS

Season: 2 on three occasions  
 Career: 5 vs. Duke (3/11/05)  
 ACC: 5 vs. Duke (3/11/05)

#### STEALS

Season: 2 vs. Radford (11/21/08)  
 Career: 2 on four occasions  
 ACC: 2 vs. UNC (1/19/06), at FSU (2/18/06)

#### MINUTES


Season: 24 vs. Radford (11/21/08)  
 Career: 33 vs. Clemson (1/7/06)  
 ACC: 33 vs. Clemson (1/7/06)

### 2008-09 GAME-BY-GAME:

Opponent	GP-GS	FG-FGA	3FG-3FGA	FT-FTA	Off-Def	Total	A	TO	Blk	Stl	PF	Min	Pts
VMI	DNP												
USF	1-0	1-1	0-0	1-2	3-3	6	0	1	2	1	1	15	3
Radford	2-1	3-5	0-0	2-2	2-3	5	0	0	2	2	3	24	8
Liberty	DNP												
at Syracuse	3-1	0-1	0-0	0-0	0-1	1	0	0	0	0	3	10	0
at Minnesota	DNP												
Longwood	DNP												
Auburn	DNP												
Hampton	4-1	1-3	0-0	0-0	0-1	1	1	0	2	0	0	5	2
at Georgia Tech	5-1	0-0	0-0	0-0	0-0	0	0	0	0	0	0	1	0
Xavier	6-1	0-0	0-0	0-0	0-0	0	0	1	0	0	1	2	0
Brown	DNP												
at Va. Tech	7-1	0-1	0-0	0-0	1-0	1	0	1	0	0	0	3	0
N. Carolina	DNP												
at Maryland	DNP												
Florida State	8-1	0-0	0-0	0-0	0-0	0	0	0	0	0	0	4	0
at Duke	DNP												

### CAREER STATISTICS

Year	G-GS	Min-Avg.	FG-FGA	Pct.	3FG-3FGA	Pct.	FT-FTA	Pct.	Off-Def.	Reb-Avg.	PF-DQ	Ast	TO	Blk	Stl	Pts-Avg
2004-05	21-2	120-5.7	4-10	.400	0-0	.000	4-7	.571	7-21	28-1.3	18-0	2	3	15	1	12-0.6
ACC	12-0	72-6.0	4-5	.800	0-0	.000	2-4	.500	4-12	16-1.3	14-0	2	2	8	1	10-0.8
2005-06	30-23	553-18.4	21-51	.412	0-0	.000	13-19	.684	36-70	106-3.5	88-7	4	38	37	10	55-1.8
ACC	16-16	290-18.1	9-26	.346	0-0	.000	6-9	.667	18-33	51-3.2	49-4	2	19	15	6	24-1.5
2006-07	28-11	391-14.0	18-35	.514	0-0	.000	24-39	.615	35-54	89-3.2	46-0	7	20	26	7	60-2.1
ACC	16-6	252-15.8	12-19	.632	0-0	.000	10-23	.435	27-30	57-3.6	29-0	4	10	14	2	34-2.1
2007-08	2-0	8-4.0	0-1	.000	0-0	.000	1-2	.500	2-1	3-1.5	2-0	0	2	0	0	1-0.5
ACC	0-0															
2008-09	8-1	64-8.0	5-11	.455	0-0	.000	3-4	.750	6-8	14-1.8	8-0	1	3	6	3	13-1.6
ACC	3-0	8-2.7	0-1	.000	0-0	.000	0-0	.000	1-0	1-0.3	0-0	0	1	0	0	0-0.0
<b>CAREER</b>	<b>89-37</b>	<b>1136-12.8</b>	<b>48-108</b>	<b>.444</b>	<b>0-0</b>	<b>.000</b>	<b>45-71</b>	<b>.634</b>	<b>86-154</b>	<b>240-2.7</b>	<b>162-7</b>	<b>14</b>	<b>66</b>	<b>84</b>	<b>21</b>	<b>141-1.6</b>
ACC	47-22	622-13.2	25-51	.490	0-0	.000	18-36	.500	50-75	125-2.7	92-4	8	32	37	9	68-1.4



# SOLOMON TAT

# #45

Junior • Guard/Forward • 6-5 • 223 • Jos Plateau, Nigeria • Community Christian School

### 2008-09 SEASON:

- Had two points, one rebound, one assist and one steal vs. Brown
- Had two points and two rebounds vs. Xavier
- Made season debut vs. Radford
- Had three rebounds in the exhibition vs. Shepherd

### SINGLE GAME BESTS

#### POINTS

Season: 2 vs. Xavier (1/3/09), vs. Brown (1/6/09)  
 Career: 12 at Xavier (1/3/08)  
 ACC: 8 at Virginia Tech (2/10/07)

#### REBOUNDS

Season: 2 vs. Xavier (1/3/09), at Duke (2/1/09)  
 Career: 6 at Virginia Tech (2/10/07)  
 ACC: 6 at Virginia Tech (2/10/07)

#### FG MADE

Season: 1 vs. Brown (1/6/09)  
 Career: 3 at Virginia Tech (2/10/07), at Xavier (1/3/08)  
 ACC: 3 at Virginia Tech (2/10/07)

#### FG ATTEMPTS

Season: 3 at Duke (2/1/09)  
 Career: 9 at Virginia Tech (2/10/07)  
 ACC: 9 at Virginia Tech (2/10/07)

#### 3 PT FG MADE

Season: --  
 Career: --  
 ACC: --

#### 3 PT FG ATTEMPTS

Season: --  
 Career: 1 on five occasions  
 ACC: 1 on three occasions

#### FT MADE

Season: 2 vs. Xavier (1/3/09)  
 Career: 6 at Xavier (1/3/08)  
 ACC: 2 on four occasions

#### FT ATTEMPTS

Season: 2 vs. Xavier (1/3/09)  
 Career: 9 at Xavier (1/3/08)  
 ACC: 2 on five occasions

#### ASSISTS

Season: 1 vs. Xavier (1/3/09), vs. Brown (1/6/09)  
 Career: 5 vs. Gonzaga (1/3/07)  
 ACC: 2 at Clemson (1/28/07), at Wake (3/3/07)

#### TURNOVERS

Season: 1 at Maryland (1/20/09)  
 Career: 2 on four occasions  
 ACC: 2 vs. Maryland (1/16/07), at Duke (1/13/08)

#### BLOCKS

Season: --  
 Career: 1 vs. Longwood (2/13/07)  
 ACC: --

#### STEALS

Season: 1 vs. Brown (1/6/09)  
 Career: 2 vs. Stanford (1/7/07), vs. Md. (1/16/07)  
 ACC: 2 vs. Maryland (1/16/07)

#### MINUTES


Season: 9 vs. Xavier (1/3/09), at Duke (2/1/09)  
 Career: 23 at Virginia Tech (2/10/07)  
 ACC: 23 at Virginia Tech (2/10/07)

### 2008-09 GAME-BY-GAME:

Opponent	GP-GS	FG-FGA	3FG-3FGA	FT-FTA	Off-Def	Total	A	TO	Blk	Stl	PF	Min	Pts
VMI	DNP												
USF	DNP												
Radford	1-0	0-0	0-0	0-0	0-0	0	0	0	0	0	0	1	0
Liberty	2-0	0-0	0-0	0-0	0-0	0	0	0	0	0	0	0+	0
at Syracuse	DNP												
at Minnesota	DNP												
Longwood	DNP												
Auburn	DNP												
Hampton	DNP												
at Georgia Tech	DNP												
Xavier	3-0	0-0	0-0	2-2	0-2	2	1	0	0	0	2	9	2
Brown	4-0	1-1	0-0	0-0	0-1	1	1	0	0	1	0	6	2
at Va. Tech	DNP												
N. Carolina	5-0	0-0	0-0	0-0	0-0	0	0	0	0	0	0	2	0
at Maryland	6-0	0-0	0-0	0-0	0-0	0	0	1	0	0	2	4	0
Florida State	DNP												
at Duke	7-0	0-3	0-0	0-0	0-2	2	0	0	0	0	0	9	0

### CAREER STATISTICS

Year	G-GS	Min-Avg.	FG-FGA	Pct.	3FG-3FGA	Pct.	FT-FTA	Pct.	Off-Def.	Reb-Avg.	PF-DQ	Ast	TO	Blk	Stl	Pts-Avg
2006-07	20-0	165-8.3	14-40	.350	0-3	.000	12-19	.632	7-25	32-1.6	24-0	13	8	1	8	40-2.0
ACC	13-0	107-8.2	8-25	.320	0-1	.000	5-5	1.000	5-16	21-1.6	17-0	6	4	0	5	21-1.6
2007-08	15-0	100-6.7	11-24	.458	0-2	.000	13-17	.765	4-16	20-1.3	6-0	5	6	0	3	35-2.3
ACC	9-0	68-7.6	7-15	.467	0-2	.000	5-6	.833	1-12	13-1.4	4-0	3	4	0	3	19-2.1
2008-09	7-0	31-4.4	1-4	.250	0-0	.000	2-2	1.000	0-5	5-0.7	4-0	2	1	0	1	4-0.6
ACC	3-0	15-5.0	0-3	.000	0-0	.000	0-0	.000	0-2	2-0.7	2-0	0	1	0	0	0-0.0
<b>CAREER</b>	<b>42-0</b>	<b>296-7.0</b>	<b>26-68</b>	<b>.382</b>	<b>0-5</b>	<b>.000</b>	<b>27-38</b>	<b>.711</b>	<b>11-46</b>	<b>57-1.4</b>	<b>34-0</b>	<b>20</b>	<b>15</b>	<b>1</b>	<b>12</b>	<b>79-1.9</b>
ACC	25-0	190-7.6	15-43	.349	0-3	.000	10-11	.909	6-30	36-1.4	23-0	9	9	0	8	40-1.6



# JAMIL TUCKER

# #12

Junior • Forward • 6-9 • 241 • Gary, Ind. • West Side H.S.

## 2008-09 SEASON:

- Had 10 points vs. Florida State
- Scored a career-high 21 points at Maryland
- Had 12 points, five rebounds and two blocks vs. North Carolina
- Had a career-high three blocks at Virginia Tech
- Had eight points and five rebounds vs. Brown
- Had 15 points (6-7 FG, 3-3 3FG) at Georgia Tech, including the 3-pointer that tied the game with 14.7 seconds remaining in regulation to force overtime
- Had 10 points and six rebounds vs. Hampton
- Made first start of the season vs. Longwood and had his first career double-double (11 points, career-high 10 rebounds) and a career-high three assists
- Had a team-high 12 points on a career-high four 3-pointers at Minnesota
- Had four points and a team-high six rebounds vs. Radford
- Had 15 points and a team-high seven rebounds vs. USF
- Scored 14 points vs. VMI
- Had seven points in the exhibition vs. Shepherd

## SINGLE GAME BESTS

### POINTS

Season: 21 at Maryland (1/20/09)  
 Career: 21 at Maryland (1/20/09)  
 ACC: 21 at Maryland (1/20/09)

### REBOUNDS

Season: 10 vs. Longwood (12/17/08)  
 Career: 10 vs. Longwood (12/17/08)  
 ACC: 9 at BC (1/13/07), at WF (2/9/08)

### FG MADE

Season: 7 at Maryland (1/20/09)  
 Career: 7 at Maryland (1/20/09)  
 ACC: 7 at Maryland (1/20/09)

### FG ATTEMPTS

Season: 13 vs. North Carolina (1/15/09)  
 Career: 13 vs. North Carolina (1/15/09)  
 ACC: 13 vs. North Carolina (1/15/09)

### 3 PT FG MADE

Season: 4 at Minn. (12/2/08), at Md. (1/20/09)  
 Career: 4 at Minn. (12/2/08), at Md. (1/20/09)  
 ACC: 4 at Maryland (1/20/09)

### 3 PT FG ATTEMPTS

Season: 8 at Minnesota (12/2/08)  
 Career: 8 vs. ODU (3/24/08), at Minn. (12/2/08)  
 ACC: 7 at Wake Forest (2/9/08)

### FT MADE

Season: 5 vs. USF (11/19/08)  
 Career: 5 vs. Hampton (12/19/07), vs. USF (11/19/08)  
 ACC: 3 on three occasions

### FT ATTEMPTS

Season: 8 vs. USF (11/19/08)  
 Career: 8 vs. USF (11/19/08)  
 ACC: 4 on three occasions

### ASSISTS

Season: 3 vs. Longwood (12/17/08)  
 Career: 3 vs. Longwood (12/17/08)  
 ACC: 2 on four occasions

### TURNOVERS

Season: 4 at Duke (2/1/09)  
 Career: 4 at Duke (2/1/09)  
 ACC: 4 at Duke (2/1/09)

### BLOCKS

Season: 3 at Virginia Tech (1/10/09)  
 Career: 3 at Virginia Tech (1/10/09)  
 ACC: 3 at Virginia Tech (1/10/09)

### STEALS

Season: 2 at Minn. (12/2/08), vs. Brown (1/6/09)  
 Career: 2 on three occasions  
 ACC: 1 on eight occasions

### MINUTES

Season: 27 vs. USF (11/19/08)  
 Career: 30 at Wake Forest (2/9/08)  
 ACC: 30 at Wake Forest (2/9/08)

## 2008-09 GAME-BY-GAME:

Opponent	GP-GS	FG-FGA	3FG-3FGA	FT-FTA	Off-Def	Total	A	TO	Blk	Stl	PF	Min	Pts
VMI	1-0	6-8	0-1	2-4	0-3	3	0	2	1	0	2	17	14
USF	2-0	4-8	2-3	5-8	0-7	7	1	0	1	1	0	27	15
Radford	3-0	2-6	0-0	0-0	3-3	6	0	2	0	1	4	16	4
Liberty	4-0	0-0	0-0	0-0	1-0	1	0	1	0	0	0	6	0
at Syracuse	5-0	0-2	0-0	0-0	1-1	2	0	0	0	0	0	2	0
at Minnesota	6-0	4-8	4-8	0-0	1-3	4	0	1	0	2	3	22	12
Longwood	7-1	4-12	1-3	2-3	2-8	10	3	0	1	0	2	24	11
Auburn	8-2	0-2	0-1	0-0	0-1	1	0	0	1	0	2	9	0
Hampton	9-3	3-7	1-5	3-5	2-4	6	0	1	1	0	2	22	10
at Georgia Tech	10-3	6-7	3-3	0-0	0-6	6	2	2	0	0	4	24	15
Xavier	11-3	0-1	0-1	0-0	0-0	0	0	1	0	0	2	10	0
Brown	12-3	3-5	1-3	1-2	2-3	5	2	1	1	2	2	23	8
at Va. Tech	13-3	2-8	1-4	0-0	0-2	2	0	1	3	0	4	18	5
N. Carolina	14-3	5-13	0-4	2-2	2-3	5	1	0	2	1	2	26	12
at Maryland	15-3	7-12	4-6	3-3	2-1	3	0	1	1	1	1	26	21
Florida State	16-3	3-5	2-2	2-2	2-0	2	1	2	0	1	2	11	10
at Duke	17-3	0-3	0-0	0-0	1-2	3	0	4	0	0	2	21	0

## CAREER STATISTICS

Year	G-GS	Min-Avg.	FG-FGA	Pct.	3FG-3FGA	Pct.	FT-FTA	Pct.	Off-Def.	Reb-Avg.	PF-DQ	Ast	TO	Blk	Stl	Pts-Avg
2006-07	29-0	291-10.0	32-73	.438	21-43	.488	15-27	.556	16-44	60-2.1	39-0	3	19	6	3	100-3.4
ACC	13-0	113-8.7	15-32	.469	11-19	.579	8-13	.615	7-20	27-2.1	20-0	0	9	0	1	49-3.8
2007-08	31-3	483-15.6	57-133	.429	31-84	.369	17-24	.708	19-84	103-3.3	62-0	17	21	12	7	162-5.2
ACC	16-2	256-16.0	32-75	.427	18-45	.400	9-14	.643	14-44	58-3.6	26-0	11	11	3	4	91-5.7
2008-09	17-3	304-17.9	49-107	.458	19-44	.432	20-29	.690	19-47	66-3.9	34-0	10	19	12	9	137-8.1
ACC	6-0	126-21.0	23-48	.479	10-19	.526	7-7	1.000	7-14	21-3.5	15-0	4	10	6	3	63-10.5
<b>CAREER</b>	<b>77-6</b>	<b>1078-14.0</b>	<b>138-313</b>	<b>.441</b>	<b>71-171</b>	<b>.415</b>	<b>52-80</b>	<b>.650</b>	<b>54-175</b>	<b>229-3.0</b>	<b>135-0</b>	<b>30</b>	<b>59</b>	<b>30</b>	<b>19</b>	<b>399-5.2</b>
ACC	35-2	495-14.1	70-155	.452	39-83	.470	24-34	.706	28-78	106-3.0	61-0	15	30	9	8	203-5.8



# SAMMY ZEGLINSKI

# #13

Freshman • Guard • 6-0 • 179 • Philadelphia, Pa. • The William Penn Charter School

## 2008-09 SEASON:

- Has started the last 14 games
- Leads the team in 3-point field goals made (25), assists (61) and steals (26)
- Had eight points and five assists at Duke
- Had a career-high five steals vs. Florida State
- Had a career-high eight assists at Virginia Tech
- Scored 14 points vs. Brown
- Had eight points and six assists vs. Xavier
- Had nine points, a career-high six rebounds, and six assists at Ga. Tech
- Had 11 points, four assists and four steals vs. Hampton
- Had nine points and five assists (all in the second half) vs. Auburn
- Had 14 points, four rebounds and four assists vs. Longwood
- Had 10 points at Minnesota
- Had 14 points and four rebounds at Syracuse
- Scored a career-high 24 points (8-13 FG, 6-10 3FG) vs. Liberty in 1st career start
- Scored all 24 of his points vs. Liberty in the second half
- Had 11 points and five rebounds vs. Radford
- Had nine points, five rebounds and four assists vs. USF
- Had 11 points, six assists and four rebounds vs. VMI
- Had six assists and five rebounds in the exhibition vs. Shepherd

## 2008-09 GAME-BY-GAME:

Opponent	GP-GS	FG-FGA	3FG-3FGA	FT-FTA	Off-Def	Total	A	TO	Blk	Stl	PF	Min	Pts
VMI	1-0	4-9	1-2	2-5	0-4	4	6	3	1	2	4	31	11
USF	2-0	2-7	1-3	4-4	1-4	5	4	1	0	1	4	22	9
Radford	3-0	4-8	0-1	3-3	0-5	5	1	2	0	1	3	26	11
Liberty	4-1	8-13	6-10	2-3	0-2	2	4	5	0	2	0	31	24
at Syracuse	5-2	6-12	2-5	0-0	0-4	4	2	5	0	2	5	29	14
at Minnesota	6-3	4-8	2-5	0-0	1-0	1	2	5	0	0	3	27	10
Longwood	7-4	5-8	3-5	1-2	0-4	4	4	3	0	1	3	24	14
Auburn	8-5	4-14	1-8	0-0	0-1	1	5	1	0	1	3	26	9
Hampton	9-6	3-8	3-4	2-2	1-2	3	4	3	1	4	0	30	11
at Georgia Tech	10-7	3-10	3-9	0-0	1-5	6	6	3	0	1	3	39	9
Xavier	11-8	3-12	2-5	0-0	0-2	2	6	2	0	2	5	27	8
Brown	12-9	7-12	0-1	0-0	0-2	2	2	2	0	2	3	29	14
at Va. Tech	13-10	2-7	0-4	0-2	0-2	2	8	2	0	0	2	31	4
N. Carolina	14-11	1-8	1-6	0-0	1-1	2	1	4	0	0	3	26	3
at Maryland	15-12	0-4	0-3	0-0	0-0	0	1	3	0	0	3	19	0
Florida State	16-13	2-5	0-2	4-8	0-2	2	0	4	0	5	2	18	8
at Duke	17-14	4-9	0-3	0-0	1-1	2	5	3	0	2	2	32	8

## SINGLE GAME BESTS

### POINTS

Season: 24 vs. Liberty (11/25/08)  
 Career: 24 vs. Liberty (11/25/08)  
 ACC: 9 at Georgia Tech (12/28/08)

### REBOUNDS

Season: 6 at Georgia Tech (12/28/08)  
 Career: 6 at Georgia Tech (12/28/08)  
 ACC: 6 at Georgia Tech (12/28/08)

### FG MADE

Season: 8 vs. Liberty (11/25/08)  
 Career: 8 vs. Liberty (11/25/08)  
 ACC: 4 at Duke (2/1/09)

### FG ATTEMPTS

Season: 14 vs. Auburn (12/20/08)  
 Career: 14 vs. Auburn (12/20/08)  
 ACC: 10 at Georgia Tech (12/28/08)

### 3 PT FG MADE

Season: 6 vs. Liberty (11/25/08)  
 Career: 6 vs. Liberty (11/25/08)  
 ACC: 3 at Georgia Tech (12/28/08)

### 3 PT FG ATTEMPTS

Season: 10 vs. Liberty (11/25/08)  
 Career: 10 vs. Liberty (11/25/08)  
 ACC: 9 at Georgia Tech (12/28/08)

### FT MADE

Season: 4 vs. USF (11/19/08), vs. FSU (1/24/09)  
 Career: 4 vs. USF (11/19/08), vs. FSU (1/24/09)  
 ACC: 4 vs. Florida State (1/24/09)

### FT ATTEMPTS

Season: 8 vs. Florida State (1/24/09)  
 Career: 8 vs. Florida State (1/24/09)  
 ACC: 8 vs. Florida State (1/24/09)

### ASSISTS

Season: 8 at Virginia Tech (1/10/09)  
 Career: 8 at Virginia Tech (1/10/09)  
 ACC: 8 at Virginia Tech (1/10/09)

### TURNOVERS

Season: 5 on three occasions  
 Career: 5 on three occasions  
 ACC: 4 vs. UNC (1/15/09), vs. FSU (1/24/09)

### BLOCKS

Season: 1 vs. VMI (11/16/08), vs. Hampton (12/23/08)  
 Career: 1 on three occasions  
 ACC: --

### STEALS

Season: 5 vs. Florida State (1/24/09)  
 Career: 5 vs. Florida State (1/24/09)  
 ACC: 5 vs. Florida State (1/24/09)

### MINUTES

Season: 39 at Georgia Tech (12/28/08)  
 Career: 39 at Georgia Tech (12/28/08)  
 ACC: 39 at Georgia Tech (12/28/08)

## CAREER STATISTICS

Year	G-GS	Min-Avg.	FG-FGA	Pct.	3FG-3FGA	Pct.	FT-FTA	Pct.	Off-Def.	Reb-Avg.	PF-DQ	Ast	TO	Blk	Stl	Pts-Avg
2007-08	8-0	62-7.8	3-12	.250	1-7	.143	0-2	.000	3-6	9-1.1	8-0	15	9	1	3	7-0.9
ACC	0-0															
2008-09	17-14	467-27.5	62-154	.403	25-76	.329	18-29	.621	6-41	47-2.8	48-2	61	51	2	26	167-9.8
ACC	6-6	165-27.5	12-43	.279	4-27	.148	4-10	.400	3-11	14-2.3	15-0	21	19	0	8	32-5.3
<b>CAREER</b>	<b>25-14</b>	<b>529-21.2</b>	<b>65-166</b>	<b>.392</b>	<b>26-83</b>	<b>.313</b>	<b>18-31</b>	<b>.581</b>	<b>9-47</b>	<b>56-2.2</b>	<b>56-2</b>	<b>76</b>	<b>60</b>	<b>3</b>	<b>29</b>	<b>174-7.0</b>
ACC	6-6	165-27.5	12-43	.279	4-27	.148	4-10	.400	3-11	14-2.3	15-0	21	19	0	8	32-5.3



# 2008-09 VIRGINIA BASKETBALL

## VIRGINIA TEAM AND INDIVIDUAL HIGHS FOR THE 2008-09 SEASON:

TEAM			INDIVIDUAL		
Points:	107	vs. VMI (107-97)	Points:	28	Sylven Landesberg vs. VMI
FG Att:	82	vs. UNC (25-82)	FG Att:	18	Sylven Landesberg at Georgia Tech
FG Made:	43	vs. VMI (43-79)	FG Made:	10	Sylven Landesberg vs. VMI
FG %:	54.4	vs. VMI (43-79)	FG % <sup>(1)</sup> :	85.7	Jamil Tucker (6-7) at Georgia Tech
3-FG Att:	32	vs. Liberty (13-32)	3-FG Att:	10	Sammy Zeglinski (6-10) vs. Liberty
3-FG Made:	13	vs. Liberty (13-32)	3-FG Made:	6	Sammy Zeglinski (6-10) vs. Liberty
3-FG %:	41.2	at Virginia Tech (7-17)	3-FG % <sup>(2)</sup> :	100.0	Jamil Tucker (3-3) at Georgia Tech
FT Att:	30	vs. Florida St. (24-30)	FT Att:	14	Sylven Landesberg (10-14) vs. Auburn
					Sylven Landesberg (14-14) vs. Florida State
FT Made:	24	vs. Florida St. (24-30)	FT Made:	14	Sylven Landesberg (14-14) vs. Florida State
FT %:	85.7	at Maryland (18-21)	FT % <sup>(1)</sup> :	100.0	Sylven Landesberg (14-14) vs. Florida State
Rebounds:	50	vs. VMI, vs. UNC	Rebounds:	18	Mike Scott vs. VMI
Assists:	24	vs. VMI	Assists:	8	Sylven Landesberg vs. VMI
					Sammy Zeglinski at Virginia Tech
Turnovers:	23	at Duke	Turnovers:	6	Sylven Landesberg vs. Longwood
					Sylven Landesberg at Virginia Tech
					Sylven Landesberg vs. Florida State
Blocks:	10	vs. Hampton, at VT	Blocks:	4	Assane Sene vs. Auburn
					Assane Sene at Virginia Tech
Steals:	12	vs. VMI, vs. FSU	Steals:	5	Sammy Zeglinski vs. Florida State
Fouls:	28	at Georgia Tech			

## OPPONENT TEAM AND INDIVIDUAL HIGHS FOR THE 2008-09 SEASON:

TEAM			INDIVIDUAL		
Points:	97	VMI (107-97)	Points:	31	Chavis Holmes, VMI
FG Att:	79	VMI (37-79)	FG Att:	23	Dominique Jones (10-23), USF
FG Made:	37	VMI (37-79)	FG Made:	11	Chavis Holmes (11-20), VMI
FG %:	56.6	Liberty (30-53)	FG % <sup>(1)</sup> :	83.3	Colton Iverson (5-6), at Minnesota
3-FG Att:	31	VMI (9-31)	3-FG Att:	10	Tay Waller (2-10), Auburn
					Lewis Clinch (3-10), at Georgia Tech
3-FG Made:	13	Liberty (13-26)	3-FG Made:	6	Kyle Ohman (6-8), Liberty
3-FG %:	53.3	Florida State (8-15)	3-FG % <sup>(2)</sup> :	100.0	Ty Lawson (3-3), North Carolina
FT Att:	38	at Syracuse (27-38)	FT Att:	17	Tyler Hansbrough (15-17), North Carolina
FT Made:	27	at Syracuse (27-38)	FT Made:	15	Tyler Hansbrough (15-17), North Carolina
FT %:	93.3	VMI (14-15)	FT % <sup>(1)</sup> :	100.0	Landon Milbourne (7-7), at Maryland
Rebounds:	50	at Georgia Tech	Rebounds:	13	Korvotney Barber, Auburn
Assists:	21	Liberty, UNC	Assists:	11	Eric Hayes, at Maryland
Turnovers:	22	Florida State	Turnovers:	7	Iman Shumpert, at Georgia Tech
Blocks:	10	Radford, UNC	Blocks:	6	Eric Hall, Radford
Steals:	15	VMI	Steals:	5	Al Nolen, at Minnesota
Fouls:	28	VMI			

## VIRGINIA AND OPPONENT TEAM LOWS FOR THE 2008-09 SEASON:

VIRGINIA			OPPONENT		
Points:	54	at Duke (54-79)	Points:	48	Hampton (74-48)
FG Att:	48	vs. Florida State (17-48)	FG Att:	45	at Syracuse (21-45)
FG Made:	16	at Minnesota (16-51)	FG Made:	18	Brown (18-51)
FG %:	30.5	vs. N.Carolina (25-82)	FG %:	28.8	Hampton (19-66)
3-FG Att:	9	vs. Radford (1-9)	3-FG Att:	10	at Virginia Tech (5-10), at Maryland (5-10)
3-FG Made:	1	vs. Radford (1-9)	3-FG Made:	4	Radford (4-12)
					at Syracuse (4-13)
3-FG %:	11.1	vs. Radford (1-9)	3-FG %:	22.2	Auburn (6-27)
FT Att:	9	vs. North Carolina (7-9)	FT Att:	9	Brown (7-9)
FT Made:	7	vs. North Carolina (7-9)	FT Made:	5	Hampton (5-12)
FT %:	61.9	vs. Brown (13-21)	FT %:	41.7	Hampton (5-12)
Rebounds:	25	vs. Florida State	Rebounds:	23	Liberty, Longwood
Assists:	4	vs. Radford	Assists:	7	Radford
Turnovers:	7	vs. Brown	Turnovers:	9	North Carolina, at Duke
Blocks:	1	vs. Liberty	Blocks:	0	Liberty
Steals:	2	vs. Longwood, at Ga. Tech	Steals:	2	USF
Fouls:	12	vs. Hampton	Fouls:	9	North Carolina

(1) - Min. 5 made; (2) Min. 3 made



# 2008-09 VIRGINIA BASKETBALL

## THE CAVALIERS' RECORD IN 2008-09 WHEN UVa:

leads at halftime.....	5-1
trails at halftime.....	1-9
tied at halftime.....	1-0
goes into overtime.....	1-0
leads by 10 or more points.....	5-1
trails by 10 or more points.....	0-8
shoots 50% or better.....	2-1
shoots less than 50%.....	5-9
shoots less than 45%.....	4-7
shoots less than 40%.....	1-5
opponent shoots 50% or better.....	0-3
opponent shoots less than 50%.....	7-7
opponent shoots less than 45%.....	5-5
opponent shoots less than 40%.....	4-1
has higher FG% than opponent.....	5-2
has lower FG% than opponent.....	2-8
has same FG% as opponent.....	0-0
outrebounds its opponent.....	5-6
is outrebounded by opponent.....	1-4
has same rebounds as opponent.....	1-0
has more offensive rebounds than opponent.....	5-5
has fewer offensive rebounds than opponent.....	2-5
has same offensive rebounds as opponent.....	0-0
has fewer turnovers than opponent.....	4-2
has more turnovers than opponent.....	3-7
has same turnovers as opponent.....	0-1
has fewer than 10 turnovers.....	1-0
opponent has fewer than 10 turnovers.....	0-2
shoots more FTs than opponent.....	5-3
shoots fewer FTs than opponent.....	2-7
shoots the same FTs as opponent.....	0-0
has game decided by 10 points or less.....	4-6
has game decided by 5 points or less.....	3-4
scores <60 points.....	0-3
scores 60-69 points.....	1-2
scores 70-79 points.....	3-4
scores 80-89 points.....	1-1
scores 90+ points.....	2-0
allows <60 points.....	2-1
allows 60-69 points.....	2-1
allows 70-79 points.....	1-4
allows 80-89 points.....	1-4
allows 90+ points.....	1-0
wins the tip.....	7-1
loses the tip.....	0-9

## VIRGINIA IN ITS 7 WINS:

UVa's FG percentage.....	45.2 (212-469)
UVa's FT percentage.....	71.9 (120-167)
UVa's 3FG percentage.....	28.6 (34-119)
UVa's offensive rebounds /game.....	15.7 (110)
UVa's rebounds/game.....	44.4 (311)
UVa's rebound margin/game.....	+8.3 (44.4-36.1)
UVa's assists/game.....	13.4 (94)
UVa's turnovers/game.....	13.4 (94)
UVa's points/game.....	82.6 (578)
Opponent's FG percentage.....	40.4 (186-460)
Opponent's points./game.....	68.7 (481)
Opponent's turnovers/game.....	14.9 (104)
Opponent's FT attempts/game.....	16.7 (117)

## VIRGINIA IN ITS 10 LOSSES:

UVa's FG percentage.....	39.9 (231-579)
UVa's FT percentage.....	77.1 (145-188)
UVa's 3FG percentage.....	30.2 (57-189)
UVa's offensive rebounds /game.....	11.9 (119)
UVa's rebounds/game.....	35.2 (352)
UVa's rebound margin/game.....	+0.7 (35.2-34.5)
UVa's assists/game.....	12.0 (120)
UVa's turnovers/game.....	15.7 (157)
UVa's points/game.....	66.4 (664)
Opponent's FG percentage.....	45.7 (266-582)
Opponent's points./game.....	76.4 (764)
Opponent's turnovers/game.....	12.4 (124)
Opponent's FT attempts/game.....	22.3 (223)



# 2008-09 VIRGINIA BASKETBALL

## VIRGINIA'S LEADING PERFORMERS IN 2008-09 ...

OPPONENT	SCORE	POINTS	REBOUNDS	ASSISTS
VMI	107-97	Landesberg (28)	Scott (18)	Landesberg (8)
USF	77-75	Landesberg (21)	Tucker (7)	Zeglinski (4)
Radford	68-66	Landesberg (22)	Tucker (6)	Four players (1)
Liberty	82-86	Zeglinski (24)	Scott (17)	Baker (5)
at Syracuse	70-73	Landesberg (16)	Scott (10)	Scott (4)
at Minnesota	56-66	Tucker (12)	Landesberg (6), Scott (6)	Five Players (2)
Longwood	90-61	Landesberg (20)	Tucker (10)	Zeglinski (4)
Auburn	56-58	Landesberg (22)	Sene (9)	Zeglinski (5)
Hampton	74-48	Scott (17)	Scott (15)	Zeglinski (4)
at Georgia Tech	88-84 (ot)	Landesberg (26)	Scott (10)	Zeglinski (6)
Xavier	70-84	Landesberg (25)	Sene (11)	Zeglinski (6)
Brown	74-50	Scott (15)	Scott (10)	Baker (3)
at Virginia Tech	75-78	Landesberg (20)	Sene (8), Landesberg (8)	Zeglinski (8)
North Carolina	61-83	Tucker (12)	Sene (10)	Farrakhan (4)
at Maryland	78-84	Tucker (21)	Landesberg (11)	Landesberg (3), Baker (3)
Florida State	62-73	Landesberg (24)	Landesberg (6)	Baker (3)
at Duke	54-79	Landesberg (20)	Jones (5)	Zeglinski (5)

## ADDITIONAL TEAM INFORMATION ...

Led in scoring:	Landesberg (11), Tucker (3), Scott (2), Zeglinski (1)
Led in rebounding:	Scott (7), Landesberg (4), Sene (4), Tucker (3), Jones (1)
Led in assists:	Zeglinski (10), Baker (6), Landesberg (3), Scott (3), Farrakhan (2), Diane (1)
20-point or more games (13):	Landesberg (10), Scott (1), Tucker (1), Zeglinski (1)
Double figure scoring (55):	Landesberg (13), Scott (11), Tucker (9), Zeglinski (8), Baker (6), Farrakhan (4), Diane (2), Jones (1), Meynsse (1)
Double figure rebounds (11):	Scott (7), Sene (2), Landesberg (1), Tucker (1)
Double-doubles (7):	Scott (6), Tucker (1)
Largest halftime lead:	15 vs. Longwood, Dec. 17 (42-27)
Largest halftime deficit:	22 at Duke, Feb. 1 (21-43)
Largest halftime deficit overcome in a victory:	2 vs. Radford, Nov. 21 (27-29)
Largest halftime lead surrendered in a loss:	11 at Syracuse, Nov. 28 (40-29)
Largest deficit overcome in a victory:	8 vs. USF, Nov. 19 (USF led 10-2 @ 14:59 1st half)
Largest lead surrendered in a loss:	13 at Syracuse, Nov. 28 (UVA led 40-27 @ 0:30 1st half)
Largest deficit at any time:	28 vs. Xavier, Jan. 3 (XU led 60-32 @ 13:00 2nd half)
Largest lead at any time:	29 vs. Longwood, Dec. 17 (UVA led 90-61 @ 0:31 2nd half)
Most consecutive points scored:	16 vs. Longwood
Most consecutive points allowed:	19 by Xavier

**The Automated ScoreBook**  
**Virginia Season Schedule/Results & Leaders (as of Feb 01, 2009)**  
**All games**

<b>RECORD:</b>	<b>OVERALL</b>	<b>HOME</b>	<b>AWAY</b>	<b>NEUTRAL</b>
ALL GAMES	7-10	6-5	1-5	0-0
CONFERENCE	1-5	0-2	1-3	0-0
NON-CONFERENCE	6-5	6-3	0-2	0-0

<b>Date</b>	<b>Opponent</b>	<b>Score</b>	<b>Att.</b>	<b>High Points</b>	<b>High Rebounds</b>
11/16/08	VMI	W 107-97	9955	(28)Sylvn Landesberg	(18)Mike Scott
11/19/08	USF	W 77-75	8810	(21)Sylvn Landesberg	(7)Jamil Tucker
11/21/08	RADFORD	W 68-66	10311	(22)Sylvn Landesberg	(6)Jamil Tucker
11/25/08	LIBERTY	82-86 L	9263	(24)Sammy Zeglinski	(17)Mike Scott
11/28/08	at Syracuse	70-73 L	22096	(16)Sylvn Landesberg	(10)Mike Scott
12/02/08	at Minnesota	56-66 L	12424	(12)Jamil Tucker	(6)Sylvn Landesberg (6)Mike Scott
12/17/08	LONGWOOD	W 90-61	8543	(20)Sylvn Landesberg	(10)Jamil Tucker
12/20/08	AUBURN	56-58 L	11070	(22)Sylvn Landesberg	(9)Assane Sene
12/23/08	HAMPTON	W 74-48	9158	(17)Mike Scott	(15)Mike Scott
12/28/08	*at Georgia Tech	WOT 88-84	7230	(26)Sylvn Landesberg	(10)Mike Scott
01/03/09	XAVIER	70-84 L	10174	(25)Sylvn Landesberg	(11)Assane Sene
01/06/09	BROWN	W 74-50	8357	(15)Mike Scott	(10)Mike Scott
01/10/09	*at Virginia Tech	75-78 L	9847	(20)Sylvn Landesberg	(8)Sylvn Landesberg (8)Assane Sene
01/15/09	*NORTH CAROLINA	61-83 L	13811	(12)Jamil Tucker	(10)Assane Sene
01/20/09	*at Maryland	78-84 L	16205	(21)Jamil Tucker	(11)Sylvn Landesberg
01/24/09	*FLORIDA STATE	62-73 L	10981	(24)Sylvn Landesberg	(6)Sylvn Landesberg
2/1/09	*at Duke	54-79 L	9314	(20)Sylvn Landesberg	(5)Jeff Jones

\* - Conference game

<b>Attendance Summary</b>	<b>Games</b>	<b>Attend</b>	<b>Avg/Game</b>
Home	11	110433	10039
Away	6	77116	12853
Neutral	0	0	0
Total	17	187549	11032



**The Automated ScoreBook**  
**Virginia Points-Rebounds-Assists (as of Feb 01, 2009)**  
**All games**

Opponent	Date	Score		02	04	05	12	13	15	21
				FARRAKHAN	BAKER,CALV	SENE,ASSAN	TUCKER,JAM	ZEGLINSKI,	LANDESBER	SOROYE,TUN
VMI	11/16/08	107-97	w	2-0-0	4-5-7	DNP	14-3-0	11-4-6	28-8-8	DNP
USF	11/19/08	77-75	w	0-0-0	3-1-2	DNP	15-7-1	9-5-4	21-4-0	3-6-0
RADFORD	11/21/08	68-66	w	0-1-0	9-0-1	DNP	4-6-0	11-5-1	22-4-0	8-5-0
LIBERTY	11/25/08	82-86	L	5-0-1	15-3-5	DNP	0-1-0	24-2-4	17-9-2	DNP
at Syracuse	11/28/08	70-73	L	2-0-0	14-3-3	1-1-1	0-2-0	14-4-2	16-3-3	0-1-0
at Minnesota	12/02/08	56-66	L	4-2-2	9-2-2	2-4-0	12-4-0	10-1-2	10-6-2	DNP
LONGWOOD	12/17/08	90-61	w	5-0-0	14-6-3	6-5-1	11-10-3	14-4-4	20-9-1	DNP
AUBURN	12/20/08	56-58	L	DNP	9-4-4	2-9-2	0-1-0	9-1-5	22-6-1	DNP
HAMPTON	12/23/08	74-48	w	10-1-2	5-3-3	2-6-0	10-6-0	11-3-4	9-3-3	2-1-1
at Georgia Tech	12/28/08	88-84	w	12-1-1	13-5-0	2-1-0	15-6-2	9-6-6	26-6-5	0-0-0
XAVIER	01/03/09	70-84	L	5-1-0	0-1-0	6-11-1	0-0-0	8-2-6	25-7-4	0-0-0
BROWN	01/06/09	74-50	w	9-1-1	0-2-3	6-3-1	8-5-2	14-2-2	4-5-0	DNP
at Virginia Tech	01/10/09	75-78	L	17-0-0	3-1-2	6-8-0	5-2-0	4-2-8	20-8-5	0-1-0
NORTH CAROLINA	01/15/09	61-83	L	10-1-4	11-1-2	2-10-0	12-5-1	3-2-1	2-4-1	DNP
at Maryland	01/20/09	78-84	L	2-1-1	16-0-3	4-7-0	21-3-0	0-0-1	7-11-3	DNP
FLORIDA STATE	01/24/09	62-73	L	0-1-0	6-4-3	0-1-0	10-2-1	8-2-0	24-6-2	0-0-0
at Duke	2/1/09	54-79	L	2-1-1	3-2-1	4-2-0	0-3-0	8-2-5	20-2-1	DNP

Opponent	Date	Score		22	23	24	25	32	45	55
				SHERRILL,W	JONES,JEFF	DIANE,MAMA	BRANDENBU	SCOTT,MIKE	TAT,SOLOMO	MEYINSSE,J
VMI	11/16/08	107-97	w	DNP	8-3-2	14-7-1	DNP	26-18-0	DNP	DNP
USF	11/19/08	77-75	w	DNP	3-0-1	13-3-1	DNP	10-6-1	DNP	0-0-0
RADFORD	11/21/08	68-66	w	0-3-0	6-2-0	3-5-1	0-1-0	5-5-1	0-0-0	0-0-0
LIBERTY	11/25/08	82-86	L	DNP	10-1-3	0-2-2	DNP	9-17-1	0-0-0	2-1-0
at Syracuse	11/28/08	70-73	L	DNP	3-2-1	0-2-0	DNP	10-10-4	DNP	10-8-0
at Minnesota	12/02/08	56-66	L	DNP	DNP	4-1-1	DNP	0-6-2	DNP	5-5-0
LONGWOOD	12/17/08	90-61	w	0-0-0	7-3-0	3-1-0	2-1-0	8-6-0	DNP	0-1-0
AUBURN	12/20/08	56-58	L	DNP	5-1-1	0-0-0	DNP	9-3-0	DNP	0-1-0
HAMPTON	12/23/08	74-48	w	0-0-1	2-1-1	4-3-0	2-2-0	17-15-1	DNP	0-0-0
at Georgia Tech	12/28/08	88-84	w	DNP	0-0-0	0-1-1	DNP	11-10-1	DNP	0-2-0
XAVIER	01/03/09	70-84	L	DNP	1-0-0	7-2-0	DNP	16-5-0	2-2-1	0-0-0
BROWN	01/06/09	74-50	w	0-0-0	3-3-0	7-1-1	2-1-0	15-10-0	2-1-1	4-3-1
at Virginia Tech	01/10/09	75-78	L	DNP	DNP	4-2-0	DNP	16-6-0	DNP	0-0-0
NORTH CAROLINA	01/15/09	61-83	L	0-0-0	6-4-0	4-5-0	0-0-0	11-7-0	0-0-0	0-1-0
at Maryland	01/20/09	78-84	L	DNP	0-0-0	9-1-2	0-0-0	16-10-0	0-0-0	3-1-0
FLORIDA STATE	01/24/09	62-73	L	DNP	8-1-0	3-1-1	DNP	2-4-1	DNP	1-2-0
at Duke	2/1/09	54-79	L	0-0-0	3-5-2	0-2-0	DNP	10-4-0	0-2-0	4-2-0

**The Automated ScoreBook**  
**Virginia Team Game-by-Game Comparison (as of Feb 01, 2009)**  
**All games**

Opponent	1st	2nd	Score	Mar	Total FG	FG Pct	3-Pointers	3FG Pct	Free Throws	FT Pct	Rebounds	Assist	T/Over	Block	Steal	Fouls
VMI	51/45	56/52	107-97	+10	43-79/37-79	.544/.468	3-16/9-31	.188/.290	18-28/14-15	.643/.933	50/35 +15	24/17	20/19	4/3	12/15	14/28
USF	34/34	43/41	77-75	+2	27-67/32-65	.403/.492	5-19/5-15	.263/.333	18-28/6-12	.643/.500	39/39 -	10/13	10/14	3/4	8/2	15/19
RADFORD	27/29	41/37	68-66	+2	24-65/24-62	.369/.387	1-9/4-12	.111/.333	19-24/14-25	.792/.560	43/40 +3	4/7	14/15	3/10	6/3	24/25
LIBERTY	32/35	50/51	82-86	(4)	27-58/30-53	.466/.566	13-32/13-26	.406/.500	15-19/13-20	.789/.650	37/23 +14	18/21	14/11	1/0	5/5	18/17
Syracuse	40/29	30/44	70-73	(3)	27-64/21-45	.422/.467	4-14/4-13	.286/.308	12-17/27-38	.706/.711	38/33 +5	14/15	12/15	2/9	10/6	27/15
Minnesota	29/32	27/34	56-66	(10)	16-51/22-53	.314/.415	6-20/6-24	.300/.250	18-22/16-21	.818/.762	40/32 +8	11/15	19/12	2/7	5/10	20/15
LONGWOOD	42/27	48/34	90-61	+29	33-64/25-65	.516/.385	6-16/5-22	.375/.227	18-24/6-11	.750/.545	49/23 +26	12/12	17/13	5/5	2/6	14/21
AUBURN	21/32	35/26	56-58	(2)	18-49/22-64	.367/.344	5-18/6-27	.278/.222	15-21/8-15	.714/.533	30/44 (14)	13/9	12/12	6/4	8/6	14/17
HAMPTON	38/27	36/21	74-48	+26	25-62/19-66	.403/.288	7-23/5-22	.304/.227	17-20/5-12	.850/.417	47/37 +10	16/11	13/14	10/7	6/6	12/18
Georgia Tech	44/37	30/37	88-84	+4	31-70/31-72	.443/.431	9-23/6-18	.391/.333	17-22/16-33	.773/.485	42/50 (8)	16/11	13/12	6/4	2/7	28/21
XAVIER	26/42	44/42	70-84	(14)	24-64/29-65	.375/.446	5-15/9-22	.333/.409	17-21/17-25	.810/.680	35/44 (9)	12/15	12/10	3/5	4/4	23/19
BROWN	39/29	35/21	74-50	+24	29-62/18-51	.468/.353	3-13/7-17	.231/.412	13-21/7-9	.619/.778	41/29 +12	12/12	7/17	6/4	9/5	15/14
Virginia Tech	33/40	42/38	75-78	(3)	29-55/28-63	.527/.444	7-17/5-10	.412/.500	10-15/17-25	.667/.680	33/32 +1	15/12	17/11	10/3	3/7	23/15
NORTH CAROLINA	36/50	25/33	61-83	(22)	25-82/27-64	.305/.422	4-27/5-14	.148/.357	7-9/24-28	.778/.857	50/47 +3	9/21	10/9	6/10	4/3	17/9
Maryland	30/45	48/39	78-84	(6)	27-59/29-54	.458/.537	6-20/5-10	.300/.500	18-21/21-24	.857/.875	35/25 +10	10/20	19/13	2/3	3/11	21/16
FLORIDA STATE	16/30	46/43	62-73	(11)	17-48/27-54	.354/.500	4-14/8-15	.286/.533	24-30/11-13	.800/.846	25/31 (6)	8/16	19/22	4/4	12/9	13/22
Duke	21/43	33/36	54-79	(25)	21-49/31-67	.429/.463	3-12/9-27	.250/.333	9-13/8-14	.692/.571	29/34 (5)	10/15	23/9	3/3	4/9	18/17

Note: Game totals are displayed in the format TEAM/OPPONENT for each category

**The Automated ScoreBook**  
**Virginia Game-by-Game Highs (as of Feb 01, 2009)**  
**All games**

Opponent	Date	Score	Points	Rebounds	Assists	Steals	Blocked shots
VMI	11/16/08	107-97	28-Sylvan Landesberg	18-Mike Scott	8-Sylvan Landesberg	4-Calvin Baker	1-Sammy Zeglinski Mamadi Diane Jamil Tucker Jeff Jones
USF	11/19/08	77-75	21-Sylvan Landesberg	7-Jamil Tucker	4-Sammy Zeglinski	3-Sylvan Landesberg	2-Tunji Soroye
RADFORD	11/21/08	68-66	22-Sylvan Landesberg	6-Jamil Tucker	1-Sammy Zeglinski Calvin Baker Mamadi Diane Mike Scott	2-Tunji Soroye	2-Tunji Soroye
LIBERTY	11/25/08	82-86	24-Sammy Zeglinski	17-Mike Scott	5-Calvin Baker	2-Jeff Jones Sammy Zeglinski	1-Mamadi Diane
at Syracuse	11/28/08	70-73	16-Sylvan Landesberg	10-Mike Scott	4-Mike Scott	4-Calvin Baker	1-Jerome Meyinsse Assane Sene
at Minnesota	12/02/08	56-66	12-Jamil Tucker	6-Mike Scott Sylvan Landesberg	2-Sammy Zeglinski Mike Scott Sylvan Landesberg Mustapha Farrakhan Calvin Baker	2-Mustapha Farrakhan Jamil Tucker	1-Mamadi Diane Jerome Meyinsse
LONGWOOD	12/17/08	90-61	20-Sylvan Landesberg	10-Jamil Tucker	4-Sammy Zeglinski	1-Calvin Baker Sammy Zeglinski	2-Assane Sene
AUBURN	12/20/08	56-58	22-Sylvan Landesberg	9-Assane Sene	5-Sammy Zeglinski	3-Mike Scott	4-Assane Sene
HAMPTON	12/23/08	74-48	17-Mike Scott	15-Mike Scott	4-Sammy Zeglinski	4-Sammy Zeglinski	2-Mike Scott Jerome Meyinsse Assane Sene Tunji Soroye
at Georgia Tech	12/28/08	88-84	26-Sylvan Landesberg	10-Mike Scott	6-Sammy Zeglinski	1-Calvin Baker Sammy Zeglinski	2-Mike Scott Jerome Meyinsse Assane Sene
XAVIER	01/03/09	70-84	25-Sylvan Landesberg	11-Assane Sene	6-Sammy Zeglinski	2-Sammy Zeglinski	2-Assane Sene
BROWN	01/06/09	74-50	15-Mike Scott	10-Mike Scott	3-Calvin Baker	2-Sammy Zeglinski Jamil Tucker Calvin Baker	3-Assane Sene
at Virginia Tech	01/10/09	75-78	20-Sylvan Landesberg	8-Assane Sene Sylvan Landesberg	8-Sammy Zeglinski	1-Sylvan Landesberg Mamadi Diane Jerome Meyinsse	4-Assane Sene
NORTH CAROLINA	01/15/09	61-83	12-Jamil Tucker	10-Assane Sene	4-Mustapha Farrakhan	2-Calvin Baker	2-Jamil Tucker Mustapha Farrakhan
at Maryland	01/20/09	78-84	21-Jamil Tucker	11-Sylvan Landesberg	3-Calvin Baker Sylvan Landesberg	1-Mamadi Diane Jamil Tucker Mike Scott	1-Mamadi Diane Jamil Tucker
FLORIDA STATE	01/24/09	62-73	24-Sylvan Landesberg	6-Sylvan Landesberg	3-Calvin Baker	5-Sammy Zeglinski	3-Assane Sene
at Duke	2/1/09	54-79	20-Sylvan Landesberg	5-Jeff Jones	5-Sammy Zeglinski	2-Sammy Zeglinski	2-Mamadi Diane

**The Automated ScoreBook**  
**Virginia Team Game-by-Game (as of Feb 01, 2009)**  
**All games**

TEAM STATISTICS

Opponent	Date	Score		Total		3-Pointers		Free throws		Rebounds				pf	a	t/o	blk	stl	pts	avg
				fg-fga	pct	3fg-fga	pct	ft-fta	pct	off	def	tot	avg							
VMI	11/16/08	107-97	W	43-79	.544	3-16	.188	18-28	.643	23	27	50	50.0	14	24	20	4	12	107	107.0
USF	11/19/08	77-75	W	27-67	.403	5-19	.263	18-28	.643	17	22	39	44.5	15	10	10	3	8	77	92.0
RADFORD	11/21/08	68-66	W	24-65	.369	1-9	.111	19-24	.792	16	27	43	44.0	24	4	14	3	6	68	84.0
LIBERTY	11/25/08	82-86	L	27-58	.466	13-32	.406	15-19	.789	11	26	37	42.2	18	18	14	1	5	82	83.5
at Syracuse	11/28/08	70-73	L	27-64	.422	4-14	.286	12-17	.706	13	25	38	41.4	27	14	12	2	10	70	80.8
at Minnesota	12/02/08	56-66	L	16-51	.314	6-20	.300	18-22	.818	14	26	40	41.2	20	11	19	2	5	56	76.7
LONGWOOD	12/17/08	90-61	W	33-64	.516	6-16	.375	18-24	.750	13	36	49	42.3	14	12	17	5	2	90	78.6
AUBURN	12/20/08	56-58	L	18-49	.367	5-18	.278	15-21	.714	2	28	30	40.8	14	13	12	6	8	56	75.8
HAMPTON	12/23/08	74-48	W	25-62	.403	7-23	.304	17-20	.850	16	31	47	41.4	12	16	13	10	6	74	75.6
at Georgia Tech	12/28/08	88-84	Wot	31-70	.443	9-23	.391	17-22	.773	11	31	42	41.5	28	16	13	6	2	88	76.8
XAVIER	01/03/09	70-84	L	24-64	.375	5-15	.333	17-21	.810	12	23	35	40.9	23	12	12	3	4	70	76.2
BROWN	01/06/09	74-50	W	29-62	.468	3-13	.231	13-21	.619	14	27	41	40.9	15	12	7	6	9	74	76.0
at Virginia Tech	01/10/09	75-78	L	29-55	.527	7-17	.412	10-15	.667	7	26	33	40.3	23	15	17	10	3	75	75.9
NORTH CAROLINA	01/15/09	61-83	L	25-82	.305	4-27	.148	7-9	.778	24	26	50	41.0	17	9	10	6	4	61	74.9
at Maryland	01/20/09	78-84	L	27-59	.458	6-20	.300	18-21	.857	16	19	35	40.6	21	10	19	2	3	78	75.1
FLORIDA STATE	01/24/09	62-73	L	17-48	.354	4-14	.286	24-30	.800	12	13	25	39.6	13	8	19	4	12	62	74.2
at Duke	2/1/09	54-79	L	21-49	.429	3-12	.250	9-13	.692	8	21	29	39.0	18	10	23	3	4	54	73.1
Virginia		1242		443-1048	.423	91-308	.295	265-355	.746	229	434	663	39.0	316	214	251	76	103	1242	73.1
Opponents		1245		452-1042	.434	111-325	.342	230-340	.676	199	399	598	35.2	308	242	228	85	114	1245	73.2

Games played: 17  
Points/game: 73.1  
FG Pct: 42.3  
3FG Pct: 29.5  
FT Pct: 74.6

Rebounds/game: 39.0  
Assists/game: 12.6  
Turnovers/game: 14.8  
Assist/turnover ratio: 0.9  
Steals/game: 6.1  
Blocks/game: 4.5

**The Automated ScoreBook**  
**Virginia Overall Team Statistics (as of Feb 01, 2009)**  
**All games**

<b>TEAM STATISTICS</b>	<b>VA</b>	<b>OPP</b>
<b>SCORING</b>	1242	1245
Points per game	73.1	73.2
Scoring margin	-0.2	-
<b>FIELD GOALS-ATT</b>	443-1048	452-1042
Field goal pct	.423	.434
<b>3 POINT FG-ATT</b>	91-308	111-325
3-point FG pct	.295	.342
3-pt FG made per game	5.4	6.5
<b>FREE THROWS-ATT</b>	265-355	230-340
Free throw pct	.746	.676
F-Throws made per game	15.6	13.5
<b>REBOUNDS</b>	663	598
Rebounds per game	39.0	35.2
Rebounding margin	+3.8	-
<b>ASSISTS</b>	214	242
Assists per game	12.6	14.2
<b>TURNOVERS</b>	251	228
Turnovers per game	14.8	13.4
Turnover margin	-1.4	-
Assist/turnover ratio	0.9	1.1
<b>STEALS</b>	103	114
Steals per game	6.1	6.7
<b>BLOCKS</b>	76	85
Blocks per game	4.5	5.0
<b>WINNING STREAK</b>	0	-
Home win streak	0	-
<b>ATTENDANCE</b>	110433	77116
Home games-Avg/Game	11-10039	6-12853
Neutral site-Avg/Game	-	0-0

<b>Score by Periods</b>	<b>1st</b>	<b>2nd</b>	<b>OT</b>	<b>Totals</b>
Virginia	559	669	14	1242
Opponents	606	629	10	1245

**The Automated ScoreBook**  
**Virginia Season Box Score (as of Feb 01, 2009)**  
**All games**

<b>RECORD:</b>	<b>OVERALL</b>	<b>HOME</b>	<b>AWAY</b>	<b>NEUTRAL</b>
ALL GAMES	7-10	6-5	1-5	0-0
CONFERENCE	1-5	0-2	1-3	0-0
NON-CONFERENCE	6-5	6-3	0-2	0-0

#	Player	gp-gs	min	Total			3-Point		F-Throw		Rebounds								pts	avg		
				avg	fg-fga	fg%	3fg-fga	3fg%	ft-fa	ft%	off	def	tot	avg	pf	dq	a	to			blk	stl
15	Sylvén Landesberg	17-16	550	32.4	91-194	.469	7-27	.259	104-123	.846	28	73	101	5.9	28	1	41	46	2	13	293	17.2
	Conference-Only...	6-6	200	33.3	32-69	.464	1-9	.111	34-36	.944	9	28	37	6.2	8	0	17	22	0	2	99	16.5
32	Mike Scott	17-17	468	27.5	74-135	.548	1-5	.200	42-56	.750	67	75	142	8.4	39	0	12	29	7	15	191	11.2
	Conference-Only...	6-6	156	26.0	23-46	.500	1-1	1.000	19-26	.731	24	17	41	6.8	17	0	2	14	3	5	66	11.0
13	Sammy Zeglinski	17-14	467	27.5	62-154	.403	25-76	.329	18-29	.621	6	41	47	2.8	48	2	61	51	2	26	167	9.8
	Conference-Only...	6-6	165	27.5	12-43	.279	4-27	.148	4-10	.400	3	11	14	2.3	15	0	21	19	0	8	32	5.3
12	Jamil Tucker	17-3	304	17.9	49-107	.458	19-44	.432	20-29	.690	19	47	66	3.9	34	0	10	19	12	9	137	8.1
	Conference-Only...	6-0	126	21.0	23-48	.479	10-19	.526	7-7	1.000	7	14	21	3.5	15	0	4	10	6	3	63	10.5
04	Calvin Baker	17-12	394	23.2	48-117	.410	12-44	.273	26-31	.839	5	38	43	2.5	27	2	44	38	3	18	134	7.9
	Conference-Only...	6-2	133	22.2	20-39	.513	6-15	.400	6-6	1.000	3	10	13	2.2	8	0	11	11	2	4	52	8.7
02	Mustapha Farrakhan	16-2	190	11.9	27-78	.346	13-35	.371	18-18	1.000	4	7	11	0.7	23	1	13	14	2	3	85	5.3
	Conference-Only...	6-0	100	16.7	13-42	.310	8-22	.364	9-9	1.000	2	3	5	0.8	12	1	7	6	2	1	43	7.2
24	Mamadi Diane	17-9	309	18.2	32-100	.320	2-31	.065	9-16	.563	18	21	39	2.3	27	0	11	19	8	10	75	4.4
	Conference-Only...	6-4	91	15.2	9-26	.346	0-8	.000	2-4	.500	4	8	12	2.0	9	0	4	8	4	4	20	3.3
23	Jeff Jones	15-0	220	14.7	24-78	.308	12-45	.267	5-6	.833	2	24	26	1.7	12	0	11	7	1	4	65	4.3
	Conference-Only...	5-0	48	9.6	7-19	.368	3-11	.273	0-0	.000	0	10	10	2.0	2	0	2	2	0	0	17	3.4
05	Assane Sene	13-10	250	19.2	19-42	.452	0-0	.000	5-19	.263	22	46	68	5.2	45	2	6	11	25	0	43	3.3
	Conference-Only...	6-6	123	20.5	9-20	.450	0-0	.000	0-6	.000	11	18	29	4.8	22	1	0	7	11	0	18	3.0
55	Jerome Meynsse	16-1	147	9.2	8-20	.400	0-0	.000	13-22	.591	13	14	27	1.7	16	0	1	8	7	1	29	1.8
	Conference-Only...	6-0	56	9.3	2-6	.333	0-0	.000	4-6	.667	3	5	8	1.3	9	0	0	0	3	1	8	1.3
21	Tunji Soroye	8-1	64	8.0	5-11	.455	0-0	.000	3-4	.750	6	8	14	1.8	8	0	1	3	6	3	13	1.6
	Conference-Only...	3-0	8	2.7	0-1	.000	0-0	.000	0-0	.000	1	0	1	0.3	0	0	0	1	0	0	0	0.0
25	John Brandenburg	6-0	16	2.7	3-5	.600	0-0	.000	0-0	.000	1	4	5	0.8	3	0	0	0	1	0	6	1.0
	Conference-Only...	2-0	2	1.0	0-0	.000	0-0	.000	0-0	.000	0	0	0	0.0	0	0	0	0	0	0	0	0.0
45	Solomon Tat	7-0	31	4.4	1-4	.250	0-0	.000	2-2	1.000	0	5	5	0.7	4	0	2	1	0	1	4	0.6
	Conference-Only...	3-0	15	5.0	0-3	.000	0-0	.000	0-0	.000	0	2	2	0.7	2	0	0	1	0	0	0	0.0
22	Will Sherrill	6-0	15	2.5	0-3	.000	0-1	.000	0-0	.000	2	1	3	0.5	2	0	1	2	0	0	0	0.0
	Conference-Only...	2-0	2	1.0	0-1	.000	0-1	.000	0-0	.000	0	0	0	0.0	1	0	0	0	0	0	0	0.0
	Team										36	30	66				3					
	Team										11	10	21									
	Total.....	17	3425		443-1048	.423	91-308	.295	265-355	.746	229	434	663	39.0	316	8	214	251	76	103	1242	73.1
	Conference-Only...	6	1225		150-363	.413	33-113	.292	85-110	.773	78	136	214	35.7	120	2	68	101	31	28	418	69.7
	Opponents.....	17	3425		452-1042	.434	111-325	.342	230-340	.676	199	399	598	35.2	308	-	242	228	85	114	1245	73.2
	Conference-Only...	6	1225		173-374	.463	38-94	.404	97-137	.708	81	138	219	36.5	100	2	95	76	27	46	481	80.2

<b>Score by Periods</b>	<b>1st</b>	<b>2nd</b>	<b>OT</b>	<b>Totals</b>
Virginia	559	669	14	1242
Opponents	606	629	10	1245