



# 2008-09 VIRGINIA BASKETBALL



**VIRGINIA CAVALIERS (4-3)**

**vs.**

**AUBURN TIGERS (5-4)**



**Dec. 20, 2008 • John Paul Jones Arena • Charlottesville, Va.**

## GAME INFORMATION

Radio: Virginia Sports Network (Dave Koehn, Cory Alexander)  
TV: CSN/FSN South (Bob Rathbun, Dan Bonner, Daymeon Fishback)

## Today's Game

- The Cavaliers continue a three-game homestand today against Auburn
- Auburn is the first SEC team to visit Charlottesville during the regular season since Vanderbilt in December of 1995

## About the Cavaliers

- Virginia is 4-3 after a 90-61 victory over Longwood Wednesday
- UVa is led by Sylven Landesberg, who is averaging 19.1 points per game
- Sammy Zeglinski (13.3 ppg) has scored in double figures in six of seven games this season

## About the Tigers

- Auburn is 5-4 this season after a 75-32 win over Tuskegee on Wednesday
- Tuskegee's 32 points were the fewest by an Auburn opponent since 1948
- The Tigers are led by senior forward Korvotney Barber, who is averaging 13.6 points per game

## Series History

- Virginia leads the series 3-2 (Auburn leads 1-0 in Charlottesville)
- The last four meetings have been at neutral sites
- The Cavaliers posted an 89-87 win over Auburn in Richmond in 2004-05 in the last meeting
- Auburn won the only previous meeting in Charlottesville, 27-21 in 1920

## Last Time Out

- Virginia topped Longwood 90-61 on Wednesday night at John Paul Jones Arena
- Sylven Landesberg led Virginia with 20 points
- Jamil Tucker had 11 points and a career-high 10 rebounds for his first career double-double
- The Cavaliers outrebounded the Lancers 49-23

## PROBABLE STARTERS/KEY RESERVES

No.	Pos.	Yr.	Player	PPG	RPG	APG	Notable
4	G	Jr.	Calvin Baker	9.7	2.9	3.3	Career-high 7 assists vs. VMI
12	F	Jr.	Jamil Tucker	8.0	4.7	0.6	Career-high 10 rebs and 3 assts vs. Longwood
13	G	Fr.	Sammy Zeglinski	13.3	3.6	3.3	Scored a career-high 24 points vs. Liberty
15	G	Fr.	Sylven Landesberg	19.1	6.1	2.3	Two-time ACC Rookie of the Week
32	F	So.	Mike Scott	9.7	9.7	1.3	Two double-doubles this season
23	G	So.	Jeff Jones	6.2	1.8	1.2	Career-high 26 pts vs. Bradley in last yrs finale
24	G/F	Sr.	Mamadi Diane	5.3	3.0	0.9	14 pts, 7 rebs vs. VMI
21	C	Sr.	Tunji Soroye	3.7	4.0	0.0	8 pts, 5 rebs, 2 blks vs. Radford
5	C	Fr.	Assane Sene	3.0	3.3	0.7	6 pts, 5 rebs, 2 blks vs. Longwood
55	F/C	Jr.	Jerome Meyinsse	2.8	2.5	0.0	10 pts, 8 rebs at Syracuse
2	G	So.	Mustapha Farrakhan	2.6	0.4	0.4	Career-high 5 pts vs. Liberty and Longwood
25	C	Fr.	John Brandenburg	1.0	1.0	0.0	2 pts, 1 reb vs. Longwood
22	F	So.	Will Sherrill	0.0	1.5	0.0	Career-high 3 rebs vs. Radford
45	G/F	Jr.	Solomon Tat	0.0	0.0	0.0	Played in 15 games last season

## SCHEDULE/RESULTS

Date	Opponent	TV	Time/Res.
N9	SHEPHERD (ex)		W 87-52
N16	VMI	CSN	W 107-97
N19	USF	ACC Select	W 77-75
N21	RADFORD	ACC Select	W 68-66
N25	LIBERTY	ACC Select	L 82-86
N28	at Syracuse	TimeWarner(Syracuse)	L 70-73

D2	at Minnesota %	ESPN2	L 56-66
D17	LONGWOOD	ACC Select	W 90-61
D20	AUBURN	CSN/FSN South	4 p.m.
D23	HAMPTON	ACC Select	7 p.m.
D28	at Georgia Tech *	FSN	5:30 p.m.

J3	XAVIER	CSN	2 p.m.
J6	BROWN		7 p.m.
J10	at Virginia Tech *	RSN	4 p.m.
J15	N. CAROLINA *	ESPN or ESPN2	9 p.m.
J20	at Maryland *	Raycom^	8 p.m.
J24	FLORIDA STATE *	RSN	4 p.m.

F1	at Duke *	FSN	2 p.m.
F4	BOSTON COLLEGE *	ESPNU	7 p.m.
F7	at North Carolina *	Raycom	4 p.m.
F10	at Florida State *	RSN	7 p.m.
F15	CLEMSON *	Raycom	1 p.m.
F18	VIRGINIA TECH *	Raycom^	8 p.m.
F21	at NC State *	Raycom	1 p.m.
F26	MIAMI *	Raycom^	8 p.m.
F28	WAKE FOREST *	Raycom^	2 p.m.

M3	at Clemson *	RSN	7 p.m.
M7	MARYLAND *	ABC	3:30 p.m.
M12-15 at ACC Tournament (Georgia Dome)			

All Times Eastern and subject to change

- \* ACC game
- % ACC/Big Ten Challenge

## TV Abbreviations

CSN	Comcast SportsNet
RSN	Regional Sports Networks
^	Raycom split telecast

## MEDIA INFORMATION

### Virginia Athletics Media Relations

154 John Paul Jones Arena  
PO Box 400853  
Charlottesville, VA 22904  
Office: (434) 982-5500  
Fax: (434) 982-5525

### Rich Murray

#### Associate AD for Public Relations (Primary Men's Basketball Contact)

Office: (434) 982-5530  
Home: (434) 978-2966  
Email: rmurray@virginia.edu

### Steve Kirkland

#### Assistant Media Relations Director (Secondary Men's Basketball Contact)

Office: (434) 982-5535  
Cell: (434) 825-5241  
Email: skirkland@virginia.edu



# 2008-09 VIRGINIA BASKETBALL

## IN THE POLLS

### ASSOCIATED PRESS (12/15)

1.	<b>North Carolina</b>	<b>9-0</b>
2.	Connecticut	8-0
3.	Pittsburgh	10-0
4.	Oklahoma	10-0
5.	Texas	8-1
6.	<b>Duke</b>	<b>8-1</b>
7.	<b>Xavier</b>	<b>9-0</b>
8.	Gonzaga	7-1
9.	Louisville	6-1
10.	<b>Wake Forest</b>	<b>9-0</b>
11.	<b>Syracuse</b>	<b>9-0</b>
12.	Notre Dame	7-2
13.	Purdue	8-2
14.	UCLA	6-2
15.	Georgetown	7-1
16.	Tennessee	6-2
17.	Ohio State	6-0
18.	Villanova	10-1
19.	Michigan State	6-2
20.	Arizona State	8-1
21.	Baylor	8-1
22.	Davidson	8-1
23.	Memphis	5-2
24.	Marquette	8-1
25.	<b>Clemson</b>	<b>10-0</b>

### Others Receiving Votes:

Michigan, **Miami (Fla)**, Missouri, BYU, Butler, Dayton, **Florida State**, LSU, Illinois, Kansas, Wisconsin, **Maryland**, Arizona, Florida, Northwestern, Texas A&M, Saint Mary's, Temple, **Minnesota**, Navy, West Virginia.

### ESPN/USA Today (12/15)

1.	<b>North Carolina</b>	<b>9-0</b>
2.	Connecticut	8-0
3.	Pittsburgh	10-0
4.	Oklahoma	10-0
5.	Texas	8-1
6.	<b>Duke</b>	<b>8-1</b>
7.	Gonzaga	7-1
	<b>Xavier</b>	<b>9-0</b>
9.	Louisville	6-1
10.	<b>Wake Forest</b>	<b>9-0</b>
11.	<b>Syracuse</b>	<b>9-0</b>
12.	UCLA	6-2
13.	Georgetown	7-1
14.	Notre Dame	7-2
15.	Villanova	10-1
16.	Ohio State	6-0
17.	Arizona State	8-1
18.	Purdue	8-2
19.	Tennessee	6-2
20.	Davidson	8-1
21.	Memphis	5-2
22.	Michigan State	6-2
23.	Marquette	8-1
24.	Baylor	8-1
25.	<b>Clemson</b>	<b>10-0</b>

### Others Receiving Votes:

BYU, **Miami (Fla)**, Michigan, Dayton, Butler, Arizona, Missouri, Wisconsin, Kansas, Saint Mary's, Illinois State, LSU, Florida, **Maryland**.

## Series Against the SEC

- Today's game is Virginia's only regular season game against a SEC opponent
- Virginia has a 53-53 all-time record against current members of the SEC (3-4 vs. Alabama, 4-3 vs. Arkansas, 3-2 vs. Auburn, 1-0 vs. Florida, 3-4 vs. Georgia, 3-6 vs. Kentucky, 1-0 vs. LSU, 1-1 vs. Mississippi, 1-2 vs. Mississippi State, 25-24 vs. South Carolina, 7-4 vs. Tennessee, 1-5 vs. Vanderbilt)
- UVA's last game against an SEC opponent was a 77-74 loss to Tennessee in the second round of the 2007 NCAA Tournament in Columbus, Ohio

## Difficult Schedule for the Cavaliers

- Six of Virginia's opponents are ranked (including five of the top 11) and four others are receiving votes in this week's Associated Press poll
- As of the 12/16 RPI release at CollegeRPI.com, the Cavaliers have played the nation's 23rd toughest schedule this season
- Virginia's first seven opponents have a combined 45-23 record this season
- Each of Virginia's first eight opponents this season have entered the game with a .500 or better record
- 16 of 27 regular season games will be against 2008 postseason teams (seven vs. NCAA teams, eight vs. NIT teams, one vs. CBI team)
- 21 of 27 games will be televised

## Cleaning the Glass

- Virginia had a strong performance on the boards against Longwood, outrebounding the Lancers 49-23
- It was Virginia's largest rebounding margin since outrebounding Penn 56-26 last season

## Bench Production

- Virginia has gotten solid production from its bench this season, averaging 26.4 points, 13.0 rebounds and 3.3 assists per game off the bench
- Virginia had 51 points off the bench against USF, the most bench points in a game for the Cavaliers since scoring 52 off the bench against Maryland on March 1, 1986

## Landesberg Makes Immediate Impact

- Sylvan Landesberg has scored in double figures in the first seven games of the season, the second longest streak by a UVA freshman to open a career
- With 28 points vs. VMI, 21 points vs. USF and 22 points vs. Radford, Landesberg became the first Cavalier freshman to open his career with three 20-point games

- He was the first Cavalier freshman since Tom Sheehy in 1983-84 to lead the team in scoring in each of the first three games of the season
- He was only the second freshman in ACC history to score at least 20 points in the first three games of his career (Georgia Tech's Kenny Anderson scored at least 20 points in his first six career games in 1989-90)
- He was the first Cavalier player to score 20 or more points in the first three games of a season since Roger Mason, Jr. in 2001-02
- He has four 20-point games this season and the Cavaliers are 4-0 in those games

## Zeglinski Scores Big Against Liberty

- Sammy Zeglinski scored a career-high 24 points, all in the second half, against Liberty
- He shot 8-13 from the floor, including 6-10 from 3-point range
- His 24 second half points are a John Paul Jones Arena record

### Most Consecutive Double-Figure Scoring Games to Open a Career by UVA Freshmen

18	Jeff Lamp	77-78
7	<b>Sylvan Landesberg</b>	<b>08-09</b>
5	Junior Burrough	91-92
4	Travis Watson	99-00
4	Gary Forbes	03-04



# 2008-09 VIRGINIA BASKETBALL

## Tucker Steps Up

- Jamil Tucker posted a pair of career highs to open the season
- Against VMI, Tucker tied his previous career high with 14 points
- He topped that mark with a new career-high 15 points against USF
- At Minnesota, he scored a team-high 12 points on a career-high four 3-pointers
- Against Longwood, he set career-highs with 10 rebounds and three assists and had 11 points for his first career double-double

## Landesberg Named ACC Rookie of the Week ... Again

- Sylven Landesberg was named the ACC Rookie of the Week on Nov. 24, the second consecutive week he won the honor
- He is the first Cavalier to win the award in consecutive weeks since Sean Singletary won it on Feb. 14, 2005 and Feb. 21, 2005
- He is the first player to win the award in each of the first two weeks of the season since Georgia Tech's Chris Bosh in 2002-03

## Landesberg Shines In Collegiate Debut

- Sylven Landesberg had 28 points in the season-opener against VMI, the most by a Cavalier freshman in his debut
- The previous record was 24 points set by Jeff Lamp in his debut against James Madison on Nov. 25, 1977
- Landesberg's 28 points are tied for the second most in ACC history by a freshman in his first game
- Landesberg is one of only four Cavalier first-years to score 20 points in his first collegiate game
- His 28 points are the most by a UVa freshman in any game since Chris Williams had 34 points vs. Liberty on Dec. 8, 1998
- He is the first Cavalier freshman to lead the team in scoring in a season opener since Mamadi Diane had 17 points in the 2005-06 season opening win over Liberty

### Most Points by an ACC Freshman in his Debut

31	J.J. Hickson (NC State)	07-08
<b>28</b>	<b>Sylven Landesberg (UVa)</b>	<b>08-09</b>
28	Rashad McCants (UNC)	02-03
24	Jeff Lamp (UVA)	77-78
23	Shavlik Randolph (Duke)	02-03

### Other Notable Virginia Debuts

Jeff Lamp vs. JMU (77-78)	24 pts, 3 rebs
Gary Forbes vs. Mt. St. Mary's (03-04)	21 pts, 9 rebs
Chris Williams vs. VCU (98-99)	20 pts, 10 rebs
Junior Burrough vs. W&M (91-92)	17 pts, 6 rebs
Ralph Sampson vs. Hopkins (79-80)	17 pts, 8 rebs
Mamadi Diane vs. Liberty (05-06)	17 pts, 6 rebs
<u>Travis Watson vs. Elon (99-00)</u>	<u>15 pts, 14 rebs</u>
Cory Alexander vs. W&M (91-92)	5 pts, 4 rebs
Sean Singletary vs. R. Morris (04-05)	6 pts, 7 assts
Wally Walker vs. Wake (72-73)	7 pts, 3 rebs

## Mike Scott Opens Season With Impressive Performance

- Mike Scott set career highs with 26 points and 18 rebounds in the season opening win over VMI
- Scott tied the school record with 10 offensive rebounds, a mark previously set by Matt Blundin (vs. Clemson 1/9/90), Bryant Stith (vs. Georgia Tech 3/13/92) and Travis Watson (vs. Maryland 1/31/02)
- His 18 rebounds were the most by a Cavalier since Travis Watson had 20 rebounds vs. Wofford on Jan. 2, 2003

## Scott and Landesberg Post UVa's First 25-25 Combo in Over a Year

- Against VMI, Sylven Landesberg (28 pts) and Mike Scott (26 points) became the first Cavaliers to score at least 25 points in the same game in over a year
- The previous game that Virginia had a pair of 25-point scorers was a 71-58 win at NC State on Jan. 24, 2007 when J.R Reynolds had 29 points and Sean Singletary had 27 points

## Cavaliers 12th in ACC Preseason Poll

- The Cavaliers were projected 12th in the preseason ACC poll of media
- Sylven Landesberg was second in the voting for Preseason ACC Rookie of the Year

## UVa in the ACC Statistics (12/19)

### TEAM

Scoring Offense	78.6	5th
Scoring Defense	74.9	12th
Scoring Margin	+3.7	12th
Free Throw Percentage	.728	5th
Field Goal Percentage	.440	8th
Field Goal % Defense	.453	12th
3-Point FG Percentage	.302	11th
3-Point FG % Defense	.322	9th
Rebounding	42.3	4th
Rebounding Margin	+10.1	3rd
3-Point FG Made	5.4	10th
Assists	13.3	10th
Steals	6.9	8th
Blocked Shots	2.9	12th
Turnover Margin	-1.0	9th
Assist/Turnover Ratio	0.9	10th

### INDIVIDUAL

#### Scoring

- Sylven Landesberg 19.1 2nd

#### Rebounding

- Mike Scott 9.7 2nd

#### Offensive Rebounding

- Mike Scott 4.3 1st

#### 3-Point Field Goals/Game

- Sammy Zeglinski 2.1 4th

#### Minutes Played

- Sylven Landesberg 32.1 6th

## UVa in the NCAA Statistics (12/15)

### TEAM

Scoring Offense	76.7	64th
Free Throw Percentage	.725	68th
Rebounding Margin	+7.5	33rd

### INDIVIDUAL

#### Scoring

- Sylven Landesberg 19.0 61st

#### Rebounding

- Mike Scott 10.3 22nd



# 2008-09 VIRGINIA BASKETBALL

## **CAREER RECORD WATCH**

### **BLOCKED SHOTS**

1.	Ralph Sampson (1980-83)	462
2.	Chris Alexander (1993-96)	148
3.	Travis Watson (2000-03)	130
4.	Kris Hunter (1997-99)	126
5.	Jason Clark (2002-05)	112
6.	Steve Castellani (1976-79)	108
7.	Chris Williams (1999-02)	97
8.	Junior Burrough (1992-95)	96
9.	Colin Ducharme (1997-00)	88
10.	Olden Polynice (1984-86)	86
--	<b>Tunji Soroye (2005-present)</b>	<b>82</b>

### **3-POINT FIELD GOALS**

1.	Curtis Staples (1995-98)	413
2.	Harold Deane (1994-97)	237
3.	Sean Singletary (2005-08)	222
4.	J.R. Reynolds (2004-07)	221
5.	John Crotty (1988-91)	179
6.	Devin Smith (2003-05)	161
7.	Adrian Joseph (2005-08)	158
8.	Donald Hand (1998-01)	156
	Todd Billet (2003-04)	156
10.	Cory Alexander (1992-95)	142
--	<b>Mamadi Diane (2006-present)</b>	<b>118</b>

## **COUNTDOWN TO 1,000**

### **CAREER POINTS**

39.	Gene Engel (1961-63)	1,071
40.	Scott McCandlish (1970-72)	1,026
41.	Mac Caldwell (1963-65)	1,013
--	<b>Mamadi Diane (2006-present)</b>	<b>914</b>

### **Virginia Visited Canada in August**

- The Cavaliers went on a trip to Canada in August to play three games
- Virginia went 2-1 on the trip
- UVa defeated St. Lawrence College (Ont.) 107-60
- UVa defeated Concordia 85-70
- UVa lost to McGill 88-83
- Four players averaged in double figures on the trip (Calvin Baker - 16.0, Jeff Jones - 13.7, Sylvan Landesberg - 12.0, Mike Scott - 10.7)

### **Head Coach Dave Leitao**

- 2007 ACC Coach of the Year
- First Virginia coach to win the honor since Terry Holland in 1982
- 57-45 record in his fourth season at Virginia, including a 23-25 mark in the ACC
- Overall record of 137-114 in his ninth season as a head coach

### **At Home at John Paul Jones Arena**

- Virginia has an all-time record of 33-9 at John Paul Jones Arena
- UVa was 13-7 at home during the 2007-08 season
- The Cavaliers posted a 16-1 home record in 2006-07 in the first season in John Paul Jones Arena

### **Baker, Diane, Soroye Named Virginia's Captains**

- Calvin Baker, Mamadi Diane, and Tunji Soroye are Virginia's captains for 2008-09
- This season marks the first year each player has served as a captain

### **Sene Cleared to Play**

- Freshman center Assane Sene was held out of the first three games of the season pending the resolution of his eligibility status
- "Because of a recent NCAA interpretation, there are some aspects of Assane's pre-college enrollment that must be reviewed further," Virginia Athletics Director Craig Littlepage said on Nov. 16.
- Sene was ruled eligible to play on Nov. 25
- He made his collegiate debut on Nov. 28 at Syracuse

### **Virginia Signs Two to Letters of Intent**

- The Cavaliers signed two recruits to National Letters of Intent during the November signing period
- Jontel Evans, a 5-11 guard from Hampton, Va., and Tristan Spurlock, a 6-7 forward from Woodbridge, Va., will join the Cavaliers in 2009-10

### **Up Next**

- The Cavaliers will conclude their three-game homestand Tuesday when they host Hampton
- Virginia has defeated the Pirates in each of the past two seasons at John Paul Jones Arena





# 2008-09 VIRGINIA BASKETBALL

## THE LAST TIME ...

### VIRGINIA INDIVIDUALS

- **Scored 30 points:** Sean Singletary (34) vs. Virginia Tech (1/16/08)
- **Scored 40 points:** Sean Singletary (41) at Miami (3/1/08)
- **Two players with 20 points:** Sylven Landesberg (28) and Mike Scott (26) vs. VMI (11/16/08)
- **Three players with 20 points:** Chris Williams (27), Roger Mason, Jr. (22) and Donald Hand (20) vs. Duke (1/5/00)
- **Four players with 20 points:** Chris Williams (23), Donald Hand (22), Adam Hall (21), and Travis Watson (20) vs. Georgetown (3/15/00)
- **A player with back-to-back 25-point games:** J.R. Reynolds (28) vs. Albany (3/16/07) and (26) vs. Tennessee (3/18/07)
- **One player scored in double figures:** Adrian Joseph (10) vs. Puerto Rico-Mayaguez (12/21/06)
- **Five players scored in double figures:** Sylven Landesberg (16), Sammy Zeglinski (14), Calvin Baker (14), Mike Scott (10) and Jerome Meyinsse (10) at Syracuse (11/28/08)
- **Six players scored in double figures:** Sean Singletary (27), Adrian Joseph (13), Jamil Tucker (13), Mamadi Diane (12), Calvin Baker (11), Laurynas Mikalauskas (11), vs. Maryland (3/9/08)
- **Seven players scored in double figures:** Cornel Parker (20), Junior Burrough (15), Ted Jeffries (14), Cory Alexander (13), Jason Williford (12), Yuri Barnes (11) and Doug Smith (11) vs. Clemson (1/13/93)
- **Had 15 rebounds:** Mike Scott (17) vs. Liberty (11/25/08)
- **Had 20 rebounds:** Travis Watson (20) vs. Wofford (1/2/03)
- **Had 25 rebounds:** Bob Mortell (25) vs. Washington & Lee (2/27/60)
- **Two players with 10 rebounds:** Mike Scott (11) and Adrian Joseph (10) vs. Longwood (12/7/07)
- **Three players with 10 rebounds:** Yuri Barnes (13), Jason Williford (12) and Junior Burrough (11) vs. Rice (12/4/93)
- **Double-Double:** Jamil Tucker (11 pts, 10 rebs) vs. Longwood (12/17/08)
- **Two players had a double-double:** Adrian Joseph (23 pts, 11 rebs) and Mike Scott (10 pts, 13 rebs) at Penn (11/23/07)
- **Three players had a double-double:** Jason Williford (10 pts, 15 rebs), Ted Jeffries (23 pts, 10 rebs), and Cornel Parker (11 pts, 11 rebs) at William & Mary (1/25/93)
- **Double-Double with points and assists:** Sean Singletary (22 pts, 10 assts) vs. Old Dominion (3/24/08)
- **Triple-Double:** Ralph Sampson (15 pts, 22 rebs, 10 blks) vs. Old Dominion (12/29/79)
- **Four Double-Doubles in a row:** Travis Watson (29 pts, 12 rebs) at NC State (2/6/02), (20 pts, 10 rebs) vs. Clemson (2/10/02), (17 pts, 10 rebs) vs. UNC (2/12/02), (13 pts, 12 rebs) at Wake (2/17/02)
- **20 points and 20 rebounds:** Travis Watson (21 pts, 20 rebs) vs. Wofford (1/2/03)
- **10 assists:** Sean Singletary (10) vs. Old Dominion (3/24/08)
- **5 Blocked Shots:** Jason Cain (5) vs. UNC (1/19/06)
- **5 Steals:** Sean Singletary (7) vs. NC State (2/24/08)
- **Led UVA in Points, Rebounds and Assists:** Sean Singletary (20 pts, 5 rebs, 10 assts) vs. Ga. Tech (3/13/08)
- **Hit a last second shot to win a game:** Sean Singletary vs. Duke (2/1/07) [jumper with one second in OT]; J.R. Reynolds vs. Loyola Marymount (12/23/04) [layup with 1.5 seconds in regulation]
- **Played every minute:** Sean Singletary vs. Virginia Tech (2/12/05)
- **Played 40 or more minutes:** Adrian Joseph (42) at Virginia Tech (2/2/08)

### VIRGINIA TEAM

- **Won in Overtime:** vs. Duke, 68-66 (2/1/07)
- **Lost in Overtime:** at Virginia Tech, 65-72 (2/2/08)
- **Played Two Overtimes:** vs. Maryland, L 89-92 (2/19/05)
- **Played Three Overtimes:** vs. Georgetown, L 111-115 (3/15/00)
- **Shot 70 percent for a Half:** 72.2% (13-18) vs. Wake Forest 2nd Half (2/24/96)
- **Shot 60 percent in a Game:** 61.0% (36-59) vs. LIU (11/17/00)
- **Shot less than 30 percent in a Game:** 27.9% (17-61) vs. North Carolina (3/10/06)
- **Shot 90 percent from the free throw line:** 94.7% (18-19) vs. Georgia Tech (2/24/07)
- **Shot 50 percent from 3-point line:** 50.0% (9-18) at Boston College (2/17/08)
- **Shot less than 30 percent in a half:** 29.0% (9-31) in 2nd Half at Wake Forest (3/3/07)
- **Shot less than 20 percent in a half:** 18.9% (7-37) in the 1st half at Duke (1/13/01)
- **Shot 55 percent or better and lost:** 56.9% (29-51) vs. Duke (3/14/03)
- **Attempted 50 FTs:** 52 (made 34) vs. Howard (12/12/94)
- **Made 30 FTs:** 31 (36 att.) vs. Tennessee (3/18/07)
- **Made 10 3-pt FGs:** 13 vs. Liberty (11/25/08)
- **Failed to make a 3-pt FG:** at Georgia Tech (12/4/05)
- **Had 50 rebounds:** 50 vs. VMI (11/16/08)
- **Had 25 assists:** 27 vs. Howard (11/21/01)
- **Had 15 steals:** 16 vs. NC State (2/24/08)
- **Had 10 blocks:** 12 vs. Longwood (2/13/07)
- **Scored 50 pts in a half:** 50 vs. Liberty, 2nd half (11/25/08)
- **Scored 60 pts in a half:** 60 vs. Gonzaga, 1st half (1/3/07)
- **Scored 70 pts in a half:** 70 vs. Coastal Carolina, 2nd half (10/20/00)
- **Scored 100 pts (ACC):** 103 vs. Maryland (1/16/07)
- **Scored 100 pts (non-conf):** 107 vs. VMI (11/16/08)
- **Scored under 20 pts in 1st half:** 17 at Ga. Tech (12/4/05)
- **Scored under 20 pts in 2nd half:** 12 vs. UNC (2/11/98)
- **Scored under 50 pts in a game:** 49 at Stanford (3/14/06)

### OPPONENT INDIVIDUALS

- **Scored 30 points:** Chavis Holmes (31), VMI (11/16/08)
- **Scored 35 points:** J.J. Redick (40), Duke (1/28/06)
- **Scored 40 points:** J.J. Redick (40), Duke (1/28/06)
- **Scored 50 points:** Len Chappell (50), Wake (2/12/62)
- **Two players with 20 points:** Seth Curry (26), Kyle Ohman (26), Anthony Smith (21), Liberty (11/25/08)
- **Three players with 20 points:** Seth Curry (26), Kyle Ohman (26), Anthony Smith (21), Liberty (11/25/08)
- **Two players with 30 points:** Trevor Powell (31) and Tony Smith (31), Marquette (2/3/90)
- **Five players scored in double figures:** Chavis Holmes (31), Travis Holmes (20), Austin Kenon (18), Willie Bell (14) and Keith Gabriel (14), VMI (11/16/08)
- **Six players scored in double figures:** Chris Paul (21), Justin Gray (17), Eric Williams (15), Jamaal Levy (12), Taron Downey (11) and Vytas Danelius (10), Wake Forest (1/2/05)
- **Seven players scored in double figures:** Stanley Burrell (15), Drew Lavender (13), C.J. Anderson (12), B.J. Raymond (12), Josh Duncan (11), Charles Bronson (11), and Jason Love (10), at Xavier (1/3/08)
- **Double-Double:** Artsiom Parakhouski (16 pts, 12 rebs), Radford (11/21/08)

- **Two players had a double-double:** Donte Green (20 pts, 10 rebs) and Paul Harris (10 pts, 14 rebs), Syracuse (12/5/07)
- **Had 15 rebounds:** Al Thornton (16), Florida State (2/17/07)
- **Had 20 rebounds:** Tim Duncan (23), Wake (2/22/97)
- **Had 10 assists:** Cliff Hammonds (11), Clemson (2/7/08)
- **5 Blocked Shots:** Rick Jackson (5), at Syracuse (11/28/08)
- **5 Steals:** Al Nolen, Minnesota (12/2/08)
- **Hit a last second shot to win a game:** Deron Washington of Virginia Tech (1/16/08) [0.0 seconds in overtime]

### OPPONENT TEAM

- **Shot less than 30 percent in a Game:** 28.3% (17-60) Longwood (12/7/07)
- **Shot less than 30 percent in a Game (ACC):** 29.0% (20-69), Wake Forest (2/24/96)
- **Shot 60 percent in a Game:** 63.8% (37-58), at Xavier (1/3/08)
- **Shot 55 percent or better and lost:** 55.2% (32-58), Iowa State (12/31/03)
- **Scored 100 pts:** 108, at Xavier (1/3/08)
- **Scored 60 pts in a half:** 60, at Miami, 2nd half (3/1/08)
- **Scored under 20 pts in 1st half:** 18, NC State (2/24/08)
- **Scored under 20 pts in 2nd half:** 18 at Richmond (11/22/05)
- **Scored under 50 pts in a game:** 49, Longwood (2/13/07)
- **Had 25 assists:** 27, at Xavier (1/3/08)
- **Had 15 steals:** 15, VMI (11/16/08)
- **Had 10 blocks:** 10 vs. Radford (11/21/08)
- **Failed to make a 3-pt FG:** vs. Arizona State (11/27/99)



# 2008-09 VIRGINIA BASKETBALL

## 2008-09 VIRGINIA BASKETBALL ROSTER

NO.	NAME	POS.	HT.	WT.	CLASS	HOMETOWN/HIGH SCHOOL (Previous School)
2	Mustapha Farrakhan	G	6-4	179	So.	Harvey, Ill./Thornton Township
4	Calvin Baker *	G	6-2	186	Jr.	Newport News, Va./Woodside (William & Mary)
5	Assane Sene	C	7-0	234	Fr.	Saint-Louis, Senegal/South Kent
12	Jamil Tucker	F	6-9	241	Jr.	Gary, Ind./West Side
13	Sammy Zeglinski	G	6-0	179	Fr. %	Philadelphia, Pa./The William Penn Charter School
15	Sylvan Landesberg	G	6-6	205	Fr.	Flushing, N.Y./Holy Cross
21	Tunji Soroye *	C	6-11	252	Sr. %	Dugbe Ibadan, Nigeria/Montrose Christian School
22	Will Sherrill	F	6-9	221	So.	New York, N.Y./Phillips Academy Andover
23	Jeff Jones	G	6-4	200	So.	Chester, Pa./Monsignor Bonner
24	Mamadi Diane *	G/F	6-5	204	Sr.	Potomac, Md./DeMatha Catholic
25	John Brandenburg	C	6-11	241	Fr.	Des Peres, Mo./De Smet Jesuit
32	Mike Scott	F	6-8	233	So.	Chesapeake, Va./Hargrave Military Academy
45	Solomon Tat	G/F	6-5	223	Jr.	Jos Plateau, Nigeria/Community Christian School
55	Jerome Meyinsse	F/C	6-9	245	Jr.	Baton Rouge, La./McKinley

\* Tri-Captain

% Medical Hardship waiver request approved in 2008

### HEAD COACH:

Dave Leitao

### ASSISTANT COACHES:

Bill Courtney

Drew Diener

Steve Seymour

### DIRECTOR OF BASKETBALL OPERATIONS:

Rick Brunson

### STRENGTH & CONDITIONING COACH:

Shaun Brown

### ASSISTANT DIR. OF OPERATIONS/VIDEO:

Tim Mein

### ATHLETIC TRAINER:

Ethan Saliba

### PRONUNCIATION GUIDE

Mamadi Diane

Mom-uh-dee Dee-on-ee

Mustapha Farrakhan

Moo-sta-fa Fair-uh-con

Sylvan Landesberg

Sill-ven

Dave Leitao

Lay-toe

Jerome Meyinsse

Me-yin-see

Assane Sene

Uh-sahn Sen

Tunji Soroye

Ton-jee Suh-roy-yay

Jamil Tucker

Ja-mill

Sammy Zeglinski

Zuh-glin-ski



# 2008-09 VIRGINIA BASKETBALL

## JOHN PAUL JONES ARENA RECORDS

### VIRGINIA PLAYERS

**Points:** 40, J.R. Reynolds  
vs. Wake Forest, 1/21/07

**Most 1st Half Points:** 23, Sean Singletary  
vs. Virginia Tech, 1/16/08

**Most 2nd Half Points:** 24, Sammy Zeglinski  
vs. Liberty, 11/25/08

**Rebounds:** 18, Mike Scott  
vs. VMI, 11/16/08

**Field Goals:** 12, J.R. Reynolds  
vs. Wake Forest, 1/21/07  
12, Sean Singletary  
vs. Virginia Tech, 1/16/08

**Field Goal Attempts:** 21, three times  
Last by Sean Singletary  
vs. Virginia Tech, 1/16/08

**Field Goal Pct.:** .857 (6-7), Adrian Joseph  
vs. Bradley, 3/26/08

**3-Point Field Goals:** 7, Sean Singletary  
vs. Gonzaga, 1/3/07

**3-Point FG Attempts:** 12, Sean Singletary  
vs. Gonzaga, 1/3/07  
12, Sean Singletary  
vs. Georgia Tech, 2/24/07

**3-Point FG Pct.:** .833 (5-6), Mamadi Diane  
vs. Arizona, 11/12/06

**Free Throws Made:** 14, Sean Singletary  
vs. Hampton, 12/16/06

**Free Throw Attempts:** 16, Sean Singletary  
vs. Hampton, 12/16/06

**FT Pct.:** 1.000 (12-12), Sean Singletary  
vs. UNC Asheville, 11/22/06

**Assists:** 10, three times by Sean Singletary  
last vs. Old Dominion, 3/24/08

**Steals:** 7, Sean Singletary  
vs. NC State, 2/24/08

**Blocks:** 3, Tunji Soroye  
vs. Longwood, 2/13/07  
3, Mike Scott  
vs. Duke, 3/5/08 & Richmond, 3/18/08

### VIRGINIA TEAM

**Most Points:** 108 vs. Gonzaga, 1/3/07

**Fewest Points:** 51 vs. Clemson, 2/7/08

**Most 1st Half:** 60 vs. Gonzaga, 1/3/07

**Fewest 1st Half:** 24 vs. Clemson, 2/7/08

**Most 2nd Half:** 57 vs. Arizona, 11/12/06

**Fewest 2nd Half:** 25 vs. Va. Tech, 1/16/08

**Rebounds:** 54 vs. UMES, 11/26/06

**Field Goals:** 43 vs. VMI, 11/16/08

**Field Goal Attps.:** 79 vs. VMI, 11/16/08

**Field Goal Pct.:** .547 (29-53)  
vs. Vermont, 11/11/07

**3-Pt. FG:** 18 vs. Gonzaga, 1/3/07

**3-Pt. FG Attempts:** 36 vs. Georgia Tech,  
1/27/08

**3-Point FG Pct.:** .625 (10-16)  
vs. Virginia Tech, 3/1/07

**Free Throws:** 39 vs. Maryland, 1/16/07

**FT Attempted:** 49 vs. Maryland, 1/16/07

**Free Throw Pct.:** .964 (27-28)  
vs. American, 12/28/06

**Assists:** 24 vs. Howard, 11/14/07  
24 vs. VMI, 11/16/08

**Steals:** 16 vs. NC State, 2/24/08

**Blocks:** 12 vs. Longwood, 2/13/07

**Most Turnovers:** 21 vs. Longwood, 12/7/07  
21 vs. Hampton, 12/19/07

**Least Turnovers:** 6 vs. Boston Coll., 1/19/08

### OPPONENT PLAYERS

**Points:** 32, K.C. Rivers  
Clemson, 2/7/08  
17, three times  
Last by Kyle Ohman  
Liberty, 11/25/08

**Most 1st Half Points:** 23, Al Thornton  
Florida State, 2/17/07

**Most 2nd Half Points:** 16, Al Thornton  
Florida State, 2/17/07

**Rebounds:** 12, Al Thornton  
Florida State, 2/17/07

**Field Goals:** 12, K. C. Rivers  
Clemson, 2/7/08  
23, Al Thornton  
Florida State, 2/17/07

**Field Goal Attempts:** 23, Dominique Jones  
USE, 11/19/08

**Field Goal Pct.:** .833 (5-6), Frank Hassell  
Old Dominion, (3/24/08)  
.833 (5-6), Matt Salley  
Bradley, 3/26/08

**3-Point Field Goals:** 8, K.C. Rivers  
Clemson, 2/7/08

**3-Pt. FG Attempts:** 12, Jeremy Crouch  
Bradley, 3/26/08

**3-Pt. FG Pct.:** .750 (6-8), Derek Raivio  
Gonzaga, 1/3/07  
.750 (6-8), Kyle Ohman  
Liberty, 11/25/08

**Free Throws Made:** 8, Ivan Radenovic  
Arizona, 11/12/06

**FT Attempted:** 12, Gani Lawal  
Georgia Tech, 1/27/08

**FT Pct.:** .875 (7-8), Kevin Anderson  
Richmond, 3/18/08

**Assists:** 11, Cliff Hammonds  
Clemson, 2/7/08

**Steals:** 4, six times  
Last by Willie Bell  
VMI, 11/16/08

**Blocks:** 6, Eric Hall  
Radford, 11/21/08

### OPPONENT TEAM

**Most Points:** 97, VMI, 11/16/08

**Fewest Points:** 49, Longwood, 2/13/07

**Most 1st Half:** 49, Arizona, 11/12/06

**Fewest 1st Half:** 18, NC State, 2/24/08

**Most 2nd Half:** 61, Gonzaga, 1/3/07

**Fewest 2nd Half:** 20, Longwood, 2/13/07

**Rebounds:** 47, Virginia Tech, 1/16/08

**Field Goals:** 37, VMI, 11/16/08

**Field Goal Attps.:** 79, VMI, 11/16/08

**Field Goal Pct.:** .566 (30-53)  
Liberty, 11/25/08

**3-Pt. FG:** 16, Clemson, 2/7/08

**3-Pt. FG Attempts:** 39, Hartford, 12/30/07

**3-Point FG Pct.:** .615 (16-26)  
Clemson, (2/7/08)

**Free Throws:** 25, Gonzaga, 1/3/07

**FT Attempted:** 29, Gonzaga, 1/3/07  
Georgia Tech, 1/27/08

**Free Throw Pct.:** .944 (17-18)  
American, 12/28/06

**Assists:** 22, Clemson, 2/7/08

**Steals:** 15, VMI, 11/16/08

**Blocks:** 10, Radford, 11/21/08

**Most Turnovers:** 25, NC State, 2/24/08

**Least Turnovers:** 6, Miami, 2/3/07

### RECORD AT JPJA

2006-07 to present 42 games..... 33-9

### LONGEST WIN STREAK

**12 games**  
from 1/16/07 vs. Maryland  
through 11/27/07 vs. Northwestern

### LONGEST LOSING STREAK

**3 games**  
from 1/27/08 vs. Georgia Tech  
through 2/12/08 vs. North Carolina

### MISCELLANEOUS

**Biggest Comeback:** 19 points  
vs. Arizona, 11/12/06

**Biggest Lead Given up in a Loss:** 14 points  
vs. Bradley, 3/26/08

**Largest Lead:** 45 points  
vs. Northwestern, 11/27/07

**Biggest Deficit:** 38 points  
vs. Clemson, 2/7/08

**Largest Margin of Victory:** 42 points,  
vs. Northwestern, 11/27/07

**Largest Margin of Defeat:** 31 points,  
vs. Clemson, 2/7/08

**Overtime Games (Record):** 3 (1-2)  
Last: 82-92 loss vs. Georgia Tech, 1/27/08





# 2008-09 VIRGINIA BASKETBALL

## GAME #1 • NOVEMBER 16, 2008

VMI												97
AT VIRGINIA												107
<b>VMI (1-1)</b>												
Player	MP	FG	FT	REB (0-1)	A	TO	BS	S	TP			
Bell	31	6-8	2-2	4-6	3	5	0	4	14			
Burks	20	0-2	0-0	1-3	2	3	0	1	0			
C. Holmes	37	11-20	6-7	0-5	3	2	0	2	31			
Kenon	23	7-13	2-2	2-5	2	1	0	1	18			
T. Holmes	30	7-11	4-4	2-4	4	6	0	3	20			
Brownfield	8	0-2	0-0	0-0	1	0	0	0	0			
Gabriel	31	6-18	0-0	1-4	1	1	3	1	14			
Sparks	20	0-5	0-0	1-2	1	1	0	3	0			
Whiting	0+	0-0	0-0	0-0	0	0	0	0	0			
Team				5-6								
Totals	200	37-79	14-15	16-35	17	19	3	15	97			
		.468	.933									

VIRGINIA (1-0)												107
Player	MP	FG	FT	REB (0-1)	A	TO	BS	S	TP			
Diane	27	6-15	2-3	5-7	1	0	1	1	14			
Scott	30	11-13	4-5	10-18	0	4	0	1	26			
Farrakhan	11	1-5	0-0	0-0	0	2	0	0	2			
Baker	21	2-4	0-0	1-5	7	5	0	4	4			
Landesberg	36	10-17	8-11	6-8	8	3	0	3	28			
Tucker	17	6-8	2-4	0-3	0	2	1	0	14			
Zeglinski	31	4-9	2-5	0-4	6	3	1	2	11			
Jones	27	3-8	0-0	0-3	2	1	1	1	8			
Team				1-2								
Totals	200	43-79	18-28	23-50	24	20	4	12	107			
		.544	.643									

3-Point Field Goals: (VMI)--(9-31/.290) C. Holmes (3-7), T. Holmes (2-3), Kenon (2-7), Gabriel (2-9), Bell (0-1), Burks (0-1), Brownfield (0-1), Sparks (0-2). (UVA)--(3-16/.188) Jones (2-5), Zeglinski (1-2), Farrakhan (0-1), Baker (0-1), Tucker (0-1), Landesberg (0-2), Diane (0-4).

VMI	45	52	97
Virginia	51	56	107
Attendance --	9,955		

Sylvan Landesberg scored 28 points, grabbed eight rebounds and had eight assists, and Mike Scott added career highs of 26 points and 18 rebounds to lead Virginia to a season-opening 107-97 victory over VMI at John Paul Jones Arena. Mamadi Diane and Jamil Tucker each added 14 points, and Sammy Zeglinski scored 11 points for the Cavaliers.

The victory was the 11th consecutive season-opening victory for Virginia.

Landesberg's 28 points are the most by a Virginia freshman in his collegiate debut and tied for the second most by an ACC freshman in his first game.

Scott tied a school record with 10 offensive rebounds and his 18 total rebounds were the most by a Cavalier since Travis Watson had 20 rebounds against Wofford on Jan. 2, 2003.

A 28-9 run gave Virginia a 36-19 lead with 10:14 left to play in the first half, but the Keydets rallied to cut the UVA lead to 51-45 at halftime. Scott had 14 first half points for the Cavaliers, Landesberg had 13 and Tucker 10.

The game was tied 82-82 with 6:47 to play when Virginia went on a 10-2 run to take control of the game. A jumper by Scott gave Virginia the lead for good at 84-82 with 6:30 remaining and two three-pointers by Jeff Jones completed the run. VMI didn't get closer than four points the rest of the game.

The Cavaliers shot 54.4 percent (43-79) from the field, out-rebounded the Keydets 50-35 and had 24 assists. VMI shot 46.8 percent (37-79) from the field, 93.3 percent (14-15) from the free throw line and had 15 steals. Virginia shot 64.3 percent (18-28) from the free throw line.

Twinn brothers Chavis and Travis Holmes led VMI. Chavis Holmes scored a game-high 31 points and Travis Holmes had 20 points. Austin Kenon added 18 points, while Willie Bell and Keith Gabriel each scored 14 points.

*"With so many possessions, it is a difficult style to play against. It affected everything that we do: our lineups, holding the big guys out because it would be very difficult for them to guard on the perimeter. They play you against yourself, and it was a difficult preparation for us -- getting us ready to go against what we do every day, so I'm just glad that fortunately we won."* - Dave Leitao

## GAME #2 • NOVEMBER 19, 2008

USF												75
AT VIRGINIA												77
<b>USF (1-1)</b>												
Player	MP	FG	FT	REB (0-1)	A	TO	BS	S	TP			
Williams	20	0-1	0-0	1-4	0	1	1	0	0			
Ajaji	9	1-4	0-2	1-2	0	0	0	0	2			
Howard	28	5-9	1-2	0-2	3	5	0	0	12			
Jones	38	10-23	3-4	3-5	5	3	1	1	23			
Verdejo	37	9-15	0-2	1-2	1	2	0	0	22			
Espinosa	20	3-4	0-0	2-6	2	1	2	0	6			
Leemow	17	0-2	0-0	0-1	2	0	0	0	0			
Rivas Sanchez	31	4-7	2-2	2-9	0	2	0	1	10			
Team				3-8								
Totals	200	32-65	6-12	13-39	13	14	4	2	75			
		.492	.500									

VIRGINIA (2-0)												77
Player	MP	FG	FT	REB (0-1)	A	TO	BS	S	TP			
Diane	30	6-14	1-2	1-3	1	2	0	0	13			
Scott	32	4-9	2-2	4-6	1	2	0	2	10			
Meynsse	6	0-0	0-0	0-0	0	1	0	0	0			
Farrakhan	5	0-0	0-0	0-0	0	0	0	0	0			
Baker	17	1-5	1-4	1-1	2	1	0	0	3			
Tucker	27	4-8	5-8	0-7	1	0	1	1	15			
Zeglinski	22	2-7	4-4	1-5	4	1	0	1	9			
Landesberg	31	8-15	4-6	1-4	0	1	0	3	21			
Soroye	15	1-1	1-2	3-6	0	1	2	1	3			
Jones	15	1-8	0-0	0-0	1	0	0	0	3			
Team				6-7								
Totals	200	27-67	18-28	17-39	10	10	3	8	77			
		.403	.643									

3-Point Field Goals: (USF)--(5-15/.333) Verdejo (4-7), Howard (1-2), Leemow (0-2), Jones (0-4). (UVA)--(5-19/.263) Tucker (2-3), Landesberg (1-2), Zeglinski (1-3), Jones (1-5), Scott (0-1), Baker (0-1), Diane (0-4).

USF	34	41	75
Virginia	34	43	77
Attendance --	8,810		

Sylvan Landesberg scored on a layup with 13 seconds left in the game to give Virginia the lead for good at 76-75 and then added a free throw six seconds later to account for the final margin of victory as the Cavaliers defeated the University of South Florida 77-75 at John Paul Jones Arena.

Landesberg finished with a team-high 21 points and also had four rebounds and three steals. He is the first Virginia freshman since Gary Forbes in 2003-04 to lead the team in scoring in each of the first two games of the season.

Jamil Tucker added a career-high 15 points for the Cavaliers and led the team with seven rebounds. Mamadi Diane added 13 points, while Mike Scott scored 10 points and had six rebounds.

USF jumped out to a 10-2 lead 5:01 into the game, but UVA battled back and to tie the game 34-34 at halftime. Dominique Jones scored 13 points in the first half for USF and Diane had 10 first half points for the Cavaliers.

Virginia trailed by as many as six points in the second half (61-55 with 9:06 to play) before rallying for the victory. Landesberg and Tucker each scored 12 points in the second half to lead UVA.

The Cavaliers shot 40.3 percent (27-67) from the field, including 26.3 percent (5-19) from three-point range, and 64.3 percent (18-28) from the free throw line. Virginia had eight steals and turned the ball over only 10 times in the game. USF shot 49.2 percent (32-65) from the field, including 33.3 percent (5-15) from three-point range, and 50 percent (6-12) from the free throw line. The Bulls turned the ball over 14 times.

Jones finished with a game-high 23 points to lead USF and Jesus Verdejo scored 22 points. Chris Howard scored 12 points for the Bulls and Alex Rivas Sanchez added 10 points and nine rebounds.

*"Without playing particularly well today, we still were able to win. And were able to do a little bit 'guttier'. In the last five minutes, we were finally getting some stops that we weren't successful in stringing together in the previous 35 (minutes). We had some timely plays on the offensive end and a couple of mishaps that we didn't pay prices for."* - Dave Leitao

## GAME #3 • NOVEMBER 21, 2008

RADFORD												66
AT VIRGINIA												68
<b>RADFORD (2-1)</b>												
Player	MP	FG	FT	REB (0-1)	A	TO	BS	S	TP			
Lynch-Flohr	27	6-12	3-6	1-2	1	1	1	0	15			
Parakhouski	26	6-16	4-9	6-12	0	1	0	2	16			
McDuffy	35	4-8	2-2	0-3	1	2	1	0	13			
Johnson	34	2-7	1-2	0-2	2	4	1	0	6			
Thomas	37	3-11	4-4	2-6	3	3	1	1	10			
Austin	5	0-1	0-2	0-0	0	1	0	0	0			
McFarlin	1	0-0	0-0	0-0	0	0	0	0	0			
Martin	9	0-1	0-0	0-1	0	1	0	0	0			
Hall	26	3-6	0-0	3-9	0	2	6	0	6			
Team				2-5								
Totals	200	24-62	14-25	14-40	7	15	10	3	66			
		.387	.560									

VIRGINIA (3-0)												68
Player	MP	FG	FT	REB (0-1)	A	TO	BS	S	TP			
Diane	24	1-9	1-2	3-5	1	0	0	0	3			
Scott	27	2-7	1-3	2-5	1	0	0	0	5			
Soroye	24	3-5	2-2	2-5	0	0	2	2	8			
Baker	18	2-7	5-6	0-0	1	2	0	1	9			
Landesberg	34	9-15	3-4	1-4	0	4	0	1	22			
Farrakhan	4	0-2	0-0	0-1	0	1	0	0	0			
Tucker	16	2-6	0-0	3-6	0	2	0	1	4			
Zeglinski	26	4-8	3-3	0-5	1	2	0	1	11			
Sherrill	5	0-2	0-0	2-3	0	1	0	0	0			
Jones	13	1-3	4-4	0-2	0	1	0	0	6			
Brandenburg	5	0-0	0-0	0-1	0	0	1	0	0			
Tat	1	0-0	0-0	0-0	0	0	0	0	0			
Meynsse	3	0-1	0-0	0-0	0	1	0	0	0			
Team				3-6								
Totals	200	24-65	19-24	16-43	4	14	3	6	68			
		.369	.792									

3-Point Field Goals: (Rad)--(4-12/.333) McDuffy (3-6), Johnson (1-3), Thomas (0-3). (UVA)--(1-9/.111) Landesberg (1-2), Scott (0-1), Zeglinski (0-1), Jones (0-1), Diane (0-2), Baker (0-2).

Radford	29	37	66
Virginia	27	41	68
Attendance --	10,311		

Sylvan Landesberg scored a game-high 22 points and made two free throws with 29 seconds left to play to give Virginia the lead for good at 67-66 and the Cavaliers went on to a 68-66 victory over Radford at John Paul Jones Arena.

Landesberg finished with a game-high total of 22 points and he also had four rebounds. He scored 18 of his points in the second half.

Sammy Zeglinski was the only other player to score in double figures for UVA with 11 points and he had five rebounds. Calvin Baker added nine points for the Cavaliers and Tunji Soroye added eight points, five rebounds and blocked two shots. Baker scored five of UVA's last seven points in the final 2:35 of the game.

Radford led 29-27 at halftime with Joey Lynch-Flohr's nine points leading the Highlanders. Zeglinski had nine first half points for the Cavaliers. Neither team led by more than four points in the second half before Virginia came from behind in the closing minute for the victory.

UVA shot 36.9 percent (24-65) from the field, including just 11.1 percent (1-9) from three-point range, and 79.2 percent (19-24) from the free throw line. The Cavaliers out-rebounded the Highlanders 43-40. Radford shot 38.7 percent (24-62) from the field, including 4-12 from three-point range, and 56.0 percent (14-25) from the free throw line. The Highlanders blocked 10 of the Cavaliers' shots in the game.

Artsiom Parakhouski had a double-double for Radford with 16 points and 12 rebounds. Lynch-Flohr finished with 15 points, while Martell McDuffy scored 13 points and Kenny Thomas 10 for the Highlanders.

*"By chance today, we made a play or two at the end or they didn't execute a play or two at the end, and we were fortunate to win. For the second consecutive game, we haven't exactly played the game we've intended to from day one in practice. If we don't make a decision to turn the corner, both psychologically and physically, these nights that we eek out wins are going to turn to losses, and unfortunately they're going to start stringing together."* - Dave Leitao





# 2008-09 VIRGINIA BASKETBALL

## GAME #4 • NOVEMBER 25, 2008

**LIBERTY** **86**  
**AT VIRGINIA** **82**

LIBERTY (2-1)		FG		FT	REB		A	TO	BS	S	TP
Player	MP				(0-1)						
An. Smith	38	8-14	3-4	0-4	6	2	0	0	0	0	21
Ohman	38	9-12	2-2	0-3	1	0	0	0	2	0	26
Floyd	24	2-5	4-6	0-4	1	3	0	0	0	0	8
Sanders	37	1-2	0-0	1-4	8	0	0	0	0	0	2
Curry	38	9-17	4-6	1-3	1	3	0	0	1	0	26
Stephene	13	1-3	0-0	0-2	4	1	0	0	0	0	3
Spencer	5	0-0	0-0	0-0	0	0	0	0	0	0	0
Au. Smith	4	0-0	0-0	0-0	0	1	0	0	0	0	2
Weaver	3	0-0	0-2	0-1	0	1	0	0	0	0	0
McMasters	0+	0-0	0-0	0-0	0	0	0	0	0	0	0
Team					0-2						
Totals	200	30-53	13-20	2-23	21	11	0	5	5	86	
		.566	.650								

VIRGINIA (3-1)		FG		FT	REB		A	TO	BS	S	TP
Player	MP				(0-1)						
Diane	27	0-6	0-0	0-2	2	1	1	0	0	0	0
Scott	34	3-4	3-4	7-17	1	1	0	0	0	0	9
Baker	25	5-9	2-2	0-3	5	3	0	1	15		
Zeglinski	31	8-13	2-3	0-2	4	5	0	2	24		
Landesberg	35	5-10	6-8	2-9	2	1	0	0	17		
Farrakhan	8	1-3	2-2	0-0	1	2	0	0	5		
Tucker	6	0-0	0-0	1-1	0	1	0	0	0	0	0
Jones	29	4-12	0-0	0-1	3	0	0	2	10		
Iat	0+	0-0	0-0	0-0	0	0	0	0	0	0	0
Meyinsse	5	1-1	0-0	1-1	0	0	0	0	0	0	2
Team					0-1						
Totals	200	27-58	15-19	11-37	18	14	1	5	82		
		.466	.789								

3-Point Field Goals: (LU)--(13-26/500) Ohman (6-8), Curry (4-8), An. Smith (2-6), Stephene (1-1), Sanders (0-1), Floyd (0-2). (UVA)--(13-32/406) Zeglinski (6-10), Baker (3-6), Jones (2-8), Landesberg (1-2), Farrakhan (1-3), Diane (0-3).

Liberty	35	51	86
Virginia	32	50	82
Attendance --	9,263		

Seth Curry and Kyle Ohman each scored 26 points, and Anthony Smith scored 21 to lead Liberty to an 86-82 victory over Virginia at John Paul Jones Arena.

The Flames shot 56.6 percent (30-53) from the field for the game, including 50 percent (13-26) from three-point range. In the second half, Liberty shot 69.6 percent (16-23) from the field, including 60 percent (6-10) from three-point range. The Flames also shot 65 percent (13-20) from the free throw line, 72.2 percent (13-18) in the second half.

Sammy Zeglinski made the first start of his collegiate career and scored a career-high 24 points to lead the Cavaliers. Zeglinski also had a career high with six three-point field goals. Sylvan Landesberg scored 17 points and had nine rebounds, Calvin Baker scored 15 points and had five assists, and Jeff Jones scored 10 points for Virginia. Mike Scott had a game-high 17 rebounds for the Cavaliers.

UVA shot 46.6 percent (27-58) from the field, including 40.6 percent (13-32) from three-point range, and 78.9 percent (15-19) from the free throw line.

A three-pointer by Curry at the buzzer gave Liberty a 35-32 halftime lead. The Flames ran off six consecutive points to take a seven-point lead (78-71) with 1:14 left in the game. Virginia closed to within two points (83-81) with 16 seconds remaining to play, but Liberty hung on for the victory.

Virginia out-rebounded the Flames 37-23.

The loss ended the Cavaliers' 36-game November home winning streak, UVA's 16-game winning streak against Big South opponents and Virginia's 15-game winning streak against non-conference in-state opponents.

*"We lost the game before today even started. We have been flirting with disaster, or losses, for a while now and the ball fortunately bounced our way a couple of times. We were fortunate enough to win the last couple games. It didn't bounce our way this time. We've got to figure ourselves out, begin to start to play the game with some passion and energy, have some fun, and understand one another - our strengths and our weaknesses." - Dave Leitao*

## GAME #5 • NOVEMBER 28, 2008

**VIRGINIA** **70**  
**AT SYRACUSE** **73**

VIRGINIA (3-2)		FG		FT	REB		A	TO	BS	S	TP
Player	MP				(0-1)						
Landesberg	28	5-11	6-8	0-3	3	0	0	2	16		
Scott	37	5-10	0-0	5-10	4	0	0	1	10		
Sene	7	0-0	1-2	0-1	1	0	1	0	1		
Baker	31	6-10	1-1	0-3	3	4	0	4	14		
Zeglinski	29	6-12	0-0	0-4	2	5	0	2	14		
Farrakhan	3	1-3	0-0	0-0	0	0	0	0	2		
Tucker	2	0-2	0-0	1-2	0	0	0	0	0	0	0
Soroye	10	0-1	0-0	0-1	0	0	0	0	0	0	0
Jones	13	1-5	0-0	0-2	1	0	0	0	3		
Diane	16	0-3	0-1	1-2	0	1	0	1	0	0	0
Meyinsse	24	3-7	4-5	4-8	0	1	1	0	10		
Team					2-2						
Totals	200	27-64	12-17	13-38	14	12	2	10	70		
		.422	.706								

SYRACUSE (6-0)		FG		FT	REB		A	TO	BS	S	TP
Player	MP				(0-1)						
Harris	33	4-9	5-7	2-8	1	5	1	3	13		
Ongenaet	6	0-1	0-0	0-0	1	1	0	0	0	0	0
Onuaku	25	1-3	4-4	1-10	0	0	2	0	6		
Flynn	39	4-9	7-11	0-1	6	2	1	1	15		
Devendorf	39	3-3	8-9	0-0	4	2	0	0	14		
Jackson	15	4-8	0-0	2-6	0	0	5	1	8		
Rautins	28	4-10	3-7	0-2	3	2	0	1	15		
Joseph	15	1-2	0-0	1-2	0	3	0	0	2		
Team					0-4						
Totals	200	21-45	27-38	6-33	15	15	9	6	73		
		.467	.711								

3-Point Field Goals: (UVA)--(4-14/286) Zeglinski (2-5), Jones (1-3), Baker (1-4), Landesberg (0-1), Diane (0-1). (SU)--(4-13/308) Rautins (4-9), Harris (0-1), Joseph (0-1), Flynn (0-2).

Virginia	40	30	70
Syracuse	29	44	73
Attendance --	22,096		

Syracuse scored 10 consecutive points, the first six on two three-pointers by Andy Rautins, to take a six-point lead at 62-56 with 6:12 remaining in the game and the Orange went on to a 73-70 victory over Virginia at the Carrier Dome. Rautins' second three-pointer in the run gave Syracuse its first lead (58-56 with 7:54 left to play) since a 2-0 lead in the first minute of the game.

Virginia led by as many as 13 points (40-27) with 30 seconds left in the first half after a 9-0 run that featured five points by Calvin Baker and the Cavaliers led by 11 (40-29) at halftime. UVA's biggest lead of the second half was 12 points on two occasions, the last with 16:57 to play in the game (45-33) after a jump shot by Baker.

Sylvan Landesberg led five Virginia players in double figures in scoring with 16 points. Baker and Sammy Zeglinski each scored 14 points, while Mike Scott added 10 points, 10 rebounds and a career-high four assists, and Jerome Meyinsse 10 points and eight rebounds. The double-double was the second of the season for Scott and the fourth of his UVA career.

Four Syracuse players scored in double figures as the Orange remained undefeated at 6-0. Jonny Flynn scored 15 points and had six assists, and Rautins also scored 15 points to lead Syracuse. Eric Devendorf added 14 points and four assists, and Paul Harris scored 13 points and had eight rebounds for the Orange. Arinze Onuaku led Syracuse with 10 rebounds.

Virginia shot 42.2 percent (27-64) from the field for the game, including 28.6 percent (4-14) from three-point range, and 70.6 percent (12-17) from the free throw line. The Cavaliers out-rebounded the Orange 38-33.

Syracuse shot 46.7 percent (21-45) from the field, including 30.8 percent (4-13) from three-point range, and 71.1 percent (27-38) from the free throw line. The Orange blocked nine Virginia shots.

*"I'm very disappointed with the outcome. We definitely had our chances. I thought for about the first 27, 28 minutes we maintained ourselves in this environment pretty well. Then, typical of Syracuse over the years, they come at you in some waves. The thing that was most disappointing was the points that they scored were scored a little bit too easy for our liking. They got energized by that, picked up their defensive intensity and stopped us from executing the way we had been to get the lead." - Dave Leitao*

## GAME #6 • DECEMBER 2, 2008

**VIRGINIA** **56**  
**AT MINNESOTA** **66**

VIRGINIA (3-3)		FG		FT	REB		A	TO	BS	S	TP
Player	MP				(0-1)						
Scott	18	0-4	0-0	2-6	2	3	0	1	0	0	0
Sene	18	0-0	2-2	2-4	0	1	0	0	0	0	2
Landesberg	33	1-11	8-10	1-6	2	0	0	0	0	0	10
Baker	33	3-11	3-4	0-2	2	3	0	0	0	0	9
Zeglinski	27	4-8	0-0	1-1	2	5	0	0	0	0	10
Diane	15	2-4	0-0	0-1	1	2	1	0	4		
Meyinsse	22	1-1	3-4	2-5	0	2	1	0	5		
Tucker	22	4-8	0-0	1-4	0	1	0	0	2	12	
Farrakhan	12	1-4	2-2	1-2	2	1	0	0	2	4	
Team					4-9						
Totals	200	16-51	18-22	14-40	11	19	2	5	56		
		.314	.818								

MINNESOTA (7-0)		FG		FT	REB		A	TO	BS	S	TP
Player	MP				(0-1)						
Abu-Shamala	11	1-4	0-0	0-1	1	1	0	0	0	0	2
Johnson	33	3-9	0-0	1-6	3	0	3	3	6		
Iverson	22	5-6	4-6	4-7	0	2	0	1	14		
Hoffarber	31	4-8	0-0	1-3	2	1	1	0	12		
Nolen	27	2-4	4-5	0-1	5	2	0	5	9		
Westbrook	28	3-10	6-8	2-4	2	3	0	1	13		
Joseph	13	1-4	0-0	0-4	0	1	0	0	2		
Sampson	17	0-2	0-0	1-1	1	0	2	0	0	0	0
Busch	11	2-3	2-2	0-1	0	2	1	0	6		
Bostick	7	1-3	0-0	0-0	1	0	0	0	2		
Team					0-4						
Totals	200	22-53	16-21	9-32	15	12	7	10	66		
		.415	.762								

3-Point Field Goals: (UVA)--(6-20/300) Tucker (4-8), Zeglinski (2-5), Landesberg (0-2), Farrakhan (0-2), Baker (0-3). (Minn.)--(6-24/250) Hoffarber (4-8), Nolen (1-2), Westbrook (1-5), Bostick (0-1), Joseph (0-2), Abu-Shamala (0-3), Johnson (0-3).

Virginia	29	27	56
Minnesota	32	34	66
Attendance --	12,424		

Virginia lost its third consecutive game when the Cavaliers dropped a 66-56 decision at Minnesota in the ACC-Big Ten Challenge. UVA shot just 31.4 percent (16-51) from the field and turned the ball over 19 times in the loss to the Golden Gophers.

Minnesota made two runs that helped the Golden Gophers take control of the game. The first came with Virginia leading by five points at 16-11.

Starting with a three-pointer by Blake Hoffarber with 8:13 remaining in the first half, Minnesota outscored the Cavaliers 15-2 over a span of 2:43 to take a 26-18 lead with 5:30 left in the half.

The Cavaliers cut the lead to three points (32-29) at halftime and narrowed the deficit to one (32-31) on two free throws by Calvin Baker with 18:48 to play in the game. Minnesota then went on a 13-2 run over a span of 4:14 to take a 12-point lead at 45-33 with 13:42 left to play.

UVA pulled within four points at 48-44 with 10:17 remaining in the game after an 11-3 run of its own and had two possessions to draw closer, but the Cavaliers were unable to score on either possession.

Jamil Tucker scored a team-high 12 points on a career-high four three-point field goals to lead Virginia in scoring. Sylvan Landesberg scored 10 points and had six rebounds for the Cavaliers, and Sammy Zeglinski added 10 points.

UVA shot 30 percent (6-20) from three-point range and 81.8 percent (18-22) from the free throw line. The Cavaliers out-rebounded Minnesota 40-32.

Colton Iverson led the Golden Gophers with game-high totals of 14 points and seven rebounds. Lawrence Westbrook scored 13 points for Minnesota and Hoffarber added 12 points.

Minnesota shot 41.5 percent (22-53) from the field, including 25 percent (6-24) from three-point range, and 76.2 percent (16-21) from the free throw line. The Golden Gophers had 10 steals in the game, blocked seven shots and turned the ball over 12 times.



# 2008-09 VIRGINIA BASKETBALL

GAME #7 • DECEMBER 17, 2008

**LONGWOOD** 61  
**AT VIRGINIA** 90

**LONGWOOD (5-6)**

Player	MP	FG	FT	REB (0-1)	A	TO	BS	S	TP
Smith	29	4-11	2-4	0-3	1	1	0	2	11
Carter	19	5-7	3-5	2-2	0	2	1	0	13
Bogan	26	5-9	0-0	0-2	3	2	0	2	11
Swecker	29	2-8	0-0	0-1	2	1	0	0	5
Neil	17	1-5	0-0	0-2	1	3	0	0	2
Dawson	15	1-3	0-0	1-5	1	0	0	0	2
Washington	22	2-7	0-0	1-3	1	1	0	0	6
Gee	8	2-4	0-0	0-1	1	1	0	2	4
Robinson	12	0-1	1-2	0-2	1	2	0	0	1
Ryan	11	3-8	0-0	1-1	0	0	0	0	6
van der Kooij	3	0-1	0-0	0-0	0	0	0	0	0
Evans	9	0-1	0-0	0-0	1	0	4	0	0
Team				0-1					
Totals	200	25-65	6-11	5-23	12	13	5	6	61
		.385	.545						

**VIRGINIA (4-3)**

Player	MP	FG	FT	REB (0-1)	A	TO	BS	S	TP
Tucker	24	4-12	2-3	2-10	3	0	1	0	11
Scott	27	4-5	0-0	0-6	0	0	1	0	8
Baker	24	5-11	4-4	0-6	3	4	0	1	14
Zeglinski	24	5-8	1-2	0-4	4	3	0	1	14
Landesberg	28	6-10	8-8	6-9	1	6	0	0	20
Farrakhan	4	2-2	0-0	0-0	0	0	0	0	5
Sene	16	2-4	2-3	2-5	1	1	2	0	6
Sherrill	3	0-0	0-0	0-0	0	0	0	0	0
Jones	21	3-4	0-0	2-3	0	1	0	0	7
Diane	19	1-7	1-2	0-1	0	0	1	0	3
Brandenburg	3	1-1	0-0	0-1	0	0	0	0	2
Meynsse	7	0-0	0-2	1-1	0	2	0	0	0
Team				0-3					
Totals	200	33-64	18-24	13-49	12	17	5	2	90
		.516	.750						

3-Point Field Goals: (Long)--(5-22/.227) Washington (2-6), Smith (1-3), Bogan (1-3), Swecker (1-6), Carter (0-1), Neil (0-1), Gee (0-1), van der Kooij (0-1). (Uva)--(6-16/.375) Zeglinski (3-5), Farrakhan (1-1), Jones (1-1), Tucker (1-3), Scott (0-1), Baker (0-2), Diane (0-3).

Longwood	27	34	61
Virginia	42	48	90
Attendance --	8,543		

Virginia opened the game on a 15-2 run and rolled to a 90-61 victory over Longwood. Sylven Landesberg scored six points in the Cavaliers' game-opening surge and Calvin Baker and Mike Scott each scored four points.

The win broke a three-game Uva losing streak.

Virginia scored 16 consecutive points later in the first half to take a 22-point lead at 31-9 with 8:26 left in the half. The Lancers cut the Uva lead to 36-27 with 1:40 remaining in the first half, but the Cavaliers closed the half on a 6-0 run to lead 42-27 at halftime. Longwood got no closer than 14 points in the second half as Virginia pulled away for the victory.


Landesberg scored a game-high 20 points and had nine rebounds to lead the Cavaliers, while Baker and Sammy Zeglinski each finished with 14 points. Jamil Tucker had the first double-double of his collegiate career with 11 points and a game-high 10 rebounds in his first start of the season.

Uva shot 51.6 percent (33-64) from the field, including 37.5 percent (6-16) from three-point range, and 75 percent (18-24) from the free throw line in the game. The Cavaliers out-rebounded Longwood 49-23.

Antwan Carter scored 13 points to lead Longwood. Ryan Bogan and Dana Smith each added 11 points for the Lancers.

Longwood shot 38.5 percent (25-65) from the field, including 22.7 percent (5-22) from three-point range, and 54.5 percent (6-11) from the free throw line.

*"Coming off the long break, one of our concerns was not having the right rhythm that we needed. We have been a victim of that before. We made more good plays today. It is a point to build from. There still are some key areas to improve on, but we'll take that, move on and build some consistency." - Dave Leitao*



# CALVIN BAKER

# #4

Junior • Guard • 6-2 • 186 • Newport News, Va. • Woodside H.S. • William & Mary

### 2008-09 SEASON:

- One of Virginia's tri-captains this season
- Had 14 points and a season-high six rebounds vs. Longwood
- Had 14 points and tied a career high with four steals at Syracuse
- Had a season-high 15 points and five assists vs. Liberty
- Scored nine points vs. Radford, including five of the team's last seven points in the final 2:35
- Assisted Sylven Landesberg's go-ahead layup with 13 seconds remaining against USF
- Had a career-high seven assists and tied a career high with four steals vs. VMI
- Had four points and four rebounds in the exhibition vs. Shepherd

### SINGLE GAME BESTS (at Virginia)

#### POINTS

Season: 15 vs. Liberty (11/25/08)  
 Career: 17 at Maryland (1/30/08)  
 ACC: 17 at Maryland (1/30/08)

#### REBOUNDS

Season: 6 vs. Longwood (12/17/08)  
 Career: 8 vs. Howard (11/14/07)  
 ACC: 7 at Georgia Tech (3/3/08)

#### FG MADE

Season: 6 at Syracuse (11/28/08)  
 Career: 7 vs. Duke (3/5/08)  
 ACC: 7 vs. Duke (3/5/08)

#### FG ATTEMPTS

Season: 11 at Minn.(12/2/08), vs. Longwood (12/17/08)  
 Career: 15 vs. Duke (3/5/08)  
 ACC: 15 vs. Duke (3/5/08)

#### 3 PT FG MADE

Season: 3 vs. Liberty (11/25/08)  
 Career: 4 vs. Northwestern (11/27/07)  
 ACC: 3 on three occasions

#### 3 PT FG ATTEMPTS

Season: 6 vs. Liberty (11/25/08)  
 Career: 7 vs. Syracuse (12/5/07), vs. Ga Tech (1/27/08)  
 ACC: 7 vs. Georgia Tech (1/27/08)

#### FT MADE

Season: 5 vs. Radford (11/21/08)  
 Career: 5 at Miami (3/1/08), vs. Radford (11/21/08)  
 ACC: 5 at Miami (3/1/08)

#### FT ATTEMPTS

Season: 6 vs. Radford (11/21/08)  
 Career: 6 at Miami (3/1/08), vs. Radford (11/21/08)  
 ACC: 6 at Miami (3/1/08)

#### ASSISTS

Season: 7 vs. VMI (11/16/08)  
 Career: 7 vs. VMI (11/16/08)  
 ACC: 5 at Boston College (2/17/08)

#### TURNOVERS

Season: 5 vs. VMI (11/16/08)  
 Career: 5 vs. Duke (3/5/08), vs. VMI (11/16/08)  
 ACC: 5 vs. Duke (3/5/08)

#### BLOCKS

Season: --  
 Career: 2 vs. North Carolina (2/12/08)  
 ACC: 2 vs. North Carolina (2/12/08)

#### STEALS

Season: 4 vs. VMI (11/16/08), at Syracuse (11/28/08)  
 Career: 4 on three occasions  
 ACC: 4 at Georgia Tech (3/3/08)

#### MINUTES

Season: 33 at Minnesota (12/2/08)  
 Career: 34 at Florida State (1/23/08)  
 ACC: 34 at Florida State (1/23/08)

### 2008-09 GAME-BY GAME:

Opponent	GP-GS	FG-FGA	3FG-3FGA	FT-FTA	Off-Def	Total	A	TO	Blk	Stl	PF	Min	Pts
VMI	1-1	2-4	0-1	0-0	1-4	5	7	5	0	4	1	21	4
USF	2-2	1-5	0-1	1-4	1-0	1	2	1	0	0	1	17	3
Radford	3-3	2-7	0-2	5-6	0-0	0	1	2	0	1	1	18	9
Liberty	4-4	5-9	3-6	2-2	0-3	3	5	3	0	1	5	25	15
at Syracuse	5-5	6-10	1-4	1-1	0-3	3	3	4	0	4	5	31	14
at Minnesota	6-6	3-11	0-3	3-4	0-2	2	2	3	0	0	4	33	9
Longwood	7-7	5-11	0-2	4-4	0-6	6	3	4	0	1	0	24	14

### CAREER STATISTICS (at Virginia)

Year	G-GS	Min-Avg.	FG-FGA	Pct.	3FG-3FGA	Pct.	FT-FTA	Pct.	Off-Def.	Reb-Avg.	PF-DQ	Ast	TO	Blk	Stl	Pts-Avg
2006-07	Did not play after transferring															
ACC																
2007-08	33-8	835-25.3	103-247	.417	41-110	.373	37-55	.673	19-67	86-2.6	62-0	79	57	5	29	284-8.6
ACC	16-8	448-28.0	55-133	.414	20-53	.377	24-32	.750	9-37	46-2.9	30-0	34	29	4	19	154-9.6
2008-09	7-7	169-24.1	24-57	.421	4-19	.211	16-21	.762	2-18	20-2.9	17-2	23	22	0	11	68-9.7
ACC																
<b>CAREER</b>	<b>40-15</b>	<b>1004-25.1</b>	<b>127-304</b>	<b>.418</b>	<b>45-129</b>	<b>.349</b>	<b>53-76</b>	<b>.697</b>	<b>21-85</b>	<b>106-2.7</b>	<b>79-2</b>	<b>102</b>	<b>79</b>	<b>5</b>	<b>40</b>	<b>352-8.8</b>
ACC	16-8	448-28.0	55-133	.414	20-53	.377	24-32	.750	9-37	46-2.9	30-0	34	29	4	19	154-9.6



# JOHN BRANDENBURG #25

Freshman • Center • 6-11 • 241 • Des Peres, Mo. • De Smet Jesuit H.S.

## 2008-09 SEASON:

- Had two points and one rebound vs. Longwood
- Made collegiate debut vs. Radford and had one rebound and one block
- Had two points and four rebounds in six minutes of action in the exhibition vs. Shepherd

## SINGLE GAME BESTS

### POINTS

Season: 2 vs. Longwood (12/17/08)  
 Career: 2 vs. Longwood (12/17/08)  
 ACC: --

### REBOUNDS

Season: 1 vs. Radford (11/21/08), vs. Longwood (12/17/08)  
 Career: 1 vs. Radford (11/21/08), vs. Longwood (12/17/08)  
 ACC: --

### FG MADE

Season: 1 vs. Longwood (12/17/08)  
 Career: 1 vs. Longwood (12/17/08)  
 ACC: --

### FG ATTEMPTS

Season: 1 vs. Longwood (12/17/08)  
 Career: 1 vs. Longwood (12/17/08)  
 ACC: --

### 3 PT FG MADE

Season: --  
 Career: --  
 ACC: --

### 3 PT FG ATTEMPTS

Season: --  
 Career: --  
 ACC: --

### FT MADE

Season: --  
 Career: --  
 ACC: --

### FT ATTEMPTS

Season: --  
 Career: --  
 ACC: --

### ASSISTS

Season: --  
 Career: --  
 ACC: --

### TURNOVERS

Season: --  
 Career: --  
 ACC: --

### BLOCKS

Season: 1 vs. Radford (11/21/08)  
 Career: 1 vs. Radford (11/21/08)  
 ACC: --

### STEALS

Season: --  
 Career: --  
 ACC: --

### MINUTES

Season: 5 vs. Radford (11/21/08)  
 Career: 5 vs. Radford (11/21/08)  
 ACC: --


## 2008-09 GAME-BY GAME:

Opponent	GP-GS	FG-FGA	3FG-3FGA	FT-FTA	Off-Def	Total	A	TO	Blk	Stl	PF	Min	Pts
VMI	DNP												
USF	DNP												
Radford	1-0	0-0	0-0	0-0	0-1	1	0	0	1	0	3	5	0
Liberty	DNP												
at Syracuse	DNP												
at Minnesota	DNP												
Longwood	2-0	1-1	0-0	0-0	0-1	1	0	0	0	0	0	3	2

## CAREER STATISTICS

Year	G-GS	Min-Avg.	FG-FGA	Pct.	3FG-3FGA	Pct.	FT-FTA	Pct.	Off-Def.	Reb-Avg.	PF-DQ	Ast	TO	Blk	Stl	Pts-Avg
2008-09	2-0	8-4.0	1-1	1.000	0-0	.000	0-0	.000	0-2	2-1.0	3-0	0	0	1	0	2-1.0
ACC CAREER	2-0	8-4.0	1-1	1.000	0-0	.000	0-0	.000	0-2	2-1.0	3-0	0	0	1	0	2-1.0





# MAMADI DIANE

# #24

Senior • Guard/Forward • 6-5 • 204 • Potomac, Md. • DeMatha Catholic H.S.

## 2008-09 SEASON:

- One of Virginia's tri-captains this season
- Played in the 100th game of his Virginia career at Syracuse
- Scored 13 points vs. USF
- Had 14 points and seven rebounds vs. VMI
- Scored 14 points in the exhibition vs. Shepherd

## SINGLE GAME BESTS

### POINTS

Season: 14 vs. VMI (11/16/08)  
 Career: 26 vs. Maryland (1/16/07)  
 ACC: 26 vs. Maryland (1/16/07)

### REBOUNDS

Season: 7 vs. VMI (11/16/08)  
 Career: 11 vs. Hampton (12/16/06)  
 ACC: 10 vs. Wake Forest (2/4/06)

### FG MADE

Season: 6 vs. VMI (11/16/08), vs. USF (11/19/08)  
 Career: 9 vs. Maryland (1/16/07)  
 ACC: 9 vs. Maryland (1/16/07)

### FG ATTEMPTS

Season: 15 vs. VMI (11/16/08)  
 Career: 17 vs. Georgia Tech (1/27/08)  
 ACC: 17 vs. Georgia Tech (1/27/08)

### 3 PT FG MADE

Season: --  
 Career: 6 vs. Northwestern (11/27/07)  
 ACC: 5 at Florida State (1/23/08)

### 3 PT FG ATTEMPTS

Season: 4 vs. VMI (11/16/08), vs. USF (11/19/08)  
 Career: 10 vs. Boston College (1/19/08)  
 ACC: 10 vs. Boston College (1/19/08)

### FT MADE

Season: 2 vs. VMI (11/16/08)  
 Career: 7 vs. Loyola (12/23/05), vs. UMES (11/26/06)  
 ACC: 6 vs. Maryland (1/16/07)

### FT ATTEMPTS

Season: 3 vs. VMI (11/16/08)  
 Career: 8 vs. Loyola (12/23/05)  
 ACC: 7 vs. Md (1/16/07), at VT (2/2/08)

### ASSISTS

Season: 2 vs. Liberty (11/25/08)  
 Career: 4 vs. Loyola (12/23/05), at Md (1/30/08)  
 ACC: 4 at Maryland (1/30/08)

### TURNOVERS

Season: 2 vs. USF (11/19/08), at Minn. (12/2/08)  
 Career: 5 vs. Morgan St. (11/19/06), at GT (3/3/08)  
 ACC: 5 at Georgia Tech (3/3/08)

### BLOCKS

Season: 1 on four occasions  
 Career: 3 vs. Liberty (11/18/05), at Arizona (11/17/07)  
 ACC: 2 on 4 occasions

### STEALS

Season: 1 vs. VMI (11/16/08), at Syracuse (11/28/08)  
 Career: 4 vs. Maryland (1/16/07)  
 ACC: 4 vs. Maryland (1/16/07)

### MINUTES


Season: 30 vs. USF (11/19/08)  
 Career: 42 vs. Georgia Tech (1/27/08)  
 ACC: 42 vs. Georgia Tech (1/27/08)

## 2008-09 GAME-BY-GAME:

Opponent	GP-GS	FG-FGA	3FG-3FGA	FT-FTA	Off-Def	Total	A	TO	Blk	Stl	PF	Min	Pts
VMI	1-1	6-15	0-4	2-3	5-2	7	1	0	1	1	3	27	14
USF	2-2	6-14	0-4	1-2	1-2	3	1	2	0	0	3	30	13
Radford	3-3	1-9	0-2	1-2	3-2	5	1	0	0	0	24	3	
Liberty	4-4	0-6	0-3	0-0	0-2	2	2	1	1	0	3	27	0
at Syracuse	5-4	0-3	0-1	0-1	1-1	2	0	1	0	1	2	16	0
at Minnesota	6-4	2-4	0-0	0-0	0-1	1	1	2	1	0	1	15	4
Longwood	7-4	1-7	0-3	1-2	0-1	1	0	0	1	0	0	19	3

## CAREER STATISTICS

Year	G-GS	Min-Avg.	FG-FGA	Pct.	3FG-3FGA	Pct.	FT-FTA	Pct.	Off-Def.	Reb-Avg.	PF-DQ	Ast	TO	Blk	Stl	Pts-Avg
2005-06	30-11	668-22.3	65-193	.337	16-66	.242	35-43	.814	33-79	112-3.7	42-0	32	36	11	22	181-6.0
ACC	16-1	321-20.1	31-94	.330	7-36	.194	12-15	.800	20-39	59-3.7	22-0	17	17	3	10	81-5.1
2006-07	32-32	883-27.6	111-251	.442	42-120	.350	43-57	.754	34-78	112-3.5	61-3	38	42	13	26	307-9.6
ACC	16-16	446-27.9	49-132	.371	18-64	.281	18-27	.667	17-37	54-3.4	32-2	18	21	8	15	134-8.4
2007-08	33-22	950-28.8	131-303	.432	60-145	.414	67-99	.677	55-91	146-4.4	72-0	37	59	22	20	389-11.8
ACC	16-8	482-30.1	60-160	.375	24-70	.343	40-60	.667	35-41	76-4.8	36-0	15	28	7	8	184-11.5
2008-09	7-4	158-22.6	16-58	.276	0-17	.000	5-10	.500	10-11	21-3.0	12-0	6	6	4	2	37-5.3
ACC																
<b>CAREER</b>	<b>102-69</b>	<b>2659-26.1</b>	<b>323-805</b>	<b>.401</b>	<b>118-348</b>	<b>.339</b>	<b>150-209</b>	<b>.718</b>	<b>132-259</b>	<b>391-3.8</b>	<b>187-3</b>	<b>113</b>	<b>143</b>	<b>50</b>	<b>70</b>	<b>914-9.0</b>
ACC	48-25	1249-26.0	140-386	.363	49-170	.288	70-102	.686	72-117	189-3.9	90-2	50	66	18	33	399-8.3



# MUSTAPHA FARRAKHAN

# #2

Sophomore • Guard • 6-4 • 179 • Harvey, Ill. • Thornton Township H.S.

## 2008-09 SEASON:

- Tied a career-high with five points vs. Longwood
- Had four points, two assists and two steals at Minnesota
- Had two points at Syracuse
- Scored a career-high five points vs. Liberty
- Made first career start vs. VMI and had two points
- Had nine points and five assists in the exhibition vs. Shepherd

## SINGLE GAME BESTS

### POINTS

Season: 5 vs. Liberty (11/25/08), vs. Longwood (12/17/08)  
 Career: 5 vs. Liberty (11/25/08), vs. Longwood (12/17/08)  
 ACC: 3 vs. Georgia Tech (1/27/08)

### REBOUNDS

Season: 2 at Minnesota (12/2/08)  
 Career: 4 at Maryland (1/30/08)  
 ACC: 4 at Maryland (1/30/08)

### FG MADE

Season: 2 vs. Longwood (12/17/08)  
 Career: 2 vs. Howard (11/14/07), vs. Longwood (12/17/08)  
 ACC: 1 vs. Georgia Tech (1/27/08)

### FG ATTEMPTS

Season: 5 vs. VMI (11/16/08)  
 Career: 6 vs. Howard (11/14/07)  
 ACC: 5 vs. Georgia Tech (1/27/08)

### 3 PT FG MADE

Season: 1 vs. Liberty (11/25/08), vs. Longwood (12/17/08)  
 Career: 1 on four occasions  
 ACC: 1 vs. Georgia Tech (1/27/08)

### 3 PT FG ATTEMPTS

Season: 3 vs. Liberty (11/25/08)  
 Career: 3 vs. Ga Tech (1/27/08), vs. Liberty (11/25/08)  
 ACC: 3 vs. Georgia Tech (1/27/08)

### FT MADE

Season: 2 vs. Liberty (11/25/08), at Minn (12/2/08)  
 Career: 2 vs. Liberty (11/25/08), at Minn (12/2/08)  
 ACC: 1 at Maryland (1/30/08)

### FT ATTEMPTS

Season: 2 vs. Liberty (11/25/08), at Minn (12/2/08)  
 Career: 2 on four occasions  
 ACC: 2 at Maryland (1/30/08)

### ASSISTS

Season: 2 at Minnesota (12/2/08)  
 Career: 2 at Minnesota (12/2/08)  
 ACC: 1 vs. Georgia Tech (1/27/08)

### TURNOVERS

Season: 2 vs. VMI (11/16/08), vs. Liberty (11/25/08)  
 Career: 3 at Penn (11/23/07)  
 ACC: 2 vs. Clemson (2/7/08)

### BLOCKS

Season: --  
 Career: --  
 ACC: --

### STEALS

Season: 2 at Minnesota (12/2/08)  
 Career: 2 at Minnesota (12/2/08)  
 ACC: --

### MINUTES


Season: 12 at Minnesota (12/2/08)  
 Career: 12 on three occasions  
 ACC: 12 at Md (1/30/08), vs. Clemson (2/7/08)

## 2008-09 GAME-BY-GAME:

Opponent	GP-GS	FG-FGA	3FG-3FGA	FT-FTA	Off-Def	Total	A	TO	Blk	Stl	PF	Min	Pts
VMI	1-1	1-5	0-1	0-0	0-0	0	0	2	0	0	0	11	2
USF	2-2	0-0	0-0	0-0	0-0	0	0	0	0	0	1	5	0
Radford	3-2	0-2	0-0	0-0	0-1	1	0	1	0	0	0	4	0
Liberty	4-2	1-3	1-3	2-2	0-0	0	1	2	0	0	3	8	5
at Syracuse	5-2	1-3	0-0	0-0	0-0	0	0	0	0	0	1	3	2
at Minnesota	6-2	1-4	0-2	2-2	1-1	2	2	1	0	2	3	12	4
Longwood	7-2	2-2	1-1	0-0	0-0	0	0	0	0	0	0	4	5

## CAREER STATISTICS

Year	G-GS	Min-Avg.	FG-FGA	Pct.	3FG-3FGA	Pct.	FT-FTA	Pct.	Off-Def.	Reb-Avg.	PF-DQ	Ast	TO	Blk	Stl	Pts-Avg
2007-08	19-0	115-6.1	7-38	.184	2-16	.125	1-5	.200	4-11	15-0.8	9-0	5	12	0	2	17-0.9
ACC	6-0	43-7.2	1-13	.077	1-7	.143	1-3	.333	2-4	6-1.0	3-0	1	3	0	0	4-0.7
2008-09	7-2	47-6.7	6-19	.316	2-7	.286	4-4	1.000	1-2	3-0.4	8-0	3	6	0	2	18-2.6
ACC																
<b>CAREER</b>	<b>26-2</b>	<b>162-6.2</b>	<b>13-57</b>	<b>.228</b>	<b>4-23</b>	<b>.174</b>	<b>5-9</b>	<b>.556</b>	<b>5-13</b>	<b>18-0.7</b>	<b>17-0</b>	<b>8</b>	<b>18</b>	<b>0</b>	<b>4</b>	<b>35-1.3</b>
ACC	6-0	43-7.2	1-13	.077	1-7	.143	1-3	.333	2-4	6-1.0	3-0	1	3	0	0	4-0.7



# JEFF JONES

# #23

Sophomore • Guard • 6-4 • 200 • Chester, Pa. • Monsignor Bonner H.S.

## 2008-09 SEASON:

- Had seven points and three rebounds vs. Longwood
- Had three points at Syracuse
- Scored a season-high 10 points vs. Liberty
- Had six points vs. Radford
- Scored three points vs. USF
- Had eight points and three rebounds vs. VMI
- Had 18 points and five rebounds in the exhibition vs. Shepherd

## SINGLE GAME BESTS

### POINTS

Season: 10 vs. Liberty (11/25/08)  
 Career: 26 vs. Bradley (3/26/08)  
 ACC: 9 vs. NC State (2/24/08)

### REBOUNDS

Season: 3 vs. VMI (11/16/08), vs. Longwood (12/17/08)  
 Career: 6 vs. Vermont (11/11/07)  
 ACC: 4 at WF (2/9/08), vs. Duke (3/5/08)

### FG MADE

Season: 4 vs. Liberty (11/25/08)  
 Career: 9 vs. Bradley (3/26/08)  
 ACC: 4 vs. NCSU (2/24/08)

### FG ATTEMPTS

Season: 12 vs. Liberty (11/25/08)  
 Career: 14 vs. Bradley (3/26/08)  
 ACC: 8 vs. NCSU (2/24/08), vs. GT (3/13/08)

### 3 PT FG MADE

Season: 2 vs. VMI (11/16/08), vs. Liberty (11/25/08)  
 Career: 6 vs. Bradley (3/26/08)  
 ACC: 1 on three occasions

### 3 PT FG ATTEMPTS

Season: 8 vs. Liberty (11/25/08)  
 Career: 8 vs. Bradley (3/26/08), vs. Liberty (11/25/08)  
 ACC: 4 vs. Georgia Tech (3/13/08)

### FT MADE

Season: 4 vs. Radford (11/21/08)  
 Career: 4 on three occasions  
 ACC: 2 on four occasions

### FT ATTEMPTS

Season: 4 vs. Radford (11/21/08)  
 Career: 5 vs. N'western (11/27/07), vs. Hartford (12/30/07)  
 ACC: 3 vs. Georgia Tech (3/13/08)

### ASSISTS

Season: 3 vs. Liberty (11/25/08)  
 Career: 4 at Boston College (2/17/08)  
 ACC: 4 at Boston College (2/17/08)

### TURNOVERS

Season: 1 on three occasions  
 Career: 4 vs. Longwood (12/7/07)  
 ACC: 3 at Duke (1/13/08)

### BLOCKS

Season: 1 vs. VMI (11/16/08)  
 Career: 1 on five occasions  
 ACC: 1 at Boston College (2/17/08)

### STEALS

Season: 2 vs. Liberty (11/25/08)  
 Career: 3 vs. Howard (11/14/07)  
 ACC: 1 on five occasions

### MINUTES


Season: 29 vs. Liberty (11/25/08)  
 Career: 31 vs. Bradley (3/26/08)  
 ACC: 22 vs. Georgia Tech (3/13/08)

## 2008-09 GAME-BY-GAME:

Opponent	GP-GS	FG-FGA	3FG-3FGA	FT-FTA	Off-Def	Total	A	TO	Blk	Stl	PF	Min	Pts
VMI	1-0	3-8	2-5	0-0	0-3	3	2	1	1	1	0	27	8
USF	2-0	1-8	1-5	0-0	0-0	0	1	0	0	0	2	15	3
Radford	3-0	1-3	0-1	4-4	0-2	2	0	1	0	0	2	13	6
Liberty	4-0	4-12	2-8	0-0	0-1	1	3	0	0	2	3	29	10
at Syracuse	5-0	1-5	1-3	0-0	0-2	2	1	0	0	0	0	13	3
at Minnesota	DNP												
Longwood	6-0	3-4	1-1	0-0	2-1	3	0	1	0	0	1	21	7

## CAREER STATISTICS

Year	G-GS	Min-Avg.	FG-FGA	Pct.	3FG-3FGA	Pct.	FT-FTA	Pct.	Off-Def.	Reb-Avg.	PF-DQ	Ast	TO	Blk	Stl	Pts-Avg
2007-08	33-25	494-15.0	55-151	.364	16-51	.314	33-47	.702	15-45	60-1.8	46-0	17	41	4	10	159-4.8
ACC	16-8	193-12.1	12-51	.235	2-14	.143	10-14	.714	6-14	20-1.3	20-0	8	16	1	5	36-2.3
2008-09	6-0	118-19.7	13-40	.325	7-23	.304	4-4	1.000	2-9	11-1.8	8-0	7	3	1	3	37-6.2
ACC																
CAREER	39-25	612-15.7	68-191	.356	23-74	.311	37-51	.725	17-54	71-1.8	54-0	24	44	5	13	196-5.0
ACC	16-8	193-12.1	12-51	.235	2-14	.143	10-14	.714	6-14	20-1.3	20-0	8	16	1	5	36-2.3



# SYLVEN LANDESBERG

# #15

Freshman • Guard • 6-6 • 205 • Flushing, N.Y. • Holy Cross H.S.

## 2008-09 SEASON:

- Finished second in the Preseason ACC Rookie of the Year voting
- Named ACC Rookie of the Week on Nov. 17 and Nov. 24
- Has led the team in scoring in five of the first seven games
- Has scored in double figures in every game this season
- Had 20 points and nine rebounds vs. Longwood
- Scored 16 points at Syracuse
- Had 17 points and nine rebounds vs. Liberty
- Had 22 points, including 18 in second half, vs. Radford and made two free throws to put Virginia ahead for good with 29 seconds to play
- Scored 21 points, including the game-winning layup with 13 seconds left, vs. USF
- Had 28 points, eight rebounds and eight assists vs. VMI in his collegiate debut
- His 28 points vs. VMI are a Cavalier record for a freshman in his first career game and tied for second most in ACC history
- First Cavalier freshman to score at least 20 points in his first three career games
- First Cavalier freshman to lead the team in scoring in his first three games since Tom Sheehey in 1983-84
- Had 13 points in the exhibition vs. Shepherd

## 2008-09 GAME-BY GAME:

Opponent	GP-GS	FG-FGA	3FG-3FGA	FT-FTA	Off-Def	Total	A	TO	Blk	Stl	PF	Min	Pts
VMI	1-1	10-17	0-2	8-11	6-2	8	8	3	0	3	2	36	28
USF	2-1	8-15	1-2	4-6	1-3	4	0	1	0	3	1	31	21
Radford	3-2	9-15	1-2	3-4	1-3	4	0	4	0	1	3	34	22
Liberty	4-3	5-10	1-2	6-8	2-7	9	2	1	0	0	2	35	17
at Syracuse	5-4	5-11	0-1	6-8	0-3	3	3	0	0	2	5	28	16
at Minnesota	6-5	1-11	0-2	8-10	1-5	6	2	0	0	0	1	33	10
Longwood	7-6	6-10	0-0	8-8	6-3	9	1	6	0	0	1	28	20

## SINGLE GAME BESTS

### POINTS

Season: 28 vs. VMI (11/16/08)  
 Career: 28 vs. VMI (11/16/08)  
 ACC: --

### REBOUNDS

Season: 9 vs. Liberty (11/25/08), vs. Longwood (12/17/08)  
 Career: 9 vs. Liberty (11/25/08), vs. Longwood (12/17/08)  
 ACC: --

### FG MADE

Season: 10 vs. VMI (11/16/08)  
 Career: 10 vs. VMI (11/16/08)  
 ACC: --

### FG ATTEMPTS

Season: 17 vs. VMI (11/16/08)  
 Career: 17 vs. VMI (11/16/08)  
 ACC: --

### 3 PT FG MADE

Season: 1 on three occasions  
 Career: 1 on three occasions  
 ACC: --

### 3 PT FG ATTEMPTS

Season: 2 on five occasions  
 Career: 2 on five occasions  
 ACC: --

### FT MADE

Season: 8 on three occasions  
 Career: 8 on three occasions  
 ACC: --

### FT ATTEMPTS

Season: 11 vs. VMI (11/16/08)  
 Career: 11 vs. VMI (11/16/08)  
 ACC: --

### ASSISTS

Season: 8 vs. VMI (11/16/08)  
 Career: 8 vs. VMI (11/16/08)  
 ACC: --

### TURNOVERS

Season: 6 vs. Longwood (12/17/08)  
 Career: 6 vs. Longwood (12/17/08)  
 ACC: --

### BLOCKS

Season: --  
 Career: --  
 ACC: --

### STEALS

Season: 3 vs. VMI (11/16/08), vs. USF (11/19/08)  
 Career: 3 vs. VMI (11/16/08), vs. USF (11/19/08)  
 ACC: --


### MINUTES

Season: 36 vs. VMI (11/16/08)  
 Career: 36 vs. VMI (11/16/08)  
 ACC: --

## CAREER STATISTICS

Year	G-GS	Min-Avg.	FG-FGA	Pct.	3FG-3FGA	Pct.	FT-FTA	Pct.	Off-Def.	Reb-Avg.	PF-DQ	Ast	TO	Blk	Stl	Pts-Avg
2008-09	7-6	225-32.1	44-89	.494	3-11	.273	43-55	.782	17-26	43-6.1	15-1	16	15	0	9	134-19.1
ACC CAREER	7-6	225-32.1	44-89	.494	3-11	.273	43-55	.782	17-26	43-6.1	15-1	16	15	0	9	134-19.1





# JEROME MEYINSSE

# #55

Junior • Forward/Center • 6-9 • 245 • Baton Rouge, La. • McKinley H.S.

## 2008-09 SEASON:

- Had five points and five rebounds at Minnesota
- Had season-high totals of 10 points and eight rebounds at Syracuse
- Had two points and one rebound vs. Liberty
- Made first career start vs. USF
- Had four points and five rebounds in the exhibition vs. Shepherd

## SINGLE GAME BESTS

### POINTS

Season: 10 at Syracuse (11/28/08)  
 Career: 12 vs. Elon (12/22/07)  
 ACC: 4 at Florida State (1/23/08)

### REBOUNDS

Season: 8 at Syracuse (11/28/08)  
 Career: 9 vs. Hampton (12/19/07)  
 ACC: 3 vs. BC (1/19/08), at FSU (1/23/08)

### FG MADE

Season: 3 at Syracuse (11/28/08)  
 Career: 5 vs. Elon (12/22/07)  
 ACC: 2 at Florida State (1/23/08)

### FG ATTEMPTS

Season: 7 at Syracuse (11/28/08)  
 Career: 7 vs. Hampton (12/19/07), at Syracuse (11/28/08)  
 ACC: 3 vs. Clemson (2/7/08)

### 3 PT FG MADE

Season: --  
 Career: --  
 ACC: --

### 3 PT FG ATTEMPTS

Season: --  
 Career: --  
 ACC: --

### FT MADE

Season: 4 at Syracuse (11/28/08)  
 Career: 5 vs. UMES (11/26/06)  
 ACC: --

### FT ATTEMPTS

Season: 5 at Syracuse (11/28/08)  
 Career: 6 vs. UMES (11/26/06)  
 ACC: 2 vs. Boston College (1/19/08)

### ASSISTS

Season: --  
 Career: 1 on three occasions  
 ACC: --

### TURNOVERS

Season: 2 at Minn. (12/2/08), vs. Longwood (12/17/08)  
 Career: 2 on five occasions  
 ACC: --

### BLOCKS

Season: 1 at Syracuse (11/28/08), at Minn (12/2/08)  
 Career: 2 vs. Richmond (3/18/08)  
 ACC: --

### STEALS

Season: --  
 Career: 2 vs. PR-Mayaguez (12/21/06)  
 ACC: 1 at Florida State (1/23/08)

### MINUTES


Season: 24 at Syracuse (11/28/08)  
 Career: 24 at Syracuse (11/28/08)  
 ACC: 14 at Florida State (1/23/08)

## 2008-09 GAME-BY-GAME:

Opponent	GP-GS	FG-FGA	3FG-3FGA	FT-FTA	Off-Def	Total	A	TO	Blk	Stl	PF	Min	Pts
VMI	DNP												
USF	1-1	0-0	0-0	0-0	0-0	0	0	1	0	0	0	6	0
Radford	2-1	0-1	0-0	0-0	0-0	0	0	1	0	0	0	3	0
Liberty	3-1	1-1	0-0	0-0	1-0	1	0	0	0	0	0	5	2
at Syracuse	4-1	3-7	0-0	4-5	4-4	8	0	1	1	0	2	24	10
at Minnesota	5-1	1-1	0-0	3-4	2-3	5	0	2	1	0	1	22	5
Longwood	6-1	0-0	0-0	0-2	1-0	1	0	2	0	0	2	7	0

## CAREER STATISTICS

Year	G-GS	Min-Avg.	FG-FGA	Pct.	3FG-3FGA	Pct.	FT-FTA	Pct.	Off-Def.	Reb-Avg.	PF-DQ	Ast	TO	Blk	Stl	Pts-Avg
2006-07	15-0	100-6.7	4-11	.364	0-0	.000	9-13	.692	3-17	20-1.3	15-0	1	4	2	2	17-1.1
ACC	4-0	8-2.0	0-1	.000	0-0	.000	0-0	.000	0-0	0-0.0	3-0	0	0	0	0	0-0.0
2007-08	26-0	188-7.2	23-33	.697	0-0	.000	4-12	.333	18-31	49-1.9	36-0	2	7	3	3	50-1.9
ACC	13-0	77-5.9	7-11	.636	0-0	.000	0-2	.000	5-12	17-1.3	21-0	0	0	0	1	14-1.1
2008-09	6-1	67-11.2	5-10	.500	0-0	.000	7-11	.636	8-7	15-2.5	5-0	0	7	2	0	17-2.8
ACC																
<b>CAREER</b>	<b>47-1</b>	<b>355-7.6</b>	<b>32-54</b>	<b>.593</b>	<b>0-0</b>	<b>.000</b>	<b>20-36</b>	<b>.556</b>	<b>29-55</b>	<b>84-1.8</b>	<b>56-0</b>	<b>3</b>	<b>18</b>	<b>7</b>	<b>5</b>	<b>84-1.8</b>
ACC	17-0	85-5.0	7-12	.583	0-0	.000	0-2	.000	5-12	17-1.0	24-0	0	0	0	1	14-0.8



# MIKE SCOTT

# #32

Sophomore • Forward • 6-8 • 233 • Chesapeake, Va. • Hargrave Military Academy

## 2008-09 SEASON:

- Had 10 points and 10 rebounds at Syracuse for his second double-double of the season, along with a career-high four assists in a career-high 37 minutes
- Had nine points and 17 rebounds vs. Liberty
- Had 10 points and six rebounds vs. USF
- Set career highs with 26 points and 18 rebounds vs. VMI, including tying the school record with 10 offensive rebounds in the game
- Has four career double-doubles
- Had 10 points and 14 rebounds in the exhibition vs. Shepherd

## 2008-09 GAME-BY GAME:

Opponent	GP-GS	FG-FGA	3FG-3FGA	FT-FTA	Off-Def	Total	A	TO	Blk	Stl	PF	Min	Pts
VMI	1-1	11-13	0-0	4-5	10-8	18	0	4	0	1	2	30	26
USF	2-2	4-9	0-1	2-2	4-2	6	1	2	0	2	2	32	10
Radford	3-3	2-7	0-1	1-3	2-3	5	1	0	0	0	4	27	5
Liberty	4-4	3-4	0-0	3-4	7-10	17	1	1	0	0	2	34	9
at Syracuse	5-5	5-10	0-0	0-0	5-5	10	4	0	0	1	1	37	10
at Minnesota	6-6	0-4	0-0	0-0	2-4	6	2	3	0	1	1	18	0
Longwood	7-7	4-5	0-1	0-0	0-6	6	0	0	1	0	2	27	8

## SINGLE GAME BESTS

### POINTS

Season: 26 vs. VMI (11/16/08)  
 Career: 26 vs. VMI (11/16/08)  
 ACC: 11 at Boston College (2/17/08)

### REBOUNDS

Season: 18 vs. VMI (11/16/08)  
 Career: 18 vs. VMI (11/16/08)  
 ACC: 12 at Md (1/30/08), at BC (2/17/08)

### FG MADE

Season: 11 vs. VMI (11/16/08)  
 Career: 11 vs. VMI (11/16/08)  
 ACC: 5 at Boston College (2/17/08)

### FG ATTEMPTS

Season: 13 vs. VMI (11/16/08)  
 Career: 13 vs. VMI (11/16/08)  
 ACC: 11 at Boston College (2/17/08)

### 3 PT FG MADE

Season: --  
 Career: 2 vs. Georgia Tech (3/13/08)  
 ACC: 2 vs. Georgia Tech (3/13/08)

### 3 PT FG ATTEMPTS

Season: 1 on three occasions  
 Career: 2 at BC (2/17/08), vs. GT (3/13/08)  
 ACC: 2 at BC (2/17/08), vs. GT (3/13/08)

### FT MADE

Season: 4 vs. VMI (11/16/08)  
 Career: 5 vs. Drexel (11/20/07), at VT (2/2/08)  
 ACC: 5 at Virginia Tech (2/2/08)

### FT ATTEMPTS

Season: 5 vs. VMI (11/16/08)  
 Career: 7 at Virginia Tech (2/2/08)  
 ACC: 7 at Virginia Tech (2/2/08)

### ASSISTS

Season: 4 at Syracuse (11/28/08)  
 Career: 4 at Syracuse (11/28/08)  
 ACC: 2 at Miami (3/1/08)

### TURNOVERS

Season: 4 vs. VMI (11/16/08)  
 Career: 4 vs. VMI (11/16/08)  
 ACC: 3 at Duke (1/13/08), at VT (2/2/08)

### BLOCKS

Season: 1 vs. Longwood (12/17/08)  
 Career: 3 vs. Duke (3/5/08), vs. Richmond (3/18/08)  
 ACC: 3 vs. Duke (3/5/08)

### STEALS

Season: 2 vs. USF (11/19/08)  
 Career: 3 at Penn (11/23/07)  
 ACC: 2 vs. UNC (2/12/08), at BC (2/17/08)


### MINUTES

Season: 37 at Syracuse (11/28/08)  
 Career: 37 at Syracuse (11/28/08)  
 ACC: 29 at BC (2/17/08), vs. NCSU (2/24/08)

## CAREER STATISTICS

Year	G-GS	Min-Avg.	FG-FGA	Pct.	3FG-3FGA	Pct.	FT-FTA	Pct.	Off-Def.	Reb-Avg.	PF-DQ	Ast	TO	Blk	Stl	Pts-Avg
2007-08	32-21	579-18.1	63-143	.441	4-10	.400	52-74	.703	67-101	168-5.3	69-1	15	25	12	20	182-5.7
ACC	16-14	310-19.4	30-77	.390	1-4	.250	20-33	.606	30-50	80-5.0	39-1	6	15	5	8	81-5.1
2008-09	7-7	205-29.3	29-52	.558	0-3	.000	10-14	.714	30-38	68-9.7	14-0	9	10	1	5	68-9.7
ACC																
<b>CAREER</b>	<b>39-28</b>	<b>784-20.1</b>	<b>92-195</b>	<b>.472</b>	<b>4-13</b>	<b>.308</b>	<b>62-88</b>	<b>.705</b>	<b>97-139</b>	<b>236-6.1</b>	<b>83-1</b>	<b>24</b>	<b>35</b>	<b>13</b>	<b>25</b>	<b>250-6.4</b>
ACC	16-14	310-19.4	30-77	.390	1-4	.250	20-33	.606	30-50	80-5.0	39-1	6	15	5	8	81-5.1





# WILL SHERRILL

# #22

Sophomore • Forward • 6-9 • 221 • New York, N.Y. • Phillips Academy Andover

### 2008-09 SEASON:

- Made season debut vs. Radford and had a career-high three rebounds
- Played five minutes in the exhibition vs. Shepherd

### SINGLE GAME BESTS

#### POINTS

Season: --  
 Career: 3 vs. Longwood (12/7/07)  
 ACC: --

#### REBOUNDS

Season: 3 vs. Radford (11/21/08)  
 Career: 3 vs. Radford (11/21/08)  
 ACC: --

#### FG MADE

Season: --  
 Career: 1 on three occasions  
 ACC: --

#### FG ATTEMPTS

Season: 2 vs. Radford (11/21/08)  
 Career: 2 vs. Radford (11/21/08)  
 ACC: --

#### 3 PT FG MADE

Season: --  
 Career: 1 vs. Longwood (12/7/07)  
 ACC: --

#### 3 PT FG ATTEMPTS

Season: --  
 Career: 1 vs. Longwood (12/7/07)  
 ACC: --

#### FT MADE

Season: --  
 Career: --  
 ACC: --

#### FT ATTEMPTS

Season: --  
 Career: --  
 ACC: --

#### ASSISTS

Season: --  
 Career: 1 vs. Elon (12/22/07)  
 ACC: --

#### TURNOVERS

Season: 1 vs. Radford (11/21/08)  
 Career: 1 vs. Radford (11/21/08)  
 ACC: --

#### BLOCKS

Season: --  
 Career: --  
 ACC: --

#### STEALS

Season: --  
 Career: 1 vs. Northwestern (11/27/07)  
 ACC: --

#### MINUTES

Season: 5 vs. Radford (11/21/08)  
 Career: 5 vs. Radford (11/21/08)  
 ACC: 1 vs. Clemson (2/7/08)

### 2008-09 GAME-BY-GAME:

Opponent	GP-GS	FG-FGA	3FG-3FGA	FT-FTA	Off-Def	Total	A	TO	Blk	Stl	PF	Min	Pts
VMI	DNP												
USF	DNP												
Radford	1-0	0-2	0-0	0-0	2-1	3	0	1	0	0	1	5	0
Liberty	DNP												
at Syracuse	DNP												
at Minnesota	DNP												
Longwood	2-0	0-0	0-0	0-0	0-0	0	0	0	0	0	0	3	0

### CAREER STATISTICS

Year	G-GS	Min-Avg.	FG-FGA	Pct.	3FG-3FGA	Pct.	FT-FTA	Pct.	Off-Def.	Reb-Avg.	PF-DQ	Ast	TO	Blk	Stl	Pts-Avg
2007-08	7-0	12-1.7	3-3	1.000	1-1	1.000	0-0	.000	1-2	3-0.4	3-0	1	0	0	1	7-1.0
ACC	1-0	1-1.0	0-0	.000	0-0	.000	0-0	.000	0-0	0-0.0	0-0	0	0	0	0	0-0.0
2008-09	2-0	8-4.0	0-2	.000	0-0	.000	0-0	.000	2-1	3-1.5	1-0	0	1	0	0	0-0.0
ACC																
<b>CAREER</b>	<b>9-0</b>	<b>20-2.2</b>	<b>3-5</b>	<b>.600</b>	<b>1-1</b>	<b>1.000</b>	<b>0-0</b>	<b>.000</b>	<b>3-3</b>	<b>6-0.7</b>	<b>4-0</b>	<b>1</b>	<b>1</b>	<b>0</b>	<b>1</b>	<b>7-0.8</b>
ACC	1-0	1-1.0	0-0	.000	0-0	.000	0-0	.000	0-0	0-0.0	0-0	0	0	0	0	0-0.0





# TUNJI SOROYE

# #21

Senior • Center • 6-11 • 252 • Dugbe Ibadan, Nigeria • Montrose Christian School

## 2008-09 SEASON:

- One of Virginia's tri-captains this season
- Had eight points, five rebounds, two blocks and two steals vs. Radford
- Had three points, six rebounds and two blocks vs. USF
- Had two points and one rebound in the exhibition vs. Shepherd

## SINGLE GAME BESTS

### POINTS

Season: 8 vs. Radford (11/21/08)  
 Career: 12 vs. Fordham (12/7/05)  
 ACC: 6 on three occasions

### REBOUNDS

Season: 6 vs. USF (11/19/08)  
 Career: 11 vs. Maryland (2/6/07)  
 ACC: 11 vs. Maryland (2/6/07)

### FG MADE

Season: 3 vs. Radford (11/21/08)  
 Career: 4 vs. Fordham (12/7/05), vs. Albany (3/16/07)  
 ACC: 3 vs. Florida State (1/11/06)

### FG ATTEMPTS

Season: 5 vs. Radford (11/21/08)  
 Career: 8 vs. Albany (3/16/07)  
 ACC: 5 vs. Florida State (1/11/06)

### 3 PT FG MADE

Season: --  
 Career: --  
 ACC: --

### 3 PT FG ATTEMPTS

Season: --  
 Career: --  
 ACC: --

### FT MADE

Season: 2 vs. Radford (11/21/08)  
 Career: 4 on three occasions  
 ACC: 4 vs. Clemson (1/7/06)

### FT ATTEMPTS

Season: 2 vs. USF (11/19/08), vs. Radford (11/21/08)  
 Career: 6 vs. Fordham (12/7/05)  
 ACC: 5 vs. Florida State (2/17/07)

### ASSISTS

Season: --  
 Career: 1 on 13 occasions  
 ACC: 1 on eight occasions

### TURNOVERS

Season: 1 vs. USF (11/19/08)  
 Career: 4 at Virginia Tech (1/15/06)  
 ACC: 4 at Virginia Tech (1/15/06)

### BLOCKS

Season: 2 vs. USF (11/19/08), vs. Radford (11/21/08)  
 Career: 5 vs. Duke (3/11/05)  
 ACC: 5 vs. Duke (3/11/05)

### STEALS

Season: 2 vs. Radford (11/21/08)  
 Career: 2 on four occasions  
 ACC: 2 vs. UNC (1/19/06), at FSU (2/18/06)

### MINUTES


Season: 24 vs. Radford (11/21/08)  
 Career: 33 vs. Clemson (1/7/06)  
 ACC: 33 vs. Clemson (1/7/06)

## 2008-09 GAME-BY-GAME:

Opponent	GP-GS	FG-FGA	3FG-3FGA	FT-FTA	Off-Def	Total	A	TO	Blk	Stl	PF	Min	Pts
VMI	DNP												
USF	1-0	1-1	0-0	1-2	3-3	6	0	1	2	1	1	15	3
Radford	2-1	3-5	0-0	2-2	2-3	5	0	0	2	2	3	24	8
Liberty	DNP												
at Syracuse	3-1	0-1	0-0	0-0	0-1	1	0	0	0	0	3	10	0
at Minnesota	DNP												
Longwood	DNP												

## CAREER STATISTICS

Year	G-GS	Min-Avg.	FG-FGA	Pct.	3FG-3FGA	Pct.	FT-FTA	Pct.	Off-Def.	Reb-Avg.	PF-DQ	Ast	TO	Blk	Stl	Pts-Avg
2004-05	21-2	120-5.7	4-10	.400	0-0	.000	4-7	.571	7-21	28-1.3	18-0	2	3	15	1	12-0.6
ACC	12-0	72-6.0	4-5	.800	0-0	.000	2-4	.500	4-12	16-1.3	14-0	2	2	8	1	10-0.8
2005-06	30-23	553-18.4	21-51	.412	0-0	.000	13-19	.684	36-70	106-3.5	88-7	4	38	37	10	55-1.8
ACC	16-16	290-18.1	9-26	.346	0-0	.000	6-9	.667	18-33	51-3.2	49-4	2	19	15	6	24-1.5
2006-07	28-11	391-14.0	18-35	.514	0-0	.000	24-39	.615	35-54	89-3.2	46-0	7	20	26	7	60-2.1
ACC	16-6	252-15.8	12-19	.632	0-0	.000	10-23	.435	27-30	57-3.6	29-0	4	10	14	2	34-2.1
2007-08	2-0	8-4.0	0-1	.000	0-0	.000	1-2	.500	2-1	3-1.5	2-0	0	2	0	0	1-0.5
ACC	0-0															
2008-09	3-1	49-16.3	4-7	.571	0-0	.000	3-4	.750	5-7	12-4.0	7-0	0	1	4	3	11-3.7
ACC																
<b>CAREER</b>	<b>84-37</b>	<b>1121-13.3</b>	<b>47-104</b>	<b>.452</b>	<b>0-0</b>	<b>.000</b>	<b>45-71</b>	<b>.634</b>	<b>85-153</b>	<b>238-2.8</b>	<b>161-7</b>	<b>13</b>	<b>64</b>	<b>82</b>	<b>21</b>	<b>139-1.7</b>
ACC	44-22	614-14.0	25-50	.500	0-0	.000	18-36	.500	49-75	124-2.8	92-4	8	31	37	9	68-1.5



# SOLOMON TAT

# #45

Junior • Guard/Forward • 6-5 • 223 • Jos Plateau, Nigeria • Community Christian School

### 2008-09 SEASON:

- Made season debut vs. Radford
- Had three rebounds in the exhibition vs. Shepherd

### SINGLE GAME BESTS

#### POINTS

Season: --  
 Career: 12 at Xavier (1/3/08)  
 ACC: 8 at Virginia Tech (2/10/07)

#### REBOUNDS

Season: --  
 Career: 6 at Virginia Tech (2/10/07)  
 ACC: 6 at Virginia Tech (2/10/07)

#### FG MADE

Season: --  
 Career: 3 at Virginia Tech (2/10/07), at Xavier (1/3/08)  
 ACC: 3 at Virginia Tech (2/10/07)

#### FG ATTEMPTS

Season: --  
 Career: 9 at Virginia Tech (2/10/07)  
 ACC: 9 at Virginia Tech (2/10/07)

#### 3 PT FG MADE

Season: --  
 Career: --  
 ACC: --

#### 3 PT FG ATTEMPTS

Season: --  
 Career: 1 on five occasions  
 ACC: 1 on three occasions

#### FT MADE

Season: --  
 Career: 6 at Xavier (1/3/08)  
 ACC: 2 on four occasions

#### FT ATTEMPTS

Season: --  
 Career: 9 at Xavier (1/3/08)  
 ACC: 2 on five occasions

#### ASSISTS

Season: --  
 Career: 5 vs. Gonzaga (1/3/07)  
 ACC: 2 at Clemson (1/28/07), at Wake (3/3/07)

#### TURNOVERS

Season: --  
 Career: 2 on four occasions  
 ACC: 2 vs. Maryland (1/16/07), at Duke (1/13/08)

#### BLOCKS

Season: --  
 Career: 1 vs. Longwood (2/13/07)  
 ACC: --

#### STEALS

Season: --  
 Career: 2 vs. Stanford (1/7/07), vs. Md. (1/16/07)  
 ACC: 2 vs. Maryland (1/16/07)

#### MINUTES


Season: 1 vs. Radford (11/21/08)  
 Career: 23 at Virginia Tech (2/10/07)  
 ACC: 23 at Virginia Tech (2/10/07)

### 2008-09 GAME-BY-GAME:

Opponent	GP-GS	FG-FGA	3FG-3FGA	FT-FTA	Off-Def	Total	A	TO	Blk	Stl	PF	Min	Pts
VMI	DNP												
USF	DNP												
Radford	1-0	0-0	0-0	0-0	0-0	0	0	0	0	0	0	1	0
Liberty	2-0	0-0	0-0	0-0	0-0	0	0	0	0	0	0	0+	0
at Syracuse	DNP												
at Minnesota	DNP												
Longwood	DNP												

### CAREER STATISTICS

Year	G-GS	Min-Avg.	FG-FGA	Pct.	3FG-3FGA	Pct.	FT-FTA	Pct.	Off-Def.	Reb-Avg.	PF-DQ	Ast	TO	Blk	Stl	Pts-Avg
2006-07	20-0	165-8.3	14-40	.350	0-3	.000	12-19	.632	7-25	32-1.6	24-0	13	8	1	8	40-2.0
ACC	13-0	107-8.2	8-25	.320	0-1	.000	5-5	1.000	5-16	21-1.6	17-0	6	4	0	5	21-1.6
2007-08	15-0	100-6.7	11-24	.458	0-2	.000	13-17	.765	4-16	20-1.3	6-0	5	6	0	3	35-2.3
ACC	9-0	68-7.6	7-15	.467	0-2	.000	5-6	.833	1-12	13-1.4	4-0	3	4	0	3	19-2.1
2008-09	2-0	1-0.5	0-0	.000	0-0	.000	0-0	.000	0-0	0-0.0	0-0	0	0	0	0	0-0.0
ACC																
<b>CAREER</b>	<b>37-0</b>	<b>266-7.2</b>	<b>25-64</b>	<b>.391</b>	<b>0-5</b>	<b>.000</b>	<b>25-36</b>	<b>.694</b>	<b>11-41</b>	<b>52-1.4</b>	<b>30-0</b>	<b>18</b>	<b>14</b>	<b>1</b>	<b>11</b>	<b>75-2.0</b>
ACC	22-0	175-8.0	15-40	.375	0-3	.000	10-11	.909	6-28	34-1.5	21-0	9	8	0	8	40-1.8



# JAMIL TUCKER

# #12

Junior • Forward • 6-9 • 241 • Gary, Ind. • West Side H.S.

## 2008-09 SEASON:

- Made first start of the season vs. Longwood and had his first career double-double (11 points, career-high 10 rebounds) and a career-high three assists
- Had a team-high 12 points on a career-high four 3-pointers at Minnesota
- Had four points and a team-high six rebounds vs. Radford
- Had a career-high 15 points and a team-high seven rebounds vs. USF
- Scored 14 points vs. VMI
- Had seven points in the exhibition vs. Shepherd

## SINGLE GAME BESTS

### POINTS

Season: 15 vs. USF (11/19/08)  
 Career: 15 vs. USF (11/19/08)  
 ACC: 14 at Miami (3/1/08)

### REBOUNDS

Season: 10 vs. Longwood (12/17/08)  
 Career: 10 vs. Longwood (12/17/08)  
 ACC: 9 at BC (1/13/07), at WF (2/9/08)

### FG MADE

Season: 6 vs. VMI (11/16/08)  
 Career: 6 vs. VMI (11/16/08)  
 ACC: 5 vs. Maryland (3/9/08)

### FG ATTEMPTS

Season: 12 vs. Longwood (12/17/08)  
 Career: 12 vs. Longwood (12/17/08)  
 ACC: 10 at Wake Forest (2/9/08)

### 3 PT FG MADE

Season: 4 at Minnesota (12/2/08)  
 Career: 4 at Minnesota (12/2/08)  
 ACC: 3 on four occasions

### 3 PT FG ATTEMPTS

Season: 8 at Minnesota (12/2/08)  
 Career: 8 vs. ODU (3/24/08), at Minn. (12/2/08)  
 ACC: 7 at Wake Forest (2/9/08)

### FT MADE

Season: 5 vs. USF (11/19/08)  
 Career: 5 vs. Hampton (12/19/07), vs. USF (11/19/08)  
 ACC: 3 vs. Md (1/16/07), at Miami (3/1/08)

### FT ATTEMPTS

Season: 8 vs. USF (11/19/08)  
 Career: 8 vs. USF (11/19/08)  
 ACC: 4 on three occasions

### ASSISTS

Season: 3 vs. Longwood (12/17/08)  
 Career: 3 vs. Longwood (12/17/08)  
 ACC: 2 on three occasions

### TURNOVERS

Season: 2 vs. VMI (11/16/08), vs. Radford (11/21/08)  
 Career: 3 vs. Wake Forest (1/21/07)  
 ACC: 3 vs. Wake Forest (1/21/07)

### BLOCKS

Season: 1 on three occasions  
 Career: 2 on five occasions  
 ACC: 2 vs. VT (1/16/08), vs. GT (3/13/08)

### STEALS

Season: 2 at Minnesota (12/2/08)  
 Career: 2 vs. ODU (3/24/08), at Minn. (12/2/08)  
 ACC: 1 on five occasions

### MINUTES

Season: 27 vs. USF (11/19/08)  
 Career: 30 at Wake Forest (2/9/08)  
 ACC: 30 at Wake Forest (2/9/08)

## 2008-09 GAME-BY GAME:

Opponent	GP-GS	FG-FGA	3FG-3FGA	FT-FTA	Off-Def	Total	A	TO	Blk	Stl	PF	Min	Pts
VMI	1-0	6-8	0-1	2-4	0-3	3	0	2	1	0	2	17	14
USF	2-0	4-8	2-3	5-8	0-7	7	1	0	1	1	0	27	15
Radford	3-0	2-6	0-0	0-0	3-3	6	0	2	0	1	4	16	4
Liberty	4-0	0-0	0-0	0-0	1-0	1	0	1	0	0	0	6	0
at Syracuse	5-0	0-2	0-0	0-0	1-1	2	0	0	0	0	0	2	0
at Minnesota	6-0	4-8	4-8	0-0	1-3	4	0	1	0	2	3	22	12
Longwood	7-1	4-12	1-3	2-3	2-8	10	3	0	1	0	2	24	11

## CAREER STATISTICS

Year	G-GS	Min-Avg.	FG-FGA	Pct.	3FG-3FGA	Pct.	FT-FTA	Pct.	Off-Def.	Reb-Avg.	PF-DQ	Ast	TO	Blk	Stl	Pts-Avg
2006-07	29-0	291-10.0	32-73	.438	21-43	.488	15-27	.556	16-44	60-2.1	39-0	3	19	6	3	100-3.4
ACC	13-0	113-8.7	15-32	.469	11-19	.579	8-13	.615	7-20	27-2.1	20-0	0	9	0	1	49-3.8
2007-08	31-3	483-15.6	57-133	.429	31-84	.369	17-24	.708	19-84	103-3.3	62-0	17	21	12	7	162-5.2
ACC	16-2	256-16.0	32-75	.427	18-45	.400	9-14	.643	14-44	58-3.6	26-0	11	11	3	4	91-5.7
2008-09	7-1	114-16.3	20-44	.455	7-15	.467	9-15	.600	8-25	33-4.7	11-0	4	6	3	4	56-8.0
ACC																
<b>CAREER</b>	<b>67-4</b>	<b>888-13.3</b>	<b>109-250</b>	<b>.436</b>	<b>59-142</b>	<b>.415</b>	<b>41-66</b>	<b>.621</b>	<b>43-153</b>	<b>196-2.9</b>	<b>112-0</b>	<b>24</b>	<b>46</b>	<b>21</b>	<b>14</b>	<b>318-4.7</b>
ACC	29-2	369-12.7	47-107	.439	29-64	.453	17-27	.630	21-64	85-2.9	46-0	11	20	3	5	140-4.8







# 2008-09 VIRGINIA BASKETBALL

## VIRGINIA TEAM AND INDIVIDUAL HIGHS FOR THE 2008-09 SEASON:

TEAM			INDIVIDUAL		
Points:	107	vs. VMI (107-97)	Points:	28	Sylven Landesberg vs. VMI
FG Att:	79	vs. VMI (43-79)	FG Att:	17	Sylven Landesberg vs. VMI
FG Made:	43	vs. VMI (43-79)	FG Made:	10	Sylven Landesberg vs. VMI
FG %:	54.4	vs. VMI (43-79)	FG % <sup>(1)</sup> :	84.6	Mike Scott (11-13) vs. VMI
3-FG Att:	32	vs. Liberty (13-32)	3-FG Att:	10	Sammy Zeglinski (6-10) vs. Liberty
3-FG Made:	13	vs. Liberty (13-32)	3-FG Made:	6	Sammy Zeglinski (6-10) vs. Liberty
3-FG %:	40.6	vs. Liberty (13-32)	3-FG % <sup>(2)</sup> :	60.0	Sammy Zeglinski (6-10) vs. Liberty
FT Att:	28	vs. VMI (18-28)	FT Att:	11	Sylven Landesberg (8-11) vs. VMI
		vs. USF (18-28)			
FT Made:	19	vs. Radford (19-24)	FT Made:	8	Sylven Landesberg (8-11) vs. VMI Sylven Landesberg (8-10) at Minnesota Sylven Landesberg (8-8) vs. Longwood
FT %:	81.8	at Minnesota (18-22)	FT % <sup>(1)</sup> :	100.0	Sylven Landesberg (8-8) vs. Longwood
Rebounds:	50	vs. VMI	Rebounds:	18	Mike Scott vs. VMI
Assists:	24	vs. VMI	Assists:	8	Sylven Landesberg vs. VMI
Turnovers:	20	vs. VMI	Turnovers:	6	Sylven Landesberg vs. Longwood
Blocks:	5	vs. Longwood	Blocks:	2	Tunji Soroye vs. USF, vs. Radford
				2	Assane Sene vs. Longwood
Steals:	12	vs. VMI	Steals:	4	Calvin Baker vs. VMI, at Syracuse
Fouls:	27	at Syracuse			

## OPPONENT TEAM AND INDIVIDUAL HIGHS FOR THE 2008-09 SEASON:

TEAM			INDIVIDUAL		
Points:	97	VMI (107-97)	Points:	31	Chavis Holmes, VMI
FG Att:	79	VMI (37-79)	FG Att:	23	Dominique Jones (10-23), USF
FG Made:	37	VMI (37-79)	FG Made:	11	Chavis Holmes (11-20), VMI
FG %:	56.6	Liberty (30-53)	FG % <sup>(1)</sup> :	83.3	Colton Iverson (5-6), at Minnesota
3-FG Att:	31	VMI (9-31)	3-FG Att:	9	Keith Gabriel (2-9), VMI Andy Rautins (4-9), at Syracuse
3-FG Made:	13	Liberty (13-26)	3-FG Made:	6	Kyle Ohman (6-8), Liberty
3-FG %:	50.0	Liberty (13-26)	3-FG % <sup>(2)</sup> :	75.0	Kyle Ohman (6-8), Liberty
FT Att:	38	at Syracuse (27-38)	FT Att:	11	Jonny Flynn (7-11), at Syracuse
FT Made:	27	at Syracuse (27-38)	FT Made:	8	Eric Devendorf (8-9), at Syracuse
FT %:	93.3	VMI (14-15)	FT % <sup>(1)</sup> :	88.9	Eric Devendorf (8-9), at Syracuse
Rebounds:	40	Radford	Rebounds:	12	Artsiom Parakhouski, Radford
Assists:	21	Liberty	Assists:	8	Jesse Sanders, Liberty
Turnovers:	19	VMI	Turnovers:	6	Travis Holmes, VMI
Blocks:	10	Radford	Blocks:	6	Eric Hall, Radford
Steals:	15	VMI	Steals:	5	Al Nolen, Minnesota
Fouls:	28	VMI			

## VIRGINIA AND OPPONENT TEAM LOWS FOR THE 2008-09 SEASON:

TEAM			TEAM		
Points:	56	at Minnesota (56-66)	Points:	61	Longwood (90-61)
FG Att:	51	at Minnesota (16-51)	FG Att:	45	at Syracuse (21-45)
FG Made:	16	at Minnesota (16-51)	FG Made:	21	at Syracuse (21-45)
FG %:	31.4	at Minnesota (16-51)	FG %:	38.5	Longwood (25-65)
3-FG Att:	9	vs. Radford (1-9)	3-FG Att:	12	Radford (4-12)
3-FG Made:	1	vs. Radford (1-9)	3-FG Made:	4	Radford (4-12) at Syracuse (4-13)
3-FG %:	11.1	vs. Radford (1-9)	3-FG %:	22.7	Longwood (5-22)
FT Att:	17	at Syracuse (12-17)	FT Att:	11	Longwood (6-11)
FT Made:	12	at Syracuse (12-17)	FT Made:	6	USF (6-12), Longwood (6-11)
FT %:	64.3	vs. VMI (18-28) vs. USF (18-28)	FT %:	50.0	USF (6-12)
Rebounds:	37	vs. Liberty	Rebounds:	23	Liberty, Longwood
Assists:	4	vs. Radford	Assists:	7	Radford
Turnovers:	10	vs. USF	Turnovers:	11	Liberty
Blocks:	1	vs. Liberty	Blocks:	0	Liberty
Steals:	2	vs. Longwood	Steals:	2	USF
Fouls:	14	vs. VMI, vs. Longwood	Fouls:	15	at Syracuse, at Minnesota

(1) - Min. 5 made; (2) Min. 3 made



# 2008-09 VIRGINIA BASKETBALL

## THE CAVALIERS' RECORD IN 2008-09 WHEN UVa:

leads at halftime.....	2-1
trails at halftime.....	1-2
tied at halftime.....	1-0
goes into overtime.....	0-0
leads by 10 or more points.....	2-1
trails by 10 or more points.....	0-1
shoots 50% or better.....	2-0
shoots less than 50%.....	2-3
shoots less than 45%.....	2-2
shoots less than 40%.....	1-1
opponent shoots 50% or better.....	0-1
opponent shoots less than 50%.....	4-2
opponent shoots less than 45%.....	2-1
opponent shoots less than 40%.....	2-0
has higher FG% than opponent.....	2-0
has lower FG% than opponent.....	2-3
has same FG% as opponent.....	0-0
outrebounds its opponent.....	3-3
is outrebounded by opponent.....	0-0
has same rebounds as opponent.....	1-0
has more offensive rebounds than opponent.....	4-3
has fewer offensive rebounds than opponent.....	0-0
has same offensive rebounds as opponent.....	0-0
has fewer turnovers than opponent.....	2-1
has more turnovers than opponent.....	2-2
has same turnovers as opponent.....	0-0
has fewer than 10 turnovers.....	0-0
opponent has fewer than 10 turnovers.....	0-0
shoots more FTs than opponent.....	3-1
shoots fewer FTs than opponent.....	1-2
shoots the same FTs as opponent.....	0-0
has game decided by 10 points or less.....	3-3
has game decided by 5 points or less.....	2-2
scores <60 points.....	0-1
scores 60-69 points.....	1-0
scores 70-79 points.....	1-1
scores 80-89 points.....	0-1
scores 90+ points.....	2-0
allows <60 points.....	0-0
allows 60-69 points.....	2-1
allows 70-79 points.....	1-1
allows 80-89 points.....	0-1
allows 90+ points.....	1-0
wins the tip.....	4-1
loses the tip.....	0-2

## VIRGINIA IN ITS 4 WINS:

UVa's FG percentage.....	46.2 (127-275)
UVa's FT percentage.....	70.2 (73-104)
UVa's 3FG percentage.....	25.0 (15-60)
UVa's offensive rebounds /game.....	17.3 (69)
UVa's rebounds/game.....	45.2 (181)
UVa's rebound margin/game.....	+11.0 (45.2-34.2)
UVa's assists/game.....	12.5 (50)
UVa's turnovers/game.....	15.3 (61)
UVa's points/game.....	85.5 (342)
Opponent's FG percentage.....	43.5 (118-271)
Opponent's points./game.....	74.8 (299)
Opponent's turnovers/game.....	15.3 (61)
Opponent's FT attempts/game.....	15.8 (63)

## VIRGINIA IN ITS 3 LOSSES:

UVa's FG percentage.....	40.5 (70-173)
UVa's FT percentage.....	77.6 (45-58)
UVa's 3FG percentage.....	34.8 (23-66)
UVa's offensive rebounds /game.....	12.7 (38)
UVa's rebounds/game.....	38.3 (115)
UVa's rebound margin/game.....	+9.0 (38.3-29.3)
UVa's assists/game.....	14.3 (43)
UVa's turnovers/game.....	15.0 (45)
UVa's points/game.....	69.3 (208)
Opponent's FG percentage.....	48.3 (73-151)
Opponent's points./game.....	75.0 (225)
Opponent's turnovers/game.....	12.7 (38)
Opponent's FT attempts/game.....	26.3 (79)



# 2008-09 VIRGINIA BASKETBALL

## **VIRGINIA'S LEADING PERFORMERS IN 2008-09 ...**

OPPONENT	SCORE	POINTS	REBOUNDS	ASSISTS
VMI	107-97	Landesberg (28)	Scott (18)	Landesberg (8)
USF	77-75	Landesberg (21)	Tucker (7)	Zeglinski (4)
Radford	68-66	Landesberg (22)	Tucker (6)	Four players (1)
Liberty	82-86	Zeglinski (24)	Scott (17)	Baker (5)
at Syracuse	70-73	Landesberg (16)	Scott (10)	Scott (4)
at Minnesota	56-66	Tucker (12)	Landesberg (6), Scott (6)	Five Players (2)
Longwood	90-61	Landesberg (20)	Tucker (10)	Zeglinski (4)

## **ADDITIONAL TEAM INFORMATION ...**

Led in scoring:	Landesberg (5), Tucker (1), Zeglinski (1)
Led in rebounding:	Scott (4), Tucker (3), Landesberg (1)
Led in assists:	Zeglinski (4), Baker (3), Scott (3), Landesberg (2), Diane (1), Farrakhan (1)
20-point or more games (6):	Landesberg (4), Scott (1), Zeglinski (1)
Double figure scoring (27):	Landesberg (7), Zeglinski (6), Tucker (4), Baker (3), Scott (3), Diane (2), Jones (1), Meyinsse (1)
Double figure rebounds (4):	Scott (3), Tucker (1)
Double-doubles (3):	Scott (2), Tucker (1)
Largest halftime lead:	15 vs. Longwood, Dec. 17 (42-27)
Largest halftime deficit:	3 vs. Liberty, Nov. 25 (32-35), at Minnesota, Dec. 2 (29-32)
Largest halftime deficit overcome in a victory:	2 vs. Radford, Nov. 21 (27-29)
Largest halftime lead surrendered in a loss:	11 at Syracuse, Nov. 28 (40-29)
Largest deficit overcome in a victory:	8 vs. USF, Nov. 19 (USF led 10-2 @ 14:59 1st half)
Largest lead surrendered in a loss:	13 at Syracuse, Nov. 28 (UVa led 40-27 @ 0:30 1st half)
Largest deficit at any time:	12 at Minnesota, Dec. 2 (UM led 48-36 @ 12:59 2nd half)
Largest lead at any time:	29 vs. Longwood, Dec. 17 (UVA led 90-61 @ 0:31 2nd half)
Most consecutive points scored:	16 vs. Longwood
Most consecutive points allowed:	12 by Minnesota

**The Automated ScoreBook**  
**Virginia Season Schedule/Results & Leaders (as of Dec 17, 2008)**  
**All games**

<b>RECORD:</b>	<b>OVERALL</b>	<b>HOME</b>	<b>AWAY</b>	<b>NEUTRAL</b>
ALL GAMES	4-3	4-1	0-2	0-0
CONFERENCE	0-0	0-0	0-0	0-0
NON-CONFERENCE	4-3	4-1	0-2	0-0

<b>Date</b>	<b>Opponent</b>	<b>Score</b>	<b>Att.</b>	<b>High Points</b>	<b>High Rebounds</b>
11/16/08	VMI	W 107-97	9955	(28)Sylvan Landesberg	(18)Mike Scott
11/19/08	USF	W 77-75	8810	(21)Sylvan Landesberg	(7)Jamil Tucker
11/21/08	RADFORD	W 68-66	10311	(22)Sylvan Landesberg	(6)Jamil Tucker
11/25/08	LIBERTY	82-86 L	9263	(24)Sammy Zeglinski	(17)Mike Scott
11/28/08	at Syracuse	70-73 L	22096	(16)Sylvan Landesberg	(10)Mike Scott
12/02/08	at Minnesota	56-66 L	12424	(12)Jamil Tucker	(6)Sylvan Landesberg (6)Mike Scott
12/17/08	LONGWOOD	W 90-61	8543	(20)Sylvan Landesberg	(10)Jamil Tucker

\* - Conference game

<b>Attendance Summary</b>	<b>Games</b>	<b>Attend</b>	<b>Avg/Game</b>
Home	5	46882	9376
Away	2	34520	17260
Neutral	0	0	0
Total	7	81402	11629

**The Automated ScoreBook**  
**Virginia Game-by-Game Points-Rebounds-Assists (as of Dec 17, 2008)**  
**All games**

Opponent	Date	Score		02	04	05	12	13	15	21
				FARRAKHAN, BAKER,CALV	SENE,ASSAN	TUCKER,JAM	ZEGLINSKI, LANDESBERG	SOROYE,TUN		
VMI	11/16/08	107-97	w	2-0-0	4-5-7	DNP	14-3-0	11-4-6	28-8-8	DNP
USF	11/19/08	77-75	w	0-0-0	3-1-2	DNP	15-7-1	9-5-4	21-4-0	3-6-0
RADFORD	11/21/08	68-66	w	0-1-0	9-0-1	DNP	4-6-0	11-5-1	22-4-0	8-5-0
LIBERTY	11/25/08	82-86	L	5-0-1	15-3-5	DNP	0-1-0	24-2-4	17-9-2	DNP
at Syracuse	11/28/08	70-73	L	2-0-0	14-3-3	1-1-1	0-2-0	14-4-2	16-3-3	0-1-0
at Minnesota	12/02/08	56-66	L	4-2-2	9-2-2	2-4-0	12-4-0	10-1-2	10-6-2	DNP
LONGWOOD	12/17/08	90-61	w	5-0-0	14-6-3	6-5-1	11-10-3	14-4-4	20-9-1	DNP

Opponent	Date	Score		22	23	24	25	32	45	55
				SHERRILL,W	JONES,JEFF	DIANE,MAMA	BRANDENBU	SCOTT,MIKE	TAT,SOLOMO	MEYINSSE,J
VMI	11/16/08	107-97	w	DNP	8-3-2	14-7-1	DNP	26-18-0	DNP	DNP
USF	11/19/08	77-75	w	DNP	3-0-1	13-3-1	DNP	10-6-1	DNP	0-0-0
RADFORD	11/21/08	68-66	w	0-3-0	6-2-0	3-5-1	0-1-0	5-5-1	0-0-0	0-0-0
LIBERTY	11/25/08	82-86	L	DNP	10-1-3	0-2-2	DNP	9-17-1	0-0-0	2-1-0
at Syracuse	11/28/08	70-73	L	DNP	3-2-1	0-2-0	DNP	10-10-4	DNP	10-8-0
at Minnesota	12/02/08	56-66	L	DNP	DNP	4-1-1	DNP	0-6-2	DNP	5-5-0
LONGWOOD	12/17/08	90-61	w	0-0-0	7-3-0	3-1-0	2-1-0	8-6-0	DNP	0-1-0



**The Automated ScoreBook**  
**Virginia Team Game-by-Game Comparison (as of Dec 17, 2008)**  
**All games**

Opponent	1st	2nd	Score	Mar	Total FG	FG Pct	3-Pointers	3FG Pct	Free Throws	FT Pct	Rebounds	Assist	T/Over	Block	Steal	Fouls
VMI	51/45	56/52	107-97	+10	43-79/37-79	.544/.468	3-16/9-31	.188/.290	18-28/14-15	.643/.933	50/35 +15	24/17	20/19	4/3	12/15	14/28
USF	34/34	43/41	77-75	+2	27-67/32-65	.403/.492	5-19/5-15	.263/.333	18-28/6-12	.643/.500	39/39 -	10/13	10/14	3/4	8/2	15/19
RADFORD	27/29	41/37	68-66	+2	24-65/24-62	.369/.387	1-9/4-12	.111/.333	19-24/14-25	.792/.560	43/40 +3	4/7	14/15	3/10	6/3	24/25
LIBERTY	32/35	50/51	82-86	(4)	27-58/30-53	.466/.566	13-32/13-26	.406/.500	15-19/13-20	.789/.650	37/23 +14	18/21	14/11	1/0	5/5	18/17
Syracuse	40/29	30/44	70-73	(3)	27-64/21-45	.422/.467	4-14/4-13	.286/.308	12-17/27-38	.706/.711	38/33 +5	14/15	12/15	2/9	10/6	27/15
Minnesota	29/32	27/34	56-66	(10)	16-51/22-53	.314/.415	6-20/6-24	.300/.250	18-22/16-21	.818/.762	40/32 +8	11/15	19/12	2/7	5/10	20/15
LONGWOOD	42/27	48/34	90-61	+29	33-64/25-65	.516/.385	6-16/5-22	.375/.227	18-24/6-11	.750/.545	49/23 +26	12/12	17/13	5/5	2/6	14/21

Note: Game totals are displayed in the format TEAM/OPPONENT for each category

**The Automated ScoreBook**  
**Virginia Game-by-Game Highs (as of Dec 17, 2008)**  
**All games**

Opponent	Date	Score	Points	Rebounds	Assists	Steals	Blocked shots
VMI	11/16/08	107-97	28-Sylvan Landesberg	18-Mike Scott	8-Sylvan Landesberg	4-Calvin Baker	1-Sammy Zeglinski Mamadi Diane Jamil Tucker Jeff Jones
USF	11/19/08	77-75	21-Sylvan Landesberg	7-Jamil Tucker	4-Sammy Zeglinski	3-Sylvan Landesberg	2-Tunji Soroye
RADFORD	11/21/08	68-66	22-Sylvan Landesberg	6-Jamil Tucker	1-Sammy Zeglinski Calvin Baker Mamadi Diane Mike Scott	2-Tunji Soroye	2-Tunji Soroye
LIBERTY	11/25/08	82-86	24-Sammy Zeglinski	17-Mike Scott	5-Calvin Baker	2-Jeff Jones Sammy Zeglinski	1-Mamadi Diane
at Syracuse	11/28/08	70-73	16-Sylvan Landesberg	10-Mike Scott	4-Mike Scott	4-Calvin Baker	1-Jerome Meyinsse Assane Sene
at Minnesota	12/02/08	56-66	12-Jamil Tucker	6-Mike Scott Sylvan Landesberg	2-Sammy Zeglinski Mike Scott Sylvan Landesberg Mustapha Farrakhan Calvin Baker	2-Mustapha Farrakhan Jamil Tucker	1-Mamadi Diane Jerome Meyinsse
LONGWOOD	12/17/08	90-61	20-Sylvan Landesberg	10-Jamil Tucker	4-Sammy Zeglinski	1-Calvin Baker Sammy Zeglinski	2-Assane Sene

**The Automated ScoreBook**  
**Virginia Team Game-by-Game (as of Dec 17, 2008)**  
**All games**

TEAM STATISTICS

Opponent	Date	Score	W	Total		3-Pointers		Free throws		Rebounds				pf	a	t/o	blk	stl	pts	avg
				fg-fga	pct	3fg-fga	pct	ft-fta	pct	off	def	tot	avg							
VMI	11/16/08	107-97	W	43-79	.544	3-16	.188	18-28	.643	23	27	50	50.0	14	24	20	4	12	107	107.0
USF	11/19/08	77-75	W	27-67	.403	5-19	.263	18-28	.643	17	22	39	44.5	15	10	10	3	8	77	92.0
RADFORD	11/21/08	68-66	W	24-65	.369	1-9	.111	19-24	.792	16	27	43	44.0	24	4	14	3	6	68	84.0
LIBERTY	11/25/08	82-86	L	27-58	.466	13-32	.406	15-19	.789	11	26	37	42.2	18	18	14	1	5	82	83.5
at Syracuse	11/28/08	70-73	L	27-64	.422	4-14	.286	12-17	.706	13	25	38	41.4	27	14	12	2	10	70	80.8
at Minnesota	12/02/08	56-66	L	16-51	.314	6-20	.300	18-22	.818	14	26	40	41.2	20	11	19	2	5	56	76.7
LONGWOOD	12/17/08	90-61	W	33-64	.516	6-16	.375	18-24	.750	13	36	49	42.3	14	12	17	5	2	90	78.6
Virginia		550		197-448	.440	38-126	.302	118-162	.728	107	189	296	42.3	132	93	106	20	48	550	78.6
Opponents		524		191-422	.453	46-143	.322	96-142	.676	65	160	225	32.1	140	100	99	38	47	524	74.9

Games played: 7  
Points/game: 78.6  
FG Pct: 44.0  
3FG Pct: 30.2  
FT Pct: 72.8

Rebounds/game: 42.3  
Assists/game: 13.3  
Turnovers/game: 15.1  
Assist/turnover ratio: 0.9  
Steals/game: 6.9  
Blocks/game: 2.9

**The Automated ScoreBook**  
**Virginia Overall Team Statistics (as of Dec 17, 2008)**  
**All games**

<b>TEAM STATISTICS</b>	<b>VA</b>	<b>OPP</b>
<b>SCORING</b>	550	524
Points per game	78.6	74.9
Scoring margin	+3.7	-
<b>FIELD GOALS-ATT</b>	197-448	191-422
Field goal pct	.440	.453
<b>3 POINT FG-ATT</b>	38-126	46-143
3-point FG pct	.302	.322
3-pt FG made per game	5.4	6.6
<b>FREE THROWS-ATT</b>	118-162	96-142
Free throw pct	.728	.676
F-Throws made per game	16.9	13.7
<b>REBOUNDS</b>	296	225
Rebounds per game	42.3	32.1
Rebounding margin	+10.1	-
<b>ASSISTS</b>	93	100
Assists per game	13.3	14.3
<b>TURNOVERS</b>	106	99
Turnovers per game	15.1	14.1
Turnover margin	-1.0	-
Assist/turnover ratio	0.9	1.0
<b>STEALS</b>	48	47
Steals per game	6.9	6.7
<b>BLOCKS</b>	20	38
Blocks per game	2.9	5.4
<b>WINNING STREAK</b>	1	-
Home win streak	1	-
<b>ATTENDANCE</b>	46882	34520
Home games-Avg/Game	5-9376	2-17260
Neutral site-Avg/Game	-	0-0

<b>Score by Periods</b>	<b>1st</b>	<b>2nd</b>	<b>Totals</b>
Virginia	255	295	550
Opponents	231	293	524

**The Automated ScoreBook**  
**Virginia Season Box Score (as of Dec 17, 2008)**  
**All games**

<b>RECORD:</b>	<b>OVERALL</b>	<b>HOME</b>	<b>AWAY</b>	<b>NEUTRAL</b>
ALL GAMES	4-3	4-1	0-2	0-0
CONFERENCE	0-0	0-0	0-0	0-0
NON-CONFERENCE	4-3	4-1	0-2	0-0

#	Player	gp-gs	min	avg	Total		3-Point		F-Throw		Rebounds				pf	dq	a	to	blk	stl	pts	avg
					fg-fga	pct	3fg-fga	pct	ft-fa	pct	off	def	tot	avg								
15	Syven Landesberg	7-6	225	32.1	44-89	.494	3-11	.273	43-55	.782	17	26	43	6.1	15	1	16	15	0	9	134	19.1
13	Sammy Zeglinski	7-4	190	27.1	33-65	.508	15-31	.484	12-17	.706	2	23	25	3.6	22	1	23	24	1	9	93	13.3
04	Calvin Baker	7-7	169	24.1	24-57	.421	4-19	.211	16-21	.762	2	18	20	2.9	17	2	23	22	0	11	68	9.7
32	Mike Scott	7-7	205	29.3	29-52	.558	0-3	.000	10-14	.714	30	38	68	9.7	14	0	9	10	1	5	68	9.7
12	Jamil Tucker	7-1	114	16.3	20-44	.455	7-15	.467	9-15	.600	8	25	33	4.7	11	0	4	6	3	4	56	8.0
23	Jeff Jones	6-0	118	19.7	13-40	.325	7-23	.304	4-4	1.000	2	9	11	1.8	8	0	7	3	1	3	37	6.2
24	Mamadi Diane	7-4	158	22.6	16-58	.276	0-17	.000	5-10	.500	10	11	21	3.0	12	0	6	6	4	2	37	5.3
21	Tunji Soroye	3-1	49	16.3	4-7	.571	0-0	.000	3-4	.750	5	7	12	4.0	7	0	0	1	4	3	11	3.7
05	Assane Sene	3-2	41	13.7	2-4	.500	0-0	.000	5-7	.714	4	6	10	3.3	9	0	2	2	3	0	9	3.0
55	Jerome Meyinsse	6-1	67	11.2	5-10	.500	0-0	.000	7-11	.636	8	7	15	2.5	5	0	0	7	2	0	17	2.8
02	Mustapha Farrakhan	7-2	47	6.7	6-19	.316	2-7	.286	4-4	1.000	1	2	3	0.4	8	0	3	6	0	2	18	2.6
25	John Brandenburg	2-0	8	4.0	1-1	1.000	0-0	.000	0-0	.000	0	2	2	1.0	3	0	0	0	1	0	2	1.0
45	Solomon Tat	2-0	1	0.5	0-0	.000	0-0	.000	0-0	.000	0	0	0	0.0	0	0	0	0	0	0	0	0.0
22	Will Sherrill	2-0	8	4.0	0-2	.000	0-0	.000	0-0	.000	2	1	3	1.5	1	0	0	1	0	0	0	0.0
Total.....		7	1400		197-448	.440	38-126	.302	118-162	.728	107	189	296	42.3	132	4	93	106	20	48	550	78.6
Opponents.....		7	1400		191-422	.453	46-143	.322	96-142	.676	65	160	225	32.1	140	-	100	99	38	47	524	74.9

<b>Score by Periods</b>	<b>1st</b>	<b>2nd</b>	<b>Totals</b>
Virginia	255	295	550
Opponents	231	293	524