



# 2008-09 VIRGINIA BASKETBALL



**VIRGINIA CAVALIERS (10-17, 4-12)**

**vs.**

**BOSTON COLLEGE EAGLES (21-10, 9-7)**



**March 12, 2009 • Georgia Dome • Atlanta, Ga.**

## **GAME INFORMATION**

Radio: Virginia Sports Network (Dave Koehn, Cory Alexander)

TV: Raycom (Steve Martin, Mike Gminski)

## **About the Cavaliers**

- Virginia enters the tournament as the No. 11 seed after a 10-17 regular season (4-12 ACC)
- The Cavaliers topped Maryland 68-63 on Saturday at JPJA in their last regular season game
- UVa is led by ACC Rookie of the Year Sylven Landesberg, who is averaging 16.8 ppg
- Mike Scott has posted eight double-doubles this season
- As of 3/9 (ESPN Insider RPI), the Cavaliers' strength of schedule ranks No. 1 nationally

## **About the Eagles**

- Boston College enters the tournament as the No. 6 seed after a 21-10 regular season (9-7 ACC)
- The Eagles defeated Georgia Tech 67-66 on Saturday in their last regular season game
- Senior guard Tyrese Rice leads Boston College at 17.4 ppg

## **Series History**

- Virginia leads the all-time series 6-2 (UVa leads 2-0 at neutral sites)
- The Eagles won the only regular season meeting between the teams, 80-70, on Feb. 4 at JPJA
- Sylven Landesberg scored a career-high 32 points in this year's regular season meeting
- Virginia leads the series 3-2 since Boston College entered the ACC in 2005-06

## **Series History at the ACC Tournament**

- First meeting between Virginia and Boston College at the ACC Tournament
- By playing BC in this year's tournament, Florida State is now the only team UVa has never played in the ACC Tournament

## **Last Time Out**

- Virginia ended the regular season on Saturday with a 68-63 win over Maryland
- The Cavaliers overcame a 13-point first-half deficit
- On his senior day, Mamadi Diane led Virginia with a season-high 23 points, including the 3-pointer that put Virginia ahead for good with 38 seconds remaining
- Sylven Landesberg scored 14 points
- Mike Scott (11 pts, 11 rebs) had his eighth double-double of the season
- Calvin Baker had an ACC career-high six assists

## **ACC Tournament History**

- The Cavaliers have an all-time record of 30-54 in the ACC Tournament
- Virginia won the 1976 ACC Tournament
- The Cavaliers are 3-4 in ACC Tournament games in Atlanta
- Last year the Cavaliers lost in the first round to Georgia Tech 94-76

## **Cavaliers in Atlanta**

- The Cavaliers are 21-31 all-time in Atlanta (9-22 at GT, 3-4 in ACC Tourn., 5-5 in SoCon Tourn., 4-0 in NCAA Tourn.)
- Virginia is 0-1 all-time at the Georgia Dome (lost to Ga. Tech in 2001 ACC quarterfinal)
- Both times Virginia went to the Final Four (1981, 1984), they won a regional in Atlanta
- The Cavaliers have won their last two games in Atlanta (wins at GT this season and last season)

## **2009 ACC TOURNAMENT**



## **VIRGINIA'S TOURNAMENT SCHEDULE**

### **WEDNESDAY, MARCH 11**

4 p.m. Virginia practice at Georgia Dome  
(interviews available for 15-20 min. following practice)

### **THURSDAY, MARCH 12**

9:30 p.m.\* (6) Boston College vs. (11) Virginia  
Raycom

### **FRIDAY, MARCH 13\*\***

9:30 p.m.\* (3) Duke vs. (11) Virginia  
Raycom/ESPN2

### **SATURDAY, MARCH 14\*\***

4 p.m.\* ACC Semifinal  
Raycom/ESPN

### **SUNDAY, MARCH 15\*\***

1 p.m. ACC Final  
Raycom/ESPN

\* tentative game time

\*\* if Virginia advances



# 2008-09 VIRGINIA BASKETBALL



## VIRGINIA CAVALIERS at 56th ANNUAL ACC TOURNAMENT



March 12-15, 2009 • Georgia Dome • Atlanta, Ga.

### The Tournament

- The Cavaliers head to Atlanta for the 56th annual ACC Tournament
- Virginia is the No. 11 seed for this year's tournament
- The Cavaliers were the No. 11 seed only one time previously, in 2005, defeating No. 6 seed Miami in the first round before falling to No. 3 Duke in the quarterfinals in Washington, D.C.

### ACC Tournament History

- The Cavaliers have an all-time record of 30-54 in the ACC Tournament
- Virginia won the 1976 ACC Tournament
- The Cavaliers are 3-4 in ACC Tournament games in Atlanta
- Last year the Cavaliers lost in the first round to Georgia Tech 94-76

### Cavaliers in Atlanta

- The Cavaliers are 21-31 all-time in Atlanta (9-22 at GT, 3-4 in ACC Tourn., 5-5 in SoCon Tourn., 4-0 in NCAA Tourn.)
- Virginia is 0-1 all-time at the Georgia Dome (lost to Ga. Tech in 2001 ACC quarterfinal)
- Both times Virginia went to the Final Four (1981, 1984), they won a regional in Atlanta
- The Cavaliers have won their last two games in Atlanta (wins at GT this season and last season)

### Landesberg Named ACC's Top Freshman

- Sylvan Landesberg was named the 2009 ACC Rookie of the Year on Tuesday
- He is the fourth Cavalier to win the honor (Ralph Sampson in 1980, Bryant Stith in 1989, Chris Williams in 1999)
- Landesberg became the eighth Cavalier named to the ACC All-Freshman Team
- Landesberg received honorable mention All-ACC accolades

### Difficult Schedule for the Cavaliers

- Seven of Virginia's opponents are ranked and one other is receiving votes in this week's AP poll
- As of 3/9 (ESPN Insider RPI), the Cavaliers' strength of schedule ranks No. 1 nationally
- Virginia's 27 regular season opponents have a combined .646 winning percentage
- 26 of UVA's 27 regular season opponents this season entered the game against Virginia with a .500 or better record
- 13 of 27 regular season games were against teams in this week's ESPN Bracketology field of 65

### PROBABLE STARTERS/KEY RESERVES

No.	Pos.	Yr.	Player	PPG	RPG	APG	Notable
4	G	Jr.	Calvin Baker	8.6	2.3	2.7	Scored in double figures in 5 of the last 6 games
15	G	Fr.	Sylvan Landesberg	16.8	6.0	2.7	2009 ACC Rookie of the Year
21	C	Sr.	Tunji Soroye	1.9	2.3	0.1	95 career blks ranks ninth in UVA history
23	G	So.	Jeff Jones	6.6	1.9	0.9	19 pts and 5 assts at North Carolina
24	G/F	Sr.	Mamadi Diane	5.3	2.0	0.6	23 pts vs. Maryland on his senior day at JPJA
32	F	So.	Mike Scott	10.5	7.3	0.8	Eight double-doubles this season
13	G	Fr.	Sammy Zeglinski	8.0	2.4	3.1	15 pts (6-6 FG, 3-3 3FG) vs. Clemson on 2/15
12	F	Jr.	Jamil Tucker	7.2	3.8	0.7	Career-high 21 points at Maryland
2	G	So.	Mustapha Farrakhan	4.2	0.6	0.6	Career-high 17 points at Virginia Tech
5	C	Fr.	Assane Sene	2.7	4.7	0.3	Team-high 34 blocks this season
55	F/C	Jr.	Jerome Meyinsse	1.7	1.6	0.1	10 pts, 8 rebs at Syracuse
25	C	Fr.	John Brandenburg	1.0	0.8	0.0	2 pts, 1 reb, 1 blk at Clemson
45	G/F	Jr.	Solomon Tat	0.7	1.0	0.3	Started eight games this season
22	F	So.	Will Sherrill	0.1	0.3	0.1	Career-high 3 rebs vs. Radford

### SCHEDULE/RESULTS

Date	Opponent	TV	Time/Res.
N9	SHEPHERD (ex)		W 87-52
N16	VMI	CSN	W 107-97
N19	USF	ACC Select	W 77-75
N21	RADFORD	ACC Select	W 68-66
N25	LIBERTY	ACC Select	L 82-86
N28	at Syracuse	TimeWarner(Syracuse)	L 70-73
D2	at Minnesota %	ESPN2	L 56-66
D17	LONGWOOD	ACC Select	W 90-61
D20	AUBURN	CSN/FSN South	L 56-58
D23	HAMPTON	ACC Select	W 74-48
D28	at Georgia Tech *	FSN	W 88-84 (ot)
J3	#22 XAVIER	CSN	L 70-84
J6	BROWN	ACC Select	W 74-50
J10	at Virginia Tech *	RSN	L 75-78
J15	#5 NORTH CAROLINA *	ESPN	L 61-83
J20	at Maryland *	Raycom^	L 78-84
J24	FLORIDA STATE *	RSN	L 62-73
F1	at #1 Duke *	FSN	L 54-79
F4	BOSTON COLLEGE *	ESPNU	L 70-80
F7	at #3 North Carolina *	Raycom	L 61-76
F10	at #25 Florida State *	RSN	L 57-68
F15	#12 CLEMSON *	Raycom	W 85-81 (ot)
F18	VIRGINIA TECH *	Raycom^	W 75-61
F21	at NC State *	Raycom	L 67-72
F26	MIAMI *	Raycom^	L 55-62
F28	#13 WAKE FOREST *	Raycom^	L 60-70
M3	at #18 Clemson *	RSN	L 57-75
M7	MARYLAND *	ABC	W 68-63
M12-15 at ACC Tournament (Georgia Dome)			

All Times Eastern and subject to change

- \* ACC game
- % ACC/Big Ten Challenge

### TV Abbreviations

- CSN Comcast SportsNet
- RSN Regional Sports Networks
- ^ Raycom split telecast

### MEDIA INFORMATION

#### Virginia Athletics Media Relations

154 John Paul Jones Arena  
PO Box 400853  
Charlottesville, VA 22904  
Office: (434) 982-5500  
Fax: (434) 982-5525

#### Rich Murray

#### Associate AD for Public Relations (Primary Men's Basketball Contact)

Office: (434) 982-5530  
Home: (434) 978-2966  
Email: rmurray@virginia.edu

#### Steve Kirkland

#### Assistant Media Relations Director (Secondary Men's Basketball Contact)

Office: (434) 982-5535  
Cell: (434) 825-5241  
Email: skirkland@virginia.edu



# 2008-09 VIRGINIA BASKETBALL

## IN THE POLLS

### ASSOCIATED PRESS (3/9)

1.	<b>North Carolina</b>	<b>27-3</b>
2.	Pittsburgh	28-3
3.	Connecticut	27-3
4.	Memphis	28-3
5.	Louisville	25-5
6.	Oklahoma	27-4
7.	Michigan State	25-5
8.	<b>Wake Forest</b>	<b>24-5</b>
9.	<b>Duke</b>	<b>25-6</b>
10.	Villanova	25-6
11.	Kansas	25-6
12.	Gonzaga	25-5
13.	Washington	24-7
14.	Missouri	25-6
15.	UCLA	24-7
16.	Butler	26-4
17.	<b>Clemson</b>	<b>23-7</b>
18.	<b>Syracuse</b>	<b>23-8</b>
19.	<b>Xavier</b>	<b>24-6</b>
20.	LSU	25-6
21.	Marquette	23-8
22.	<b>Florida State</b>	<b>23-8</b>
23.	Arizona State	22-8
24.	Purdue	22-9
25.	BYU	24-6

### Others Receiving Votes:

Illinois, Texas A&M, Saint Mary's, Utah, West Virginia, **Auburn**, Dayton, Utah State, VCU, Weber State, Creighton, Northern Iowa, Siena, Oklahoma State, Penn State, New Mexico, California, Texas American, Ohio State, Tennessee.

### ESPN/USA Today (3/9)

1.	<b>North Carolina</b>	<b>27-3</b>
2.	Pittsburgh	28-3
3.	Memphis	28-3
4.	Connecticut	27-3
5.	Louisville	25-5
6.	Michigan State	25-5
7.	Oklahoma	27-4
8.	<b>Duke</b>	<b>25-6</b>
9.	<b>Wake Forest</b>	<b>24-5</b>
10.	Washington	24-7
11.	Kansas	25-6
12.	Gonzaga	25-5
13.	Villanova	25-6
14.	UCLA	24-7
15.	Missouri	25-6
16.	LSU	25-6
17.	Butler	26-4
18.	<b>Clemson</b>	<b>23-7</b>
19.	<b>Xavier</b>	<b>24-6</b>
20.	<b>Syracuse</b>	<b>23-8</b>
21.	Marquette	23-8
22.	<b>Florida State</b>	<b>23-8</b>
23.	Arizona State	22-8
24.	Purdue	22-9
25.	Illinois	23-8

### Others Receiving Votes:

Saint Mary's, BYU, Utah State, Dayton, California, Utah, **Boston College**, Texas, Texas A&M, Siena, Weber State.

## Meynsse & Soroye Named to All-ACC Academic Team

- Junior forward Jerome Meynsse and senior center Tunji Soroye were named to the All-ACC Academic Team
- It is the second consecutive year Meynsse has been named to the team

## Diane Shines on Senior Day

- Mamadi Diane scored a season-high 23 points in his final game at JPJA in Virginia's 68-63 win over Maryland last Saturday
- Diane went 7-12 from the floor (3-4 3FG) and 6-7 from the line
- His 3-pointer with 38 seconds remaining broke a 61-61 tie and gave the Cavaliers the lead for good

## Diane Closes in on 1,000 Points

- Mamadi Diane enters the ACC Tournament with 998 career points
- With two points, he will become the 42nd player in Virginia history to score 1,000 career points

## Bench Production

- Virginia has gotten solid production from its bench this season, averaging 25.4 points, 12.4 rebounds and 4.1 assists per game off the bench
- Virginia had 51 points off the bench against USF, the most bench points in a game for the Cavaliers since scoring 52 off the bench against Maryland on March 1, 1986
- Against Clemson on Feb. 15, the Cavaliers got 46 points, 19 rebounds and 11 assists off the bench
- This season the Cavaliers have gotten 29 double-digit scoring performances off the bench

## Youth is Served

- Freshmen and Sophomores have made 86 of the 135 starts this season for the Cavaliers
- Freshmen and Sophomores have scored 47.3 ppg (67.4 % of offense) and average 22.0 rebounds a game (67.2 % of team total)
- Freshmen and Sophomores have led the team in scoring in 21 of 27 games this season and led the team in rebounding in 24 of 27 games this season

## Farrakhan on the Line

- Mustapha Farrakhan is 18-18 this season from the free throw line
- His 18 consecutive made free throws to open a season is the second longest streak in school history (Jeff Lamp made his first 32 free throw attempts in 1980-81)

## Free Throw Streaks

- Mustapha Farrakhan has made 19 consecutive free throws (dating back to last season)
- Calvin Baker has made 18 consecutive free throws (last miss vs. Boston College - 2/4)
- Sylven Landesberg (26) and Mike Scott (12) have also had double-digit consecutive made free throws streaks for Virginia this season

## Jeff Jones Steps Up

- Jeff Jones has scored at least eight points in nine of the past 10 games
- At North Carolina, he scored an ACC career-high 19 points
- He has started the last nine games
- Over the past 10 games he is averaging 10.1 points per game

## Landesberg Named ACC Rookie of the Week ... Again

- Sylven Landesberg was named the ACC Rookie of the Week on Feb. 16, the sixth time he has received the honor (also on Nov. 17, Nov. 24, Dec. 22, Dec. 30 and Jan. 12)
- He is tied for the third most ACC Rookie of the Week awards in conference history with UNC's Brendan Wright, Duke's Luol Deng, Maryland's Joe Smith, UVA's Bryant Stith, and UNC's Sam Perkins
- Only UNC's Tyler Hansbrough and GT's Kenny Anderson (each 10 times) have won the award more



# 2008-09 VIRGINIA BASKETBALL

## Landesberg Explodes for 32 vs. Boston College

- Sylvan Landesberg scored a career-high 32 points vs. Boston College on Feb. 4
- His 32 points tied the UVa freshman scoring record against an ACC opponent that Ralph Sampson set when he scored 32 vs. Clemson in 1980
- His 32 points were the most by a freshman in an ACC game since Tyler Hansbrough scored 40 against Miami in 2006
- It was only the fourth 30-point game by a Virginia freshman in school history

### 30-Point Games by Virginia Freshmen

34	Chris Williams vs. Liberty (12/8/98)
<b>32</b>	<b>Sylvan Landesberg vs. BC (2/4/09)</b>
32	Ralph Sampson vs. Clemson (2/13/80)
30	Courtney Alexander vs. Duke (2/14/96)

## Landesberg's 20-Point Games

- Sylvan Landesberg has 12 20-point games this season, setting a new UVa freshman record
- He has double the 20-point games (12) than the rest of the conference's freshmen combined (six)
- Only North Carolina's Tyler Hansbrough (14) had more 20-point games as a freshman in the ACC over the past 10 years than Landesberg
- He scored 20 points at Duke, becoming the first ACC freshman to score 20 points at Cameron Indoor Stadium since Hansbrough (27 pts) in 2006
- With 28 points vs. VMI, 21 points vs. USF and 22 points vs. Radford, Landesberg became the first Cavalier freshman to open his career with three 20-point games
- He was only the second freshman in ACC history to score at least 20 points in the first three games of his career (Georgia Tech's Kenny Anderson scored at least 20 points in his first six career games in 1989-90)

## Landesberg Makes Immediate Impact

- At 16.8 ppg, Sylvan Landesberg is the ninth-leading scorer in the ACC and the third-leading freshman scorer in the nation
- At Georgia Tech, Landesberg scored 26 points, the most by a Cavalier freshman in his ACC debut (previous record was 22 by Roger Mason, Jr. vs. Duke in 1999-00)
- Landesberg scored in double figures in the first eight games of the season, the second longest streak by a UVa freshman to open a career
- He was the first Cavalier freshman since Tom Sheehy in 1983-84 to lead the team in scoring in each of the first three games of the season

## Getting to the Line

- Sylvan Landesberg ranks fifth in the ACC with 6.6 free throw attempts per game
- Landesberg has made 17 "old-fashioned" three-point plays this season (the rest of the team has combined for 13)
- That figure is more than Sean Singletary's team-leading 13 "and one" plays last season
- Against Florida State on Jan. 24, Landesberg tied an ACC freshman record and tied for the second best performance at the free throw line in school history with his 14-14 performance

## Landesberg Shines In Collegiate Debut

- Sylvan Landesberg had 28 points in the season-opener against VMI, the most by a Cavalier freshman in his debut
- The previous record was 24 points set by Jeff Lamp in his debut against James Madison on Nov. 25, 1977
- Landesberg's 28 points are tied for the second most in ACC history by a freshman in his first game
- Landesberg is one of only four Cavalier first-years to score 20 points in his first collegiate game
- He is the first Cavalier freshman to lead the team in scoring in a season opener since Mamadi Diane had 17 points in the 2005-06 season opening win over Liberty

### Most Points by an ACC Freshman in his Debut

31	J.J. Hickson (NC State)	07-08
<b>28</b>	<b>Sylvan Landesberg (UVa)</b>	<b>08-09</b>
28	Rashad McCants (UNC)	02-03
24	Jeff Lamp (UVa)	77-78
23	Shavlik Randolph (Duke)	02-03

### Other Notable Virginia Debuts

Jeff Lamp vs. JMU (77-78)	24 pts, 3 rebs
Gary Forbes vs. Mt. St. Mary's (03-04)	21 pts, 9 rebs
Chris Williams vs. VCU (98-99)	20 pts, 10 rebs
Junior Burrough vs. W&M (91-92)	17 pts, 6 rebs
Ralph Sampson vs. Hopkins (79-80)	17 pts, 8 rebs
Mamadi Diane vs. Liberty (05-06)	17 pts, 6 rebs
Travis Watson vs. Elon (99-00)	15 pts, 14 rebs
Cory Alexander vs. W&M (91-92)	5 pts, 4 rebs
Sean Singletary vs. R. Morris (04-05)	6 pts, 7 assts
Wally Walker vs. Wake (72-73)	7 pts, 3 rebs

## Cavaliers By The Numbers

### Most 20-Point Games by a UVa Freshman

<b>Sylvan Landesberg (2008-09)</b>	<b>12</b>
Ralph Sampson (1979-80)	9
Chris Williams (1998-99)	8
Jeff Lamp (1977-78)	7
Courtney Alexander (1995-96)	6
Bryant Stith (1988-89)	6
Wally Walker (1972-73)	5
Cory Alexander (1991-92)	4
Junior Burrough (1991-92)	4

### Most 20-Point Games by an ACC Freshman (last 10 years)

Tyler Hansbrough (UNC, 05-06)	14
<b>Sylvan Landesberg (UVa, 08-09)</b>	<b>12</b>
Rashad McCants (UNC, 02-03)	12
Chris Paul (WF, 03-04)	10
Joseph Forte (UNC, 99-00)	9
Brandon Costner (NCSU, 06-07)	9
J.J. Redick (Duke, 02-03)	9
James Johnson (WF, 07-08)	8
Luol Deng (Duke, 03-04)	8
Brendan Wright (UNC, 06-07)	8

### NCAA Freshmen Scoring Leaders

Seth Curry (Liberty)	20.6
Tyreke Evans (Memphis)	16.9
<b>Sylvan Landesberg (Virginia)</b>	<b>16.8</b>
Luke Babbitt (Nevada)	16.4
Mike Rosario (Rutgers)	16.3
Isaiah Thomas (Washington)	15.4
Al'Lonzo Coleman (Presbyterian)	15.0
Courtney Fortson (Arkansas)	15.0
Willie Warren (Oklahoma)	14.7
Clifford J. Reed (Bethune-Cookman)	14.6

### Most Points by UVa Freshmen

Bryant Stith (1988-89)	513 (15.5 ppg)
Ralph Sampson (1978-79)	508 (14.9)
Chris Williams (1998-99)	505 (16.8)
Jeff Lamp (1977-78)	485 (17.3)
<b>Sylvan Landesberg (2008-09)</b>	<b>453 (16.8)</b>
Junior Burrough (1991-92)	437 (13.2)
Curtis Staples (1994-95)	404 (11.9)
Harold Deane (1993-94)	381 (12.3)
Courtney Alexander (1995-96)	375 (13.9)
Cory Alexander (1991-92)	370 (11.2)

### Most ACC Rookie of the Week Awards

Tyler Hansbrough, UNC (2005-06)	10
Kenny Anderson, GT (1989-90)	10
<b>Sylvan Landesberg, UVa (2008-09)</b>	<b>6</b>
Brendan Wright, UNC (2006-07)	6
Luol Deng, Duke (2003-04)	6
Joe Smith, Md (1993-94)	6
Bryant Stith, UVa (1988-89)	6
Sam Perkins, UNC (1980-81)	6

### UVa Career Blocked Shots

1. Ralph Sampson (1980-83)	462
2. Chris Alexander (1993-96)	148
3. Travis Watson (2000-03)	130
4. Kris Hunter (1997-99)	126
5. Jason Clark (2002-05)	112
6. Steve Castellan (1976-79)	108
7. Chris Williams (1999-02)	97
8. Junior Burrough (1992-95)	96
<b>9. Tunji Soroye (2005-present)</b>	<b>95</b>
10. Colin Ducharme (1997-00)	88



# 2008-09 VIRGINIA BASKETBALL

## UVa in the ACC Statistics (3/9)

### TEAM

Scoring Offense	70.3	11th
Scoring Defense	72.3	11th
Scoring Margin	-2.1	12th
Free Throw Percentage	.744	3rd
Field Goal Percentage	.418	12th
Field Goal % Defense	.438	12th
3-Point FG Percentage	.311	12th
3-Point FG % Defense	.337	9th
Rebounding	36.9	9th
Rebounding Margin	+1.5	10th
3-Point FG Made	5.5	10th
Assists	12.4	11th
Steals	6.4	9th
Blocked Shots	4.0	9th
Turnover Margin	-0.6	8th
Assist/Turnover Ratio	0.9	10th

### INDIVIDUAL

#### Scoring

• Sylven Landesberg 16.8 9th

#### Rebounding

• Mike Scott 7.3 11th  
• Sylven Landesberg 6.0 19th

#### Offensive Rebounding

• Mike Scott 3.3 2nd

#### Blocked Shots

• Assane Sene 1.6 5th

#### Minutes Played

• Sylven Landesberg 34.1 6th

## UVa in the NCAA Statistics (3/9)

### TEAM

Free Throw Percentage	.744	22nd
Blocked Shots	4.0	69th

### INDIVIDUAL

#### Blocked Shots

• Assane Sene 1.6 87th

## Back-to-Back 25 Points for Landesberg

- Sylven Landesberg scored 26 points at Georgia Tech and 25 points vs. Xavier
- Landesberg was the first Cavalier to have consecutive 25-point games since J.R. Reynolds accomplished the feat in both of Virginia's 2007 NCAA Tournament games
- The last Cavalier freshman to score at least 25 points in consecutive games was Chris Williams in 1998-99 (26 vs. Loyola, 26 vs. Delaware)

## Return to Sene-der

- Freshman center Assane Sene leads Virginia with 34 blocks this season, although he has missed six games
- He has twice had four blocks in a game (vs. Auburn, at Virginia Tech)
- Last season, Mamadi Diane led Virginia with 22 blocks over a 33-game season
- Sene averages 1.6 blocks per game, which ranks fifth in the ACC

## Tucker Steps Up

- Jamil Tucker has scored in double figures in 11 games this season
- At Maryland, he scored a career-high 21 points while tying a career high with four 3-pointers
- Against Longwood, he set career highs with 10 rebounds and three assists and had 11 points for his first career double-double
- At Georgia Tech, he had 15 points, including the 3-pointer that tied the game with 15 seconds remaining in regulation to force overtime

## Scott is a Force Inside

- Mike Scott has eight double-doubles this season
- He is second in the ACC with 3.3 offensive rebounds per game and ranks 11th overall in rebounding with an average of 7.3 per game
- Scott is shooting .553 from the floor this season, which would rank third in the ACC if he had the minimum number of made field goals to qualify (he averages 4.1 FGM/game, 5.0 is the min.)
- At Maryland, Scott went 10-10 from the free throw line

## Scott and Landesberg Post UVa's First 25-25 Combo in Over a Year

- Against VMI, Sylven Landesberg (28 pts) and Mike Scott (26 points) became the first Cavaliers to score at least 25 points in the same game in over a year
- The previous game that Virginia had a pair of 25-point scorers was a 71-58 win at NC State on Jan. 24, 2007 when J.R Reynolds had 29 points and Sean Singletary had 27 points

## Head Coach Dave Leitao

- 2007 ACC Coach of the Year
- First Virginia coach to win the honor since Terry Holland in 1982
- 63-59 record in his fourth season at Virginia, including a 27-37 mark in the ACC
- Overall record of 143-128 in his ninth season as a head coach

## Baker, Diane, Soroye Named Virginia's Captains

- Calvin Baker, Mamadi Diane, and Tunji Soroye are Virginia's captains for 2008-09
- This season marks the first year each player has served as a captain

## Virginia Signs Two to Letters of Intent

- The Cavaliers signed two recruits to National Letters of Intent during the November signing period
- Jontel Evans, a 5-11 guard from Hampton, Va., and Tristan Spurlock, a 6-7 forward from Woodbridge, Va., will join the Cavaliers in 2009-10

## Richard Morgan is Virginia's ACC Tournament Legend

- Former Cavalier guard Richard Morgan is the Cavaliers' 2009 ACC Tournament Legend
- Morgan will be honored at the ACC Basketball Legends Brunch on March 14
- Morgan played at UVa from 1986-89 and ranks eighth on Virginia's career steals list (160), 10th on the career field goals made list (605) and 15th on UVA's all-time scoring list with 1,540 points
- In 1989, Morgan was a first-team All-ACC selection
- He is currently an assistant coach at Appalachian State



# 2008-09 VIRGINIA BASKETBALL

## THE LAST TIME ...

### VIRGINIA INDIVIDUALS

- **Scored 30 points:** Sylven Landesberg (32) vs. Boston College (2/4/09)
- **Scored 40 points:** Sean Singletary (41) at Miami (3/1/08)
- **Two players with 20 points:** Sylven Landesberg (28) and Mike Scott (26) vs. VMI (11/16/08)
- **Three players with 20 points:** Chris Williams (27), Roger Mason, Jr. (22) and Donald Hand (20) vs. Duke (1/5/00)
- **Four players with 20 points:** Chris Williams (23), Donald Hand (22), Adam Hall (21), and Travis Watson (20) vs. Georgetown (3/15/00)
- **A player with back-to-back 25-point games:** Sylven Landesberg, 26 at Georgia Tech (12/28/08), 25 vs. Xavier (1/3/09)
- **One player scored in double figures:** Sylven Landesberg (14) at Florida State (2/10/09)
- **Five players scored in double figures:** Sylven Landesberg (23), Mike Scott (18), Sammy Zeglinski (15), Jeff Jones (12), Jamil Tucker (11), vs. Clemson (2/15/09)
- **Six players scored in double figures:** Sean Singletary (27), Adrian Joseph (13), Jamil Tucker (13), Mamadi Diane (12), Calvin Baker (11), Laurynas Mikalauskas (11), vs. Maryland (3/9/08)
- **Seven players scored in double figures:** Cornel Parker (20), Junior Burrough (15), Ted Jeffries (14), Cory Alexander (13), Jason Williford (12), Yuri Barnes (11) and Doug Smith (11) vs. Clemson (1/13/93)
- **Had 15 rebounds:** Mike Scott (15) vs. Hampton (12/23/08)
- **Had 20 rebounds:** Travis Watson (20) vs. Wofford (1/2/03)
- **Had 25 rebounds:** Bob Mortell (25) vs. Washington & Lee (2/27/60)
- **Two players with 10 rebounds:** Sylven Landesberg (11) and Mike Scott (10) at Maryland (1/20/09)
- **Three players with 10 rebounds:** Yuri Barnes (13), Jason Williford (12) and Junior Burrough (11) vs. Rice (12/4/93)
- **Double-Double:** Mike Scott (11 pts, 11 rebs) vs. Maryland (3/7/09)
- **Two players had a double-double:** Adrian Joseph (23 pts, 11 rebs) and Mike Scott (10 pts, 13 rebs) at Penn (11/23/07)
- **Three players had a double-double:** Jason Williford (10 pts, 15 rebs), Ted Jeffries (23 pts, 10 rebs), and Cornel Parker (11 pts, 11 rebs) at William & Mary (1/25/93)
- **Double-Double with points and assists:** Sean Singletary (22 pts, 10 assts) vs. Old Dominion (3/24/08)
- **Triple-Double:** Ralph Sampson (15 pts, 22 rebs, 10 blks) vs. Old Dominion (12/29/79)
- **Four Double-Doubles in a row:** Travis Watson (29 pts, 12 rebs) at NC State (2/6/02), (20 pts, 10 rebs) vs. Clemson (2/10/02), (17 pts, 10 rebs) vs. UNC (2/12/02), (13 pts, 12 rebs) at Wake (2/17/02)
- **20 points and 20 rebounds:** Travis Watson (21 pts, 20 rebs) vs. Wofford (1/2/03)
- **10 assists:** Sean Singletary (10) vs. Old Dominion (3/24/08)
- **5 Blocked Shots:** Jason Cain (5) vs. UNC (1/19/06)
- **5 Steals:** Sammy Zeglinski (5) vs. Florida State (1/24/09)
- **Led UVA in Points, Rebounds and Assists:** Sylven Landesberg (16 pts, 8 rebs, 6 assts) at NC State (2/21/09)
- **Hit a last second shot to win a game:** Sean Singletary vs. Duke (2/1/07) [jumper with one second in OT]; J.R. Reynolds vs. Loyola Marymount (12/23/04) [layup with 1.5 seconds in regulation]
- **Played every minute:** Sylven Landesberg (45) vs. Clemson (2/15/09)
- **Played 40 or more minutes:** Sylven Landesberg (45) and Mike Scott (40) vs. Clemson (2/15/09)

### VIRGINIA TEAM

- **Won in Overtime:** vs. Clemson, 85-81 (2/15/09)
- **Lost in Overtime:** at Virginia Tech, 65-72 (2/2/08)
- **Played Two Overtimes:** vs. Maryland, L 89-92 (2/19/05)
- **Played Three Overtimes:** vs. Georgetown, L 111-115 (3/15/00)
- **Shot 70 percent for a Half:** 72.2% (13-18) vs. Wake Forest 2nd Half (2/24/96)
- **Shot 60 percent in a Game:** 61.0% (36-59) vs. LIU (11/17/00)
- **Shot less than 30 percent in a Game:** 27.9% (17-61) vs. North Carolina (3/10/06)
- **Shot 90 percent from the free throw line:** 100.0% (8-8) vs. Wake Forest (2/28/09)
- **Shot 50 percent from 3-point line:** 50.0% (10-20) at North Carolina (2/7/09)
- **Shot less than 30 percent in a half:** 28.6% (6-21) in 2nd Half at Clemson (3/3/09)
- **Shot less than 20 percent in a half:** 13.6% (3-22) in 1st Half vs. Florida State (1/24/09)
- **Shot 55 percent or better and lost:** 56.9% (29-51) vs. Duke (3/14/03)
- **Attempted 50 FTs:** 52 (made 34) vs. Howard (12/12/94)
- **Made 30 FTs:** 31 (36 att.) vs. Tennessee (3/18/07)
- **Made 10 3-pt FGs:** 10 at North Carolina (2/7/09)
- **Failed to make a 3-pt FG:** at Georgia Tech (12/4/05)
- **Had 50 rebounds:** 50 vs. North Carolina (1/15/09)
- **Had 25 assists:** 27 vs. Howard (11/21/01)
- **Had 15 steals:** 16 vs. NC State (2/24/08)
- **Had 10 blocks:** 10 at Virginia Tech (1/10/09)
- **Scored 50 pts in a half:** 50 vs. Liberty, 2nd half (11/25/08)
- **Scored 60 pts in a half:** 60 vs. Gonzaga, 1st half (1/3/07)
- **Scored 70 pts in a half:** 70 vs. Coastal Carolina, 2nd half (11/20/00)
- **Scored 100 pts (ACC):** 103 vs. Maryland (1/16/07)
- **Scored 100 pts (non-conf):** 107 vs. VMI (11/16/08)
- **Scored under 20 pts in 1st half:** 16 vs. FSU (1/24/09)
- **Scored under 20 pts in 2nd half:** 12 vs. UNC (2/11/98)
- **Scored under 50 pts in a game:** 49 at Stanford (3/14/06)

### OPPONENT INDIVIDUALS

- **Scored 30 points:** Chavis Holmes (31), VMI (11/16/08)
- **Scored 35 points:** J.J. Redick (40), Duke (1/28/06)
- **Scored 40 points:** J.J. Redick (40), Duke (1/28/06)
- **Scored 50 points:** Len Chappell (50), Wake (2/12/62)
- **Two players with 20 points:** Tyrese Rice (20) and Rakim Sanders (20), Boston College (2/4/09)
- **Three players with 20 points:** Seth Curry (26), Kyle Ohman (26), Anthony Smith (21), Liberty (11/25/08)
- **Two players with 30 points:** Trevor Powell (31) and Tony Smith (31), Marquette (2/3/90)
- **Five players scored in double figures:** Chavis Holmes (31), Travis Holmes (20), Austin Kenon (18), Willie Bell (14) and Keith Gabriel (14), VMI (11/16/08)
- **Six players scored in double figures:** Chris Paul (21), Justin Gray (17), Eric Williams (15), Jamaal Levy (12), Taron Downey (11) and Vytas Danelius (10), Wake Forest (1/2/05)
- **Seven players scored in double figures:** Stanley Burrell (15), Drew Lavender (13), C.J. Anderson (12), B.J. Raymond (12), Josh Duncan (11), Charles Bronson (11), and Jason Love (10), at Xavier (1/3/08)
- **Double-Double:** Trevor Booker (13 pts, 15 rebs), at Clemson (3/3/09)
- **Double-Double with points and assists:** Eric Hayes (10 pts, 11 assts), at Maryland (1/20/09)

- **Two players had a double-double:** Donte Green (20 pts, 10 rebs) and Paul Harris (10 pts, 14 rebs), Syracuse (12/5/07)
- **Had 15 rebounds:** Trevor Booker (15), at Clemson (3/3/09)
- **Had 20 rebounds:** Tim Duncan (23), Wake (2/22/97)
- **Had 10 assists:** Eric Hayes (11), at Maryland (1/20/09)
- **5 Blocked Shots:** Michael Freeman (5), Hampton (12/23/08)
- **5 Steals:** Al Nolen (5), Minnesota (12/2/08)
- **Hit a last second shot to win a game:** Deron Washington of Virginia Tech (1/16/08) [0.0 seconds in overtime]

### OPPONENT TEAM

- **Shot less than 30 percent in a Game:** 28.8% (19-66) Hampton (12/23/08)
- **Shot less than 30 percent in a Game (ACC):** 29.0% (20-69), Wake Forest (2/24/96)
- **Shot 60 percent in a Game:** 63.8% (37-58), at Xavier (1/3/08)
- **Shot 55 percent or better and lost:** 55.2% (32-58), Iowa State (12/31/03)
- **Scored 100 pts:** 108, at Xavier (1/3/08)
- **Scored 60 pts in a half:** 60, at Miami, 2nd half (3/1/08)
- **Scored under 20 pts in 1st half:** 18, NC State (2/24/08)
- **Scored under 20 pts in 2nd half:** 18 at Richmond (11/22/05)
- **Scored under 50 pts in a game:** 48, Hampton (12/23/08)
- **Had 25 assists:** 27, at Xavier (1/3/08)
- **Had 15 steals:** 15, VMI (11/16/08)
- **Had 10 blocks:** 10 vs. North Carolina (1/15/09)
- **Failed to make a 3-pt FG:** vs. Arizona State (11/27/99)



# 2008-09 VIRGINIA BASKETBALL

## 2008-09 VIRGINIA BASKETBALL ROSTER

NO.	NAME	POS.	HT.	WT.	CLASS	HOMETOWN/HIGH SCHOOL (Previous School)
2	Mustapha Farrakhan	G	6-4	179	So.	Harvey, Ill./Thornton Township
4	Calvin Baker *	G	6-2	186	Jr.	Newport News, Va./Woodside (William & Mary)
5	Assane Sene	C	7-0	234	Fr.	Saint-Louis, Senegal/South Kent
12	Jamil Tucker	F	6-9	241	Jr.	Gary, Ind./West Side
13	Sammy Zeglinski	G	6-0	179	Fr. %	Philadelphia, Pa./The William Penn Charter School
15	Sylvan Landesberg	G	6-6	205	Fr.	Flushing, N.Y./Holy Cross
21	Tunji Soroye *	C	6-11	252	Sr. %	Dugbe Ibadan, Nigeria/Montrose Christian School
22	Will Sherrill	F	6-9	221	So.	New York, N.Y./Phillips Academy Andover
23	Jeff Jones	G	6-4	200	So.	Chester, Pa./Monsignor Bonner
24	Mamadi Diane *	G/F	6-5	204	Sr.	Potomac, Md./DeMatha Catholic
25	John Brandenburg	C	6-11	241	Fr.	Des Peres, Mo./De Smet Jesuit
32	Mike Scott	F	6-8	233	So.	Chesapeake, Va./Hargrave Military Academy
45	Solomon Tat	G/F	6-5	223	Jr.	Jos Plateau, Nigeria/Community Christian School
55	Jerome Meyinsse	F/C	6-9	245	Jr.	Baton Rouge, La./McKinley

\* Tri-Captain

% Medical Hardship waiver request approved in 2008

### HEAD COACH:

Dave Leitao

### ASSISTANT COACHES:

Bill Courtney

Drew Diener

Steve Seymour

### DIRECTOR OF BASKETBALL OPERATIONS:

Rick Brunson

### STRENGTH & CONDITIONING COACH:

Shaun Brown

### ASSISTANT DIR. OF OPERATIONS/VIDEO:

Tim Mein

### ATHLETIC TRAINER:

Ethan Saliba

### PRONUNCIATION GUIDE

Mamadi Diane

Mom-uh-dee Dee-on-ee

Mustapha Farrakhan

Moo-sta-fa Fair-uh-con

Sylvan Landesberg

Sill-ven

Dave Leitao

Lay-toe

Jerome Meyinsse

Me-yin-see

Assane Sene

Uh-sahn Sen

Tunji Soroye

Ton-jee Suh-roy-yay

Jamil Tucker

Ja-mill

Sammy Zeglinski

Zuh-glin-ski

# 2009 ACC Tournament

March 12-15, The Georgia Dome, Atlanta, Ga.

## 1st Round

Thursday, March 12

## Quarterfinals

Friday, March 13

## Semifinals

Saturday, March 14

## Finals

Sunday, March 15

#1 North Carolina

#8 Virginia Tech

**Game 5**  
**12:00 noon**

**Game 1**  
**12:00 noon**

8/9 Winner

#9 Miami

**Game 9**  
**1:30 pm**

#4 Florida State

#5 Clemson

**Game 6**  
**2:30 pm\***

**Game 2**  
**2:30 pm\***

5/12 Winner

#12 Georgia Tech



**Game 11**  
**1:00 pm**

**2009**  
**ACC Champion**

#2 Wake Forest

#7 Maryland

**Game 7**  
**7:00 pm**

**Game 3**  
**7:00 pm**

7/10 Winner

#10 NC State

**Game 10**  
**4:00 pm\***

#3 Duke

#6 Boston College

**Game 8**  
**9:30 pm\***

**Game 4**  
**9:30 pm\***

6/11 Winner

#11 Virginia





# 2008-09 VIRGINIA BASKETBALL

## VIRGINIA AT THE ACC TOURNAMENT

OPPONENT	Record	1st Rd.	Qtrs.	Semis	Final
Boston College	0-0 (.000)				
Clemson	6-1 (.857)	1-0	3-1	2-0	
Duke	3-14 (.176)	0-2	2-9	1-3	
Florida State	0-0 (.000)				
Georgia Tech	4-5 (.444)	0-1	3-3	1-0	0-1
Maryland	4-4 (.500)		3-2	1-2	
Miami	1-0 (1.000)	1-0			
North Carolina	3-11 (.214)		2-4	0-4	1-3
NC State	2-12 (.143)		2-7	0-4	0-1
Virginia Tech	1-0 (1.000)	1-0			
Wake Forest	6-6 (.500)		5-5	1-1	
South Carolina (former member)	0-1 (.000)		0-1		
<b>TOTALS</b>	<b>30-54 (.357)</b>	<b>3-3</b>	<b>20-32</b>	<b>6-14</b>	<b>1-5</b>

OPPONENT	LAST MEETING	LAST WIN
Boston College	none	
Clemson	2004 - W 83-79 (ot) - 1st Rd.	2004 - W 83-79 (ot) - 1st Rd.
Duke	2005 - L 76-64 - Qtr.	1994 - W 66-61 - Semi.
Florida State	none	
Georgia Tech	2008 - L 94-76 - 1st Rd.	1995 - W 77-67 - Qtr.
Maryland	1994 - W 69-63 - Qtr.	1994 - W 69-63 - Qtr.
Miami	2005 - W 66-65 - 1st Rd.	2005 - W 66-65 - 1st Rd.
North Carolina	2006 - L 79-67 - Qtr.	1990 - W 92-85 (ot) - Qtr.
NC State	2007 - L 79-71 - Qtr.	1986 - W 64-62 - Qtr.
Virginia Tech	2006 - W 60-56 - 1st Rd.	2006 - W 60-56 - 1st Rd.
Wake Forest	1996 - L 70-60 - Qtr.	1993 - W 61-57 - Qtr.

OPPONENT	SERIES STREAK AT ACC TOURNAMENT
Boston College	--
Clemson	W4
Duke	L5
Florida State	--
Georgia Tech	L2
Maryland	W1
Miami	W1
North Carolina	L5
NC State	L3
Virginia Tech	W1
Wake Forest	L2

### VIRGINIA'S ACC TOURNAMENT RECORD...

No. 11 seed	1-1
In Atlanta	3-4
At the Georgia Dome	0-1
As the higher seed	13-7
As the lower seed	17-47

### LAST TOURNAMENT WIN

Overall...  
 (7) Virginia def. (10) Virginia Tech 60-56  
 2006 - 1st Round - Greensboro, N.C.

In Atlanta...  
 (3) Virginia def. (6) Clemson 90-73  
 1989 - quarterfinal

As the lower seed...  
 (11) Virginia def. (6) Miami 66-65  
 2005 - Washington, D.C.

Quarterfinal...  
 (4) Virginia def. (5) Georgia Tech 77-67  
 1995 - Greensboro, N.C.

Semifinal...  
 (4) Virginia def. (1) Duke 66-61  
 1994 - Charlotte, N.C.

Final...  
 (6) Virginia def. (1) North Carolina 67-62  
 1976 - Landover, Md.

### LOST TO EVENTUAL CHAMPION

2005 Duke	Lost in Quarterfinals
2003 Duke	Lost in Quarterfinals
1999 Duke	Lost in First Round
1997 North Carolina	Lost in Quarterfinals
1996 Wake Forest	Lost Quarterfinals
1995 Wake Forest	Lost in Semifinals
1994 North Carolina	Lost in Final
1991 North Carolina	Lost in Semifinals
1990 Georgia Tech	Lost in Final
1988 Duke	Lost in Quarterfinals
1986 Duke	Lost in Semifinals
1985 Georgia Tech	Lost in Quarterfinals
1983 NC State	Lost in Final
1982 North Carolina	Lost in Final
1977 North Carolina	Lost in Final
1974 NC State	Lost in Semifinals
1973 NC State	Lost in Semifinals
1970 NC State	Lost in Semifinals
1965 NC State	Lost in Quarterfinals
1963 Duke	Lost in Quarterfinals
1962 Wake Forest	Lost in Quarterfinals
1959 NC State	Lost in Semifinals
1958 Maryland	Lost in Quarterfinals



# 2008-09 VIRGINIA BASKETBALL

## ACC Tournament History

Year (Seed)	Quarterfinals	Semifinals	Finals
1954 (8)	L - Duke 68-96		
1955 (6)	W - Maryland 68-67 (ot)	L - Duke 77-90 (ot)	
1956 (7)	L - North Carolina 77-81		
1957 (7)	L - Maryland 69-72		
1958 (5)	L - Maryland 66-70		
1959 (5)	W - Maryland 66-65	L - NC State 63-66	
1960 (8)	L - North Carolina 62-81		
1961 (7)	L - Duke 54-89		
1962 (8)	L - Wake Forest 58-81		
1963 (8)	L - Duke 70-89		
1964 (7)	L - Wake Forest 60-79		
1965 (7)	L - NC State 69-106		
1966 (7)	L - NC State 77-86		
1967 (7)	L - Duke 78-99		
1968 (5)	L - South Carolina 78-101		
1969 (6)	L - Duke 86-99		
1970 (7)	W - North Carolina 95-93	L - NC State 66-67	
1971 (5)	W - Wake Forest 85-84	L - North Carolina 68-78	
1972 (3)	W - Wake Forest 74-65	L - Maryland 57-62	
1973 (5)	W - Duke 59-55	L - NC State 51-63	
1974 (4)	W - Clemson 68-63	L - NC State 66-87	
1975 (5)	L - NC State 85-91		
<b>1976 (6)</b>	<b>W - NC State 75-63</b>	<b>W - Maryland 73-65</b>	<b>W - North Carolina 67-62</b>
1977 (7)	W - Wake Forest 59-57	W - Clemson 72-60	L - North Carolina 69-75
1978 (4)	L - Wake Forest 61-72		
1979 (3)	L - NC State 78-82		
1980 (5)	L - Clemson 49-57		
1981 (1)	W - Georgia Tech 76-47	L - Maryland 62-85	
1982 (2)	W - Clemson 56-54	W - Wake Forest 51-49 (ot)	L - North Carolina 45-47
1983 (2)	W - Duke 109-66	W - Georgia Tech 96-67	L - NC State 78-81
1984 (6)	L - Wake Forest 51-63		
1985 (8)	L - Georgia Tech 48-55		
1986 (5)	W - NC State 64-62	L - Duke 70-75	
1987 (4)	W - Georgia Tech 55-54	L - North Carolina 82-84 (2 ot)	
1988 (6)	L - Duke 48-60		
1989 (3)	W - Clemson 90-73	L - Duke 58-69	
1990 (5)	W - North Carolina 92-85 (ot)	W - Clemson 69-66	L - Georgia Tech 61-70
1991 (6)	W - Wake Forest 70-66	L - North Carolina 71-76	

Bus Male (1954-57)	1-4	.200
Billy McCann (1958-63)	1-6	.143
Bill Gibson (1964-74)	5-11	.313
Terry Holland (1975-90)	15-15	.500
Jeff Jones (1991-98)	5-8	.385
Pete Gillen (1999-2005)	2-7	.222
Dave Leitao (2006-Present)	1-3	.250

Year (Seed)	First Round	Quarterfinals	Semifinals	Finals
1992 (5)		L - Georgia Tech 56-68		
1993 (5)		W - Wake Forest 61-57	L - North Carolina 56-74	
1994 (4)		W - Maryland 69-63	W - Duke 66-61	L - North Carolina 66-73
1995 (4)		W - Georgia Tech 77-67	L - Wake Forest 68-77	
1996 (7)		L - Wake Forest 60-70		
1997 (6)		L - North Carolina 68-78		
1998 (9)	L - Duke 41-63			
1999 (9)	L - Duke 67-104			
2000 (3)		L - NC State 65-76		
2001 (4)		L - Georgia Tech 69-74		
2002 (5)		L - NC State 72-92		
2003 (6)		L - Duke 76-83		
2004 (7)	W - Clemson 83-79 (ot)	L - Duke 74-84		
2005 (11)	W - Miami 66-65	L - Duke 64-76		
2006 (7)	W - Virginia Tech 60-56	L - North Carolina 79-67		
2007 (2)		L - NC State 71-79		
2008 (10)	L - Georgia Tech 94-76			



# 2008-09 VIRGINIA BASKETBALL

## ACC Tournament Superlatives

HIGHS	VIRGINIA	LOWS
109# vs. Duke (1983)	<b>Points</b>	41 vs. Duke (1998)
43 vs. Duke (1983) (109-66)	<b>Margin of Victory</b>	1 on five occasions (last : vs. Miami, 2005)
40 vs. Duke (1983) (40-71)	<b>Field Goals Made</b>	16 vs. Duke (1998) (16-47)
91 vs. Duke (1954) (19-91)	<b>Field Goals Attempted</b>	33 vs. North Carolina (1982) (22-33)
66.7 vs. North Carolina (1982) (22-33)	<b>Field Goal Pct.</b>	20.9 vs. Duke (1954) (19-91)
11 vs. North Carolina (1997) (11-32)	<b>3-Point FG Made</b>	1 vs. Georgia Tech (1987) (1-6)
32 vs. North Carolina (1997) (11-32)	<b>3-Point FG Attempted</b>	3 vs. North Carolina (1987) (2-3)
100.0* vs. Georgia Tech (1983) (5-5)	<b>3-Point FG Pct. *</b>	16.7 vs. Georgia Tech (1987) (1-6)
66.7 vs. North Carolina (1987) (2-3)	(all games at current distance)	16.7 vs. Georgia Tech (1987)
58.3 vs. Duke (2003) (7-12)	(min. 10 3FGA)	20.0 vs. Georgia Tech (1990) (5-25)
35 vs. Clemson (1989) (35-47)	<b>Free Throws Made</b>	20.0 vs. Duke (1994) (2-10)
47 vs. North Carolina (1970) (31-47)	<b>Free Throws Attempted</b>	1# vs. North Carolina (1982) (1-1)
47 vs. Clemson (1989) (35-47)	<b>Free Throw Pct. (min. 10 FTA)</b>	1# vs. Wake Forest (1984) (1-3)
89.7 vs. North Carolina (2006) (26-29)	<b>Best Perfect FT game</b>	1# vs. North Carolina (1982) (1-1)
7-7 vs. Wake Forest (1982)	<b>Offensive Rebounds</b>	25.0# vs. Wake Forest (1962) (4-16)
27 vs. Georgia Tech (1992)	<b>Rebounds</b>	5 vs. Wake Forest (1996)
54 vs. North Carolina (1970)	<b>Rebound Margin</b>	14 vs. North Carolina (1982)
+17 vs. Georgia Tech (1995) (44-27)	<b>Personal Fouls</b>	-35 vs. North Carolina (1960) (62-27)
33 vs. N.C. State (1979)	<b>Disqualifications</b>	11 vs. Duke (1973)
5 vs. N.C. State (1979)	<b>Assists</b>	0 many times
21 vs. Clemson (1989)	<b>Turnovers</b>	2 vs. N.C. State (1965)
29 vs. N.C. State (1976)	<b>Blocked Shots</b>	4 vs. Maryland (1972); vs. North Carolina (1997)
8 vs. Maryland (1994)	<b>Steals</b>	0 ten times
16 vs. Georgia Tech (1981)		1 vs. North Carolina (1976), 1 vs. North Carolina (1982), 1 vs. Duke (1998)

HIGHS	OPPONENTS	LOWS
106, N.C. State (1965)	<b>Points</b>	47, Georgia Tech (1981)
37, N.C. State (1965) (106-69)	<b>Margin of Victory</b>	47, North Carolina (1982)
37, Duke (1999) (104-67)	<b>Field Goals Made</b>	1, N.C. State (1970) (67-66)
45, N.C. State (1965) (45-80)	<b>Field Goals Attempted</b>	18, Duke (1988) (18-45)
99, Duke (1954) (41-99)	<b>Field Goals Pct.</b>	36, Maryland (1972) (20-64)
61.9, N.C. State (2000) (25-41)	<b>3-Point FG Made</b>	31.3, Miami (2005) (20-64)
13, N.C. State (2002) (13-18)	<b>3-Point FG Attempted</b>	0, Georgia Tech (1987) (0-3)
13, Ga. Tech (2008) (13-24)	<b>3-Point FG Pct.</b>	3, Georgia Tech (1987) (0-3)
28, Georgia Tech (2001) (9-28)	(min. 10 3FGA)	0.0, Georgia Tech (1987) (0-3)
28, Duke (2005) (10-28)	<b>Free Throws Made</b>	18.2, Clemson (1990) (2-11)
72.2, N.C. State (2002) (13-18)	<b>Free Throws Attempted</b>	18.2, Virginia Tech (2006) (2-11)
72.2, N.C. State (2002) (13-18)	<b>Free Throw Pct. (min. 10 FTA)</b>	4, Clemson (1982) (4-6)
35, North Carolina (1956) (35-44)	<b>Best Perfect FT game</b>	6, Clemson (1982) (4-6)
44, North Carolina (1956) (35-44)	<b>Offensive Rebounds</b>	6, North Carolina (1982) (5-6)
88.9, Maryland (1972) (24-27)	<b>Rebounds</b>	38.9 N.C. State (1976) (7-18)
7-7, Duke (1973)	<b>Rebound Margin</b>	4, Wake Forest (1993)
23, Duke (2005)	<b>Personal Fouls</b>	17, Wake Forest (1982)
65, Duke (1954)	<b>Disqualifications</b>	-17, Georgia Tech (1995) (44-27)
+35, North Carolina (1960) (62-27)	<b>Assists</b>	8, North Carolina (1982)
35, Clemson (1989)	<b>Turnovers</b>	0 many times
4, N.C. State (1976)	<b>Blocked Shots</b>	4, Duke (1967)
22, Georgia Tech (2008)	<b>Steals</b>	4, Wake Forest (1978)
27, Georgia Tech (1987)		3, North Carolina (1982)
13, Georgia Tech (1992)		0, five times
17, Wake Forest (1984)		2, No. Carolina (1976); No. Carolina (1982); North Carolina (1997); N.C. State (2007)

# ACC Tournament record

\* recorded using experimental distance of 17'9" during 1983 season only



# 2008-09 VIRGINIA BASKETBALL

## ACC Tournament Individual Superlatives

Virginia		Opponent
42, Buzzy Wilkinson vs. Duke (1954)	<b>Points</b>	41, Charlie Scott, North Carolina (1970)
19, Gus Gerard vs. Clemson (1974)	<b>Rebounds</b>	19, Jay Buckley, Duke (1963)
13, Buzzy Wilkinson vs. Duke (1954) (13-44)	<b>Field Goals Made</b>	16, David Thompson, N.C. State (1974) (16-26)
13, Junior Burrough vs. Georgia Tech (1995) (13-23)	<b>Field Goals Attempted</b>	30, Charlie Scott, North Carolina (1970) (12-30)
44#&, Buzzy Wilkinson vs. Duke (1954) (13-44)	<b>FG Pct. (min. 10 FGA)</b>	90.0, Frank Christie, Wake Forest (1964) (9-10)
90.9, Anthony Oliver vs. No. Carolina (1990) (10-11)	<b>FG Pct. (min. 10 FGM)</b>	71.4, Randy Denton, Duke (1969) (10-14)
90.9, Anthony Oliver vs. No. Carolina (1990) (10-11)	<b>Best Perfect FG game</b>	71.4, Frank Johnson, Wake Forest (1978) (10-14)
6-6, Otis Fulton vs. North Carolina (1976)	<b>3-Point FG Made</b>	6-6, Dave Chadwick, North Carolina (1971)
6, Curtis Staples vs. Wake Forest (1996) (6-11)	<b>3-Point FG Attempted</b>	8*, Mark Price, Georgia Tech (1983) (8-11)
	<b>3FG Pct. (min. 5 3FGA)</b>	6, Randolph Childress, Wake Forest (1995) (6-15)
14, Curtis Staples vs. North Carolina (1997) (5-14)	<b>Best Perfect 3FG game</b>	6, Anthony Morrow, Georgia Tech (2008) (6-9)
71.4, Court. Alexander vs. No. Carolina (1997) (5-7)	<b>Free Throws Made</b>	15, Randolph Childress, Wake Forest (1995) (6-15)
71.4, J.R. Reynolds vs. Miami (2005) (5-7)	<b>Free Throws Attempted</b>	80.0, Illian Evtimov, N.C. State (2002) (4-5)
4-4*, Othell Wilson vs. Georgia Tech (1983)	<b>FT Pct. (min. 10 FTA)</b>	80.0, Maurice Miller, Georgia Tech (2008) (4-5)
3-3, Chris Williams vs. N.C. State (2002)	<b>Best Perfect FT game</b>	4-4, Archie Miller, N.C. State (2002)
16, Buzzy Wilkinson vs. Duke (1954) (16-22)	<b>Assists</b>	4-4, Daniel Ewing, Duke (2004)
22#, Buzzy Wilkinson vs. Duke (1954) (16-22)	<b>Turnovers</b>	17, Charlie Scott, North Carolina (1970) (17-21)
100.0, Mike Owens vs. No. Carolina (1977) (10-10)	<b>Blocked Shots</b>	21, Charlie Scott, North Carolina (1970) (17-21)
100.0, Sean Singletary vs. No. Carolina (2006) (12-12)	<b>Steals</b>	90.9, Art Heyman, Duke (1961) (10-11)
12-12, Sean Singletary vs. North Carolina (2006)	<b>Offensive Rebounds</b>	
12, John Johnson vs. North Carolina (1987)	<b>Minutes Played</b>	8-8, seven times, last: Randolph Childress, WFU ('95)
11, Chip Case vs. North Carolina (1970)		11, King Rice, North Carolina (1990)
5, Tunji Soroye vs. Duke (2005)		9, Stu Lyon, Georgia Tech (1981)
7&, Othell Wilson vs. Wake Forest (1984)		7, Matt Geiger, Georgia Tech (1992)
10&, Bryant Stith vs. Georgia Tech (1992) (13 tot.)		9^#, Justin Gainey, N.C. State (2000)
50, John Johnson vs. North Carolina (1987)		8, Dale Davis, Clemson (1989) (15 tot.)
		48, Joe Wolf, North Carolina (1987)

\* recorded using experimental distance of 17'9" during 1983 season only # ACC Tournament record & school record ^UVa opponent record

### Virginia's Top-10 Performances

#### Points

1. Buzzy Wilkinson vs. Duke 1954	42
2. Junior Burrough vs. Georgia Tech 1995	36
3. Buzzy Wilkinson vs. Duke 1955	32
Bryant Stith vs. North Carolina 1990	32
J.R. Reynolds vs. Miami 2005	32
6. Wally Walker vs. N.C. State 1975	31
Junior Burrough vs. Wake Forest 1995	31
8. Buzzy Wilkinson vs. Maryland 1955	30
Gus Gerard vs. Clemson 1974	30
10. Jim Connelly vs. Duke 1967	29
Sean Singletary vs. North Carolina 2006	29

#### Rebounds

1. Gus Gerard vs. Clemson 1974	19
2. Ralph Sampson vs. Clemson 1980	18
3. Herb Busch vs. Maryland 1957	17
John Gidding vs. Duke 1969	17
5. Scott McCandlish vs. Wake Forest 1972	16
6. Rich Katstra vs. Wake Forest 1964	15
Mike Wilkes vs. South Carolina 1968	15
Scott McCandlish vs. North Carolina 1970	15
Norman Nolan vs. Duke 1998	15
10. Five with ...	14
Last: Steve Castellan vs. N.C. State 1979	

### Opponents' Top-10 Performances

#### Points

1. Charlie Scott, North Carolina 1970	41
2. David Thompson, N.C. State 1975	38
3. David Thompson, N.C. State 1974	37
4. Lennie Rosenbluth, North Carolina 1956	35
Bob Verga, Duke 1967	35
6. Ronnie Mayer, Duke 1955	34
7. Mark Price, Georgia Tech 1983	33
8. Archie Miller, N.C. State, 2002	32
Daniel Ewing, Duke, 2003	32
10. Skip Harlicka, South Carolina 1968	31

#### Rebounds

1. Jay Buckley, Duke 1963	19
2. Art Heyman, Duke 1963	18
3. Doug Moe, North Carolina 1960	17
4. Len Chappell, Wake Forest 1962	16
5. Carroll Youngkin, Duke 1961	15
Dale Davis, Clemson 1989	15
Rick Fox, North Carolina 1991	15
Tim Duncan, Wake Forest 1996	15
9. Nine with ...	14
Last: Anthony King, Miami 2005	
























# CALVIN BAKER

# #4

Junior • Guard • 6-2 • 186 • Newport News, Va. • Woodside H.S. • William & Mary

### 2008-09 SEASON:

- One of Virginia's tri-captains this season
- Has made his last 18 free throws over the last seven games
- Has scored in double figures in five of the last six games
- Had nine points and an ACC career high six assists vs. Maryland at JPJA
- Scored a Virginia career-high 18 points, had three assists and three steals at Clemson
- Had a game-high 13 points on 6-9 FG vs. Wake Forest
- Had 11 points and three assists vs. Miami
- Had 13 points, five assists and three steals at NC State
- Scored 10 points (6-6 FT) against Virginia Tech at JPJA
- Had eight points, four assists, three steals and two blocks against Boston College
- Had 16 points at Maryland
- Scored 11 points vs. North Carolina at JPJA
- Scored 13 points, including the game-winning layup with 10.3 seconds remaining in overtime, at Georgia Tech
- Had 14 points and a season-high six rebounds vs. Longwood
- Had 14 points and tied a career high with four steals at Syracuse
- Had 15 points and five assists vs. Liberty
- Scored nine points vs. Radford, including five of the team's last seven points in the final 2:35
- Assisted Sylven Landesberg's go-ahead layup with 13 seconds remaining against USF
- Had a career-high seven assists and tied a career high with four steals vs. VMI

### 2008-09 GAME-BY-GAME:

Opponent	GP-GS	FG-FGA	3FG-3FGA	FT-FTA	Off-Def	Total	A	TO	Blk	Stl	PF	Min	Pts
VMI	1-1	2-4	0-1	0-0	1-4	5	7	5	0	4	1	21	4
USF	2-2	1-5	0-1	1-4	1-0	1	2	1	0	0	1	17	3
Radford	3-3	2-7	0-2	5-6	0-0	0	1	2	0	1	1	18	9
Liberty	4-4	5-9	3-6	2-2	0-3	3	5	3	0	1	5	25	15
at Syracuse	5-5	6-10	1-4	1-1	0-3	3	3	4	0	4	5	31	14
at Minnesota	6-6	3-11	0-3	3-4	0-2	2	2	3	0	0	4	33	9
Longwood	7-7	5-11	0-2	4-4	0-6	6	3	4	0	1	0	24	14
Auburn	8-8	2-8	1-3	4-4	0-4	4	4	1	0	1	0	30	9
Hampton	9-9	2-3	1-2	0-0	0-3	3	3	2	0	0	1	22	5
at Georgia Tech	10-10	6-12	1-4	0-0	0-5	5	0	4	0	1	4	34	13
Xavier	11-11	0-6	0-2	0-0	0-1	1	0	1	0	0	1	22	0
Brown	12-11	0-4	0-3	0-0	0-2	2	3	1	1	2	0	18	0
at Va. Tech	13-11	1-1	1-1	0-0	0-1	1	2	1	1	0	1	18	3
N. Carolina	14-11	3-6	1-3	4-4	0-1	1	2	0	0	2	0	15	11
at Maryland	15-11	7-10	2-4	0-0	0-0	0	3	3	0	0	1	22	16
Florida State	16-12	2-8	0-1	2-2	2-2	4	3	1	1	1	1	29	6
at Duke	17-12	1-2	1-2	0-0	1-1	2	1	2	0	0	1	15	3
Boston College	18-12	2-11	0-3	4-6	0-0	0	4	0	2	3	4	28	8
at N. Carolina	19-13	1-5	1-3	0-0	0-3	3	2	2	0	1	2	12	3
at Florida State	20-14	3-7	2-2	0-0	1-1	2	1	2	0	1	3	22	8
Clemson	21-15	1-6	0-2	2-2	0-3	3	1	5	0	0	2	34	4
Virginia Tech	22-16	2-7	0-2	6-6	0-2	2	2	2	0	1	3	28	10
at NC State	23-17	4-10	1-3	4-4	0-2	2	5	3	0	3	2	27	13
Miami	24-18	4-7	1-1	2-2	0-0	0	3	5	0	1	1	34	11
Wake Forest	25-19	6-9	1-3	0-0	0-1	1	1	5	0	1	2	26	13
at Clemson	26-20	7-14	2-3	2-2	0-1	1	3	4	0	3	4	35	18
Maryland	27-21	3-7	1-2	2-2	1-3	4	6	4	0	0	2	32	9

### SINGLE GAME BESTS (at Virginia)

#### POINTS

Season: 18 at Clemson (3/3/09)  
 Career: 18 at Clemson (3/3/09)  
 ACC: 18 at Clemson (3/3/09)

#### REBOUNDS

Season: 6 vs. Longwood (12/17/08)  
 Career: 8 vs. Howard (11/14/07)  
 ACC: 7 at Georgia Tech (3/3/08)

#### FG MADE

Season: 7 at Md. (1/20/09), at Clem. (3/3/09)  
 Career: 7 on three occasions  
 ACC: 7 on three occasions

#### FG ATTEMPTS

Season: 14 at Clemson (3/3/09)  
 Career: 15 vs. Duke (3/5/08)  
 ACC: 15 vs. Duke (3/5/08)

#### 3 PT FG MADE

Season: 3 vs. Liberty (11/25/08)  
 Career: 4 vs. Northwestern (11/27/07)  
 ACC: 3 on three occasions

#### 3 PT FG ATTEMPTS

Season: 6 vs. Liberty (11/25/08)  
 Career: 7 vs. Syracuse (12/5/07), vs. Ga Tech (1/27/08)  
 ACC: 7 vs. Georgia Tech (1/27/08)

#### FT MADE

Season: 6 vs. Virginia Tech (2/18/09)  
 Career: 6 vs. Virginia Tech (2/18/09)  
 ACC: 6 vs. Virginia Tech (2/18/09)

#### FT ATTEMPTS

Season: 6 on three occasions  
 Career: 6 on four occasions  
 ACC: 6 on three occasions

#### ASSISTS

Season: 7 vs. VMI (11/16/08)  
 Career: 7 vs. VMI (11/16/08)  
 ACC: 6 vs. Maryland (3/7/09)

#### TURNOVERS

Season: 5 on four occasions  
 Career: 5 on five occasions  
 ACC: 5 on four occasions

#### BLOCKS

Season: 2 vs. Boston College (2/4/09)  
 Career: 2 vs. UNC (2/12/08), vs. BC (2/4/09)  
 ACC: 2 vs. UNC (2/12/08), vs. BC (2/4/09)

#### STEALS

Season: 4 vs. VMI (11/16/08), at Syracuse (11/28/08)  
 Career: 4 on three occasions  
 ACC: 4 at Georgia Tech (3/3/08)

#### MINUTES

Season: 35 at Clemson (3/3/09)  
 Career: 35 at Clemson (3/3/09)  
 ACC: 35 at Clemson (3/3/09)

### CAREER STATISTICS (at Virginia)

Year	G-GS	Min-Avg.	FG-FGA	Pct.	3FG-3FGA	Pct.	FT-FTA	Pct.	Off-Def.	Reb-Avg.	PF-DQ	Ast	TO	Blk	Stl	Pts-Avg
2006-07	Did not play after transferring															
ACC																
2007-08	33-8	835-25.3	103-247	.417	41-110	.373	37-55	.673	19-67	86-2.6	62-0	79	57	5	29	284-8.6
ACC	16-8	448-28.0	55-133	.414	20-53	.377	24-32	.750	9-37	46-2.9	30-0	34	29	4	19	154-9.6
2008-09	27-21	672-24.9	81-200	.405	21-68	.309	48-55	.873	7-54	61-2.3	52-2	72	70	5	32	231-8.6
ACC	16-11	411-25.7	53-122	.434	15-39	.385	28-30	.933	5-26	31-1.9	33-0	39	43	4	18	149-9.3
<b>CAREER</b>	<b>60-29</b>	<b>1507-25.1</b>	<b>184-447</b>	<b>.412</b>	<b>62-178</b>	<b>.348</b>	<b>85-110</b>	<b>.773</b>	<b>26-121</b>	<b>147-2.5</b>	<b>114-2</b>	<b>151</b>	<b>127</b>	<b>10</b>	<b>61</b>	<b>515-8.6</b>
ACC	32-19	859-26.8	108-255	.424	35-92	.380	52-62	.839	14-63	77-2.4	63-0	73	72	8	37	303-9.5



# JOHN BRANDENBURG #25

Freshman • Center • 6-11 • 241 • Des Peres, Mo. • De Smet Jesuit H.S.

### 2008-09 SEASON:

- Had two points, one rebound and one block at Clemson in a season-high eight minutes
- Had a block and two steals at North Carolina
- Had two points and one rebound vs. Brown
- Had two points and two rebounds vs. Hampton
- Had two points and one rebound vs. Longwood
- Made collegiate debut vs. Radford and had one rebound and one block
- Had two points and four rebounds in six minutes of action in the exhibition vs. Shepherd

### SINGLE GAME BESTS

#### POINTS

Season: 2 on four occasions  
 Career: 2 on four occasions  
 ACC: 2 at Clemson (3/3/09)

#### REBOUNDS

Season: 2 vs. Hampton (12/23/08)  
 Career: 2 vs. Hampton (12/23/08)  
 ACC: 1 at Clemson (3/3/09)

#### FG MADE

Season: 1 on three occasions  
 Career: 1 on three occasions  
 ACC: --

#### FG ATTEMPTS

Season: 2 vs. Hampton (12/23/08), vs. Brown (1/6/09)  
 Career: 2 vs. Hampton (12/23/08), vs. Brown (1/6/09)  
 ACC: --

#### 3 PT FG MADE

Season: --  
 Career: --  
 ACC: --

#### 3 PT FG ATTEMPTS

Season: --  
 Career: --  
 ACC: --

#### FT MADE

Season: 2 at Clemson (3/3/09)  
 Career: 2 at Clemson (3/3/09)  
 ACC: 2 at Clemson (3/3/09)

#### FT ATTEMPTS

Season: 2 at Clemson (3/3/09)  
 Career: 2 at Clemson (3/3/09)  
 ACC: 2 at Clemson (3/3/09)

#### ASSISTS

Season: --  
 Career: --  
 ACC: --

#### TURNOVERS

Season: 1 at North Carolina (2/7/09)  
 Career: 1 at North Carolina (2/7/09)  
 ACC: 1 at North Carolina (2/7/09)

#### BLOCKS

Season: 1 on three occasions  
 Career: 1 on three occasions  
 ACC: 1 at UNC (2/7/09), at Clemson (3/3/09)

#### STEALS

Season: 2 at North Carolina (2/7/09)  
 Career: 2 at North Carolina (2/7/09)  
 ACC: 2 at North Carolina (2/7/09)

#### MINUTES


Season: 8 at Clemson (3/3/09)  
 Career: 8 at Clemson (3/3/09)  
 ACC: 8 at Clemson (3/3/09)

### 2008-09 GAME-BY-GAME:

Opponent	GP-GS	FG-FGA	3FG-3FGA	FT-FTA	Off-Def	Total	A	TO	Blk	Stl	PF	Min	Pts
VMI	DNP												
USF	DNP												
Radford	1-0	0-0	0-0	0-0	0-1	1	0	0	1	0	3	5	0
Liberty	DNP												
at Syracuse	DNP												
at Minnesota	DNP												
Longwood	2-0	1-1	0-0	0-0	0-1	1	0	0	0	0	0	3	2
Auburn	DNP												
Hampton	3-0	1-2	0-0	0-0	1-1	2	0	0	0	0	0	2	2
at Georgia Tech	DNP												
Xavier	DNP												
Brown	4-0	1-2	0-0	0-0	0-1	1	0	0	0	0	0	4	2
at Va. Tech	DNP												
N. Carolina	5-0	0-0	0-0	0-0	0-0	0	0	0	0	0	0	1	0
at Maryland	6-0	0-0	0-0	0-0	0-0	0	0	0	0	0	0	1	0
Florida State	DNP												
at Duke	DNP												
Boston College	DNP												
at N. Carolina	7-0	0-0	0-0	0-0	0-0	0	0	1	1	2	0	2	0
at Florida State	DNP												
Clemson	DNP												
Virginia Tech	DNP												
at NC State	DNP												
Miami	DNP												
Wake Forest	DNP												
at Clemson	8-0	0-0	0-0	2-2	0-1	1	0	0	1	0	2	8	2
Maryland	DNP												

### CAREER STATISTICS

Year	G-GS	Min-Avg.	FG-FGA	Pct.	3FG-3FGA	Pct.	FT-FTA	Pct.	Off-Def.	Reb-Avg.	PF-DQ	Ast	TO	Blk	Stl	Pts-Avg
2008-09	8-0	26-3.3	3-5	.600	0-0	.000	2-2	1.000	1-5	6-0.8	5-0	0	1	3	2	8-1.0
ACC	4-0	12-3.0	0-0	.000	0-0	.000	2-2	1.000	0-1	1-0.3	2-0	0	1	2	2	2-0.5
<b>CAREER</b>	<b>8-0</b>	<b>26-3.3</b>	<b>3-5</b>	<b>.600</b>	<b>0-0</b>	<b>.000</b>	<b>2-2</b>	<b>1.000</b>	<b>1-5</b>	<b>6-0.8</b>	<b>5-0</b>	<b>0</b>	<b>1</b>	<b>3</b>	<b>2</b>	<b>8-1.0</b>
ACC	4-0	12-3.0	0-0	.000	0-0	.000	2-2	1.000	0-1	1-0.3	2-0	0	1	2	2	2-0.5



# MAMADI DIANE

# #24

Senior • Guard/Forward • 6-5 • 204 • Potomac, Md. • DeMatha Catholic H.S.

## 2008-09 SEASON:

- One of Virginia's tri-captains this season
- Enters the ACC Tournament with 998 career points, two shy of becoming the 42nd player in Virginia history to score 1,000 points
- Had a season-high 23 points vs. Maryland on his senior day, including the game-winning 3-pointer with 38 seconds remaining
- Had 12 points vs. Wake Forest
- Scored 11 points (5-6 FG) at NC State
- Had nine points (4-5 FG) at Maryland
- Scored seven points vs. Brown
- Had seven points vs. Xavier
- Played in the 100th game of his Virginia career at Syracuse
- Scored 13 points vs. USF
- Had 14 points and seven rebounds vs. VMI
- Scored 14 points in the exhibition vs. Shepherd

## SINGLE GAME BESTS

### POINTS

Season: 23 vs. Maryland (3/7/09)  
 Career: 26 vs. Maryland (1/16/07)  
 ACC: 26 vs. Maryland (1/16/07)

### REBOUNDS

Season: 7 vs. VMI (11/16/08)  
 Career: 11 vs. Hampton (12/16/06)  
 ACC: 10 vs. Wake Forest (2/4/06)

### FG MADE

Season: 7 vs. Maryland (3/7/09)  
 Career: 9 vs. Maryland (1/16/07)  
 ACC: 9 vs. Maryland (1/16/07)

### FG ATTEMPTS

Season: 15 vs. VMI (11/16/08)  
 Career: 17 vs. Georgia Tech (1/27/08)  
 ACC: 17 vs. Georgia Tech (1/27/08)

### 3 PT FG MADE

Season: 3 vs. Maryland (3/7/09)  
 Career: 6 vs. Northwestern (11/27/07)  
 ACC: 5 at Florida State (1/23/08)

### 3 PT FG ATTEMPTS

Season: 5 vs. Wake Forest (2/28/09)  
 Career: 10 vs. Boston College (1/19/08)  
 ACC: 10 vs. Boston College (1/19/08)

### FT MADE

Season: 6 vs. Maryland (3/7/09)  
 Career: 7 vs. Loyola (12/23/05), vs. UMES (11/26/06)  
 ACC: 6 vs. Md. (1/16/07), vs. Md. (3/7/09)

### FT ATTEMPTS

Season: 7 vs. Maryland (3/7/09)  
 Career: 8 vs. Loyola (12/23/05)  
 ACC: 7 on three occasions

### ASSISTS

Season: 2 vs. Lib. (11/25/08), at Md (1/20/09)  
 Career: 4 vs. Loyola (12/23/05), at Md (1/30/08)  
 ACC: 4 at Maryland (1/30/08)

### TURNOVERS

Season: 3 at Duke (2/1/09)  
 Career: 5 vs. Morgan St. (11/19/06), at GT (3/3/08)  
 ACC: 5 at Georgia Tech (3/3/08)

### BLOCKS

Season: 2 at Duke (2/1/09)  
 Career: 3 vs. Liberty (11/18/05), at Arizona (11/17/07)  
 ACC: 2 on 5 occasions

### STEALS

Season: 2 on three occasions  
 Career: 4 vs. Maryland (1/16/07)  
 ACC: 4 vs. Maryland (1/16/07)

### MINUTES

Season: 34 vs. Maryland (3/7/09)  
 Career: 42 vs. Georgia Tech (1/27/08)  
 ACC: 42 vs. Georgia Tech (1/27/08)

## 2008-09 GAME-BY-GAME:

Opponent	GP-GS	FG-FGA	3FG-3FGA	FT-FTA	Off-Def	Total	A	TO	Blk	Stl	PF	Min	Pts
VMI	1-1	6-15	0-4	2-3	5-2	7	1	0	1	1	3	27	14
USF	2-2	6-14	0-4	1-2	1-2	3	1	2	0	0	3	30	13
Radford	3-3	1-9	0-2	1-2	3-2	5	1	0	0	0	24	3	3
Liberty	4-4	0-6	0-3	0-0	0-2	2	2	1	1	0	3	27	0
at Syracuse	5-4	0-3	0-1	0-1	1-1	2	0	1	0	1	2	16	0
at Minnesota	6-4	2-4	0-0	0-0	0-1	1	1	2	1	0	1	15	4
Longwood	7-4	1-7	0-3	1-2	0-1	1	0	0	1	0	0	19	3
Auburn	8-4	0-0	0-0	0-0	0-0	0	0	1	0	2	2	20	0
Hampton	9-4	1-4	0-2	2-2	2-1	3	0	1	0	0	0	11	4
at Georgia Tech	10-4	0-3	0-2	0-0	0-1	1	1	1	0	0	1	6	0
Xavier	11-4	3-4	1-1	0-0	1-1	2	0	1	0	1	3	10	7
Brown	12-5	3-8	1-3	0-0	1-0	1	1	2	0	1	1	19	7
at Va. Tech	13-6	2-5	0-2	0-0	0-2	2	0	1	1	1	1	25	4
N. Carolina	14-7	2-10	0-2	0-0	3-2	5	0	0	0	0	2	11	4
at Maryland	15-8	4-5	0-1	1-2	1-0	1	2	2	1	1	3	17	9
Florida State	16-8	1-2	0-1	1-2	0-1	1	1	1	0	2	0	18	3
at Duke	17-9	0-1	0-0	0-0	0-2	2	0	3	2	0	2	14	0
Boston College	18-10	0-1	0-0	0-0	0-0	0	0	1	0	0	1	4	0
at N. Carolina	DNP												
at Florida State	DNP												
Clemson	DNP												
Virginia Tech	DNP												
at NC State	19-10	5-6	1-1	0-0	0-1	1	0	0	0	0	2	15	11
Miami	20-10	0-1	0-1	0-0	0-1	1	1	1	0	0	0	3	0
Wake Forest	21-10	4-10	2-5	2-2	0-2	2	1	0	0	2	1	17	12
at Clemson	22-10	0-2	0-1	0-0	0-0	0	0	1	0	0	1	3	0
Maryland	23-11	7-12	3-4	6-7	1-1	2	1	2	1	0	0	34	23

## CAREER STATISTICS

Year	G-GS	Min-Avg.	FG-FGA	Pct.	3FG-3FGA	Pct.	FT-FTA	Pct.	Off-Def.	Reb-Avg.	PF-DQ	Ast	TO	Blk	Stl	Pts-Avg
2005-06	30-11	668-22.3	65-193	.337	16-66	.242	35-43	.814	33-79	112-3.7	42-0	32	36	11	22	181-6.0
ACC	16-1	321-20.1	31-94	.330	7-36	.194	12-15	.800	20-39	59-3.7	22-0	17	17	3	10	81-5.1
2006-07	32-32	883-27.6	111-251	.442	42-120	.350	43-57	.754	34-78	112-3.5	61-3	38	42	13	26	307-9.6
ACC	16-16	446-27.9	49-132	.371	18-64	.281	18-27	.667	17-37	54-3.4	32-2	18	21	8	15	134-8.4
2007-08	33-22	950-28.8	131-303	.432	60-145	.414	67-99	.677	55-91	146-4.4	72-0	37	59	22	20	389-11.8
ACC	16-8	482-30.1	60-160	.375	24-70	.343	40-60	.667	35-41	76-4.8	36-0	15	28	7	8	184-11.5
2008-09	23-11	385-16.7	48-132	.364	8-43	.186	17-25	.680	19-26	45-2.0	32-0	14	24	9	12	121-5.3
ACC	12-6	167-13.9	25-58	.431	6-20	.300	10-13	.769	5-13	18-1.5	14-0	7	13	5	6	66-5.5
<b>CAREER</b>	<b>118-76</b>	<b>2886-24.5</b>	<b>355-879</b>	<b>.404</b>	<b>126-374</b>	<b>.337</b>	<b>162-224</b>	<b>.723</b>	<b>141-274</b>	<b>415-3.5</b>	<b>207-3</b>	<b>121</b>	<b>161</b>	<b>55</b>	<b>80</b>	<b>998-8.5</b>
ACC	60-31	1416-23.6	165-444	.372	55-190	.289	80-115	.696	77-130	207-3.5	104-2	57	79	23	39	465-7.8





# MUSTAPHA FARRAKHAN

# #2

Sophomore • Guard • 6-4 • 179 • Harvey, Ill. • Thornton Township H.S.

## 2008-09 SEASON:

- Made first 18 free throws of the season, second longest streak to open a season in school history (Jeff Lamp made 32 consecutive free throws to open the 1980-81 season)
- Scored four points vs. Maryland at JPJA
- Had 10 points, a career-high four assists and his first two career blocks vs. North Carolina
- Scored a career-high 17 points on 5-7 FG (4-5 3FG) in 12 minutes at Virginia Tech
- Scored nine points vs. Brown
- Had five points vs. Xavier
- Scored 12 points at Georgia Tech
- Scored 10 points vs. Hampton
- Had five points vs. Longwood
- Had four points, two assists and two steals at Minnesota
- Had two points at Syracuse
- Scored five points vs. Liberty
- Made first career start vs. VMI and had two points
- Had nine points and five assists in the exhibition vs. Shepherd

## SINGLE GAME BESTS

### POINTS

Season: 17 at Virginia Tech (1/10/09)  
 Career: 17 at Virginia Tech (1/10/09)  
 ACC: 17 at Virginia Tech (1/10/09)

### REBOUNDS

Season: 2 at Minnesota (12/2/08)  
 Career: 4 at Maryland (1/30/08)  
 ACC: 4 at Maryland (1/30/08)

### FG MADE

Season: 5 at Virginia Tech (1/10/09)  
 Career: 5 at Virginia Tech (1/10/09)  
 ACC: 5 at Virginia Tech (1/10/09)

### FG ATTEMPTS

Season: 15 vs. North Carolina (1/15/09)  
 Career: 15 vs. North Carolina (1/15/09)  
 ACC: 15 vs. North Carolina (1/15/09)

### 3 PT FG MADE

Season: 4 at Virginia Tech (1/10/09)  
 Career: 4 at Virginia Tech (1/10/09)  
 ACC: 4 at Virginia Tech (1/10/09)

### 3 PT FG ATTEMPTS

Season: 7 vs. North Carolina (1/15/09)  
 Career: 7 vs. North Carolina (1/15/09)  
 ACC: 7 vs. North Carolina (1/15/09)

### FT MADE

Season: 4 at Georgia Tech (12/28/08)  
 Career: 4 at Georgia Tech (12/28/08)  
 ACC: 4 at Georgia Tech (12/28/08)

### FT ATTEMPTS

Season: 4 at Georgia Tech (12/28/08)  
 Career: 4 at Georgia Tech (12/28/08)  
 ACC: 4 at Georgia Tech (12/28/08)

### ASSISTS

Season: 4 vs. North Carolina (1/15/09)  
 Career: 4 vs. North Carolina (1/15/09)  
 ACC: 4 vs. North Carolina (1/15/09)

### TURNOVERS

Season: 2 on five occasions  
 Career: 3 at Penn (11/23/07)  
 ACC: 2 on three occasions

### BLOCKS

Season: 2 vs. North Carolina (1/15/09)  
 Career: 2 vs. North Carolina (1/15/09)  
 ACC: 2 vs. North Carolina (1/15/09)

### STEALS

Season: 2 at Minnesota (12/2/08)  
 Career: 2 at Minnesota (12/2/08)  
 ACC: 1 vs. UNC (1/15/09), vs. Md. (3/7/09)

### MINUTES


Season: 27 vs. North Carolina (1/15/09)  
 Career: 27 vs. North Carolina (1/15/09)  
 ACC: 27 vs. North Carolina (1/15/09)

## 2008-09 GAME-BY-GAME:

Opponent	GP-GS	FG-FGA	3FG-3FGA	FT-FTA	Off-Def	Total	A	TO	Blk	Stl	PF	Min	Pts
VMI	1-1	1-5	0-1	0-0	0-0	0	0	2	0	0	0	11	2
USF	2-2	0-0	0-0	0-0	0-0	0	0	0	0	0	1	5	0
Radford	3-2	0-2	0-0	0-0	0-1	1	0	1	0	0	0	4	0
Liberty	4-2	1-3	1-3	2-2	0-0	0	1	2	0	0	3	8	5
at Syracuse	5-2	1-3	0-0	0-0	0-0	0	0	0	0	0	1	3	2
at Minnesota	6-2	1-4	0-2	2-2	1-1	2	2	1	0	2	3	12	4
Longwood	7-2	2-2	1-1	0-0	0-0	0	0	0	0	0	0	4	5
Auburn	DNP												
Hampton	8-2	3-5	2-3	2-2	1-0	1	2	0	0	0	1	14	10
at Georgia Tech	9-2	3-5	2-3	4-4	1-0	1	1	0	0	0	4	16	12
Xavier	10-2	1-5	1-3	2-2	0-1	1	0	2	0	0	1	14	5
Brown	11-2	4-7	0-0	1-1	0-1	1	1	0	0	0	1	15	9
at Va. Tech	12-2	5-7	4-5	3-3	0-0	0	0	1	0	0	5	12	17
N. Carolina	13-2	4-15	2-7	0-0	0-1	1	4	1	2	1	1	27	10
at Maryland	14-2	1-7	0-4	0-0	0-1	1	1	1	0	0	2	23	2
Florida State	15-2	0-5	0-2	0-0	0-1	1	0	1	0	0	0	14	0
at Duke	16-2	0-3	0-1	2-2	1-0	1	1	2	0	0	0	8	2
Boston College	17-2	0-2	0-1	0-0	0-0	0	0	1	0	0	2	4	0
at N. Carolina	DNP												
at Florida State	18-2	0-1	0-1	0-0	0-1	1	0	2	0	0	1	3	0
Clemson	DNP												
Virginia Tech	DNP												
at NC State	19-2	0-0	0-0	0-0	0-0	0	0	0	0	0	0	2	0
Miami	20-2	1-5	0-2	0-0	0-1	1	0	0	0	0	0	7	2
Wake Forest	DNP												
at Clemson	21-2	1-2	0-0	0-0	0-1	1	0	0	0	0	1	8	2
Maryland	22-2	2-2	0-0	0-0	0-0	0	1	0	0	1	0	11	4

## CAREER STATISTICS

Year	G-GS	Min-Avg.	FG-FGA	Pct.	3FG-3FGA	Pct.	FT-FTA	Pct.	Off-Def.	Reb-Avg.	PF-DQ	Ast	TO	Blk	Stl	Pts-Avg
2007-08	19-0	115-6.1	7-38	.184	2-16	.125	1-5	.200	4-11	15-0.8	9-0	5	12	0	2	17-0.9
ACC	6-0	43-7.2	1-13	.077	1-7	.143	1-3	.333	2-4	6-1.0	3-0	1	3	0	0	4-0.7
2008-09	22-2	225-10.2	31-90	.344	13-39	.333	18-18	1.000	4-10	14-0.6	27-1	14	17	2	4	93-4.2
ACC	12-0	135-11.3	17-54	.315	8-26	.308	9-9	1.000	2-6	8-0.7	16-1	8	9	2	2	51-4.3
<b>CAREER</b>	<b>41-2</b>	<b>340-8.3</b>	<b>38-128</b>	<b>.297</b>	<b>15-55</b>	<b>.273</b>	<b>19-23</b>	<b>.826</b>	<b>8-21</b>	<b>29-0.7</b>	<b>36-1</b>	<b>19</b>	<b>29</b>	<b>2</b>	<b>6</b>	<b>110-2.7</b>
ACC	18-0	178-9.9	18-67	.269	9-33	.273	10-12	.833	4-10	14-0.8	19-1	9	12	2	2	55-3.1



# JEFF JONES

# #23

Sophomore • Guard • 6-4 • 200 • Chester, Pa. • Monsignor Bonner H.S.

## 2008-09 SEASON:

- Started the last nine games and scored in double figures in five of the past 10 games
- Averaging 10.1 points and 26.3 minutes played a game in the last 10 games
- Scored 11 points at Clemson
- Scored a game-high 16 points and had four rebounds vs. Miami
- Had nine points at NC State
- Scored eight points vs. Virginia Tech at JPJA
- Had 12 points and three assists vs. Clemson at JPJA
- Scored eight points and had four rebounds at Florida State
- Scored a season-high and ACC career-high 19 points while totaling a career-high five assists at North Carolina in first start of the season
- Had 10 points vs. Boston College
- Scored eight points vs. Florida State at JPJA
- Had six points and four rebounds vs. North Carolina at JPJA
- Scored five points vs. Auburn
- Had seven points and three rebounds vs. Longwood
- Scored 10 points vs. Liberty
- Had eight points and three rebounds vs. VMI
- Had 18 points and five rebounds in the exhibition vs. Shepherd

## 2008-09 GAME-BY-GAME:

Opponent	GP-GS	FG-FGA	3FG-3FGA	FT-FTA	Off-Def	Total	A	TO	Blk	Stl	PF	Min	Pts
VMI	1-0	3-8	2-5	0-0	0-3	3	2	1	1	1	0	27	8
USF	2-0	1-8	1-5	0-0	0-0	0	1	0	0	0	2	15	3
Radford	3-0	1-3	0-1	4-4	0-2	2	0	1	0	0	2	13	6
Liberty	4-0	4-12	2-8	0-0	0-1	1	3	0	0	2	3	29	10
at Syracuse	5-0	1-5	1-3	0-0	0-2	2	1	0	0	0	0	13	3
at Minnesota	DNP												
Longwood	6-0	3-4	1-1	0-0	2-1	3	0	1	0	0	1	21	7
Auburn	7-0	2-7	1-3	0-0	0-1	1	1	0	0	1	0	20	5
Hampton	8-0	1-9	0-6	0-0	0-1	1	1	1	0	0	0	14	2
at Georgia Tech	9-0	0-0	0-0	0-0	0-0	0	0	0	0	0	0	2	0
Xavier	10-0	0-2	0-1	1-2	0-0	0	0	1	0	0	1	11	1
Brown	11-0	1-1	1-1	0-0	0-3	3	0	0	0	0	1	9	3
at Va. Tech	DNP												
N. Carolina	12-0	3-5	0-2	0-0	0-4	4	0	0	0	0	0	11	6
at Maryland	13-0	0-0	0-0	0-0	0-0	0	0	0	0	0	0	0+	0
Florida State	14-0	3-7	2-4	0-0	0-1	1	0	0	0	0	0	14	8
at Duke	15-0	1-7	1-5	0-0	0-5	5	2	2	0	0	2	21	3
Boston College	16-0	2-11	1-4	5-6	1-4	5	0	0	0	3	3	28	10
at N. Carolina	17-1	7-12	3-5	2-2	0-4	4	5	1	1	1	2	37	19
at Florida State	18-2	3-11	1-7	1-1	2-2	4	1	1	0	0	4	31	8
Clemson	19-3	3-10	2-6	4-6	0-1	1	3	4	0	0	2	26	12
Virginia Tech	20-4	3-6	2-5	0-0	1-0	1	1	0	0	0	2	26	8
at NC State	21-5	4-9	1-3	0-0	0-0	0	0	0	0	2	1	24	9
Miami	22-6	6-12	1-4	3-3	0-4	4	0	0	1	2	1	30	16
Wake Forest	23-7	3-10	2-6	0-0	1-2	3	2	1	0	1	2	28	8
at Clemson	24-8	4-9	1-3	2-2	0-0	0	0	1	0	0	1	26	11
Maryland	25-9	0-3	0-3	0-0	0-0	0	0	0	0	0	0	7	0

## SINGLE GAME BESTS

### POINTS

Season: 19 at North Carolina (2/7/09)  
 Career: 26 vs. Bradley (3/26/08)  
 ACC: 19 at North Carolina (2/7/09)

### REBOUNDS

Season: 5 at Duke (2/1/09), vs. BC (2/4/09)  
 Career: 6 vs. Vermont (11/11/07)  
 ACC: 5 at Duke (2/1/09), vs. BC (2/4/09)

### FG MADE

Season: 7 at North Carolina (2/7/09)  
 Career: 9 vs. Bradley (3/26/08)  
 ACC: 7 at North Carolina (2/7/09)

### FG ATTEMPTS

Season: 12 on three occasions  
 Career: 14 vs. Bradley (3/26/08)  
 ACC: 12 at UNC (2/7/09), vs. Miami (2/26/09)

### 3 PT FG MADE

Season: 3 at North Carolina (2/7/09)  
 Career: 6 vs. Bradley (3/26/08)  
 ACC: 3 at North Carolina (2/7/09)

### 3 PT FG ATTEMPTS

Season: 8 vs. Liberty (11/25/08)  
 Career: 8 vs. Bradley (3/26/08), vs. Liberty (11/25/08)  
 ACC: 7 at Florida State (2/10/09)

### FT MADE

Season: 5 vs. Boston College (2/4/09)  
 Career: 5 vs. Boston College (2/4/09)  
 ACC: 5 vs. Boston College (2/4/09)

### FT ATTEMPTS

Season: 6 vs. BC (2/4/09), vs. Clemson (2/15/09)  
 Career: 6 vs. BC (2/4/09), vs. Clemson (2/15/09)  
 ACC: 6 vs. BC (2/4/09), vs. Clemson (2/15/09)

### ASSISTS

Season: 5 at North Carolina (2/7/09)  
 Career: 5 at North Carolina (2/7/09)  
 ACC: 5 at North Carolina (2/7/09)

### TURNOVERS

Season: 4 vs. Clemson (2/15/09)  
 Career: 4 vs. Longwood (12/7/07), vs. Clem. (2/15/09)  
 ACC: 4 vs. Clemson (2/15/09)

### BLOCKS

Season: 1 on three occasions  
 Career: 1 on seven occasions  
 ACC: 1 on three occasions

### STEALS


Season: 3 vs. Boston College (2/4/09)  
 Career: 3 vs. Howard (11/14/07), vs. BC (2/4/09)  
 ACC: 3 vs. Boston College (2/4/09)

### MINUTES

Season: 37 at North Carolina (2/7/09)  
 Career: 37 at North Carolina (2/7/09)  
 ACC: 37 at North Carolina (2/7/09)

## CAREER STATISTICS

Year	G-GS	Min-Avg.	FG-FGA	Pct.	3FG-3FGA	Pct.	FT-FTA	Pct.	Off-Def.	Reb-Avg.	PF-DQ	Ast	TO	Blk	Stl	Pts-Avg
2007-08	33-25	494-15.0	55-151	.364	16-51	.314	33-47	.702	15-45	60-1.8	46-0	17	41	4	10	159-4.8
ACC	16-8	193-12.1	12-51	.235	2-14	.143	10-14	.714	6-14	20-1.3	20-0	8	16	1	5	36-2.3
2008-09	25-9	483-19.3	59-171	.345	26-91	.286	22-26	.846	7-41	48-1.9	30-0	23	15	3	13	166-6.6
ACC	15-9	311-20.7	42-112	.375	17-57	.298	17-20	.850	5-27	32-2.1	20-0	14	10	2	9	118-7.9
<b>CAREER</b>	<b>58-34</b>	<b>977-16.8</b>	<b>114-322</b>	<b>.354</b>	<b>42-142</b>	<b>.296</b>	<b>55-73</b>	<b>.753</b>	<b>22-86</b>	<b>108-1.9</b>	<b>76-0</b>	<b>40</b>	<b>56</b>	<b>7</b>	<b>23</b>	<b>325-5.6</b>
ACC	31-17	504-16.3	54-163	.331	19-71	.268	27-34	.794	11-41	52-1.7	40-0	22	26	3	14	154-5.0



# SYLVAN LANDESBERG

# #15

Freshman • Guard • 6-6 • 205 • Flushing, N.Y. • Holy Cross H.S.

## 2008-09 SEASON:

- 2009 ACC Rookie of the Year
- 2nd Team CollegeHoops.net Mid-Season All-Freshman
- Finished second in the Preseason ACC Rookie of the Year voting
- Six-time ACC Rookie of the Week (Nov. 17, Nov. 24, Dec. 22, Dec. 30, Jan. 12 and Feb. 16)
- Has led the team in scoring in 16 of 27 games
- Has scored in double figures in 22 of 27 games this season
- His 12 20-point games are a UVa freshman record (Ralph Sampson had nine in 1979-80)
- Had a game-high 23 points in the upset of #12 Clemson, including the game-tying layup with 13.4 left in regulation and six points in overtime, and played all 45 minutes
- Scored 32 points vs. Boston College, the first 30-point game by a UVa freshman since 1998-99
- Had 24 points and tied an ACC freshman record for FTs (14-14) vs. Florida State at JPJA
- Had a game-high 25 points, seven rebounds and four assists vs. Xavier
- Had a game-high 26 points, six rebounds and five assists at Georgia Tech in his ACC debut
- Had a game-high 22 points and six rebounds vs. Auburn
- Had 22 points, including 18 in second half, vs. Radford and made two free throws to put Virginia ahead for good with 29 seconds to play
- Scored 21 points, including the game-winning layup with 13 seconds left, vs. USF
- Had 28 points, eight rebounds and eight assists vs. VMI in his collegiate debut
- His 28 points vs. VMI are a Cavalier record for a freshman in his first career game and tied for second most in ACC history

## 2008-09 GAME-BY-GAME:

Opponent	GP-GS	FG-FGA	3FG-3FGA	FT-FTA	Off-Def	Total	A	TO	Blk	Stl	PF	Min	Pts
VMI	1-1	10-17	0-2	8-11	6-2	8	8	3	0	3	2	36	28
USF	2-1	8-15	1-2	4-6	1-3	4	0	1	0	3	1	31	21
Radford	3-2	9-15	1-2	3-4	1-3	4	0	4	0	1	3	34	22
Liberty	4-3	5-10	1-2	6-8	2-7	9	2	1	0	0	2	35	17
at Syracuse	5-4	5-11	0-1	6-8	0-3	3	3	0	0	2	5	28	16
at Minnesota	6-5	1-11	0-2	8-10	1-5	6	2	0	0	0	1	33	10
Longwood	7-6	6-10	0-0	8-8	6-3	9	1	6	0	0	1	28	20
Auburn	8-7	5-8	2-2	10-14	0-6	6	1	5	1	0	2	38	22
Hampton	9-8	3-7	0-1	3-3	1-2	3	3	1	0	0	1	28	9
at Georgia Tech	10-9	9-18	0-2	8-9	0-6	6	5	1	0	0	2	41	26
Xavier	11-10	7-15	1-2	10-11	0-7	7	4	2	1	1	2	35	25
Brown	12-11	0-6	0-2	4-4	1-4	5	0	1	0	1	0	24	4
at Va. Tech	13-12	7-11	0-0	6-6	1-7	8	5	6	0	1	1	38	20
N. Carolina	14-13	1-9	0-2	0-0	1-3	4	1	1	0	0	1	27	2
at Maryland	15-14	2-10	0-2	3-4	4-7	11	3	3	0	0	1	34	7
Florida State	16-15	5-11	0-2	14-14	3-3	6	2	6	0	0	1	31	24
at Duke	17-16	8-10	1-1	3-3	0-2	2	1	5	0	1	2	29	20
Boston College	18-17	13-23	0-2	6-6	4-2	6	3	3	1	3	4	40	32
at N. Carolina	19-18	6-16	2-2	2-3	1-4	5	5	1	0	1	2	33	16
at Florida State	20-19	6-19	0-4	2-4	2-4	6	3	2	0	2	2	38	14
Clemson	21-20	11-21	0-0	1-2	1-3	4	3	5	0	3	2	45	23
Virginia Tech	22-21	6-17	1-2	6-8	5-4	9	6	1	0	0	1	38	19
at NC State	23-22	4-14	2-4	6-9	2-6	8	6	3	0	2	4	39	16
Miami	24-23	3-7	3-5	4-4	0-7	7	0	4	0	1	0	37	13
Wake Forest	25-24	3-10	0-3	4-4	0-5	5	3	3	0	0	3	33	10
at Clemson	26-25	0-6	0-0	3-8	2-5	7	1	3	0	1	1	35	3
Maryland	27-26	4-8	1-1	5-7	0-4	4	2	3	0	1	1	32	14

## SINGLE GAME BESTS

### POINTS

Season: 32 vs. Boston College (2/4/09)  
 Career: 32 vs. Boston College (2/4/09)  
 ACC: 32 vs. Boston College (2/4/09)

### REBOUNDS

Season: 11 at Maryland (1/20/09)  
 Career: 11 at Maryland (1/20/09)  
 ACC: 11 at Maryland (1/20/09)

### FG MADE

Season: 13 vs. Boston College (2/4/09)  
 Career: 13 vs. Boston College (2/4/09)  
 ACC: 13 vs. Boston College (2/4/09)

### FG ATTEMPTS

Season: 23 vs. Boston College (2/4/09)  
 Career: 23 vs. Boston College (2/4/09)  
 ACC: 23 vs. Boston College (2/4/09)

### 3 PT FG MADE

Season: 3 vs. Miami (2/26/09)  
 Career: 3 vs. Miami (2/26/09)  
 ACC: 3 vs. Miami (2/26/09)

### 3 PT FG ATTEMPTS

Season: 5 vs. Miami (2/26/09)  
 Career: 5 vs. Miami (2/26/09)  
 ACC: 5 vs. Miami (2/26/09)

### FT MADE

Season: 14 vs. Florida State (1/24/09)  
 Career: 14 vs. Florida State (1/24/09)  
 ACC: 14 vs. Florida State (1/24/09)

### FT ATTEMPTS

Season: 14 vs. Auburn (12/20/08), vs. FSU (1/24/09)  
 Career: 14 vs. Auburn (12/20/08), vs. FSU (1/24/09)  
 ACC: 14 vs. Florida State (1/24/09)

### ASSISTS

Season: 8 vs. VMI (11/16/08)  
 Career: 8 vs. VMI (11/16/08)  
 ACC: 6 vs. VT (2/18/09), at NCSU (2/21/09)

### TURNOVERS

Season: 6 on three occasions  
 Career: 6 on three occasions  
 ACC: 6 at VT (1/10/09), vs. FSU (1/24/09)

### BLOCKS

Season: 1 on three occasions  
 Career: 1 on three occasions  
 ACC: 1 vs. Boston College (2/4/09)

### STEALS

Season: 3 on four occasions  
 Career: 3 on four occasions  
 ACC: 3 vs. BC (2/4/09), vs. Clemson (2/15/09)

### MINUTES

Season: 45 vs. Clemson (2/15/09)  
 Career: 45 vs. Clemson (2/15/09)  
 ACC: 45 vs. Clemson (2/15/09)

## CAREER STATISTICS

Year	G-GS	Min-Avg.	FG-FGA	Pct.	3FG-3FGA	Pct.	FT-FTA	Pct.	Off-Def.	Reb-Avg.	PF-DQ	Ast	TO	Blk	Stl	Pts-Avg
2008-09	27-26	920-34.1	147-335	.439	16-50	.320	143-178	.803	45-117	162-6.0	48-1	73	74	3	27	453-16.8
ACC	16-16	570-35.6	88-210	.419	10-32	.313	73-91	.802	26-72	98-6.1	28-0	49	50	1	16	259-16.2
<b>CAREER</b>	<b>27-26</b>	<b>920-34.1</b>	<b>147-335</b>	<b>.439</b>	<b>16-50</b>	<b>.320</b>	<b>143-178</b>	<b>.803</b>	<b>45-117</b>	<b>162-6.0</b>	<b>48-1</b>	<b>73</b>	<b>74</b>	<b>3</b>	<b>27</b>	<b>453-16.8</b>
ACC	16-16	570-35.6	88-210	.419	10-32	.313	73-91	.802	26-72	98-6.1	28-0	49	50	1	16	259-16.2

# SYLVEN LANDESBERG


UNIVERSITY OF VIRGINIA • 6-6 • GUARD • FLUSHING, N.Y.

## 2009 ACC ROOKIE OF THE YEAR FRESHMAN ALL-AMERICA CANDIDATE

- Leads ACC freshmen in scoring, free throw percentage, free throw attempts, and minutes played
- Third leading freshman scorer in the nation
- Only freshman to rank among the top 20 scorers in the ACC (9th at 16.8 ppg)
- Only player to rank among the top three ACC freshmen in scoring (first), rebounding (third) and assists (third)
- Has double the number of 20-point games (12) than the rest of the conference's freshmen combined (6)
- UVa freshman record 12 20-point games (breaking Ralph Sampson's previous record of nine in 1979-80)
- Only North Carolina's Tyler Hansbrough (14 in 2005-06) has more 20-point games among ACC freshmen over the past decade
- His 32 points vs. Boston College are the most by a freshman in an ACC game since Tyler Hansbrough scored 40 vs. Miami in 2006
- His six ACC Rookie of the Week selections are tied for third-most in history
- In February, led ACC freshmen in scoring and ranked second in rebounds and assists
- His 453 points this season rank fifth among freshmen at Virginia
- Has led the team in scoring in 16 games, led the team in rebounding in nine games and led the team in assists in eight games

### Landesberg in 2008-09

16.8 ppg • 6.0 rpg • 2.7 apg • 80.3 FT% • 43.9 FG% • 34.1 mpg



# WHAT OTHERS ARE SAYING ABOUT SYLVEN LANDESBERG



"He's a really good player – he's an attacking player, who puts you in a position where you can foul him. And we did for those three-point plays. He's taller than I thought. For a wing player who can put the ball on the floor, that means he can shoot over people. It's not like a 6-3 guy who can drive. He has good length and has an instinctive ability to get closer. He's a good player, and puts defenses in help-and-recover situations if you're not careful."

- *Duke Head Coach Mike Krzyzewski*

"He's going to be a complete player, there's no question about that. Right now his game is more driving to the goal, but we were trying to make sure we cut off his driving lanes. ... He's going to be a complete player. He's had a heck of a year."

- *North Carolina Head Coach Roy Williams*

"The guy's going to get 20 whether it's quiet or loud. You can tell your guys to stay in front of him, but he got 20 without having to take a pull-up jumper. We told our guys, you have to stay in front of him and get lower than him, and he still drives to the basket. He's a good player; you're just not going to stop him."

- *Virginia Tech Head Coach Seth Greenberg*

"He's an outstanding player. He's good going to the basket. He finishes very well, and he just kept attacking the basket. He did a good job of getting to the free throw line, and he is an excellent free throw shooter. So, if they're going to spread the floor like that he can be pretty effective"

- *Boston College Head Coach Al Skinner*

"He can shoot and I think he will get better. He is a big, strong guard and it's amazing how he can get fouled. We were very worried about him being able to get to the basket. Part of our game plan was to try to make it tough for him to go one-on-one, make him a passer. If he took shots in the lane, crowd the lane. He has a great talent of being able to get fouled. He certainly is one of the best players we have played against, regardless of if he is a freshman or not."


- *Xavier Head Coach Sean Miller*

"You have to try to keep him out of there (the lane) the best you can. It is easy to say and hard to do. I think you have to be able to defend him multiple ways. He is very good off the bounce in going one way, changing and making two or three moves. You just can't rely on defending him with one guy. You have to have a team defense to try to keep him out of the paint area"

- *Auburn Head Coach Jeff Lebo*

"He is a very good athlete. He's got great ball skills. He has like a point guard hand on the ball and he knows what he wants to do. He is a great driver and a great and-one guy. He's got a good touch. He doesn't have to get all the way to the rim to score – he can shoot that little floater. He also has size and athleticism."

- *Clemson Head Coach Oliver Purnell*



# JEROME MEYINSSE

# #55

Junior • Forward/Center • 6-9 • 245 • Baton Rouge, La. • McKinley H.S.

## 2008-09 SEASON:

- Named to the 2009 All-ACC Academic Team
- Tied his ACC high with four points at Duke
- Scored three points at Maryland
- Had four points and three rebounds vs. Brown
- Had two rebounds and tied a career high with two blocks at Georgia Tech
- Tied a career high with two blocks vs. Hampton
- Had five points and five rebounds at Minnesota
- Had season-high totals of 10 points and eight rebounds at Syracuse
- Had two points and one rebound vs. Liberty
- Made first career start vs. USF
- Had four points and five rebounds in the exhibition vs. Shepherd

## SINGLE GAME BESTS

### POINTS

Season: 10 at Syracuse (11/28/08)  
 Career: 12 vs. Elon (12/22/07)  
 ACC: 4 at FSU (1/23/08), at Duke (2/1/09)

### REBOUNDS

Season: 8 at Syracuse (11/28/08)  
 Career: 9 vs. Hampton (12/19/07)  
 ACC: 3 vs. BC (1/19/08), at FSU (1/23/08)

### FG MADE

Season: 3 at Syracuse (11/28/08)  
 Career: 5 vs. Elon (12/22/07)  
 ACC: 2 at Florida State (1/23/08)

### FG ATTEMPTS

Season: 7 at Syracuse (11/28/08)  
 Career: 7 vs. Hampton (12/19/07), at Syracuse (11/28/08)  
 ACC: 3 vs. Clemson (2/7/08)

### 3 PT FG MADE

Season: --  
 Career: --  
 ACC: --

### 3 PT FG ATTEMPTS

Season: --  
 Career: --  
 ACC: --

### FT MADE

Season: 4 at Syracuse (11/28/08)  
 Career: 5 vs. UMES (11/26/06)  
 ACC: 2 at Duke (2/1/09)

### FT ATTEMPTS

Season: 5 at Syracuse (11/28/08)  
 Career: 6 vs. UMES (11/26/06)  
 ACC: 2 on four occasions

### ASSISTS

Season: 1 vs. Brown (1/6/09)  
 Career: 1 on four occasions  
 ACC: --

### TURNOVERS

Season: 2 at Minn. (12/2/08), vs. Longwood (12/17/08)  
 Career: 2 on five occasions  
 ACC: --

### BLOCKS

Season: 2 vs. Hampton (12/23/08), at Ga. Tech (12/28/08)  
 Career: 2 on three occasions  
 ACC: 2 at Georgia Tech (12/28/08)

### STEALS

Season: 1 at Virginia Tech (1/10/09)  
 Career: 2 vs. PR-Mayaguez (12/21/06)  
 ACC: 1 at FSU (1/23/08), at Va. Tech (1/10/09)

### MINUTES


Season: 24 at Syracuse (11/28/08)  
 Career: 24 at Syracuse (11/28/08)  
 ACC: 21 at Maryland (1/20/09)

## 2008-09 GAME-BY-GAME:

Opponent	GP-GS	FG-FGA	3FG-3FGA	FT-FTA	Off-Def	Total	A	TO	Blk	Stl	PF	Min	Pts
VMI	DNP												
USF	1-1	0-0	0-0	0-0	0-0	0	0	1	0	0	0	6	0
Radford	2-1	0-1	0-0	0-0	0-0	0	0	1	0	0	0	3	0
Liberty	3-1	1-1	0-0	0-0	1-0	1	0	0	0	0	0	5	2
at Syracuse	4-1	3-7	0-0	4-5	4-4	8	0	1	1	0	2	24	10
at Minnesota	5-1	1-1	0-0	3-4	2-3	5	0	2	1	0	1	22	5
Longwood	6-1	0-0	0-0	0-2	1-0	1	0	2	0	0	2	7	0
Auburn	7-1	0-0	0-0	0-1	1-0	1	0	1	0	0	0	8	0
Hampton	8-1	0-0	0-0	0-0	0-0	0	0	0	2	0	0	5	0
at Georgia Tech	9-1	0-2	0-0	0-0	1-1	2	0	0	2	0	3	11	0
Xavier	10-1	0-1	0-0	0-0	0-0	0	0	0	0	0	1	3	0
Brown	11-1	1-3	0-0	2-4	1-2	3	1	0	0	0	1	8	4
at Va. Tech	12-1	0-0	0-0	0-0	0-0	0	0	0	1	1	1	4	0
N. Carolina	13-1	0-2	0-0	0-0	0-1	1	0	0	0	0	2	4	0
at Maryland	14-1	1-1	0-0	1-2	1-0	1	0	0	0	0	0	21	3
Florida State	15-1	0-0	0-0	1-2	1-1	2	0	0	0	0	2	9	1
at Duke	16-1	1-1	0-0	2-2	0-2	2	0	0	0	0	1	7	4
Boston College	17-1	0-0	0-0	0-0	0-0	0	0	0	0	0	1	2	0
at N. Carolina	DNP												
at Florida State	DNP												
Clemson	DNP												
Virginia Tech	DNP												
at NC State	DNP												
Miami	DNP												
Wake Forest	DNP												
at Clemson	DNP												
Maryland	DNP												

## CAREER STATISTICS

Year	G-GS	Min-Avg.	FG-FGA	Pct.	3FG-3FGA	Pct.	FT-FTA	Pct.	Off-Def.	Reb-Avg.	PF-DQ	Ast	TO	Blk	Stl	Pts-Avg
2006-07	15-0	100-6.7	4-11	.364	0-0	.000	9-13	.692	3-17	20-1.3	15-0	1	4	2	2	17-1.1
ACC	4-0	8-2.0	0-1	.000	0-0	.000	0-0	.000	0-0	0-0.0	3-0	0	0	0	0	0-0.0
2007-08	26-0	188-7.2	23-33	.697	0-0	.000	4-12	.333	18-31	49-1.9	36-0	2	7	3	3	50-1.9
ACC	13-0	77-5.9	7-11	.636	0-0	.000	0-2	.000	5-12	17-1.3	21-0	0	0	0	1	14-1.1
2008-09	17-1	149-8.8	8-20	.400	0-0	.000	13-22	.591	13-14	27-1.6	17-0	1	8	7	1	29-1.7
ACC	7-0	58-8.3	2-6	.333	0-0	.000	4-6	.667	3-5	8-1.1	10-0	0	0	3	1	8-1.1
<b>CAREER</b>	<b>58-1</b>	<b>437-7.5</b>	<b>35-64</b>	<b>.547</b>	<b>0-0</b>	<b>.000</b>	<b>26-47</b>	<b>.553</b>	<b>34-62</b>	<b>96-1.7</b>	<b>68-0</b>	<b>4</b>	<b>19</b>	<b>12</b>	<b>6</b>	<b>96-1.7</b>
ACC	24-0	143-6.0	9-18	.500	0-0	.000	4-8	.500	8-17	25-1.0	34-0	0	0	3	2	22-0.9



# MIKE SCOTT

# #32

Sophomore • Forward • 6-8 • 233 • Chesapeake, Va. • Hargrave Military Academy

## 2008-09 SEASON:

- Has scored in double figures in 15 games
- Had 11 points and 11 rebounds vs. Maryland at JPJA for his eighth double-double of the season
- Had 13 points and eight rebounds at Clemson
- Had an ACC career-high 18 points along with 10 rebounds vs. Clemson at JPJA (also had three assists and three steals)
- Had 16 points (10-10 FT) and 10 rebounds at Maryland
- Had 11 points and seven rebounds (all offensive) vs. North Carolina at JPJA
- Scored 16 points (7-10 FG) at Virginia Tech
- Had game-high totals of 15 points and 10 rebounds vs. Brown
- Scored 16 points (7-10 FG) and had five rebounds vs. Xavier
- Had 11 points and 10 rebounds at Georgia Tech
- Had 17 points and 15 rebounds vs. Hampton
- Had 10 points and 10 rebounds along with a career-high four assists at Syracuse
- Had nine points and 17 rebounds vs. Liberty
- Had 10 points and six rebounds vs. USF
- Set career highs with 26 points and 18 rebounds vs. VMI, including tying the school record with 10 offensive rebounds in the game
- Has 10 career double-doubles
- Had 10 points and 14 rebounds in the exhibition vs. Shepherd

## 2008-09 GAME-BY-GAME:

Opponent	GP-GS	FG-FGA	3FG-3FGA	FT-FTA	Off-Def	Total	A	TO	Blk	Stl	PF	Min	Pts
VMI	1-1	11-13	0-0	4-5	10-8	18	0	4	0	1	2	30	26
USF	2-2	4-9	0-1	2-2	4-2	6	1	2	0	2	2	32	10
Radford	3-3	2-7	0-1	1-3	2-3	5	1	0	0	0	4	27	5
Liberty	4-4	3-4	0-0	3-4	7-10	17	1	1	0	0	2	34	9
at Syracuse	5-5	5-10	0-0	0-0	5-5	10	4	0	0	1	1	37	10
at Minnesota	6-6	0-4	0-0	0-0	2-4	6	2	3	0	1	1	18	0
Longwood	7-7	4-5	0-1	0-0	0-6	6	0	0	1	0	2	27	8
Auburn	8-8	4-7	0-1	1-2	0-3	3	0	3	0	3	2	27	9
Hampton	9-9	6-10	0-0	5-6	5-10	15	1	1	2	2	2	29	17
at Georgia Tech	10-10	3-8	0-0	5-8	5-5	10	1	2	2	0	3	27	11
Xavier	11-11	7-10	0-0	2-2	3-2	5	0	1	0	0	1	24	16
Brown	12-12	5-10	0-0	5-6	5-5	10	0	0	1	0	3	27	15
at Va. Tech	13-13	7-10	1-1	1-4	2-4	6	0	3	0	0	3	26	16
N. Carolina	14-14	5-8	0-0	1-1	7-0	7	0	2	1	0	2	24	11
at Maryland	15-15	3-8	0-0	10-10	6-4	10	0	3	0	1	4	23	16
Florida State	16-16	1-4	0-0	0-0	2-2	4	1	3	0	3	2	30	2
at Duke	17-17	4-8	0-0	2-3	2-2	4	0	1	0	1	3	26	10
Boston College	18-18	1-3	0-0	5-5	0-0	0	0	1	0	0	1	17	7
at N. Carolina	19-18	1-4	0-0	0-0	1-1	2	1	0	0	1	0	23	2
at Florida State	20-18	3-5	1-1	1-2	5-4	9	1	1	0	1	4	24	8
Clemson	21-18	8-12	0-0	2-3	3-7	10	3	0	0	3	2	40	18
Virginia Tech	22-18	4-6	0-0	2-4	3-1	4	1	1	0	0	3	16	10
at NC State	23-18	3-5	0-0	2-2	0-1	1	0	3	0	2	3	23	8
Miami	24-18	4-8	0-0	0-0	3-1	4	1	2	0	0	2	32	8
Wake Forest	25-18	4-8	0-0	0-0	0-5	5	0	2	2	0	5	34	8
at Clemson	26-18	5-7	0-0	3-4	5-3	8	1	2	0	1	3	29	13
Maryland	27-18	3-6	0-0	5-6	1-10	11	1	4	0	1	1	37	11

## SINGLE GAME BESTS

### POINTS

Season: 26 vs. VMI (11/16/08)  
 Career: 26 vs. VMI (11/16/08)  
 ACC: 18 vs. Clemson (2/15/09)

### REBOUNDS

Season: 18 vs. VMI (11/16/08)  
 Career: 18 vs. VMI (11/16/08)  
 ACC: 12 at Md (1/30/08), at BC (2/17/08)

### FG MADE

Season: 11 vs. VMI (11/16/08)  
 Career: 11 vs. VMI (11/16/08)  
 ACC: 8 vs. Clemson (2/15/09)

### FG ATTEMPTS

Season: 13 vs. VMI (11/16/08)  
 Career: 13 vs. VMI (11/16/08)  
 ACC: 12 vs. Clemson (2/15/09)

### 3 PT FG MADE

Season: 1 at VT (1/10/09), at FSU (2/10/09)  
 Career: 2 vs. Georgia Tech (3/13/08)  
 ACC: 2 vs. Georgia Tech (3/13/08)

### 3 PT FG ATTEMPTS

Season: 1 on six occasions  
 Career: 2 at BC (2/17/08), vs. GT (3/13/08)  
 ACC: 2 at BC (2/17/08), vs. GT (3/13/08)

### FT MADE

Season: 10 at Maryland (1/20/09)  
 Career: 10 at Maryland (1/20/09)  
 ACC: 10 at Maryland (1/20/09)

### FT ATTEMPTS

Season: 10 at Maryland (1/20/09)  
 Career: 10 at Maryland (1/20/09)  
 ACC: 10 at Maryland (1/20/09)

### ASSISTS

Season: 4 at Syracuse (11/28/08)  
 Career: 4 at Syracuse (11/28/08)  
 ACC: 3 vs. Clemson (2/15/09)

### TURNOVERS

Season: 4 vs. VMI (11/16/08), vs. Md. (3/7/09)  
 Career: 4 vs. VMI (11/16/08), vs. Md. (3/7/09)  
 ACC: 4 vs. Maryland (3/7/09)

### BLOCKS

Season: 2 on three occasions  
 Career: 3 vs. Duke (3/5/08), vs. Richmond (3/18/08)  
 ACC: 3 vs. Duke (3/5/08)

### STEALS

Season: 3 on three occasions  
 Career: 3 on four occasions  
 ACC: 3 vs. FSU (1/24/09), vs. Clemson (2/15/09)

### MINUTES

Season: 40 vs. Clemson (2/15/09)  
 Career: 40 vs. Clemson (2/15/09)  
 ACC: 40 vs. Clemson (2/15/09)

## CAREER STATISTICS

Year	G-GS	Min-Avg.	FG-FGA	Pct.	3FG-3FGA	Pct.	FT-FTA	Pct.	Off-Def.	Reb-Avg.	PF-DQ	Ast	TO	Blk	Stl	Pts-Avg
2007-08	32-21	579-18.1	63-143	.441	4-10	.400	52-74	.703	67-101	168-5.3	69-1	15	25	12	20	182-5.7
ACC	16-14	310-19.4	30-77	.390	1-4	.250	20-33	.606	30-50	80-5.0	39-1	6	15	5	8	81-5.1
2008-09	27-18	743-27.5	110-199	.553	2-6	.333	62-82	.756	88-108	196-7.3	63-1	21	45	9	24	284-10.5
ACC	16-7	431-26.9	59-110	.536	2-2	1.000	39-52	.750	45-50	95-5.9	41-1	11	30	5	14	159-9.9
<b>CAREER</b>	<b>59-39</b>	<b>1322-22.4</b>	<b>173-342</b>	<b>.506</b>	<b>6-16</b>	<b>.375</b>	<b>114-156</b>	<b>.731</b>	<b>155-209</b>	<b>364-6.2</b>	<b>132-2</b>	<b>36</b>	<b>70</b>	<b>21</b>	<b>44</b>	<b>466-7.9</b>
ACC	32-21	741-23.2	89-187	.476	3-6	.500	59-85	.694	75-100	175-5.5	80-2	17	45	10	22	240-7.5



# ASSANE SENE

# #5

Freshman • Center • 7-0 • 234 • Saint-Louis, Senegal • South Kent

### 2008-09 SEASON:

- Missed the recent games with Wake Forest and at Clemson because of an ankle injury
- Had four points, four rebounds and two blocks vs. Virginia Tech at JPJA
- Had five points, 13 rebounds and two blocks vs. Boston College
- Had three blocks vs. Florida State at JPJA
- Had four points and seven rebounds at Maryland
- Had 10 rebounds vs. North Carolina at JPJA
- Had six points, eight rebounds and four blocks at Virginia Tech
- Had six points, three rebounds and three blocks vs. Brown
- Had six points and 11 rebounds vs. Xavier
- Had nine rebounds and four blocks vs. Auburn
- Had six points, five rebounds and two blocks vs. Longwood
- Had two points and four rebounds at Minnesota
- Made his collegiate debut at Syracuse, where he had one point and one rebound in the start
- Was held out of the first three games of the season before the resolution of his eligibility status on Nov. 25
- “Because of a recent NCAA interpretation, there are some aspects of Assane’s pre-college enrollment that must be reviewed further,” Virginia Athletics Director Craig Littlepage said on Nov. 16.
- Had two points and three rebounds in 18 minutes of action in the exhibition vs. Shepherd

### 2008-09 GAME-BY-GAME:

Opponent	GP-GS	FG-FGA	3FG-3FGA	FT-FTA	Off-Def	Total	A	TO	Blk	Stl	PF	Min	Pts
VMI	DNP												
USF	DNP												
Radford	DNP												
Liberty	DNP												
at Syracuse	1-1	0-0	0-0	1-2	0-1	1	1	0	1	0	3	7	1
at Minnesota	2-2	0-0	0-0	2-2	2-2	4	0	1	0	0	3	18	2
Longwood	3-2	2-4	0-0	2-3	2-3	5	1	1	2	0	3	16	6
Auburn	4-2	1-3	0-0	0-0	0-9	9	2	0	4	0	3	22	2
Hampton	5-2	1-4	0-0	0-0	1-5	6	0	2	2	0	5	15	2
at Georgia Tech	6-3	1-5	0-0	0-1	0-1	1	0	0	2	0	4	24	2
Xavier	7-4	3-8	0-0	0-2	6-5	11	1	0	2	0	3	33	6
Brown	8-5	3-3	0-0	0-4	0-3	3	1	0	3	0	3	16	6
at Va. Tech	9-6	3-5	0-0	0-0	2-6	8	0	1	4	0	5	25	6
N. Carolina	10-7	1-5	0-0	0-2	5-5	10	0	2	1	0	4	25	2
at Maryland	11-8	2-2	0-0	0-0	2-5	7	0	2	0	0	4	10	4
Florida State	12-9	0-1	0-0	0-0	1-0	1	0	1	3	0	3	22	0
at Duke	13-10	2-2	0-0	0-3	1-1	2	0	1	1	0	2	17	4
Boston College	14-10	2-6	0-0	1-2	8-5	13	0	1	2	0	3	28	5
at N. Carolina	15-11	0-3	0-0	0-0	0-3	3	0	0	1	0	2	16	0
at Florida State	16-12	1-4	0-0	0-0	3-2	5	0	0	0	0	2	21	2
Clemson	17-13	0-0	0-0	0-0	0-0	0	0	0	1	0	0	7	0
Virginia Tech	18-14	2-4	0-0	0-0	1-3	4	0	1	2	0	2	22	4
at NC State	19-15	1-2	0-0	0-0	1-2	3	0	2	1	0	3	18	2
Miami	20-16	0-3	0-0	0-0	0-3	3	0	0	2	0	1	9	0
Wake Forest	DNP												
at Clemson	DNP												
Maryland	21-16	0-0	0-0	0-0	0-0	0	0	1	0	0	0	1	0

### SINGLE GAME BESTS

#### POINTS

Season: 6 on four occasions  
 Career: 6 on four occasions  
 ACC: 6 at Virginia Tech (1/10/09)

#### REBOUNDS

Season: 13 vs. Boston College (2/4/09)  
 Career: 13 vs. Boston College (2/4/09)  
 ACC: 13 vs. Boston College (2/4/09)

#### FG MADE

Season: 3 on three occasions  
 Career: 3 on three occasions  
 ACC: 3 at Virginia Tech (1/10/09)

#### FG ATTEMPTS

Season: 8 vs. Xavier (1/3/09)  
 Career: 8 vs. Xavier (1/3/09)  
 ACC: 6 vs. Boston College (2/4/09)

#### 3 PT FG MADE

Season: --  
 Career: --  
 ACC: --

#### 3 PT FG ATTEMPTS

Season: --  
 Career: --  
 ACC: --

#### FT MADE

Season: 2 at Minn. (12/2/08), vs. Longwood (12/17/08)  
 Career: 2 at Minn. (12/2/08), vs. Longwood (12/17/08)  
 ACC: 1 vs. Boston College (2/4/09)

#### FT ATTEMPTS

Season: 4 vs. Brown (1/6/09)  
 Career: 4 vs. Brown (1/6/09)  
 ACC: 3 at Duke (2/1/09)

#### ASSISTS

Season: 2 vs. Auburn (12/20/08)  
 Career: 2 vs. Auburn (12/20/08)  
 ACC: --

#### TURNOVERS

Season: 2 on four occasions  
 Career: 2 on four occasions  
 ACC: 2 on three occasions

#### BLOCKS

Season: 4 vs. Auburn (12/20/08), at Va. Tech (1/10/09)  
 Career: 4 vs. Auburn (12/20/08), at Va. Tech (1/10/09)  
 ACC: 4 at Virginia Tech (1/10/09)

#### STEALS

Season: --  
 Career: --  
 ACC: --


#### MINUTES

Season: 33 vs. Xavier (1/3/09)  
 Career: 33 vs. Xavier (1/3/09)  
 ACC: 28 vs. Boston College (2/4/09)

### CAREER STATISTICS

Year	G-GS	Min-Avg.	FG-FGA	Pct.	3FG-3FGA	Pct.	FT-FTA	Pct.	Off-Def.	Reb-Avg.	PF-DQ	Ast	TO	Blk	Stl	Pts-Avg
2008-09	21-16	372-17.7	25-64	.391	0-0	.000	6-21	.286	35-64	99-4.7	58-2	6	16	34	0	56-2.7
ACC	14-12	245-17.5	15-42	.357	0-0	.000	1-8	.125	24-36	60-4.3	35-1	0	12	20	0	31-2.2
<b>CAREER</b>	<b>21-16</b>	<b>372-17.7</b>	<b>25-64</b>	<b>.391</b>	<b>0-0</b>	<b>.000</b>	<b>6-21</b>	<b>.286</b>	<b>35-64</b>	<b>99-4.7</b>	<b>58-2</b>	<b>6</b>	<b>16</b>	<b>34</b>	<b>0</b>	<b>56-2.7</b>
ACC	14-12	245-17.5	15-42	.357	0-0	.000	1-8	.125	24-36	60-4.3	35-1	0	12	20	0	31-2.2





# WILL SHERRILL

# #22

Sophomore • Forward • 6-9 • 221 • New York, N.Y. • Phillips Academy Andover

### 2008-09 SEASON:

- Scored one point at Clemson
- Had an assist vs. Hampton
- Made season debut vs. Radford and had a career-high three rebounds
- Played five minutes in the exhibition vs. Shepherd

### SINGLE GAME BESTS

#### POINTS

Season: 1 at Clemson (3/3/09)  
 Career: 3 vs. Longwood (12/7/07)  
 ACC: 1 at Clemson (3/3/09)

#### REBOUNDS

Season: 3 vs. Radford (11/21/08)  
 Career: 3 vs. Radford (11/21/08)  
 ACC: --

#### FG MADE

Season: --  
 Career: 1 on three occasions  
 ACC: --

#### FG ATTEMPTS

Season: 2 vs. Radford (11/21/08)  
 Career: 2 vs. Radford (11/21/08)  
 ACC: 1 vs. North Carolina (1/15/09)

#### 3 PT FG MADE

Season: --  
 Career: 1 vs. Longwood (12/7/07)  
 ACC: --

#### 3 PT FG ATTEMPTS

Season: 1 vs. North Carolina (1/15/09)  
 Career: 1 vs. Longwood (12/7/07), vs. UNC (1/15/09)  
 ACC: 1 vs. North Carolina (1/15/09)

#### FT MADE

Season: 1 at Clemson (3/3/09)  
 Career: 1 at Clemson (3/3/09)  
 ACC: 1 at Clemson (3/3/09)

#### FT ATTEMPTS

Season: 2 at Clemson (3/3/09)  
 Career: 2 at Clemson (3/3/09)  
 ACC: 2 at Clemson (3/3/09)

#### ASSISTS

Season: 1 vs. Hampton (12/23/08)  
 Career: 1 vs. Elon (12/22/07), vs. Hampton (12/23/08)  
 ACC: --

#### TURNOVERS

Season: 1 vs. Radford (11/21/08), vs. Hampton (12/23/08)  
 Career: 1 vs. Radford (11/21/08), vs. Hampton (12/23/08)  
 ACC: --

#### BLOCKS

Season: --  
 Career: --  
 ACC: --

#### STEALS

Season: --  
 Career: 1 vs. Northwestern (11/27/07)  
 ACC: --

#### MINUTES

Season: 5 vs. Radford (11/21/08)  
 Career: 5 vs. Radford (11/21/08)  
 ACC: 2 at North Carolina (2/7/09)

### 2008-09 GAME-BY-GAME:

Opponent	GP-GS	FG-FGA	3FG-3FGA	FT-FTA	Off-Def	Total	A	TO	Blk	Stl	PF	Min	Pts
VMI	DNP												
USF	DNP												
Radford	1-0	0-2	0-0	0-0	2-1	3	0	1	0	0	1	5	0
Liberty	DNP												
at Syracuse	DNP												
at Minnesota	DNP												
Longwood	2-0	0-0	0-0	0-0	0-0	0	0	0	0	0	0	3	0
Auburn	DNP												
Hampton	3-0	0-0	0-0	0-0	0-0	0	1	1	0	0	0	3	0
at Georgia Tech	DNP												
Xavier	DNP												
Brown	4-0	0-0	0-0	0-0	0-0	0	0	0	0	0	0	2	0
at Va. Tech	DNP												
N. Carolina	5-0	0-1	0-1	0-0	0-0	0	0	0	0	0	0	1	0
at Maryland	DNP												
Florida State	DNP												
at Duke	6-0	0-0	0-0	0-0	0-0	0	0	0	0	0	1	1	0
Boston College	DNP												
at N. Carolina	7-0	0-0	0-0	0-0	0-0	0	0	0	0	0	0	2	0
at Florida State	DNP												
Clemson	DNP												
Virginia Tech	8-0	0-0	0-0	0-0	0-0	0	0	0	0	0	0	0+	0
at NC State	DNP												
Miami	DNP												
Wake Forest	DNP												
at Clemson	9-0	0-0	0-0	1-2	0-0	0	0	0	0	0	0	1	1
Maryland	DNP												

### CAREER STATISTICS

Year	G-GS	Min-Avg.	FG-FGA	Pct.	3FG-3FGA	Pct.	FT-FTA	Pct.	Off-Def.	Reb-Avg.	PF-DQ	Ast	TO	Blk	Stl	Pts-Avg
2007-08	7-0	12-1.7	3-3	1.000	1-1	1.000	0-0	.000	1-2	3-0.4	3-0	1	0	0	1	7-1.0
ACC	1-0	1-1.0	0-0	.000	0-0	.000	0-0	.000	0-0	0-0.0	0-0	0	0	0	0	0-0.0
2008-09	9-0	18-2.0	0-3	.000	0-1	.000	1-2	.500	2-1	3-0.3	2-0	1	2	0	0	1-0.1
ACC	5-0	5-1.0	0-1	.000	0-1	.000	1-2	.500	0-0	0-0.0	1-0	0	0	0	0	1-0.2
<b>CAREER</b>	<b>16-0</b>	<b>30-1.9</b>	<b>3-6</b>	<b>.500</b>	<b>1-2</b>	<b>.500</b>	<b>1-2</b>	<b>.500</b>	<b>3-3</b>	<b>6-0.4</b>	<b>5-0</b>	<b>2</b>	<b>2</b>	<b>0</b>	<b>1</b>	<b>8-0.5</b>
ACC	6-0	6-1.0	0-1	.000	0-1	.000	1-2	.500	0-0	0-0.0	1-0	0	0	0	0	1-0.2



# TUNJI SOROYE

# #21

Senior • Center • 6-11 • 252 • Dugbe Ibadan, Nigeria • Montrose Christian School

## 2008-09 SEASON:

- Named to the 2009 All-ACC Academic Team
- One of Virginia's tri-captains this season
- Ninth on Virginia's career blocked shots list with 95
- Had three rebounds and a season-high three blocks at Clemson
- Had four points, five rebounds and two blocks vs. Wake Forest in a season-high 26 minutes
- Had two points, three rebounds and two blocks vs. Miami
- Tied an ACC career high with six points vs. Virginia Tech at JPJA
- Had two points, four rebounds and one block vs. Clemson at JPJA
- Had four points and three rebounds at Florida State
- Had two points and three rebounds at North Carolina
- Had two points and two blocks vs. Hampton
- Had eight points, five rebounds, two blocks and two steals vs. Radford
- Had three points, six rebounds and two blocks vs. USF
- Had two points and one rebound in the exhibition vs. Shepherd

## SINGLE GAME BESTS

### POINTS

Season: 8 vs. Radford (11/21/08)  
 Career: 12 vs. Fordham (12/7/05)  
 ACC: 6 on four occasions

### REBOUNDS

Season: 6 vs. USF (11/19/08)  
 Career: 11 vs. Maryland (2/6/07)  
 ACC: 11 vs. Maryland (2/6/07)

### FG MADE

Season: 3 vs. Radford (11/21/08)  
 Career: 4 vs. Fordham (12/7/05), vs. Albany (3/16/07)  
 ACC: 3 vs. Florida State (1/11/06)

### FG ATTEMPTS

Season: 5 vs. Radford (11/21/08)  
 Career: 8 vs. Albany (3/16/07)  
 ACC: 5 vs. Florida State (1/11/06)

### 3 PT FG MADE

Season: --  
 Career: --  
 ACC: --

### 3 PT FG ATTEMPTS

Season: --  
 Career: --  
 ACC: --

### FT MADE

Season: 2 on three occasions  
 Career: 4 on three occasions  
 ACC: 4 vs. Clemson (1/7/06)

### FT ATTEMPTS

Season: 4 vs. Virginia Tech (2/18/09)  
 Career: 6 vs. Fordham (12/7/05)  
 ACC: 5 vs. Florida State (2/17/06)

### ASSISTS

Season: 1 vs. Hampton (12/23/08)  
 Career: 1 on 14 occasions  
 ACC: 1 on eight occasions

### TURNOVERS

Season: 2 at UNC (2/7/09), at FSU (2/10/09)  
 Career: 4 at Virginia Tech (1/15/06)  
 ACC: 4 at Virginia Tech (1/15/06)

### BLOCKS

Season: 3 at Clemson (3/3/09)  
 Career: 5 vs. Duke (3/11/05)  
 ACC: 5 vs. Duke (3/11/05)

### STEALS

Season: 2 vs. Radford (11/21/08)  
 Career: 2 on four occasions  
 ACC: 2 vs. UNC (1/19/06), at FSU (2/18/06)

### MINUTES


Season: 26 vs. Wake Forest (2/28/09)  
 Career: 33 vs. Clemson (1/7/06)  
 ACC: 33 vs. Clemson (1/7/06)

## 2008-09 GAME-BY-GAME:

Opponent	GP-GS	FG-FGA	3FG-3FGA	FT-FTA	Off-Def	Total	A	TO	Blk	Stl	PF	Min	Pts
VMI	DNP												
USF	1-0	1-1	0-0	1-2	3-3	6	0	1	2	1	1	15	3
Radford	2-1	3-5	0-0	2-2	2-3	5	0	0	2	2	3	24	8
Liberty	DNP												
at Syracuse	3-1	0-1	0-0	0-0	0-1	1	0	0	0	0	3	10	0
at Minnesota	DNP												
Longwood	DNP												
Auburn	DNP												
Hampton	4-1	1-3	0-0	0-0	0-1	1	1	0	2	0	0	5	2
at Georgia Tech	5-1	0-0	0-0	0-0	0-0	0	0	0	0	0	0	1	0
Xavier	6-1	0-0	0-0	0-0	0-0	0	0	1	0	0	1	2	0
Brown	DNP												
at Va. Tech	7-1	0-1	0-0	0-0	1-0	1	0	1	0	0	0	3	0
N. Carolina	DNP												
at Maryland	DNP												
Florida State	8-1	0-0	0-0	0-0	0-0	0	0	0	0	0	0	4	0
at Duke	DNP												
Boston College	DNP												
at N. Carolina	9-1	1-2	0-0	0-0	2-1	3	0	2	0	0	2	13	2
at Florida State	10-1	2-3	0-0	0-1	1-2	3	0	2	0	1	1	13	4
Clemson	11-1	1-1	0-0	0-1	2-2	4	0	0	1	0	4	15	2
Virginia Tech	12-1	2-2	0-0	2-4	0-2	2	0	1	1	0	3	7	6
at NC State	13-1	0-0	0-0	0-0	1-0	1	0	0	1	0	0	5	0
Miami	14-1	1-1	0-0	0-0	1-2	3	0	1	2	0	2	12	2
Wake Forest	15-2	1-1	0-0	2-2	2-3	5	0	1	2	1	3	26	4
at Clemson	16-3	0-1	0-0	0-0	2-1	3	0	0	3	0	5	16	0
Maryland	17-4	0-0	0-0	0-0	1-0	1	0	1	1	0	0	9	0

## CAREER STATISTICS

Year	G-GS	Min-Avg.	FG-FGA	Pct.	3FG-3FGA	Pct.	FT-FTA	Pct.	Off-Def.	Reb-Avg.	PF-DQ	Ast	TO	Blk	Stl	Pts-Avg
2004-05	21-2	120-5.7	4-10	.400	0-0	.000	4-7	.571	7-21	28-1.3	18-0	2	3	15	1	12-0.6
ACC	12-0	72-6.0	4-5	.800	0-0	.000	2-4	.500	4-12	16-1.3	14-0	2	2	8	1	10-0.8
2005-06	30-23	553-18.4	21-51	.412	0-0	.000	13-19	.684	36-70	106-3.5	88-7	4	38	37	10	55-1.8
ACC	16-16	290-18.1	9-26	.346	0-0	.000	6-9	.667	18-33	51-3.2	49-4	2	19	15	6	24-1.5
2006-07	28-11	391-14.0	18-35	.514	0-0	.000	24-39	.615	35-54	89-3.2	46-0	7	20	26	7	60-2.1
ACC	16-6	252-15.8	12-19	.632	0-0	.000	10-23	.435	27-30	57-3.6	29-0	4	10	14	2	34-2.1
2007-08	2-0	8-4.0	0-1	.000	0-0	.000	1-2	.500	2-1	3-1.5	2-0	0	2	0	0	1-0.5
ACC	0-0															
2008-09	17-4	180-10.6	13-22	.591	0-0	.000	7-12	.583	18-21	39-2.3	28-1	1	11	17	5	33-1.9
ACC	12-3	124-10.3	8-12	.667	0-0	.000	4-8	.500	13-13	26-2.2	20-1	0	9	11	2	20-1.7
<b>CAREER</b>	<b>98-40</b>	<b>1252-12.8</b>	<b>56-119</b>	<b>.471</b>	<b>0-0</b>	<b>.000</b>	<b>49-79</b>	<b>.620</b>	<b>98-167</b>	<b>265-2.7</b>	<b>182-8</b>	<b>14</b>	<b>74</b>	<b>95</b>	<b>23</b>	<b>161-1.6</b>
ACC	56-25	738-13.2	33-62	.532	0-0	.000	22-44	.500	62-88	150-2.7	112-5	8	40	48	11	88-1.6



# SOLOMON TAT

# #45

Junior • Guard/Forward • 6-5 • 223 • Jos Plateau, Nigeria • Community Christian School

### 2008-09 SEASON:

- Started eight of the last nine games
- Had one point, one rebound and one assist at Clemson
- Scored two points vs. Virginia Tech at JPJA
- Had a season-high three rebounds at Florida State
- Made first career start at North Carolina and had two points and two rebounds
- Had two points and two rebounds in a season-high 22 minutes vs. Boston College
- Had two points, one rebound, one assist and one steal vs. Brown
- Had two points and two rebounds vs. Xavier
- Made season debut vs. Radford
- Had three rebounds in the exhibition vs. Shepherd

### SINGLE GAME BESTS

#### POINTS

Season: 2 on five occasions  
 Career: 12 at Xavier (1/3/08)  
 ACC: 8 at Virginia Tech (2/10/07)

#### REBOUNDS

Season: 3 at Florida State (2/10/09)  
 Career: 6 at Virginia Tech (2/10/07)  
 ACC: 6 at Virginia Tech (2/10/07)

#### FG MADE

Season: 1 on four occasions  
 Career: 3 at Virginia Tech (2/10/07), at Xavier (1/3/08)  
 ACC: 3 at Virginia Tech (2/10/07)

#### FG ATTEMPTS

Season: 4 vs. Boston College (2/4/09)  
 Career: 9 at Virginia Tech (2/10/07)  
 ACC: 9 at Virginia Tech (2/10/07)

#### 3 PT FG MADE

Season: --  
 Career: --  
 ACC: --

#### 3 PT FG ATTEMPTS

Season: --  
 Career: 1 on five occasions  
 ACC: 1 on three occasions

#### FT MADE

Season: 2 vs. Xavier (1/3/09)  
 Career: 6 at Xavier (1/3/08)  
 ACC: 2 on four occasions

#### FT ATTEMPTS

Season: 2 vs. Xavier (1/3/09), at Clemson (3/3/09)  
 Career: 9 at Xavier (1/3/08)  
 ACC: 2 on six occasions

#### ASSISTS

Season: 1 on five occasions  
 Career: 5 vs. Gonzaga (1/3/07)  
 ACC: 2 at Clemson (1/28/07), at Wake (3/3/07)

#### TURNOVERS

Season: 2 on four occasions  
 Career: 2 on eight occasions  
 ACC: 2 on six occasions

#### BLOCKS

Season: --  
 Career: 1 vs. Longwood (2/13/07)  
 ACC: --

#### STEALS

Season: 1 on three occasions  
 Career: 2 vs. Stanford (1/7/07), vs. Md. (1/16/07)  
 ACC: 2 vs. Maryland (1/16/07)

#### MINUTES


Season: 22 vs. Boston College (2/4/09)  
 Career: 23 at Virginia Tech (2/10/07)  
 ACC: 23 at Virginia Tech (2/10/07)

### 2008-09 GAME-BY-GAME:

Opponent	GP-GS	FG-FGA	3FG-3FGA	FT-FTA	Off-Def	Total	A	TO	Blk	Stl	PF	Min	Pts
VMI	DNP												
USF	DNP												
Radford	1-0	0-0	0-0	0-0	0-0	0	0	0	0	0	0	1	0
Liberty	2-0	0-0	0-0	0-0	0-0	0	0	0	0	0	0	0+	0
at Syracuse	DNP												
at Minnesota	DNP												
Longwood	DNP												
Auburn	DNP												
Hampton	DNP												
at Georgia Tech	DNP												
Xavier	3-0	0-0	0-0	2-2	0-2	2	1	0	0	0	2	9	2
Brown	4-0	1-1	0-0	0-0	0-1	1	1	0	0	1	0	6	2
at Va. Tech	DNP												
N. Carolina	5-0	0-0	0-0	0-0	0-0	0	0	0	0	0	0	2	0
at Maryland	6-0	0-0	0-0	0-0	0-0	0	0	1	0	0	2	4	0
Florida State	DNP												
at Duke	7-0	0-3	0-0	0-0	0-2	2	0	0	0	0	0	9	0
Boston College	8-0	1-4	0-0	0-0	1-1	2	0	0	0	0	5	22	2
at N. Carolina	9-1	1-2	0-0	0-0	1-1	2	1	2	0	0	1	14	2
at Florida State	10-2	0-2	0-0	0-0	2-1	3	0	2	0	0	1	13	0
Clemson	11-3	0-1	0-0	0-0	0-1	1	1	0	0	0	1	3	0
Virginia Tech	12-4	1-1	0-0	0-0	0-0	0	0	0	0	0	1	7	2
at NC State	13-5	0-1	0-0	0-0	0-0	0	0	0	0	0	2	5	0
Miami	14-6	0-0	0-0	0-0	2-0	2	0	2	0	1	0	9	0
Wake Forest	15-7	0-0	0-0	0-0	0-0	0	0	0	0	1	0	4	0
at Clemson	16-8	0-0	0-0	1-2	0-1	1	1	2	0	0	0	9	1
Maryland	DNP												

### CAREER STATISTICS

Year	G-GS	Min-Avg.	FG-FGA	Pct.	3FG-3FGA	Pct.	FT-FTA	Pct.	Off-Def.	Reb-Avg.	PF-DQ	Ast	TO	Blk	Stl	Pts-Avg
2006-07	20-0	165-8.3	14-40	.350	0-3	.000	12-19	.632	7-25	32-1.6	24-0	13	8	1	8	40-2.0
ACC	13-0	107-8.2	8-25	.320	0-1	.000	5-5	1.000	5-16	21-1.6	17-0	6	4	0	5	21-1.6
2007-08	15-0	100-6.7	11-24	.458	0-2	.000	13-17	.765	4-16	20-1.3	6-0	5	6	0	3	35-2.3
ACC	9-0	68-7.6	7-15	.467	0-2	.000	5-6	.833	1-12	13-1.4	4-0	3	4	0	3	19-2.1
2008-09	16-8	117-7.3	4-15	.267	0-0	.000	3-4	.750	6-10	16-1.0	15-1	5	9	0	3	11-0.7
ACC	12-8	101-8.4	3-14	.214	0-0	.000	1-2	.500	6-7	13-1.1	13-1	3	9	0	2	7-0.6
<b>CAREER</b>	<b>51-8</b>	<b>382-7.5</b>	<b>29-79</b>	<b>.367</b>	<b>0-5</b>	<b>.000</b>	<b>28-40</b>	<b>.700</b>	<b>17-51</b>	<b>68-1.3</b>	<b>45-1</b>	<b>23</b>	<b>23</b>	<b>1</b>	<b>14</b>	<b>86-1.7</b>
ACC	34-8	276-8.1	18-54	.333	0-3	.000	11-13	.846	12-35	47-1.4	34-1	12	17	0	10	47-1.4



# JAMIL TUCKER

# #12

Junior • Forward • 6-9 • 241 • Gary, Ind. • West Side H.S.

## 2008-09 SEASON:

- Had seven points and six rebounds vs. Maryland at JPJA
- Had 13 points and nine rebounds vs. Virginia Tech at JPJA
- Scored 11 points vs. Clemson at JPJA
- Had 10 points vs. Florida State at JPJA
- Scored a career-high 21 points at Maryland
- Had 12 points, five rebounds and two blocks vs. North Carolina at JPJA
- Had a career-high three blocks at Virginia Tech
- Had eight points and five rebounds vs. Brown
- Had 15 points (6-7 FG, 3-3 3FG) at Georgia Tech, including the 3-pointer that tied the game with 14.7 seconds remaining in regulation to force overtime
- Had 10 points and six rebounds vs. Hampton
- Made first start of the season vs. Longwood and had his first career double-double (11 points, career-high 10 rebounds) and a career-high three assists
- Had a team-high 12 points on a career-high four 3-pointers at Minnesota
- Had four points and a team-high six rebounds vs. Radford
- Had 15 points and a team-high seven rebounds vs. USF
- Scored 14 points vs. VMI
- Had seven points in the exhibition vs. Shepherd

## 2008-09 GAME-BY-GAME:

Opponent	GP-GS	FG-FGA	3FG-3FGA	FT-FTA	Off-Def	Total	A	TO	Blk	Stl	PF	Min	Pts
VMI	1-0	6-8	0-1	2-4	0-3	3	0	2	1	0	2	17	14
USF	2-0	4-8	2-3	5-8	0-7	7	1	0	1	1	0	27	15
Radford	3-0	2-6	0-0	3-3	3-3	6	0	2	0	1	4	16	4
Liberty	4-0	0-0	0-0	0-0	1-0	1	0	1	0	0	0	6	0
at Syracuse	5-0	0-2	0-0	0-0	1-1	2	0	0	0	0	0	2	0
at Minnesota	6-0	4-8	4-8	0-0	1-3	4	0	1	0	2	3	22	12
Longwood	7-1	4-12	1-3	2-3	2-8	10	3	0	1	0	2	24	11
Auburn	8-2	0-2	0-1	0-0	0-1	1	0	0	1	0	2	9	0
Hampton	9-3	3-7	1-5	3-5	2-4	6	0	1	1	0	2	22	10
at Georgia Tech	10-3	6-7	3-3	0-0	0-6	6	2	2	0	0	4	24	15
Xavier	11-3	0-1	0-1	0-0	0-0	0	0	1	0	0	2	10	0
Brown	12-3	3-5	1-3	1-2	2-3	5	2	1	1	2	2	23	8
at Va. Tech	13-3	2-8	1-4	0-0	0-2	2	0	1	3	0	4	18	5
N. Carolina	14-3	5-13	0-4	2-2	2-3	5	1	0	2	1	2	26	12
at Maryland	15-3	7-12	4-6	3-3	2-1	3	0	1	1	1	1	26	21
Florida State	16-3	3-5	2-2	2-2	2-0	2	1	2	0	1	2	11	10
at Duke	17-3	0-3	0-0	0-0	1-2	3	0	4	0	0	2	21	0
Boston College	18-4	1-3	0-2	1-2	2-2	4	0	0	0	1	1	13	3
at N. Carolina	19-4	2-8	2-4	0-0	0-2	2	1	2	0	2	3	17	6
at Florida State	20-4	2-6	2-5	0-0	1-0	1	0	1	0	0	2	11	6
Clemson	21-4	4-7	2-4	1-2	1-3	4	2	0	1	0	3	25	11
Virginia Tech	22-4	4-6	3-5	2-2	3-6	9	2	1	0	0	2	28	13
at NC State	23-4	3-6	0-1	0-1	2-3	5	1	0	0	1	1	29	6
Miami	24-4	1-4	0-2	1-2	1-0	1	1	1	0	1	5	17	3
Wake Forest	25-4	0-2	0-2	0-0	1-1	2	1	2	2	0	3	15	0
at Clemson	26-4	1-4	0-2	0-1	0-2	2	1	1	0	1	1	17	2
Maryland	27-4	2-5	1-2	2-2	1-5	6	1	2	0	0	4	20	7

## SINGLE GAME BESTS

### POINTS

Season: 21 at Maryland (1/20/09)  
 Career: 21 at Maryland (1/20/09)  
 ACC: 21 at Maryland (1/20/09)

### REBOUNDS

Season: 10 vs. Longwood (12/17/08)  
 Career: 10 vs. Longwood (12/17/08)  
 ACC: 9 on three occasions

### FG MADE

Season: 7 at Maryland (1/20/09)  
 Career: 7 at Maryland (1/20/09)  
 ACC: 7 at Maryland (1/20/09)

### FG ATTEMPTS

Season: 13 vs. North Carolina (1/15/09)  
 Career: 13 vs. North Carolina (1/15/09)  
 ACC: 13 vs. North Carolina (1/15/09)

### 3 PT FG MADE

Season: 4 at Minn. (12/2/08), at Md. (1/20/09)  
 Career: 4 at Minn. (12/2/08), at Md. (1/20/09)  
 ACC: 4 at Maryland (1/20/09)

### 3 PT FG ATTEMPTS

Season: 8 at Minnesota (12/2/08)  
 Career: 8 vs. ODU (3/24/08), at Minn. (12/2/08)  
 ACC: 7 at Wake Forest (2/9/08)

### FT MADE

Season: 5 vs. USF (11/19/08)  
 Career: 5 vs. Hampton (12/19/07), vs. USF (11/19/08)  
 ACC: 3 on three occasions

### FT ATTEMPTS

Season: 8 vs. USF (11/19/08)  
 Career: 8 vs. USF (11/19/08)  
 ACC: 4 on four occasions

### ASSISTS

Season: 3 vs. Longwood (12/17/08)  
 Career: 3 vs. Longwood (12/17/08)  
 ACC: 2 on six occasions

### TURNOVERS

Season: 4 at Duke (2/1/09)  
 Career: 4 at Duke (2/1/09)  
 ACC: 4 at Duke (2/1/09)

### BLOCKS

Season: 3 at Virginia Tech (1/10/09)  
 Career: 3 at Virginia Tech (1/10/09)  
 ACC: 3 at Virginia Tech (1/10/09)

### STEALS

Season: 2 on three occasions  
 Career: 2 on four occasions  
 ACC: 2 at North Carolina (2/7/09)

### MINUTES

Season: 29 at NC State (2/21/09)  
 Career: 30 at Wake Forest (2/9/08)  
 ACC: 30 at Wake Forest (2/9/08)

## CAREER STATISTICS

Year	G-GS	Min-Avg.	FG-FGA	Pct.	3FG-3FGA	Pct.	FT-FTA	Pct.	Off-Def.	Reb-Avg.	PF-DQ	Ast	TO	Blk	Stl	Pts-Avg
2006-07	29-0	291-10.0	32-73	.438	21-43	.488	15-27	.556	16-44	60-2.1	39-0	3	19	6	3	100-3.4
ACC	13-0	113-8.7	15-32	.469	11-19	.579	8-13	.615	7-20	27-2.1	20-0	0	9	0	1	49-3.8
2007-08	31-3	483-15.6	57-133	.429	31-84	.369	17-24	.708	19-84	103-3.3	62-0	17	21	12	7	162-5.2
ACC	16-2	256-16.0	32-75	.427	18-45	.400	9-14	.643	14-44	58-3.6	26-0	11	11	3	4	91-5.7
2008-09	27-4	496-18.4	69-158	.437	29-73	.397	27-41	.659	31-71	102-3.8	59-1	20	29	15	15	194-7.2
ACC	16-1	318-19.9	43-99	.434	20-48	.417	14-19	.737	19-38	57-3.6	40-1	14	20	9	9	120-7.5
<b>CAREER</b>	<b>87-7</b>	<b>1270-14.6</b>	<b>158-364</b>	<b>.434</b>	<b>81-200</b>	<b>.405</b>	<b>59-92</b>	<b>.641</b>	<b>66-199</b>	<b>265-3.0</b>	<b>160-1</b>	<b>40</b>	<b>69</b>	<b>33</b>	<b>25</b>	<b>456-5.2</b>
ACC	45-3	687-15.3	90-206	.437	49-112	.438	31-46	.674	40-102	142-3.2	86-1	25	40	12	14	260-5.8



# SAMMY ZEGLINSKI

# #13

Freshman • Guard • 6-0 • 179 • Philadelphia, Pa. • The William Penn Charter School

## 2008-09 SEASON:

- Leads the team in 3-point field goals made (33), assists (84) and steals (36)
- Had an ACC career-high 15 points (6-6 FG, 3-3 3FG) and six assists vs. Clemson at JPJA
- Had six assists vs. Virginia Tech at JPJA
- Had 11 points, five rebounds and two assists at North Carolina
- Had eight points and five assists at Duke
- Had a career-high five steals vs. Florida State at JPJA
- Had a career-high eight assists at Virginia Tech
- Scored 14 points vs. Brown
- Had eight points and six assists vs. Xavier
- Had nine points, a career-high six rebounds, and six assists at Ga. Tech
- Had 11 points, four assists and four steals vs. Hampton
- Had nine points and five assists (all in the second half) vs. Auburn
- Had 14 points, four rebounds and four assists vs. Longwood
- Had 10 points at Minnesota
- Had 14 points and four rebounds at Syracuse
- Scored a career-high 24 points (8-13 FG, 6-10 3FG) vs. Liberty in 1st career start
- Scored all 24 of his points vs. Liberty in the second half
- Had 11 points and five rebounds vs. Radford
- Had nine points, five rebounds and four assists vs. USF
- Had 11 points, six assists and four rebounds vs. VMI

## 2008-09 GAME-BY-GAME:

Opponent	GP-GS	FG-FGA	3FG-3FGA	FT-FTA	Off-Def	Total	A	TO	Blk	Stl	PF	Min	Pts
VMI	1-0	4-9	1-2	2-5	0-4	4	6	3	1	2	4	31	11
USF	2-0	2-7	1-3	4-4	1-4	5	4	1	0	1	4	22	9
Radford	3-0	4-8	0-1	3-3	0-5	5	1	2	0	1	3	26	11
Liberty	4-1	8-13	6-10	2-3	0-2	2	4	5	0	2	0	31	24
at Syracuse	5-2	6-12	2-5	0-0	0-4	4	2	5	0	2	5	29	14
at Minnesota	6-3	4-8	2-5	0-0	1-0	1	2	5	0	0	3	27	10
Longwood	7-4	5-8	3-5	1-2	0-4	4	4	3	0	1	3	24	14
Auburn	8-5	4-14	1-8	0-0	0-1	1	5	1	0	1	3	26	9
Hampton	9-6	3-8	3-4	2-2	1-2	3	4	3	1	4	0	30	11
at Georgia Tech	10-7	3-10	3-9	0-0	1-5	6	6	3	0	1	3	39	9
Xavier	11-8	3-12	2-5	0-0	0-2	2	6	2	0	2	5	27	8
Brown	12-9	7-12	0-1	0-0	0-2	2	2	2	0	2	3	29	14
at Va. Tech	13-10	2-7	0-4	0-2	0-2	2	8	2	0	0	2	31	4
N. Carolina	14-11	1-8	1-6	0-0	1-1	2	1	4	0	0	3	26	3
at Maryland	15-12	0-4	0-3	0-0	0-0	0	1	3	0	0	3	19	0
Florida State	16-13	2-5	0-2	4-8	0-2	2	0	4	0	5	2	18	8
at Duke	17-14	4-9	0-3	0-0	1-1	2	5	3	0	2	2	32	8
Boston College	18-15	1-5	0-2	1-2	1-0	1	1	0	0	3	1	14	3
at N. Carolina	19-15	4-11	2-6	1-2	1-4	5	2	1	0	1	2	31	11
at Florida State	20-15	3-9	1-7	0-0	0-2	2	3	1	0	1	2	24	7
Clemson	21-15	6-6	3-3	0-0	0-1	1	6	6	0	1	4	30	15
Virginia Tech	22-15	1-8	1-4	0-0	0-3	3	6	3	0	2	1	28	3
at NC State	23-15	1-4	0-0	0-2	1-1	2	1	2	0	1	2	13	2
Miami	24-15	0-2	0-1	0-0	0-0	0	2	0	0	1	1	10	0
Wake Forest	25-15	2-6	1-3	0-0	0-1	1	1	3	0	0	3	17	5
at Clemson	26-15	2-4	0-1	0-0	0-1	1	0	1	0	0	1	13	4
Maryland	27-15	0-3	0-2	0-0	0-3	3	1	1	0	0	1	17	0

## SINGLE GAME BESTS

### POINTS

Season: 24 vs. Liberty (11/25/08)  
 Career: 24 vs. Liberty (11/25/08)  
 ACC: 15 vs. Clemson (2/15/09)

### REBOUNDS

Season: 6 at Georgia Tech (12/28/08)  
 Career: 6 at Georgia Tech (12/28/08)  
 ACC: 6 at Georgia Tech (12/28/08)

### FG MADE

Season: 8 vs. Liberty (11/25/08)  
 Career: 8 vs. Liberty (11/25/08)  
 ACC: 6 vs. Clemson (2/15/09)

### FG ATTEMPTS

Season: 14 vs. Auburn (12/20/08)  
 Career: 14 vs. Auburn (12/20/08)  
 ACC: 11 at North Carolina (2/7/09)

### 3 PT FG MADE

Season: 6 vs. Liberty (11/25/08)  
 Career: 6 vs. Liberty (11/25/08)  
 ACC: 3 at GT (12/28/08), vs. Clemson (2/15/09)

### 3 PT FG ATTEMPTS

Season: 10 vs. Liberty (11/25/08)  
 Career: 10 vs. Liberty (11/25/08)  
 ACC: 9 at Georgia Tech (12/28/08)

### FT MADE

Season: 4 vs. USF (11/19/08), vs. FSU (1/24/09)  
 Career: 4 vs. USF (11/19/08), vs. FSU (1/24/09)  
 ACC: 4 vs. Florida State (1/24/09)

### FT ATTEMPTS

Season: 8 vs. Florida State (1/24/09)  
 Career: 8 vs. Florida State (1/24/09)  
 ACC: 8 vs. Florida State (1/24/09)

### ASSISTS

Season: 8 at Virginia Tech (1/10/09)  
 Career: 8 at Virginia Tech (1/10/09)  
 ACC: 8 at Virginia Tech (1/10/09)

### TURNOVERS

Season: 6 vs. Clemson (2/15/09)  
 Career: 6 vs. Clemson (2/15/09)  
 ACC: 6 vs. Clemson (2/15/09)

### BLOCKS

Season: 1 vs. VMI (11/16/08), vs. Hampton (12/23/08)  
 Career: 1 on three occasions  
 ACC: --

### STEALS

Season: 5 vs. Florida State (1/24/09)  
 Career: 5 vs. Florida State (1/24/09)  
 ACC: 5 vs. Florida State (1/24/09)

### MINUTES

Season: 39 at Georgia Tech (12/28/08)  
 Career: 39 at Georgia Tech (12/28/08)  
 ACC: 39 at Georgia Tech (12/28/08)

## CAREER STATISTICS

Year	G-GS	Min-Avg.	FG-FGA	Pct.	3FG-3FGA	Pct.	FT-FTA	Pct.	Off-Def.	Reb-Avg.	PF-DQ	Ast	TO	Blk	Stl	Pts-Avg
2007-08	8-0	62-7.8	3-12	.250	1-7	.143	0-2	.000	3-6	9-1.1	8-0	15	9	1	3	7-0.9
ACC	0-0															
2008-09	27-15	664-24.6	82-212	.387	33-105	.314	20-35	.571	9-57	66-2.4	66-2	84	69	2	36	217-8.0
ACC	16-7	362-22.6	32-101	.317	12-56	.214	6-16	.375	6-27	33-2.1	33-0	44	37	0	18	82-5.1
<b>CAREER</b>	<b>35-15</b>	<b>726-20.7</b>	<b>85-224</b>	<b>.379</b>	<b>34-112</b>	<b>.304</b>	<b>20-37</b>	<b>.541</b>	<b>12-63</b>	<b>75-2.1</b>	<b>74-2</b>	<b>99</b>	<b>78</b>	<b>3</b>	<b>39</b>	<b>224-6.4</b>
ACC	16-7	362-22.6	32-101	.317	12-56	.214	6-16	.375	6-27	33-2.1	33-0	44	37	0	18	82-5.1



# 2008-09 VIRGINIA BASKETBALL

## VIRGINIA TEAM AND INDIVIDUAL HIGHS FOR THE 2008-09 SEASON:

TEAM			INDIVIDUAL		
Points:	107	vs. VMI (107-97)	Points:	32	Syven Landesberg vs. Boston College
FG Att:	82	vs. UNC (25-82)	FG Att:	23	Syven Landesberg vs. Boston College
FG Made:	43	vs. VMI (43-79)	FG Made:	13	Syven Landesberg vs. Boston College
FG %:	54.4	vs. VMI (43-79)	FG % <sup>(1)</sup> :	100.0	Sammy Zeglinski (6-6) vs. Clemson
3-FG Att:	32	vs. Liberty (13-32)	3-FG Att:	10	Sammy Zeglinski (6-10) vs. Liberty
3-FG Made:	13	vs. Liberty (13-32)	3-FG Made:	6	Sammy Zeglinski (6-10) vs. Liberty
3-FG %:	50.0	at North Carolina (10-20)	3-FG % <sup>(2)</sup> :	100.0	Jamil Tucker (3-3) at Georgia Tech
FT Att:	30	vs. Florida St. (24-30)	FT Att:	14	Sammy Zeglinski (3-3) vs. Clemson
FT Made:	24	vs. Florida St. (24-30)	FT Made:	14	Syven Landesberg (10-14) vs. Auburn
FT %:	100.0	vs. Wake Forest (8-8)	FT % <sup>(1)</sup> :	100.0	Syven Landesberg (14-14) vs. Florida State
Rebounds:	50	vs. VMI, vs. UNC	Rebounds:	18	Syven Landesberg (14-14) vs. Florida State
Assists:	24	vs. VMI	Rebounds:	18	Mike Scott vs. VMI
Turnovers:	23	at Duke	Assists:	8	Syven Landesberg vs. VMI
Blocks:	10	vs. Hampton, at VT	Assists:	8	Sammy Zeglinski at Virginia Tech
Steals:	13	vs. Boston College	Turnovers:	6	Syven Landesberg vs. Longwood, at VT, vs. FSU
Fouls:	28	at Georgia Tech	Turnovers:	6	Sammy Zeglinski vs. Clemson
			Blocks:	4	Assane Sene vs. Auburn
			Blocks:	4	Assane Sene at Virginia Tech
			Steals:	5	Sammy Zeglinski vs. Florida State

## OPPONENT TEAM AND INDIVIDUAL HIGHS FOR THE 2008-09 SEASON:

TEAM			INDIVIDUAL		
Points:	97	VMI (107-97)	Points:	31	Chavis Holmes, VMI
FG Att:	79	VMI (37-79)	FG Att:	23	Dominique Jones (10-23), USF
FG Made:	37	VMI (37-79)	FG Made:	11	Chavis Holmes (11-20), VMI
FG %:	56.6	Liberty (30-53)	FG % <sup>(1)</sup> :	85.7	Trevor Booker (6-7), at Clemson
3-FG Att:	31	VMI (9-31)	3-FG Att:	10	Tay Waller (2-10), Auburn
3-FG Made:	13	Liberty (13-26)	3-FG Made:	6	Lewis Clinch (3-10), at Georgia Tech
3-FG %:	53.3	Florida State (8-15)	3-FG % <sup>(2)</sup> :	100.0	Terrence Oglesby (5-10), Clemson
FT Att:	38	at Syracuse (27-38)	3-FG %:	6	Kyle Ohman (6-8), Liberty
FT Made:	27	at Syracuse (27-38)	3-FG %:	6	Ty Lawson (3-3), North Carolina
FT %:	93.3	VMI (14-15)	FT Att:	17	Tyler Hansbrough (15-17), North Carolina
Rebounds:	50	at Georgia Tech	FT Made:	15	Tyler Hansbrough (15-17), North Carolina
Assists:	22	at North Carolina	FT % <sup>(1)</sup> :	100.0	Terrence Oglesby (10-10), at Clemson
Turnovers:	22	Florida State	Rebounds:	15	Trevor Booker, at Clemson
Blocks:	10	Radford, UNC	Assists:	11	Eric Hayes, at Maryland
Steals:	15	VMI	Assists:	11	Eric Hayes, at Maryland
Fouls:	28	VMI	Turnovers:	7	Iman Shumpert, at Georgia Tech
			Turnovers:	7	Javier Gonzalez, at NC State
			Blocks:	6	Eric Hall, Radford
			Steals:	5	Al Nolen, at Minnesota

## VIRGINIA AND OPPONENT TEAM LOWS FOR THE 2008-09 SEASON:

VIRGINIA			OPPONENT		
Points:	54	at Duke (54-79)	Points:	48	Hampton (74-48)
FG Att:	46	vs. Maryland (21-46)	FG Att:	45	at Syracuse (21-45)
FG Made:	16	at Minnesota (16-51)	FG Made:	18	Brown (18-51)
FG %:	30.5	vs. N.Carolina (25-82)	FG %:	28.8	Hampton (19-66)
3-FG Att:	9	vs. Radford (1-9)	3-FG Att:	9	Wake Forest (2-9)
3-FG Made:	1	vs. Radford (1-9)	3-FG Made:	2	Wake Forest (2-9)
3-FG %:	7.1	vs. Boston College (1-14)	3-FG %:	21.1	Virginia Tech (4-19)
FT Att:	7	at North Carolina (5-7)	FT Att:	6	Maryland (4-6)
FT Made:	4	at Florida State (4-8)	FT Made:	4	Maryland (4-6)
FT %:	50.0	at Florida State (4-8)	FT %:	41.7	Hampton (5-12)
Rebounds:	25	vs. Florida State	Rebounds:	23	Liberty, Longwood
Assists:	4	vs. Radford	Assists:	7	Radford
Turnovers:	7	vs. Brown, vs. BC	Turnovers:	9	North Carolina, at Duke, Maryland
Blocks:	0	at Florida State	Blocks:	0	Liberty
Steals:	2	vs. Longwood, at Ga. Tech	Steals:	2	USF, BC, at NCSU
Fouls:	9	vs. Maryland	Fouls:	9	North Carolina, at North Carolina

(1) - Min. 5 made; (2) Min. 3 made



# 2008-09 VIRGINIA BASKETBALL

## THE CAVALIERS' RECORD IN 2008-09 WHEN UVa:

leads at halftime.....	7-2
trails at halftime.....	2-14
tied at halftime.....	1-1
goes into overtime.....	2-0
leads by 10 or more points.....	7-2
trails by 10 or more points.....	1-14
shoots 50% or better.....	3-1
shoots less than 50%.....	7-16
shoots less than 45%.....	5-14
shoots less than 40%.....	1-8
opponent shoots 50% or better.....	0-6
opponent shoots less than 50%.....	10-11
opponent shoots less than 45%.....	8-8
opponent shoots less than 40%.....	5-1
has higher FG% than opponent.....	8-2
has lower FG% than opponent.....	2-15
has same FG% as opponent.....	0-0
outrounds its opponent.....	7-8
is outrebounded by opponent.....	2-8
has same rebounds as opponent.....	1-1
has more offensive rebounds than opponent.....	5-9
has fewer offensive rebounds than opponent.....	4-8
has same offensive rebounds as opponent.....	1-0
has fewer turnovers than opponent.....	6-5
has more turnovers than opponent.....	4-10
has same turnovers as opponent.....	0-2
has fewer than 10 turnovers.....	1-1
opponent has fewer than 10 turnovers.....	1-2
shoots more FTs than opponent.....	7-3
shoots fewer FTs than opponent.....	3-14
shoots the same FTs as opponent.....	0-0
has game decided by 10 points or less.....	6-10
has game decided by 5 points or less.....	5-5
scores <60 points.....	0-6
scores 60-69 points.....	2-5
scores 70-79 points.....	4-5
scores 80-89 points.....	2-1
scores 90+ points.....	2-0
allows <60 points.....	2-1
allows 60-69 points.....	4-3
allows 70-79 points.....	1-8
allows 80-89 points.....	2-5
allows 90+ points.....	1-0
wins the tip.....	9-2
loses the tip.....	1-15

## VIRGINIA IN ITS 10 WINS:

UVa's FG percentage.....	45.9 (292-636)
UVa's FT percentage.....	72.7 (168-231)
UVa's 3FG percentage.....	32.5 (54-166)
UVa's offensive rebounds /game.....	14.1 (141)
UVa's rebounds/game.....	41.5 (415)
UVa's rebound margin/game.....	+6.1 (41.5-35.4)
UVa's assists/game.....	14.4 (144)
UVa's turnovers/game.....	14.2 (142)
UVa's points/game.....	80.6 (806)
Opponent's FG percentage.....	40.4 (263-651)
Opponent's points./game.....	68.6 (686)
Opponent's turnovers/game.....	14.7 (147)
Opponent's FT attempts/game.....	16.1 (161)

## VIRGINIA IN ITS 17 LOSSES:

UVa's FG percentage.....	39.2 (388-990)
UVa's FT percentage.....	75.7 (221-292)
UVa's 3FG percentage.....	30.3 (94-310)
UVa's offensive rebounds /game.....	12.1 (205)
UVa's rebounds/game.....	34.1 (580)
UVa's rebound margin/game.....	-1.2 (34.1-35.3)
UVa's assists/game.....	11.2 (191)
UVa's turnovers/game.....	14.8 (251)
UVa's points/game.....	64.2 (1091)
Opponent's FG percentage.....	46.2 (439-950)
Opponent's points./game.....	74.5 (1267)
Opponent's turnovers/game.....	13.6 (231)
Opponent's FT attempts/game.....	22.4 (380)



# 2008-09 VIRGINIA BASKETBALL

## VIRGINIA'S LEADING PERFORMERS IN 2008-09 ...

OPPONENT	SCORE	POINTS	REBOUNDS	ASSISTS
VMI	107-97	Landesberg (28)	Scott (18)	Landesberg (8)
USF	77-75	Landesberg (21)	Tucker (7)	Zeglinski (4)
Radford	68-66	Landesberg (22)	Tucker (6)	Four players (1)
Liberty	82-86	Zeglinski (24)	Scott (17)	Baker (5)
at Syracuse	70-73	Landesberg (16)	Scott (10)	Scott (4)
at Minnesota	56-66	Tucker (12)	Landesberg (6), Scott (6)	Five Players (2)
Longwood	90-61	Landesberg (20)	Tucker (10)	Zeglinski (4)
Auburn	56-58	Landesberg (22)	Sene (9)	Zeglinski (5)
Hampton	74-48	Scott (17)	Scott (15)	Zeglinski (4)
at Georgia Tech	88-84 (ot)	Landesberg (26)	Scott (10)	Zeglinski (6)
Xavier	70-84	Landesberg (25)	Sene (11)	Zeglinski (6)
Brown	74-50	Scott (15)	Scott (10)	Baker (3)
at Virginia Tech	75-78	Landesberg (20)	Sene (8), Landesberg (8)	Zeglinski (8)
North Carolina	61-83	Tucker (12)	Sene (10)	Farrakhan (4)
at Maryland	78-84	Tucker (21)	Landesberg (11)	Landesberg (3), Baker (3)
Florida State	62-73	Landesberg (24)	Landesberg (6)	Baker (3)
at Duke	54-79	Landesberg (20)	Jones (5)	Zeglinski (5)
Boston College	70-80	Landesberg (32)	Sene (13)	Baker (4)
at North Carolina	61-76	Jones (19)	Landesberg (5), Zeglinski (5)	Landesberg (5), Jones (5)
at Florida State	57-68	Landesberg (14)	Scott (9)	Landesberg (3), Zeglinski (3)
Clemson	85-81 (ot)	Landesberg (23)	Scott (10)	Zeglinski (6)
Virginia Tech	75-61	Landesberg (19)	Landesberg (9), Tucker (9)	Landesberg (6), Zeglinski (6)
at NC State	67-72	Landesberg (16)	Landesberg (8)	Landesberg (6)
Miami	55-62	Jones (16)	Landesberg (7)	Baker (3)
Wake Forest	60-70	Baker (13)	Scott (5), Soroye (5), Landesberg (5)	Landesberg (3)
at Clemson	57-75	Baker (18)	Scott (8)	Baker (3)
Maryland	68-63	Diane (23)	Scott (11)	Baker (6)

## ADDITIONAL TEAM INFORMATION ...

Led in scoring:	Landesberg (16), Tucker (3), Baker (2), Jones (2), Scott (2), Diane (1), Zeglinski (1)
Led in rebounding:	Scott (12), Landesberg (9), Sene (5), Tucker (4), Jones (1), Soroye (1), Zeglinski (1)
Led in assists:	Zeglinski (13), Baker (10), Landesberg (8), Scott (3), Farrakhan (2), Diane (1), Jones (1)
20-point or more games (16):	Landesberg (12), Diane (1), Scott (1), Tucker (1), Zeglinski (1)
Double figure scoring (85):	Landesberg (22), Scott (15), Baker (11), Tucker (11), Zeglinski (10), Jones (6), Diane (5), Farrakhan (4), Meyinsse (1)
Double figure rebounds (14):	Scott (9), Sene (3), Landesberg (1), Tucker (1)
Double-doubles (9):	Scott (8), Tucker (1)
Largest halftime lead:	15 vs. Longwood, Dec. 17 (42-27)
Largest halftime deficit:	22 at Duke, Feb. 1 (21-43)
Largest halftime deficit overcome in a victory:	2 vs. Radford, Nov. 21 (27-29)
Largest halftime lead surrendered in a loss:	11 at Syracuse, Nov. 28 (40-29)
Largest deficit overcome in a victory:	13 vs. Maryland, March 7 (Maryland led 21-8 @ 6:11 1st half)
Largest lead surrendered in a loss:	13 at Syracuse, Nov. 28 (UVA led 40-27 @ 0:30 1st half)
Largest deficit at any time:	28 vs. Xavier, Jan. 3 (XU led 60-32 @ 13:00 2nd half)
Largest lead at any time:	29 vs. Longwood, Dec. 17 (UVA led 90-61 @ 0:31 2nd half)
Most consecutive points scored:	16 vs. Longwood
Most consecutive points allowed:	19 by Xavier



**The Automated ScoreBook**  
**Virginia Season Schedule/Results & Leaders (as of Mar 07, 2009)**  
**All games**

<b>RECORD:</b>	<b>OVERALL</b>	<b>HOME</b>	<b>AWAY</b>	<b>NEUTRAL</b>
ALL GAMES	10-17	9-8	1-9	0-0
CONFERENCE	4-12	3-5	1-7	0-0
NON-CONFERENCE	6-5	6-3	0-2	0-0

<b>Date</b>	<b>Opponent</b>	<b>Score</b>	<b>Att.</b>	<b>High Points</b>	<b>High Rebounds</b>
11/16/08	VMI	W 107-97	9955	(28)Sylvan Landesberg	(18)Mike Scott
11/19/08	USF	W 77-75	8810	(21)Sylvan Landesberg	(7)Jamil Tucker
11/21/08	RADFORD	W 68-66	10311	(22)Sylvan Landesberg	(6)Jamil Tucker
11/25/08	LIBERTY	82-86 L	9263	(24)Sammy Zeglinski	(17)Mike Scott
11/28/08	at Syracuse	70-73 L	22096	(16)Sylvan Landesberg	(10)Mike Scott
12/02/08	at Minnesota	56-66 L	12424	(12)Jamil Tucker	(6)Sylvan Landesberg (6)Mike Scott
12/17/08	LONGWOOD	W 90-61	8543	(20)Sylvan Landesberg	(10)Jamil Tucker
12/20/08	AUBURN	56-58 L	11070	(22)Sylvan Landesberg	(9)Assane Sene
12/23/08	HAMPTON	W 74-48	9158	(17)Mike Scott	(15)Mike Scott
12/28/08	*at Georgia Tech	WOT 88-84	7230	(26)Sylvan Landesberg	(10)Mike Scott
01/03/09	XAVIER	70-84 L	10174	(25)Sylvan Landesberg	(11)Assane Sene
01/06/09	BROWN	W 74-50	8357	(15)Mike Scott	(10)Mike Scott
01/10/09	*at Virginia Tech	75-78 L	9847	(20)Sylvan Landesberg	(8)Sylvan Landesberg (8)Assane Sene
01/15/09	*NORTH CAROLINA	61-83 L	13811	(12)Jamil Tucker	(10)Assane Sene
01/20/09	*at Maryland	78-84 L	16205	(21)Jamil Tucker	(11)Sylvan Landesberg
01/24/09	*FLORIDA STATE	62-73 L	10981	(24)Sylvan Landesberg	(6)Sylvan Landesberg
2/1/09	*at Duke	54-79 L	9314	(20)Sylvan Landesberg	(5)Jeff Jones
02/04/09	*BOSTON COLLEGE	70-80 L	9631	(32)Sylvan Landesberg	(13)Assane Sene
02/07/09	*at North Carolina	61-76 L	20879	(19)Jeff Jones	(5)Sammy Zeglinski (5)Sylvan Landesberg
02/10/09	*at Florida State	57-68 L	7921	(14)Sylvan Landesberg	(9)Mike Scott
02/15/09	*CLEMSON	WOT 85-81	10971	(23)Sylvan Landesberg	(10)Mike Scott
02/18/08	*VIRGINIA TECH	W 75-61	11174	(19)Sylvan Landesberg	(9)Sylvan Landesberg (9)Jamil Tucker
02/21/09	*at NC State	67-72 L	16353	(16)Sylvan Landesberg	(8)Sylvan Landesberg
02/26/09	*MIAMI	55-62 L	9392	(16)Jeff Jones	(7)Sylvan Landesberg
02/28/09	*WAKE FOREST	60-70 L	11065	(13)Calvin Baker	(5)Mike Scott (5)Sylvan Landesberg (5)Tunji Soroye
3/3/09	*at Clemson	57-75 L	8150	(18)Calvin Baker	(8)Mike Scott
03/07/09	*MARYLAND	W 68-63	11050	(23)Mamadi Diane	(11)Mike Scott

\* - Conference game

<b>Attendance Summary</b>	<b>Games</b>	<b>Attend</b>	<b>Avg/Game</b>
Home	17	173716	10219
Away	10	130419	13042
Neutral	0	0	0
Total	27	304135	11264

**The Automated ScoreBook**  
**Virginia Points-Rebounds-Assists (as of Mar 07, 2009)**  
**All games**

Opponent	Date	Score	02		04		05		12		13		15		21	
			FARRAKHAN	BAKER,CALV	SENE,ASSAN	TUCKER,JAM	ZEGLINSKI,	LANDESBER	SOROYE,TUN							
VMI	11/16/08	107-97	w	2-0-0	4-5-7	DNP	14-3-0	11-4-6	28-8-8	DNP						
USF	11/19/08	77-75	w	0-0-0	3-1-2	DNP	15-7-1	9-5-4	21-4-0	3-6-0						
RADFORD	11/21/08	68-66	w	0-1-0	9-0-1	DNP	4-6-0	11-5-1	22-4-0	8-5-0						
LIBERTY	11/25/08	82-86	L	5-0-1	15-3-5	DNP	0-1-0	24-2-4	17-9-2	DNP						
at Syracuse	11/28/08	70-73	L	2-0-0	14-3-3	1-1-1	0-2-0	14-4-2	16-3-3	0-1-0						
at Minnesota	12/02/08	56-66	L	4-2-2	9-2-2	2-4-0	12-4-0	10-1-2	10-6-2	DNP						
LONGWOOD	12/17/08	90-61	w	5-0-0	14-6-3	6-5-1	11-10-3	14-4-4	20-9-1	DNP						
AUBURN	12/20/08	56-58	L	DNP	9-4-4	2-9-2	0-1-0	9-1-5	22-6-1	DNP						
HAMPTON	12/23/08	74-48	w	10-1-2	5-3-3	2-6-0	10-6-0	11-3-4	9-3-3	2-1-1						
at Georgia Tech	12/28/08	88-84	w	12-1-1	13-5-0	2-1-0	15-6-2	9-6-6	26-6-5	0-0-0						
XAVIER	01/03/09	70-84	L	5-1-0	0-1-0	6-11-1	0-0-0	8-2-6	25-7-4	0-0-0						
BROWN	01/06/09	74-50	w	9-1-1	0-2-3	6-3-1	8-5-2	14-2-2	4-5-0	DNP						
at Virginia Tech	01/10/09	75-78	L	17-0-0	3-1-2	6-8-0	5-2-0	4-2-8	20-8-5	0-1-0						
NORTH CAROLINA	01/15/09	61-83	L	10-1-4	11-1-2	2-10-0	12-5-1	3-2-1	2-4-1	DNP						
at Maryland	01/20/09	78-84	L	2-1-1	16-0-3	4-7-0	21-3-0	0-0-1	7-11-3	DNP						
FLORIDA STATE	01/24/09	62-73	L	0-1-0	6-4-3	0-1-0	10-2-1	8-2-0	24-6-2	0-0-0						
at Duke	2/1/09	54-79	L	2-1-1	3-2-1	4-2-0	0-3-0	8-2-5	20-2-1	DNP						
BOSTON COLLEGE	02/04/09	70-80	L	0-0-0	8-0-4	5-13-0	3-4-0	3-1-1	32-6-3	DNP						
at North Carolina	02/07/09	61-76	L	DNP	3-3-2	0-3-0	6-2-1	11-5-2	16-5-5	2-3-0						
at Florida State	02/10/09	57-68	L	0-1-0	8-2-1	2-5-0	6-1-0	7-2-3	14-6-3	4-3-0						
CLEMSON	02/15/09	85-81	w	DNP	4-3-1	0-0-0	11-4-2	15-1-6	23-4-3	2-4-0						
VIRGINIA TECH	02/18/08	75-61	w	DNP	10-2-2	4-4-0	13-9-2	3-3-6	19-9-6	6-2-0						
at NC State	02/21/09	67-72	L	0-0-0	13-2-5	2-3-0	6-5-1	2-2-1	16-8-6	0-1-0						
MIAMI	02/26/09	55-62	L	2-1-0	11-0-3	0-3-0	3-1-1	0-0-2	13-7-0	2-3-0						
WAKE FOREST	02/28/09	60-70	L	DNP	13-1-1	DNP	0-2-1	5-1-1	10-5-3	4-5-0						
at Clemson	3/3/09	57-75	L	2-1-0	18-1-3	DNP	2-2-1	4-1-0	3-7-1	0-3-0						
MARYLAND	03/07/09	68-63	w	4-0-1	9-4-6	0-0-0	7-6-1	0-3-1	14-4-2	0-1-0						

Opponent	Date	Score	22		23		24		25		32		45		55	
			SHERRILL,W	JONES,JEFF	DIANE,MAMA	BRANDENBU	SCOTT,MIKE	TAT,SOLOMO	MEYINSSE,J							
VMI	11/16/08	107-97	w	DNP	8-3-2	14-7-1	DNP	26-18-0	DNP	DNP						
USF	11/19/08	77-75	w	DNP	3-0-1	13-3-1	DNP	10-6-1	DNP	0-0-0						
RADFORD	11/21/08	68-66	w	0-3-0	6-2-0	3-5-1	0-1-0	5-5-1	0-0-0	0-0-0						
LIBERTY	11/25/08	82-86	L	DNP	10-1-3	0-2-2	DNP	9-17-1	0-0-0	2-1-0						
at Syracuse	11/28/08	70-73	L	DNP	3-2-1	0-2-0	DNP	10-10-4	DNP	10-8-0						
at Minnesota	12/02/08	56-66	L	DNP	DNP	4-1-1	DNP	0-6-2	DNP	5-5-0						
LONGWOOD	12/17/08	90-61	w	0-0-0	7-3-0	3-1-0	2-1-0	8-6-0	DNP	0-1-0						
AUBURN	12/20/08	56-58	L	DNP	5-1-1	0-0-0	DNP	9-3-0	DNP	0-1-0						
HAMPTON	12/23/08	74-48	w	0-0-1	2-1-1	4-3-0	2-2-0	17-15-1	DNP	0-0-0						
at Georgia Tech	12/28/08	88-84	w	DNP	0-0-0	0-1-1	DNP	11-10-1	DNP	0-2-0						
XAVIER	01/03/09	70-84	L	DNP	1-0-0	7-2-0	DNP	16-5-0	2-2-1	0-0-0						
BROWN	01/06/09	74-50	w	0-0-0	3-3-0	7-1-1	2-1-0	15-10-0	2-1-1	4-3-1						
at Virginia Tech	01/10/09	75-78	L	DNP	DNP	4-2-0	DNP	16-6-0	DNP	0-0-0						
NORTH CAROLINA	01/15/09	61-83	L	0-0-0	6-4-0	4-5-0	0-0-0	11-7-0	0-0-0	0-1-0						
at Maryland	01/20/09	78-84	L	DNP	0-0-0	9-1-2	0-0-0	16-10-0	0-0-0	3-1-0						
FLORIDA STATE	01/24/09	62-73	L	DNP	8-1-0	3-1-1	DNP	2-4-1	DNP	1-2-0						
at Duke	2/1/09	54-79	L	0-0-0	3-5-2	0-2-0	DNP	10-4-0	0-2-0	4-2-0						
BOSTON COLLEGE	02/04/09	70-80	L	DNP	10-5-0	0-0-0	DNP	7-0-0	2-2-0	0-0-0						
at North Carolina	02/07/09	61-76	L	0-0-0	19-4-5	DNP	0-0-0	2-2-1	2-2-1	DNP						
at Florida State	02/10/09	57-68	L	DNP	8-4-1	DNP	DNP	8-9-1	0-3-0	DNP						
CLEMSON	02/15/09	85-81	w	DNP	12-1-3	DNP	DNP	18-10-3	0-1-1	DNP						
VIRGINIA TECH	02/18/08	75-61	w	0-0-0	8-1-1	DNP	DNP	10-4-1	2-0-0	DNP						
at NC State	02/21/09	67-72	L	DNP	9-0-0	11-1-0	DNP	8-1-0	0-0-0	DNP						
MIAMI	02/26/09	55-62	L	DNP	16-4-0	0-1-1	DNP	8-4-1	0-2-0	DNP						
WAKE FOREST	02/28/09	60-70	L	DNP	8-3-2	12-2-1	DNP	8-5-0	0-0-0	DNP						
at Clemson	3/3/09	57-75	L	1-0-0	11-0-0	0-0-0	2-1-0	13-8-1	1-1-1	DNP						
MARYLAND	03/07/09	68-63	w	DNP	0-0-0	23-2-1	DNP	11-11-1	DNP	DNP						

**The Automated ScoreBook**  
**Virginia Team Game-by-Game Comparison (as of Mar 07, 2009)**  
**All games**

Opponent	1st	2nd	Score	Mar	Total FG	FG Pct	3-Pointers	3FG Pct	Free Throws	FT Pct	Rebounds	Assist	T/Over	Block	Steal	Fouls
VMI	51/45	56/52	107-97	+10	43-79/37-79	.544/.468	3-16/9-31	.188/.290	18-28/14-15	.643/.933	50/35 +15	24/17	20/19	4/3	12/15	14/28
USF	34/34	43/41	77-75	+2	27-67/32-65	.403/.492	5-19/5-15	.263/.333	18-28/6-12	.643/.500	39/39 -	10/13	10/14	3/4	8/2	15/19
RADFORD	27/29	41/37	68-66	+2	24-65/24-62	.369/.387	1-9/4-12	.111/.333	19-24/14-25	.792/.560	43/40 +3	4/7	14/15	3/10	6/3	24/25
LIBERTY	32/35	50/51	82-86	(4)	27-58/30-53	.466/.566	13-32/13-26	.406/.500	15-19/13-20	.789/.650	37/23 +14	18/21	14/11	1/0	5/5	18/17
Syracuse	40/29	30/44	70-73	(3)	27-64/21-45	.422/.467	4-14/4-13	.286/.308	12-17/27-38	.706/.711	38/33 +5	14/15	12/15	2/9	10/6	27/15
Minnesota	29/32	27/34	56-66	(10)	16-51/22-53	.314/.415	6-20/6-24	.300/.250	18-22/16-21	.818/.762	40/32 +8	11/15	19/12	2/7	5/10	20/15
LONGWOOD	42/27	48/34	90-61	+29	33-64/25-65	.516/.385	6-16/5-22	.375/.227	18-24/6-11	.750/.545	49/23 +26	12/12	17/13	5/5	2/6	14/21
AUBURN	21/32	35/26	56-58	(2)	18-49/22-64	.367/.344	5-18/6-27	.278/.222	15-21/8-15	.714/.533	30/44 (14)	13/9	12/12	6/4	8/6	14/17
HAMPTON	38/27	36/21	74-48	+26	25-62/19-66	.403/.288	7-23/5-22	.304/.227	17-20/5-12	.850/.417	47/37 +10	16/11	13/14	10/7	6/6	12/18
Georgia Tech	44/37	30/37	88-84	+4	31-70/31-72	.443/.431	9-23/6-18	.391/.333	17-22/16-33	.773/.485	42/50 (8)	16/11	13/12	6/4	2/7	28/21
XAVIER	26/42	44/42	70-84	(14)	24-64/29-65	.375/.446	5-15/9-22	.333/.409	17-21/17-25	.810/.680	35/44 (9)	12/15	12/10	3/5	4/4	23/19
BROWN	39/29	35/21	74-50	+24	29-62/18-51	.468/.353	3-13/7-17	.231/.412	13-21/7-9	.619/.778	41/29 +12	12/12	7/17	6/4	9/5	15/14
Virginia Tech	33/40	42/38	75-78	(3)	29-55/28-63	.527/.444	7-17/5-10	.412/.500	10-15/17-25	.667/.680	33/32 +1	15/12	17/11	10/3	3/7	23/15
NORTH CAROLINA	36/50	25/33	61-83	(22)	25-82/27-64	.305/.422	4-27/5-14	.148/.357	7-9/24-28	.778/.857	50/47 +3	9/21	10/9	6/10	4/3	17/9
Maryland	30/45	48/39	78-84	(6)	27-59/29-54	.458/.537	6-20/5-10	.300/.500	18-21/21-24	.857/.875	35/25 +10	10/20	19/13	2/3	3/11	21/16
FLORIDA STATE	16/30	46/43	62-73	(11)	17-48/27-54	.354/.500	4-14/8-15	.286/.533	24-30/11-13	.800/.846	25/31 (6)	8/16	19/22	4/4	12/9	13/22
Duke	21/43	33/36	54-79	(25)	21-49/31-67	.429/.463	3-12/9-27	.250/.333	9-13/8-14	.692/.571	29/34 (5)	10/15	23/9	3/3	4/9	18/17
BOSTON COLLEGE	22/42	48/38	70-80	(10)	23-69/24-47	.333/.511	1-14/6-17	.071/.353	23-29/26-31	.793/.839	32/41 (9)	8/13	7/20	5/5	13/2	26/22
North Carolina	25/33	36/43	61-76	(15)	23-63/28-67	.365/.418	10-20/9-25	.500/.360	5-7/11-17	.714/.647	34/46 (12)	17/22	12/12	3/6	9/5	16/9
Florida State	22/20	35/48	57-68	(11)	23-67/23-47	.343/.489	7-27/9-21	.259/.429	4-8/13-19	.500/.684	42/30 +12	9/18	14/11	0/6	6/8	22/11
CLEMSON	33/25	41/49	85-81	+4	34-64/28-65	.531/.431	7-15/9-26	.467/.346	10-16/16-21	.625/.762	30/37 (7)	19/13	20/21	3/2	7/10	20/19
VIRGINIA TECH	39/29	36/32	75-61	+14	25-57/22-60	.439/.367	7-18/4-19	.389/.211	18-24/13-17	.750/.765	38/37 +1	18/10	10/13	3/5	3/5	18/23
NC State	29/33	38/39	67-72	(5)	25-57/25-47	.439/.532	5-12/8-18	.417/.444	12-18/14-22	.667/.636	32/32 -	13/13	13/20	2/6	11/2	20/18
MIAMI	29/29	26/33	55-62	(7)	20-50/22-50	.400/.440	5-16/7-18	.313/.389	10-11/11-13	.909/.846	33/28 +5	8/14	16/13	5/3	7/7	13/12
WAKE FOREST	24/30	36/40	60-70	(10)	23-56/25-58	.411/.431	6-22/2-9	.273/.222	8-8/18-30	.000/.600	28/42 (14)	9/8	17/15	6/5	6/8	22/12
Clemson	31/32	26/43	57-75	(18)	20-49/26-52	.408/.500	3-10/4-16	.300/.250	14-23/19-25	.609/.760	27/36 (9)	7/18	15/16	4/6	6/8	21/21
MARYLAND	26/27	42/36	68-63	+5	21-46/27-66	.457/.409	6-14/5-22	.429/.227	20-24/4-6	.833/.667	36/27 +9	13/19	18/9	2/1	3/7	9/18

Note: Game totals are displayed in the format TEAM/OPPONENT for each category

**The Automated ScoreBook**  
**Virginia Game-by-Game Highs (as of Mar 07, 2009)**  
**All games**

Opponent	Date	Score	Points	Rebounds	Assists	Steals	Blocked shots
VMI	11/16/08	107-97	28-Sylven Landesberg	18-Mike Scott	8-Sylven Landesberg	4-Calvin Baker	1-Sammy Zeglinski Mamadi Diane Jamil Tucker Jeff Jones
USF	11/19/08	77-75	21-Sylven Landesberg	7-Jamil Tucker	4-Sammy Zeglinski	3-Sylven Landesberg	2-Tunji Soroye
RADFORD	11/21/08	68-66	22-Sylven Landesberg	6-Jamil Tucker	1-Sammy Zeglinski Calvin Baker Mamadi Diane Mike Scott	2-Tunji Soroye	2-Tunji Soroye
LIBERTY	11/25/08	82-86	24-Sammy Zeglinski	17-Mike Scott	5-Calvin Baker	2-Jeff Jones Sammy Zeglinski	1-Mamadi Diane
at Syracuse	11/28/08	70-73	16-Sylven Landesberg	10-Mike Scott	4-Mike Scott	4-Calvin Baker	1-Jerome Meyinsse Assane Sene
at Minnesota	12/02/08	56-66	12-Jamil Tucker	6-Mike Scott Sylven Landesberg	2-Sammy Zeglinski Mike Scott Sylven Landesberg Mustapha Farrakhan Calvin Baker	2-Mustapha Farrakhan Jamil Tucker	1-Mamadi Diane Jerome Meyinsse
LONGWOOD	12/17/08	90-61	20-Sylven Landesberg	10-Jamil Tucker	4-Sammy Zeglinski	1-Calvin Baker Sammy Zeglinski	2-Assane Sene
AUBURN	12/20/08	56-58	22-Sylven Landesberg	9-Assane Sene	5-Sammy Zeglinski	3-Mike Scott	4-Assane Sene
HAMPTON	12/23/08	74-48	17-Mike Scott	15-Mike Scott	4-Sammy Zeglinski	4-Sammy Zeglinski	2-Mike Scott Jerome Meyinsse Assane Sene Tunji Soroye
at Georgia Tech	12/28/08	88-84	26-Sylven Landesberg	10-Mike Scott	6-Sammy Zeglinski	1-Calvin Baker Sammy Zeglinski	2-Mike Scott Jerome Meyinsse Assane Sene
XAVIER	01/03/09	70-84	25-Sylven Landesberg	11-Assane Sene	6-Sammy Zeglinski	2-Sammy Zeglinski	2-Assane Sene
BROWN	01/06/09	74-50	15-Mike Scott	10-Mike Scott	3-Calvin Baker	2-Sammy Zeglinski Jamil Tucker Calvin Baker	3-Assane Sene
at Virginia Tech	01/10/09	75-78	20-Sylven Landesberg	8-Assane Sene Sylven Landesberg	8-Sammy Zeglinski	1-Sylven Landesberg Mamadi Diane Jerome Meyinsse	4-Assane Sene
NORTH CAROLINA	01/15/09	61-83	12-Jamil Tucker	10-Assane Sene	4-Mustapha Farrakhan	2-Calvin Baker	2-Jamil Tucker Mustapha Farrakhan
at Maryland	01/20/09	78-84	21-Jamil Tucker	11-Sylven Landesberg	3-Calvin Baker Sylven Landesberg	1-Mamadi Diane Jamil Tucker Mike Scott	1-Mamadi Diane Jamil Tucker
FLORIDA STATE	01/24/09	62-73	24-Sylven Landesberg	6-Sylven Landesberg	3-Calvin Baker	5-Sammy Zeglinski	3-Assane Sene
at Duke	2/1/09	54-79	20-Sylven Landesberg	5-Jeff Jones	5-Sammy Zeglinski	2-Sammy Zeglinski	2-Mamadi Diane
BOSTON COLLEGE	02/04/09	70-80	32-Sylven Landesberg	13-Assane Sene	4-Calvin Baker	3-Sammy Zeglinski Sylven Landesberg Jeff Jones Calvin Baker	2-Calvin Baker Assane Sene
at North Carolina	02/07/09	61-76	19-Jeff Jones	5-Sylven Landesberg Sammy Zeglinski	5-Jeff Jones Sylven Landesberg	2-John Brandenburg Jamil Tucker	1-Assane Sene Jeff Jones John Brandenburg
at Florida State	02/10/09	57-68	14-Sylven Landesberg	9-Mike Scott	3-Sylven Landesberg Sammy Zeglinski	2-Sylven Landesberg	None
CLEMSON	02/15/09	85-81	23-Sylven Landesberg	10-Mike Scott	6-Sammy Zeglinski	3-Sylven Landesberg Mike Scott	1-Jamil Tucker Assane Sene

**The Automated ScoreBook**  
**Virginia Game-by-Game Highs (as of Mar 07, 2009)**  
**All games**

<b>Opponent</b>	<b>Date</b>	<b>Score</b>	<b>Points</b>	<b>Rebounds</b>	<b>Assists</b>	<b>Steals</b>	<b>Blocked shots</b>
VIRGINIA TECH	02/18/08	75-61	19-Syven Landesberg	9-Jamil Tucker Sylven Landesberg	6-Syven Landesberg Sammy Zeglinski	2-Sammy Zeglinski	Tunji Soroye 2-Assane Sene
at NC State	02/21/09	67-72	16-Syven Landesberg	8-Syven Landesberg	6-Syven Landesberg	3-Calvin Baker	1-Assane Sene Tunji Soroye
MIAMI	02/26/09	55-62	16-Jeff Jones	7-Syven Landesberg	3-Calvin Baker	2-Jeff Jones	2-Assane Sene Tunji Soroye
WAKE FOREST	02/28/09	60-70	13-Calvin Baker	5-Tunji Soroye Sylven Landesberg Mike Scott	3-Syven Landesberg	2-Mamadi Diane	2-Jamil Tucker Mike Scott Tunji Soroye
at Clemson	3/3/09	57-75	18-Calvin Baker	8-Mike Scott	3-Calvin Baker	3-Calvin Baker	3-Tunji Soroye
MARYLAND	03/07/09	68-63	23-Mamadi Diane	11-Mike Scott	6-Calvin Baker	1-Syven Landesberg Mustapha Farrakhan Mike Scott	1-Mamadi Diane Tunji Soroye

**The Automated ScoreBook**  
**Virginia Team Game-by-Game (as of Mar 07, 2009)**  
**All games**

TEAM STATISTICS

Opponent	Date	Score		Total		3-Pointers		Free throws		Rebounds				pf	a	t/o	blk	stl	pts	avg
				fg-fga	pct	3fg-fga	pct	ft-fa	pct	off	def	tot	avg							
VMI	11/16/08	107-97	W	43-79	.544	3-16	.188	18-28	.643	23	27	50	50.0	14	24	20	4	12	107	107.0
USF	11/19/08	77-75	W	27-67	.403	5-19	.263	18-28	.643	17	22	39	44.5	15	10	10	3	8	77	92.0
RADFORD	11/21/08	68-66	W	24-65	.369	1-9	.111	19-24	.792	16	27	43	44.0	24	4	14	3	6	68	84.0
LIBERTY	11/25/08	82-86	L	27-58	.466	13-32	.406	15-19	.789	11	26	37	42.2	18	18	14	1	5	82	83.5
at Syracuse	11/28/08	70-73	L	27-64	.422	4-14	.286	12-17	.706	13	25	38	41.4	27	14	12	2	10	70	80.8
at Minnesota	12/02/08	56-66	L	16-51	.314	6-20	.300	18-22	.818	14	26	40	41.2	20	11	19	2	5	56	76.7
LONGWOOD	12/17/08	90-61	W	33-64	.516	6-16	.375	18-24	.750	13	36	49	42.3	14	12	17	5	2	90	78.6
AUBURN	12/20/08	56-58	L	18-49	.367	5-18	.278	15-21	.714	2	28	30	40.8	14	13	12	6	8	56	75.8
HAMPTON	12/23/08	74-48	W	25-62	.403	7-23	.304	17-20	.850	16	31	47	41.4	12	16	13	10	6	74	75.6
at Georgia Tech	12/28/08	88-84	Wot	31-70	.443	9-23	.391	17-22	.773	11	31	42	41.5	28	16	13	6	2	88	76.8
XAVIER	01/03/09	70-84	L	24-64	.375	5-15	.333	17-21	.810	12	23	35	40.9	23	12	12	3	4	70	76.2
BROWN	01/06/09	74-50	W	29-62	.468	3-13	.231	13-21	.619	14	27	41	40.9	15	12	7	6	9	74	76.0
at Virginia Tech	01/10/09	75-78	L	29-55	.527	7-17	.412	10-15	.667	7	26	33	40.3	23	15	17	10	3	75	75.9
NORTH CAROLINA	01/15/09	61-83	L	25-82	.305	4-27	.148	7-9	.778	24	26	50	41.0	17	9	10	6	4	61	74.9
at Maryland	01/20/09	78-84	L	27-59	.458	6-20	.300	18-21	.857	16	19	35	40.6	21	10	19	2	3	78	75.1
FLORIDA STATE	01/24/09	62-73	L	17-48	.354	4-14	.286	24-30	.800	12	13	25	39.6	13	8	19	4	12	62	74.2
at Duke	2/1/09	54-79	L	21-49	.429	3-12	.250	9-13	.692	8	21	29	39.0	18	10	23	3	4	54	73.1
BOSTON COLLEGE	02/04/09	70-80	L	23-69	.333	1-14	.071	23-29	.793	18	14	32	38.6	26	8	7	5	13	70	72.9
at North Carolina	02/07/09	61-76	L	23-63	.365	10-20	.500	5-7	.714	8	26	34	38.4	16	17	12	3	9	61	72.3
at Florida State	02/10/09	57-68	L	23-67	.343	7-27	.259	4-8	.500	21	21	42	38.5	22	9	14	0	6	57	71.5
CLEMSON	02/15/09	85-81	Wot	34-64	.531	7-15	.467	10-16	.625	8	22	30	38.1	20	19	20	3	7	85	72.1
VIRGINIA TECH	02/18/08	75-61	W	25-57	.439	7-18	.389	18-24	.750	15	23	38	38.1	18	18	10	3	3	75	72.3
at NC State	02/21/09	67-72	L	25-57	.439	5-12	.417	12-18	.667	13	19	32	37.9	20	13	13	2	11	67	72.0
MIAMI	02/26/09	55-62	L	20-50	.400	5-16	.313	10-11	.909	12	21	33	37.7	13	8	16	5	7	55	71.3
WAKE FOREST	02/28/09	60-70	L	23-56	.411	6-22	.273	8-8	1.000	5	23	28	37.3	22	9	17	6	6	60	70.9
at Clemson	3/3/09	57-75	L	20-49	.408	3-10	.300	14-23	.609	9	18	27	36.9	21	7	15	4	6	57	70.3
MARYLAND	03/07/09	68-63	W	21-46	.457	6-14	.429	20-24	.833	8	28	36	36.9	9	13	18	2	3	68	70.3
Virginia		1897		680-1626	.418	148-476	.311	389-523	.744	346	649	995	36.9	503	335	393	109	174	1897	70.3
Opponents		1953		702-1601	.438	174-516	.337	375-541	.693	312	642	954	35.3	473	390	378	130	176	1953	72.3

Games played: 27  
Points/game: 70.3  
FG Pct: 41.8  
3FG Pct: 31.1  
FT Pct: 74.4

Rebounds/game: 36.9  
Assists/game: 12.4  
Turnovers/game: 14.6  
Assist/turnover ratio: 0.9  
Steals/game: 6.4  
Blocks/game: 4.0

**The Automated ScoreBook**  
**Virginia Overall Team Statistics (as of Mar 07, 2009)**  
**All games**

<b>TEAM STATISTICS</b>	<b>VA</b>	<b>OPP</b>
<b>SCORING</b>	1897	1953
Points per game	70.3	72.3
Scoring margin	-2.1	-
<b>FIELD GOALS-ATT</b>	680-1626	702-1601
Field goal pct	.418	.438
<b>3 POINT FG-ATT</b>	148-476	174-516
3-point FG pct	.311	.337
3-pt FG made per game	5.5	6.4
<b>FREE THROWS-ATT</b>	389-523	375-541
Free throw pct	.744	.693
F-Throws made per game	14.4	13.9
<b>REBOUNDS</b>	995	954
Rebounds per game	36.9	35.3
Rebounding margin	+1.5	-
<b>ASSISTS</b>	335	390
Assists per game	12.4	14.4
<b>TURNOVERS</b>	393	378
Turnovers per game	14.6	14.0
Turnover margin	-0.6	-
Assist/turnover ratio	0.9	1.0
<b>STEALS</b>	174	176
Steals per game	6.4	6.5
<b>BLOCKS</b>	109	130
Blocks per game	4.0	4.8
<b>WINNING STREAK</b>	1	-
Home win streak	1	-
<b>ATTENDANCE</b>	173716	130419
Home games-Avg/Game	17-10219	10-13042
Neutral site-Avg/Game	-	0-0

<b>Score by Periods</b>	<b>1st</b>	<b>2nd</b>	<b>OT</b>	<b>Totals</b>
Virginia	839	1033	25	1897
Opponents	906	1030	17	1953

**The Automated ScoreBook**  
**Virginia Season Box Score (as of Mar 07, 2009)**  
**All games**

<b>RECORD:</b>	<b>OVERALL</b>	<b>HOME</b>	<b>AWAY</b>	<b>NEUTRAL</b>
ALL GAMES	10-17	9-8	1-9	0-0
CONFERENCE	4-12	3-5	1-7	0-0
NON-CONFERENCE	6-5	6-3	0-2	0-0

#	Player	gp-gs	min	Total			3-Point		F-Throw		Rebounds								pts	avg		
				avg	fg-fga	fg%	3fg-fga	3fg%	ft-fa	ft%	off	def	tot	avg	pf	dq	a	to			blk	stl
15	Sylvén Landesberg	27-26	920	34.1	147-335	.439	16-50	.320	143-178	.803	45	117	162	6.0	48	1	73	74	3	27	453	16.8
	Conference-Only...	16-16	570	35.6	88-210	.419	10-32	.313	73-91	.802	26	72	98	6.1	28	0	49	50	1	16	259	16.2
32	Mike Scott	27-18	743	27.5	110-199	.553	2-6	.333	62-82	.756	88	108	196	7.3	63	1	21	45	9	24	284	10.5
	Conference-Only...	16-7	431	26.9	59-110	.536	2-2	1.000	39-52	.750	45	50	95	5.9	41	1	11	30	5	14	159	9.9
04	Calvin Baker	27-21	672	24.9	81-200	.405	21-68	.309	48-55	.873	7	54	61	2.3	52	2	72	70	5	32	231	8.6
	Conference-Only...	16-11	411	25.7	53-122	.434	15-39	.385	28-30	.933	5	26	31	1.9	33	0	39	43	4	18	149	9.3
13	Sammy Zeglinski	27-15	664	24.6	82-212	.387	33-105	.314	20-35	.571	9	57	66	2.4	66	2	84	69	2	36	217	8.0
	Conference-Only...	16-7	362	22.6	32-101	.317	12-56	.214	6-16	.375	6	27	33	2.1	33	0	44	37	0	18	82	5.1
12	Jamil Tucker	27-4	496	18.4	69-158	.437	29-73	.397	27-41	.659	31	71	102	3.8	59	1	20	29	15	15	194	7.2
	Conference-Only...	16-1	318	19.9	43-99	.434	20-48	.417	14-19	.737	19	38	57	3.6	40	1	14	20	9	9	120	7.5
23	Jeff Jones	25-9	483	19.3	59-171	.345	26-91	.286	22-26	.846	7	41	48	1.9	30	0	23	15	3	13	166	6.6
	Conference-Only...	15-9	311	20.7	42-112	.375	17-57	.298	17-20	.850	5	27	32	2.1	20	0	14	10	2	9	118	7.9
24	Mamadi Diane	23-11	385	16.7	48-132	.364	8-43	.186	17-25	.680	19	26	45	2.0	32	0	14	24	9	12	121	5.3
	Conference-Only...	12-6	167	13.9	25-58	.431	6-20	.300	10-13	.769	5	13	18	1.5	14	0	7	13	5	6	66	5.5
02	Mustapha Farrakhan	22-2	225	10.2	31-90	.344	13-39	.333	18-18	1.000	4	10	14	0.6	27	1	14	17	2	4	93	4.2
	Conference-Only...	12-0	135	11.3	17-54	.315	8-26	.308	9-9	1.000	2	6	8	0.7	16	1	8	9	2	2	51	4.3
05	Assane Sene	21-16	372	17.7	25-64	.391	0-0	.000	6-21	.286	35	64	99	4.7	58	2	6	16	34	0	56	2.7
	Conference-Only...	14-12	245	17.5	15-42	.357	0-0	.000	1-8	.125	24	36	60	4.3	35	1	0	12	20	0	31	2.2
21	Tunji Soroye	17-4	180	10.6	13-22	.591	0-0	.000	7-12	.583	18	21	39	2.3	28	1	1	11	17	5	33	1.9
	Conference-Only...	12-3	124	10.3	8-12	.667	0-0	.000	4-8	.500	13	13	26	2.2	20	1	0	9	11	2	20	1.7
55	Jerome Meyinsse	17-1	149	8.8	8-20	.400	0-0	.000	13-22	.591	13	14	27	1.6	17	0	1	8	7	1	29	1.7
	Conference-Only...	7-0	58	8.3	2-6	.333	0-0	.000	4-6	.667	3	5	8	1.1	10	0	0	0	3	1	8	1.1
25	John Brandenburg	8-0	26	3.3	3-5	.600	0-0	.000	2-2	1.000	1	5	6	0.8	5	0	0	1	3	2	8	1.0
	Conference-Only...	4-0	12	3.0	0-0	.000	0-0	.000	2-2	1.000	0	1	1	0.3	2	0	0	1	2	2	2	0.5
45	Solomon Tat	16-8	117	7.3	4-15	.267	0-0	.000	3-4	.750	6	10	16	1.0	15	1	5	9	0	3	11	0.7
	Conference-Only...	12-8	101	8.4	3-14	.214	0-0	.000	1-2	.500	6	7	13	1.1	13	1	3	9	0	2	7	0.6
22	Will Sherrill	9-0	18	2.0	0-3	.000	0-1	.000	1-2	.500	2	1	3	0.3	2	0	1	2	0	0	1	0.1
	Conference-Only...	5-0	5	1.0	0-1	.000	0-1	.000	1-2	.500	0	0	0	0.0	1	0	0	0	0	0	1	0.2
	Team										61	50	111		1			3				
	Team										36	30	66		1							
	Total.....	27	5450		680-1626	.418	148-476	.311	389-523	.744	346	649	995	36.9	503	12	335	393	109	174	1897	70.3
	Conference-Only...	16	3250		387-941	.411	90-281	.320	209-278	.752	195	351	546	34.1	307	6	189	243	64	99	1073	67.1
	Opponents.....	27	5450		702-1601	.438	174-516	.337	375-541	.693	312	642	954	35.3	473	-	390	378	130	176	1953	72.3
	Conference-Only...	16	3250		423-933	.453	101-285	.354	242-338	.716	194	381	575	35.9	265	4	243	226	72	108	1189	74.3

<b>Score by Periods</b>	<b>1st</b>	<b>2nd</b>	<b>OT</b>	<b>Totals</b>
Virginia	839	1033	25	1897
Opponents	906	1030	17	1953