

VIRGINIA

2007-08 Men's Basketball



VIRGINIA vs. #5/5 NORTH CAROLINA

JOHN PAUL JONES ARENA • Charlottesville, Va.

Feb. 12, 2008



TV: Raycom (HD) [In select ACC TV markets]

• Tim Brant (play-by-play), Billy Packer (analysis)

ESPN2 (HD) [Rest of the Nation]

• Mike Patrick (play-by-play), Len Elmore (analysis)

Radio: Virginia Sports Network (originating at the Charlottesville Radio Group and WINA-AM/WWWV-FM and available online through V-Pass at www.virginiasports.com)

• Mac McDonald (play-by-play), Jim Hobbgood (analysis)

TONIGHT'S GAME:

- The Cavaliers host North Carolina looking to avoid their first seven-game losing streak since 2002-03
- The Tar Heels are the first ranked opponent to visit JPJA this season (last season UVa was 3-0 at home vs. ranked opponents)
- The Cavaliers are looking to avoid a 1-9 start to ACC play for the first time since 1976-77

ABOUT THE CAVALIERS (11-11, 1-8 ACC):

- The Cavaliers are 11-11 after an 80-64 loss at Wake Forest on Saturday
- Virginia has lost its last two home games, its first ever losing streak at JPJA

ABOUT THE TAR HEELS (22-2, 7-2 ACC):

- North Carolina is coming off a 103-93 double-overtime win over Clemson Sunday night
- The Tar Heels are undefeated (9-0) on the road this season

SERIES VS. NORTH CAROLINA:

- North Carolina leads the all-time series 121-48 (UNC leads 41-30 in Charlottesville)
- The Tar Heels are making their first visit to John Paul Jones Arena
- Last season, UNC won the only meeting between the teams, 79-69, in Chapel Hill
- Virginia is 6-1 at home vs. North Carolina since 2000

SCHEDULE/RESULTS

N4	CARSON-NEWMAN (EX)	W 124-65
N11	VERMONT [ACC Select]	W 90-72
N14	HOWARD [ACC Select]	W 92-53
N17	at #17 Arizona [FSN]	W 75-72
N20	DREXEL [CN8]	W 72-58
N23	at Penn %	[CN8] W 100-85
N24	vs. Seton Hall %	[CN8] L 60-74
N27	NORTHWESTERN ^ [ESPNU]	W 94-52
D5	SYRACUSE [ESPN2]	L 68-70
D7	LONGWOOD [ACC Select]	W 76-57
D19	HAMPTON [ACC Select]	W 79-65
D22	ELON [CSN]	W 91-61
D30	HARTFORD [ACC Select]	W 78-70
J3	at Xavier [CSTV]	L 70-108
J13	at #9 Duke * [FSN]	L 65-87
J16	VIRGINIA TECH * [ESPNU]	L 69-70 (ot)
J19	BOSTON COLLEGE * [Raycom^(split)]	W 84-66
J23	at Florida State * [ACC Select]	L 67-69
J27	GEORGIA TECH * [FSN]	L 82-92 (ot)
J30	at Maryland * [ESPN]	L 75-85
F2	at Virginia Tech * [Raycom]	L 65-72 (ot)
F7	CLEMSON * [ESPN2]	L 51-82
F9	at Wake Forest * [ABC]	L 64-80
F12	NORTH CAROLINA * [ESPN2/Raycom]	8 p.m.
F17	at Boston College * [Raycom ^(split)]	1 p.m.
F21	at Georgia Tech * [RSN]	7 p.m.
F24	NC STATE * [FSN]	4:30 p.m.
M1	at Miami * [Raycom ^(split)]	2 p.m.
M5	DUKE * [ESPN]	7 p.m.
M9	MARYLAND * [FSN]	7:30 p.m.
M13-16	at ACC Tournament (Charlotte, N.C.)	

- * ACC Game
- ^ Big Ten/ACC Challenge
- % Philly Hoop Group Classic (The Palestra, Philadelphia)

All Times Eastern

Rankings are Associated Press at time of the game

TV Abbreviations

CN8	Channel available on select Comcast cable systems
CSN	Comcast SportsNet - Mid Atlantic
FSN	Fox Sports Net
RSN	Regional Sports Networks

** All Raycom Games are also online at acceslect.com

PROBABLE STARTERS/RESERVES

No.	Pos.	Yr.	Player	PPG	RPG	APG	Notable
1	G	Fr.	Jeff Jones	4.0	1.8	0.5	15 pts (5-7 3FG) at Arizona
12	F	So.	Jamil Tucker	4.6	2.9	0.6	Made first career start at Wake (6 pts, 9 rebs)
30	F	Sr.	Adrian Joseph	11.7	7.2	1.1	Five double-doubles this season
34	F/C	Sr.	Ryan Pettinella	2.9	2.9	0.1	Double-double (12 pts, 11 rebs) at Wake
44	G	Sr.	Sean Singletary	18.6	3.8	5.9	10 20-point games this season (37 in career)
24	G/F	Jr.	Mamadi Diane	11.8	4.4	1.2	Season high 22 points vs. Northwestern
4	G	So.	Calvin Baker	9.1	2.5	2.4	Scored a UVa career-high 17 points at Md.
32	F	Fr.	Mike Scott	5.8	5.9	0.3	Had career-high 15 pts vs. Hampton in 1st start
11	F	Jr.	Laurynas Mikalauskas	5.0	2.9	0.3	Shooting 64.0% (16-25) from the floor
43	F/G	So.	Will Harris	2.7	2.5	0.2	8 rebounds vs. Longwood tied career-high
45	G/F	So.	Solomon Tat	2.4	0.9	0.4	Career-high 12 points (3-4 FG) at Xavier
55	F/C	So.	Jerome Meyinsse	2.3	2.1	0.1	Career high 12 pts (5-5 FG) vs. Elon
2	G	Fr.	Mustapha Farrakhan	1.0	0.9	0.2	Scored 4 points vs. Howard
21	C	Sr.	Tunji Soroye	0.5	1.5	0.0	Has missed all but two games due to injuries
22	F	Fr.	Will Sherrill	1.0	0.4	0.1	Scored career-high 3 pts. vs. Longwood
31	F	So.	Andy Burns	0.4	0.5	0.3	Had 2 rebounds against Vermont
13	G	Fr.	Sammy Zeglinski	0.9	1.1	1.9	Out for season with ankle injury

MEDIA INFORMATION**Men's Basketball Contact Information**

Virginia Athletics Media Relations
154 John Paul Jones Arena
PO Box 400853
Charlottesville, VA 22904

Office: (434) 982-5500
Fax: (434) 982-5525

Rich Murray

Associate AD for Public Relations
(Primary Men's Basketball Contact)

Office: (434) 982-5530
Home: (434) 978-2966
Email: rmurray@virginia.edu

Steve Kirkland

Assistant Media Relations Director
(Secondary Men's Basketball Contact)

Office: (434) 982-5535
Cell: (434) 825-5241
Email: skirkland@virginia.edu

LAST TIME OUT:

- Virginia suffered an 80-64 loss at Wake Forest Saturday
- Sean Singletary scored 21 points (his 10th 20-point game of the season, 37th in his career)
- Ryan Pettinella had a double-double with 12 points and a career-high 11 rebounds

OVERTIME WOES:

- The Cavaliers are 0-3 this season in overtime games
- It marks just the second time in school history UVa has lost three OT games in a season (0-3 in 86-87)

REBOUNDING SUCCESS COMES FROM MANY SOURCES:

- The Cavaliers' performance on the boards this season has been a team effort
- In Virginia's first 22 games this season, eight different players (Mamadi Diane, Calvin Baker, Laurynas Mikalauskas, Adrian Joseph, Mike Scott, Jerome Meyinsse, Sean Singletary, and Ryan Pettinella) have led the team in rebounding in a game

SINGLETARY NAMED FINALIST FOR PAIR OF AWARDS:

- Sean Singletary is one of 16 finalists for the Bob Cousy Award, given to the nation's top collegiate point guard
- Singletary is one of 10 finalists for the Lowe's Senior CLASS Award

SINGLETARY NAMED TO PAIR OF MIDSEASON LISTS:

- Sean Singletary was one of 30 players named to the midseason list for the John R. Wooden Award
- He was also one of 30 players named to the midseason list for the Naismith Trophy, presented by AT&T
- Both awards are given annually to the top collegiate basketball player

SINGLETARY IN SELECT COMPANY IN ACC HISTORY:

- Against Georgia Tech on Jan. 27, Sean Singletary recorded the 500th assist of his career
- By reaching the mark, he became just the fifth player in ACC history to have 1,500 points, 500 assists, and 400 rebounds in a career
- He joins Johnny Dawkins and Danny Ferry of Duke and Brian Oliver and Tony Akins of Georgia Tech as the only ACC players to reach all three milestones

SINGLETARY CLIMBS CAREER CHARTS:

- Sean Singletary ranks seventh on Virginia's career scoring chart with 1,835 points and he enters tonight's game 14 points away from sixth place (Wally Walker: 1,849)
- Singletary ranks fourth in school history with 515 career assists and enters tonight's game 14 assists shy of third place (Donald Hand: 529)
- Singletary ranks seventh in school history with 176 career steals and enters tonight's game one steal shy of sixth place (Bryant Stith: 177)

SINGLETARY CONTRIBUTES IN DIFFERENT WAYS:

- Sean Singletary is the only player in the ACC this season to have a 30-point scoring game, a 10-rebound game and a 10-assist game
- He is the only player in Virginia history to accomplish all three marks in the same season
- Singletary and Donald Hand are the only Cavaliers in history to accomplish all three marks in a career (Hand had his 10-rebound game and 10-assist game in different seasons)

DOUBLE FIGURE STREAK FOR SINGLETARY:

- Sean Singletary enters today's game having scored in double figures in his last 44 games
- It is the longest active streak in the ACC

DOUBLE-DOUBLES FOR SINGLETARY:

- Sean Singletary has had a double-double in two ACC games this season
- He followed his 34 point-10 rebound effort vs. Virginia Tech (1/16) with 19 points and 10 assists vs. Boston College
- Singletary is the only player in the ACC to have both a points-rebounds and a points-assists double-double this season
- Of his four career double-doubles, two have been points-rebounds and two have been points-assists

SINGLETERY LEADS VIRGINIA PAST BOSTON COLLEGE:

- Sean Singletary had his third double-double of the season with 19 points and 10 assists vs. BC on Jan. 19
- The 10 assists tied his career high
- Singletary also tied his career high with six steals

SINGLETERY SHINES AGAINST VIRGINIA TECH:

- Sean Singletary had a double-double with 34 points and 10 rebounds vs. Virginia Tech on Jan. 16
- The 34 points are Singletary's season high and his career high against an ACC opponent
- His 34 points are the fourth most in a game this season by an ACC player (UNC's Tyler Hansbrough scored 39 points at home vs. Clemson, UNC's Wayne Ellington scored 36 at Clemson and Hansbrough scored 35 at Miami)
- He scored 49.3 percent (34 of 69) of Virginia's points in the game, the highest percentage for a Cavalier since Singletary scored 35 of 69 UVa points (50.7 percent) at Gonzaga on Dec. 17, 2005
- It marked the fourth 30-point game of his career
- His 12 made field goals are a career high
- His 10 rebounds tied a career high

CAVALIERS RECORD HISTORIC BIG TEN/ACC CHALLENGE WIN:

- Virginia's 94-52 win over Northwestern helped the ACC win its ninth consecutive Big Ten/ACC Challenge, 8-3
- The Cavaliers' 42-point victory over the Wildcats is the biggest margin of victory in the history of the event
- In the game, the Cavaliers made 16 three-point field goals

JOSEPH HAS CAREER REBOUNDING HIGH AGAINST SETON HALL:

- Against Seton Hall, Adrian Joseph had a career-high 16 rebounds
- Joseph has had six double-digit rebounds games this season

SCOTT ON THE BOARDS AGAINST PENN:

- Against Penn, first-year Mike Scott had 13 rebounds
- It was the most rebounds by a Cavalier freshman since Travis Watson had 15 rebounds against NC State (Jan. 12, 2000)

SINGLETERY NAMED ACC PLAYER OF THE WEEK:

- Senior guard Sean Singletary was named ACC Player of the Week on Nov. 19 after leading Virginia to wins over Howard and at Arizona
- Singletary had 23 points and eight assists against the Bison and followed with 24 points and eight assists in the upset of the No. 17 Wildcats
- It is the fourth ACC Player of the Week honor of Singletary's career

SPREADING THE WEALTH:

- Against Howard, 13 different Cavaliers scored
- It was the most different players to score in a game for UVa since 14 different players scored in a 93-47 win over Winthrop on December 1, 1990

JOSEPH SHINES AGAINST VERMONT:

- Adrian Joseph led Virginia with 19 points in the season-opening win over Vermont
- He tied career-highs with five 3-point field goals and three assists in the contest
- His 19 points were his most since scoring 19 against Clemson during the 2005-06 season

ABOUT THE SCHEDULE:

- The Cavaliers will play 29 regular season games, including 17 games at home at John Paul Jones Arena
- Of those 29 games, 14 will come against 2007 NCAA Tournament teams
- Additionally, six games will be against teams that were in the 2007 NIT
- 23 games this season will be televised, including 15 of 16 ACC contests

HEAD COACH DAVE LEITAO:

- 2007 ACC Coach of the Year
- First Virginia coach to win the honor since Terry Holland in 1982
- 47-37 record in three seasons at Virginia, including a 19-22 mark in the ACC
- First Virginia coach to have a winning ACC record over first two seasons as coach
- Overall record of 127-106 in eight seasons as a head coach

IN THE POLLS

ASSOCIATED PRESS (2/11)

1.	Memphis	23-0
2.	Duke	21-1
3.	Kansas	23-1
4.	Tennessee	21-2
5.	North Carolina	22-2
6.	UCLA	21-3
7.	Stanford	20-3
8.	Georgetown	19-3
9.	Butler	21-2
10.	Michigan State	20-3
11.	Texas	19-4
12.	Xavier	20-4
13.	Indiana	20-3
14.	Drake	22-1
15.	Wisconsin	19-4
16.	Texas A&M	20-4
17.	Connecticut	18-5
18.	Kansas State	17-5
19.	Purdue	19-5
20.	Notre Dame	18-4
21.	Washington State	18-5
22.	Pittsburgh	18-5
23.	Louisville	18-6
24.	Vanderbilt	20-4
25.	Saint Mary's	20-3

Others Receiving Votes:

Marquette, Arkansas, Florida, Rhode Island, Gonzaga, **Arizona**, BYU, **Clemson**, Baylor, **Maryland**, Mississippi State, UNLV, Utah State, South Alabama.

ESPN/USA Today (2/11)

1.	Memphis	23-0
2.	Duke	21-1
3.	Kansas	23-1
4.	Tennessee	21-2
5.	North Carolina	22-2
6.	UCLA	21-3
7.	Stanford	20-3
8.	Georgetown	19-3
9.	Michigan State	20-3
10.	Butler	21-2
11.	Texas	19-4
12.	Indiana	20-3
13.	Xavier	20-4
14.	Wisconsin	19-4
15.	Drake	22-1
16.	Texas A&M	20-4
17.	Connecticut	18-5
18.	Notre Dame	18-4
19.	Vanderbilt	20-4
20.	Washington State	18-5
21.	Saint Mary's	20-3
22.	Kansas State	17-5
23.	Purdue	19-5
24.	Pittsburgh	18-5
25.	Marquette	16-6

Others Receiving Votes:

Louisville, Arkansas, Florida, Rhode Island, Mississippi State, UNLV, Baylor, BYU, **Arizona**, **Maryland**, Mississippi, South Alabama, USC, Western Kentucky, **Clemson**.

VIRGINIA IN THE ACC STATS (2/11)

TEAM STATISTICS

Scoring Offense:	75.8	5th
Scoring Defense:	72.7	10th
Scoring Margin:	+3.0	9th
Field Goal %:	.428	12th
Field Goal % Def.:	.431	11th
Free Throw %:	.699	6th
3FG %:	.372	6th
3FG Made/Game:	8.73	2nd
3FG % Defense:	.357	11th
Offensive Rebounds:	14.00	3rd
Defensive Rebounds:	26.77	2nd
Rebounding Margin:	+7.0	2nd
Assists:	13.50	9th
Assist/Turnover:	0.89	8th
Turnover Margin:	-1.45	9th
Steals:	5.73	11th
Blocked Shots:	2.09	12th

INDIVIDUAL STATISTICS

Sean Singletary		
- Scoring	18.6	3rd
- Assists	5.91	2nd
- Free Throw %	.836	7th
- Minutes played	33.82	8th
Adrian Joseph		
- Rebounding	7.2	9th
- 3FG Made	2.05	8th
- Defensive Rebs.	5.23	6th
- Minutes Played	28.77	24th
Mamadi Diane		
- Scoring	11.8	25th
- 3FG Made	2.00	T-10th
- Minutes Played	29.27	21st
Mike Scott		
- Rebounding	5.9	19th
- Offensive Rebs.	2.48	10th

VIRGINIA IN THE NCAA STATS (2/8)

TEAM STATISTICS

3FG Made/Game:	9.0	20th
Rebounding Margin:	+6.9	19th
Sean Singletary		
- Scoring	18.5	62nd
- Assists	6.0	22nd
- Free Throw %	.833	67th

LEITAO HONORED BY DICK VITALE:

- ESPN's Dick Vitale named Dave Leitao his national coach of the week on Nov. 19
- Leitao led Virginia to a 75-72 win at No. 17 Arizona that week

SEAN SINGLETARY RECEIVES PRESEASON ACCOLADES:

- First-team Collegehoops.net preseason All-American
- Third-team CBSsportsline.com preseason All-American
- CollegelInsider.com preseason All-American
- Top 50 preseason candidate for the John R. Wooden Award
- Preseason Watch List for the Naismith Trophy presented by AT&T
- Bob Cousy Award presented by The Hartford (nation's top point guard) preseason list
- One of 30 candidates for the Lowe's Senior CLASS Award
- Preseason All-ACC
- No. 4 on Luke Winn's Top 15 Seniors on SI.com

STAFF CHANGES FOR 2007-08:

- Drew Diener, UVA's Director of Basketball Operations the last two years, was named Assistant Coach in Sept.
- Replacing Diener as Director of Basketball Operations is Rick Brunson. A former standout at Temple, Brunson played nine seasons in the NBA

SINGLETARY, JOSEPH ARE VIRGINIA'S CAPTAINS:

- Seniors Sean Singletary and Adrian Joseph are co-captains for the 2007-08 season
- Singletary is a captain for the third consecutive year while Joseph is a captain for the first time
- Singletary joins Donald Hand (a captain from 98-99 through 00-01) as the only three-year captains in Virginia history

AT HOME AT JOHN PAUL JONES ARENA:

- Virginia has an all-time record of 25-5 at John Paul Jones Arena
- UVA has a 9-4 home record this season
- The Cavaliers posted a 16-1 home record last year in the first season in John Paul Jones Arena
- Virginia was the only ACC team to go undefeated at home in conference play last year (8-0)
- The Cavaliers averaged 13,521 fans per game last year in the debut season at JPJA

BASKETBALL SEATING FIGURE FOR JPJA CHANGES:

- After completing the first year in the John Paul Jones Arena, the Virginia athletics department has made an adjustment to the arena's seating figure for basketball. During the 2006-07 season, several seating areas were altered to accommodate needs within the arena. This led to an overall reduction of seats. These accommodations include seats converted to accessible seating and press tables for the media area. Additional seats have been removed from the usable inventory in an effort to improve sightlines and comfort. As a result of the changes, the arena's seating for men's basketball is now 14,593.

VIRGINIA SIGNS THREE TO NATIONAL LETTERS OF INTENT:

- Head Coach Dave Leitao announced on Nov. 19 that three players have signed national letters of intent to join the Cavalier program in 2008-09
- 6-11 center John Brandenburg (Des Peres, Mo.), who averaged 8.2 points, 7.9 rebounds and 2.4 blocks per game last season as a junior at De Smet Jesuit H.S. in St. Louis
- 6-6 guard Sylvan Landesberg (Flushing, N.Y.), who averaged 25.7 points, 10.5 rebounds and 3.6 assists per game last season as a junior at Holy Cross High School and was named the Catholic High School Athletic Association Player of the Year
- 7-0 center Assane Sene (Senegal), who is in his first season of basketball in the United States at South Kent Preparatory School in South Kent, Conn.

UP NEXT:

- Virginia visits Boston College on Sunday
- Tip-off is 1 p.m. and the game will be broadcast on Raycom (split)
- Virginia won the first meeting between the teams this season, 84-66, at John Paul Jones Arena on Jan. 19

2007-08 VIRGINIA MEN'S BASKETBALL ROSTER

NO.	NAME	POS.	HT.	WT.	CLASS	HOMETOWN/HIGH SCHOOL (Previous School)
1	Jeff Jones	G	6-4	193	Fr.	Chester, Pa./Monsignor Bonner
2	Mustapha Farrakhan	G	6-4	175	Fr.	Harvey, Ill./Thornton Township
4	Calvin Baker	G	6-2	186	So.	Newport News, Va./Woodside (William & Mary)
11	Laurynas Mikalauskas	F	6-8	246	Jr.	Palanga, Lithuania/Blue Ridge School
12	Jamil Tucker	F	6-8	241	So.	Gary, Ind./West Side
13	Sammy Zeglinski	G	6-0	175	Fr.	Philadelphia, Pa./The William Penn Charter School
21	Tunji Soroye	C	6-11	252	Sr.	Dugbe Ibadan, Nigeria/Montrose Christian School
22	Will Sherrill	F	6-9	215	Fr.	New York, N.Y./Phillips Academy Andover
24	Mamadi Diane	G/F	6-5	201	Jr.	Potomac, Md./DeMatha Catholic
30	Adrian Joseph*	F	6-7	201	Sr.	San Fernando, Trinidad/Brewster Academy
31	Andy Burns	F	6-8	212	So.	Alexandria, Va./Bishop Ireton
32	Mike Scott	F	6-8	233	Fr.	Chesapeake, Va./Hargrave Military Academy
34	Ryan Pettinella	F/C	6-9	249	Sr.	Webster, N.Y./McQuaid Jesuit (Penn)
43	Will Harris	F/G	6-6	245	So.	Corona, N.Y./Brewster Academy
44	Sean Singletary*	G	6-0	185	Sr.	Philadelphia, Pa./The William Penn Charter School
45	Solomon Tat	G/F	6-5	223	So.	Jos Plateau, Nigeria/Community Christian School
55	Jerome Meyinsse	F/C	6-8	245	So.	Baton Rouge, La./McKinley

* Co-Captain

HEAD COACH:

Dave Leitao

ASSISTANT COACHES:

Bill Courtney

Drew Diener

Steve Seymour

DIRECTOR OF BASKETBALL OPERATIONS:

Rick Brunson

STRENGTH & CONDITIONING COACH:

Shaun Brown

ASSISTANT DIR. OF OPERATIONS/VIDEO:

Oliver Winterbone

ATHLETIC TRAINER:

Ethan Saliba

PRONUNCIATION GUIDE

Mamadi Diane

Mom-uh-dee Dee-on-ee

Mustapha Farrakhan

Moo-sta-fa Fair-uh-con

Dave Leitao

Lay-toe

Jerome Meyinsse

Me-yin-see

Laurynas Mikalauskas

La-ree-nus Mick-a-laus-cuss

Ryan Pettinella

Pet-in-ella

Tunji Soroye

Ton-jee Suh-roy-yay

Jamil Tucker

Ja-mill

Sammy Zeglinski

Zuh-glin-ski

CAVALIER CAREER RECORD BOOK

POINTS

1.	Bryant Stith (1989-92)	2,516
2.	Jeff Lamp (1978-81)	2,317
3.	Buzzy Wilkinson (1953-55)	2,233
4.	Ralph Sampson (1980-83)	2,228
5.	Junior Burrough (1992-95)	1,970
6.	Wally Walker (1973-76)	1,849
7.	Sean Singletary (2005-pres.)	1,835
8.	Chris Williams (1999-02)	1,812
9.	Harold Deane (1994-97)	1,763
10.	Curtis Staples (1995-98)	1,757
11.	J.R. Reynolds (2004-07)	1,683
12.	John Crotty (1988-91)	1,646
13.	Bob McCarty (1954-56)	1,625
14.	Travis Watson (2000-03)	1,546
15.	Richard Morgan (1986-89)	1,540
16.	Donald Hand (1998-01)	1,486
17.	Othell Wilson (1981-84)	1,469
18.	Barry Parkhill (1971-73)	1,437
19.	Jim Connelly (1965-67)	1,426
20.	Lee Raker (1978-81)	1,423

3-POINT FIELD GOALS

1.	Curtis Staples (1995-98)	413
2.	Harold Deane (1994-97)	237
3.	J.R. Reynolds (2004-07)	221
4.	Sean Singletary (2005-pres.)	202
5.	John Crotty (1988-91)	179
6.	Devin Smith (2003-05)	161
7.	Donald Hand (1998-01)	156
	Todd Billet (2003-04)	156
9.	Adrian Joseph (2005-pres.)	147
10.	Cory Alexander (1992-95)	142

FREE THROWS MADE

1.	Bryant Stith (1989-92)	690
2.	Buzzy Wilkinson (1953-55)	665
3.	Jeff Lamp (1978-81)	635
4.	Harold Deane (1994-97)	546
5.	Sean Singletary (2005-pres.)	501
6.	Donald Hand (1998-01)	444
7.	Junior Burrough (1992-95)	439
8.	Ralph Sampson (1980-83)	427
9.	John Crotty (1988-91)	413
10.	J.R. Reynolds (2004-07)	402

ASSISTS

1.	John Crotty (1988-91)	683
2.	Jeff Jones (1979-82)	598
3.	Donald Hand (1998-01)	529
4.	Sean Singletary (2005-pres.)	515
5.	Othell Wilson (1981-84)	493
6.	Harold Deane (1994-97)	468
7.	John Johnson (1985-88)	426
8.	Cory Alexander (1992-95)	401
9.	Barry Parkhill (1971-73)	369
10.	J.R. Reynolds (2004-07)	317

STEALS

1.	Othell Wilson (1981-84)	222
2.	Jeff Jones (1979-82)	189
	Chris Williams (1999-02)	189
4.	Harold Deane (1994-97)	179
	Donald Hand (1998-01)	179
6.	Bryant Stith (1989-92)	177
7.	Sean Singletary (2005-pres.)	176
8.	Richard Morgan (1986-89)	160
9.	Adam Hall (1999-02)	157
10.	Bobby Stokes (1976-79)	154

BLOCKED SHOTS

1.	Ralph Sampson (1980-83)	462
2.	Chris Alexander (1993-96)	148
3.	Travis Watson (2000-03)	130
4.	Kris Hunter (1997-99)	126
5.	Jason Clark (2002-05)	112
6.	Steve Castellan (1976-79)	108
7.	Chris Williams (1999-02)	97
8.	Junior Burrough (1992-95)	96
9.	Colin Ducharme (1997-00)	88
10.	Olden Polynice (1984-86)	86
--	Tunji Soroye (2005-pres.)	78

THE LAST TIME...

VIRGINIA INDIVIDUALS

- **Scored 30 points:** Sean Singletary (34) vs. Virginia Tech (1/16/08)
- **Scored 40 points:** J.R. Reynolds (40) vs. Wake (1/21/07)
- **Two players with 20 points:** J.R. Reynolds (28) and Sean Singletary (23) vs. Albany (3/16/07)
- **Three players with 20 points:** Chris Williams (27), Roger Mason, Jr. (22) and Donald Hand (20) vs. Duke (1/5/00)
- **Four players with 20 points:** Chris Williams (23), Donald Hand (22), Adam Hall (21), and Travis Watson (20) vs. Georgetown (3/15/00)
- **A player with back-to-back 25-point games:** J.R. Reynolds (28) vs. Albany (3/16/07) and (26) vs. Tennessee (3/18/07)
- **One player scored in double figures:** Adrian Joseph (10) vs. Puerto Rico-Mayaguez (12/21/06)
- **Five players scored in double figures:** Calvin Baker (16), Mamadi Diane (16), Adrian Joseph (13), Jamil Tucker (13), Sean Singletary (11) vs. Georgia tech (1/27/08)
- **Six players scored in double figures:** Travis Watson (17), Roger Mason, Jr. (15), Chris Williams (15), Elton Brown (14), Jermaine Harper (12), and Adam Hall (10) vs. Grambling (12/30/01)
- **Seven players scored in double figures:** Cornel Parker (20), Junior Burrough (15), Ted Jeffries (14), Cory Alexander (13), Jason Williford (12), Yuri Barnes (11) and Doug Smith (11) vs. Clemson (1/13/93)
- **Had 15 rebounds:** Adrian Joseph (16) vs. Seton Hall (11/24/07)
- **Had 20 rebounds:** Travis Watson (20) vs. Wofford (1/2/03)
- **Had 25 rebounds:** Bob Mortell (25) vs. Washington & Lee (2/27/60)
- **Two players with 10 rebounds:** Mike Scott (11) and Adrian Joseph (10) vs. Longwood (12/7/07)
- **Three players with 10 rebounds:** Yuri Barnes (13), Jason Williford (12) and Junior Burrough (11) vs. Rice (12/4/93)
- **Double-Double:** Ryan Pettinella (12 pts, 11 rebs) at Wake Forest (2/9/08)
- **Two players had a double-double:** Adrian Joseph (23 pts, 11 rebs) and Mike Scott (10 pts, 13 rebs) at Penn (11/23/07)
- **Three players had a double-double:** Jason Williford (10 pts, 15 rebs), Ted Jeffries (23 pts, 10 rebs), and Cornel Parker (11 pts, 11 rebs) at William & Mary (1/25/93)
- **Double-Double with points and assists:** Sean Singletary (19 pts, 10 assts) vs. Boston College (1/19/08)
- **Triple-Double:** Ralph Sampson (15 pts, 22 rebs, 10 blks) vs. Old Dominion (12/29/79)
- **Four Double-Doubles in a row:** Travis Watson (29 pts, 12 rebs) at NC State (2/6/02), (20 pts, 10 rebs) vs. Clemson (2/10/02), (17 pts, 10 rebs) vs. UNC (2/12/02), (13 pts, 12 rebs) at Wake (2/17/02)
- **20 points and 20 rebounds:** Travis Watson (21 pts, 20 rebs) vs. Wofford (1/2/03)
- **10 assists:** Sean Singletary (10) vs. Boston College (1/19/08)
- **5 Blocked Shots:** Jason Cain (5) vs. UNC (1/19/06)
- **5 Steals:** Sean Singletary (6) vs. BC (1/19/08)
- **Led UVA in Points, Rebounds and Assists:** Sean Singletary (34 pts, 10 rebs, 3 assts) vs. Va Tech (1/16/08)
- **Hit a last second shot to win a game:** Sean Singletary vs. Duke (2/1/07) [jumper with one second in OT]; J.R. Reynolds vs. Loyola Marymount (12/23/04) [layup with 1.5 seconds in regulation]
- **Played every minute:** Sean Singletary vs. Virginia Tech (2/12/05)
- **Played 40 or more minutes:** Adrian Joseph (42) at Virginia Tech (2/2/08)

VIRGINIA TEAM

- **Won in Overtime:** vs. Duke, 68-66 (2/1/07)
- **Lost in Overtime:** at Virginia Tech, 65-72 (2/2/08)
- **Played Two Overtimes:** vs. Maryland, L 89-92 (2/19/05)
- **Played Three Overtimes:** vs. Georgetown, L 111-115 (3/15/00)
- **Shot 70 percent for a Half:** 72.2% (13-18) vs. Wake Forest 2nd Half (2/24/96)
- **Shot 60 percent in a Game:** 61.0% (36-59) vs. LIU (11/17/00)
- **Shot less than 30 percent in a Game:** 27.9% (17-61) vs. North Carolina (3/10/06)
- **Shot 90 percent from the free throw line:** 94.7 % (18-19) vs. Georgia Tech (2/24/07)
- **Shot 50 percent from 3-point line:** 50.0% (16-32) vs. Northwestern (11/27/07)
- **Shot less than 30 percent in a half:** 29.0% (9-31) in 2nd Half at Wake Forest (3/3/07)
- **Shot less than 20 percent in a half:** 18.9% (7-37) in the 1st half at Duke (1/13/01)
- **Shot 55 percent or better and lost:** 56.9% (29-51) vs. Duke (3/14/03)
- **Attempted 50 FTs:** 52 (made 34) vs. Howard (12/12/94)
- **Made 30 FTs:** 31 (36 att.) vs. Tennessee (3/18/07)
- **Made 10 3-pt FGs:** 12 vs. Georgia Tech (1/27/08)
- **Failed to make a 3-pt FG:** at Georgia Tech (12/4/05)
- **Had 50 rebounds:** 51 vs. Hartford (12/30/07)
- **Had 25 assists:** 27 vs. Howard (11/21/01)
- **Had 15 steals:** 15 vs. Arizona (11/21/04)
- **Had 10 blocks:** 12 vs. Longwood (2/13/07)
- **Scored 50 pts in a half:** 54 vs. Northwestern, 1st half (11/27/07)
- **Scored 60 pts in a half:** 60 vs. Gonzaga, 1st half (1/3/07)
- **Scored 70 pts in a half:** 70 vs. Coastal Carolina, 2nd half (10/20/00)
- **Scored 100 pts (ACC):** 103 vs. Maryland (1/16/07)
- **Scored 100 pts (non-conf):** 100 at Penn (11/23/07)
- **Scored under 20 pts in 1st half:** 17 at Ga. Tech (12/4/05)
- **Scored under 20 pts in 2nd half:** 12 vs. UNC (2/11/98)
- **Scored under 50 pts in a game:** 49 at Stanford (3/14/06)

OPPONENT INDIVIDUALS

- **Scored 30 points:** K.C. Rivers (32), Clemson (2/7/08)
- **Scored 35 points:** J.J. Redick (40), Duke (1/28/06)
- **Scored 40 points:** J.J. Redick (40), Duke (1/28/06)
- **Scored 50 points:** Len Chappell (50), Wake (2/12/62)
- **Two players with 20 points:** Brandon Costner (22) and Gavin Grant (20), NC State (3/9/07)
- **Three players with 20 points:** Juan Dixon (23), Chris Wilcox (21), and Lonny Baxter (20), at Maryland (3/3/02)
- **Two players with 30 points:** Trevor Powell (31) and Tony Smith (31), Marquette (2/3/90)
- **Five players scored in double figures:** Deron Washington (15), A.D. Vassallo (14), Jeff Allen (12), Lewis Witcher (10), Malcolm Delaney (10), at Va. Tech (2/2/08)
- **Six players scored in double figures:** Chris Paul (21), Justin Gray (17), Eric Williams (15), Jamaal Levy (12), Taron Downey (11) and Vytas Danelius (10), Wake Forest (1/2/05)
- **Seven players scored in double figures:** Stanley Burrell (15), Drew Lavender (13), C.J. Anderson (12), B.J. Raymond (12), Josh Duncan (11), Charles Bronson (11), and Jason Love (10), at Xavier (1/3/08)
- **Double-Double:** Cliff Hammonds (16 pts, 11 assts), Clemson (2/7/08)

- **Two players had a double-double:** Donte Green (20 pts, 10 rebs) and Paul Harris (10 pts, 14 rebs), Syracuse (12/5/07)
- **Had 15 rebounds:** Al Thornton (16), Florida State (2/17/07)
- **Had 20 rebounds:** Tim Duncan (23), Wake (2/22/97)
- **Had 10 assists:** Cliff Hammonds (11), Clemson (2/7/08)
- **5 Blocked Shots:** Maurice Sumter (5), Longwood (2/13/07)
- **5 Steals:** Toney Douglas (6), at Florida State (1/23/08)
- **Hit a last second shot to win a game:** Deron Washington of Virginia Tech (1/16/08) [0.0 seconds in overtime]

OPPONENT TEAM

- **Shot less than 30 percent in a Game:** 28.3% (17-60) Longwood (12/7/07)
- **Shot less than 30 percent in a Game (ACC):** 29.0% (20-69), Wake Forest (2/24/96)
- **Shot 60 percent in a Game:** 63.8% (37-58), at Xavier (1/3/08)
- **Shot 55 percent or better and lost:** 55.2% (32-58), Iowa State (12/31/03)
- **Scored 100 pts:** 108, at Xavier (1/3/08)
- **Scored 60 pts in a half:** 61, at Xavier, 1st half (1/3/08)
- **Scored under 20 pts in 1st half:** 19 at NC State (1/24/07)
- **Scored under 20 pts in 2nd half:** 18 at Richmond (11/22/05)
- **Scored under 50 pts in a game:** 49, Longwood (2/13/07)
- **Had 25 assists:** 27, at Xavier (1/3/08)
- **Had 15 steals:** 15, Providence (1/3/04)
- **Had 10 blocks:** 11 at Virginia Tech (2/10/07)
- **Failed to make a 3-pt FG:** vs. Arizona State (11/27/99)

John Paul Jones Arena Records

JPJA ATTENDANCE

Crowd /Opponent	Results	Date
11,893 Vermont	W, 90-72	11/11/07
11,162 Howard	W, 92-53	11/14/07
10,975 Drexel	W, 72-58	11/20/07
12,609 Northwestern	W, 94-52	11/27/07
13,603 Syracuse	L, 68-70	12/5/07
11,366 Longwood	W, 76-57	12/7/07
10,516 Hampton	W, 79-65	12/19/07
11,626 Elon	W, 91-61	12/22/07
11,647 Hartford	W, 78-70	12/30/07
14,433 Virginia Tech	L, 69-70 (ot)	1/16/08
14,039 Boston College	W, 84-66	1/19/08
14,138 Georgia Tech	L, 82-92 (ot)	1/27/08
13,929 Clemson	L, 51-82	2/7/08
North Carolina	2/12/08
NC State	2/24/08
Duke	3/5/08
Maryland	3/9/08

* - Capacity = 14,593

RECORD AT JPJA

2006-07 to present 30 games..... 25-5

LONGEST WIN STREAK

12 games

from 1/16/07 vs. Maryland
through 11/27/07 vs. Northwestern

LONGEST LOSING STREAK

2 games

from 1/27/08 vs. Georgia Tech
through 2/7/08 vs. Clemson

MISCELLANEOUS

Biggest Comeback:	19 points vs. Arizona, 11/12/06
Biggest Lead Given up in a Loss:	13 points vs. Georgia Tech, 1/27/08
Largest Lead:	45 points vs. Northwestern, 11/27/07
Biggest Deficit:	38 points vs. Clemson, 2/7/08
Largest Margin of Victory:	42 points, vs. Northwestern, 11/27/07
Largest Margin of Defeat:	31 points, vs. Clemson, 2/7/08
Overtime Games (Record):	3 (1-2) Last: 82-92 loss vs. Georgia Tech, 1/27/08

VIRGINIA PLAYERS

Points:	40, J.R. Reynolds vs. Wake Forest, 1/21/07
Most 1st Half Points:	23, Sean Singletary vs. Virginia Tech, 1/16/08
Most 2nd Half Points:	20, three times Last by J.R. Reynolds vs. Duke, 2/1/07
Rebounds:	16, Jason Cain vs. Maryland, 1/16/07
Field Goals:	12, J.R. Reynolds vs. Wake Forest, 1/21/07
Field Goal Attempts:	21, three times Last by Sean Singletary vs. Virginia Tech, 1/16/08
Field Goal Pct.:	.800 (8-10), Jason Cain vs. UMES, 11/26/06
3-Point Field Goals:	7, Sean Singletary vs. Gonzaga, 1/3/07
3-Point FG Attempts:	12, Sean Singletary vs. Gonzaga, 1/3/07
3-Point FG Pct.:	.833 (5-6), Mamadi Diane vs. Arizona, 11/12/06
Free Throws Made:	14, Sean Singletary vs. Hampton, 12/16/06
Free Throw Attempts:	16, Sean Singletary vs. Hampton, 12/16/06
FT Pct.:	1.000(12-12), Sean Singletary vs. UNC Asheville, 11/22/06
Assists:	10, Sean Singletary vs. Northwestern, 11/27/07
Steals:	10, Sean Singletary vs. Boston College, 1/19/08
Blocks:	6, Sean Singletary vs. Boston College, 1/19/08
	3, Tunji Soroye vs. Longwood, 2/13/07

VIRGINIA TEAM

Most Points:	108 vs. Gonzaga, 1/3/07
Fewest Points:	51 vs. Clemson, 2/7/08
Most 1st Half:	60 vs. Gonzaga, 1/3/07
Fewest 1st Half:	24 vs. Clemson, 2/7/08
Most 2nd Half:	57 vs. Arizona, 11/12/06
Fewest 2nd Half:	25 vs. Va. Tech, 1/16/08
Rebounds:	54 vs. UMES, 11/26/06
Field Goals:	37 vs. Howard, 11/14/07
Field Goal Attps.:	78 vs. Georgia Tech, 1/27/08
Field Goal Pct.:	.547 (29-53) vs. Vermont, 11/11/07
3-Pt. FG:	18 vs. Gonzaga, 1/3/07
3-Pt. FG Attempts:	36 vs. Georgia Tech, 1/27/08
3-Point FG Pct.:	.625 (10-16) vs. Virginia Tech, 3/1/07
Free Throws:	39 vs. Maryland, 1/16/07
FT Attempted:	49 vs. Maryland, 1/16/07
Free Throw Pct.:	.964 (27-28) vs. American, 12/28/06
Assists:	24 vs. Howard, 11/14/07
Steals:	10 vs. Howard, 11/14/07
Blocks:	12 vs. Longwood, 2/13/07
Most Turnovers:	21 vs. Longwood, 12/7/07
	21 vs. Hampton, 12/19/07
Least Turnovers:	6 vs. Boston Coll., 1/19/08

OPPONENT PLAYERS

Points:	32, K.C. Rivers Clemson, 2/7/08
Most 1st Half Points:	17, Vincent Simpson Hampton, 12/19/07
Most 2nd Half Points:	23, Al Thornton Florida State, 2/17/07
Rebounds:	16, Al Thornton Florida State, 2/17/07
Field Goals:	12, Al Thornton Florida State, 2/17/07
Field Goal Attempts:	23, Al Thornton Florida State, 2/17/07
Field Goal Pct.:	.714 (5-7), Gani Lawal Georgia Tech, 1/27/08
3-Point Field Goals:	8, K.C. Rivers Clemson, 2/7/08
3-Pt. FG Attempts:	11, five times Last by K.C. Rivers Clemson, 2/7/08
3-Pt. FG Pct.:	.750 (6-8), Derek Raivio Gonzaga, 1/3/07
Free Throws Made:	8, Ivan Radenovic Arizona, 11/12/06
FT Attempted:	12, Gani Lawal Georgia Tech, 1/27/08
FT Pct.:	.800 (8-10), Ivan Radenovic Arizona, 11/12/06
Assists:	11, Cliff Hammonds Clemson, 2/7/08
Steals:	4, five times Last by Cliff Hammonds Clemson, 2/7/08
Blocks:	5, Kenny George UNC Asheville, 11/22/06
	5, Maurice Sumter Longwood, 2/13/07

OPPONENT TEAM

Most Points:	92, Georgia Tech, 1/27/08
Fewest Points:	49, Longwood, 2/13/07
Most 1st Half:	49, Arizona, 11/12/06
Fewest 1st Half:	19, American, 12/28/06
Most 2nd Half:	61, Gonzaga, 1/3/07
Fewest 2nd Half:	20, Longwood, 2/13/07
Rebounds:	47, Virginia Tech, 1/16/08
Field Goals:	33, Maryland, 1/16/07
Field Goal Attps.:	77, Maryland, 1/16/07
Field Goal Pct.:	.533 (32-60) Clemson, 2/7/08
3-Pt. FG:	16, Clemson, 2/7/08
3-Pt. FG Attempts:	39, Hartford, 12/30/07
3-Point FG Pct.:	.615 (16-26) Clemson, (2/7/08)
Free Throws:	25, Gonzaga, 1/3/07
FT Attempted:	29, Gonzaga, 1/3/07
Free Throw Pct.:	.944 (17-18) American, 12/28/06
Assists:	22, Clemson, 2/7/08
Steals:	11, Hartford, 12/30/07
Blocks:	7, Longwood, 2/13/07
Most Turnovers:	21, Hampton, 12/16/06
Least Turnovers:	6, Miami, 2/3/07

**GAME #22 • FEBRUARY 9, 2008**

VIRGINIA	64
AT WAKE FOREST	80

VIRGINIA (11-11/1-8)

Player	MP	FG	FT	REB (0-1)	A	TO	BS	S	TP
Tucker	30	2-10	0-0	2-9	1	2	0	1	6
Joseph	32	2-7	0-0	0-3	0	4	0	1	4
Pettinella	24	6-7	0-5	6-11	0	1	0	0	12
Jones	17	1-6	1-2	0-4	0	2	0	0	4
Singletary	36	7-18	7-8	1-1	3	4	0	2	21
Farrakhan	4	0-1	0-0	0-0	0	0	0	0	0
Baker	24	1-5	0-0	1-4	2	2	0	1	3
Diane	17	2-9	5-6	5-6	1	1	0	0	9
Scott	12	0-1	3-4	2-3	0	0	0	0	3
Meynsse	4	1-2	0-0	2-2	0	0	0	0	2
Team				1-6					
Totals	200	22-66	16-25	20-49	7	16	0	5	64
		.333	.640						

WAKE FOREST (14-8/4-5)

Player	MP	FG	FT	REB (0-1)	A	TO	BS	S	TP
McFarland	21	4-7	1-2	2-6	0	1	2	0	9
Johnson	35	6-9	7-10	3-8	0	2	3	1	21
Teague	34	2-9	1-2	0-4	4	3	2	0	6
Hale	32	4-11	3-4	0-3	0	1	0	2	15
Smith	31	6-10	1-5	0-4	6	1	0	0	15
Clark	16	3-5	2-4	2-4	3	1	0	1	8
Skeen	13	0-3	1-2	0-3	1	0	0	0	1
Weaver	18	2-2	0-0	1-3	0	1	1	0	5
Team				1-3					
Totals	200	27-56	16-29	9-38	14	10	8	4	80
		.482	.552						

3-Point Field Goals: (UVa)--(4-19/.211) Tucker (2-7), Jones (1-2), Baker (1-3), Joseph (0-1), Farrakhan (0-1), Diane (0-2), Singletary (0-3). (WF)--(10-21/.476) Hale (4-7), Smith (2-2), Johnson (2-3), Weaver (1-1), Teague (1-4), Clark (0-2), Skeen (0-2).

Virginia	27	37	64
Wake Forest	36	44	80
Attendance --	14,179		

Virginia suffered its sixth consecutive loss and dropped to 1-8 in the ACC for the first time since 1984-85 with an 80-64 loss to Wake Forest at Joel Coliseum. The loss also marked Virginia's eighth consecutive ACC road loss.

The Cavaliers were led by Sean Singletary's 21 points, his 10th 20-point game of the season. Ryan Pettinella, making his first start in 14 games, produced his first double-double of the season with 12 points and a career-high 11 rebounds.

Wake Forest used a 9-1 run to build an 11-point lead (21-10) midway through the first half. The Demon Deacons led by as many as 13 in the first half before the Cavaliers trimmed the advantage to 36-27 at halftime. In the second half, Virginia used a 7-0 run to close the advantage to 57-54 with 8:19 to play. The Cavaliers trailed by three points (67-64) with four minutes to play, but the Demon Deacons closed the game on a 13-0 run to secure the victory.

The Cavaliers shot 33.3 percent from the floor and 64.0 percent from the line. Wake Forest shot 48.2 percent from the floor and 55.2 percent from the line.

Wake Forest was led by James Johnson, who scored 21 points. Harvey Hale and Ishmael Smith each added 15 points for the Demon Deacons.

"There's only one result and that's to score more points than the other team. And when that doesn't happen, then it doesn't work. We're giving guys opportunities based on their performance in practice. And that was the decision, based on practice." - Dave Leitao on changing the starting lineup



CALVIN BAKER

#4

Sophomore • Guard • 6-2 • 186 • Newport News, Va. • Woodside H.S. • William & Mary

THIS SEASON:

- Is eligible to play this season after sitting out games in 2006-07 after transferring from William & Mary
- Has started eight of the last nine games
- Has scored in double figures in 10 games this season
- Scored a UVa career high 17 points at Maryland
- Had 16 points vs. Georgia Tech
- Had 15 points (5-7 FG, 3-4 3FG) vs. Boston College
- Made first start of the season at Duke and scored 13 points
- Scored 12 points vs. Hartford
- Had a UVa high six assists vs. Elon, which tied his career high at W&M
- Had 16 points (6-6 FG, 4-4 3FG) vs. Northwestern
- Scored 11 points vs. Drexel, the third time in his first four games he had 11 points
- Had five points and four assists at Arizona
- Had 11 points and tied a career-high (including W&M) with eight rebounds vs. Howard
- Scored 11 points vs. Vermont in his Cavalier debut
- Had 10 points, four rebounds, and three assists in the exhibition vs. Carson-Newman

2007-08 GAME-BY GAME:

Opponent	GP-GS	FG-FGA	3FG-3FGA	FT-FTA	Off-Def	Total	A	TO	Blk	Stl	PF	Min	Pts
Vermont	1-0	4-6	1-1	2-4	0-1	1	0	0	0	1	2	14	11
Howard	2-0	4-8	3-5	0-0	2-6	8	5	0	0	0	0	17	11
at Arizona	3-0	2-3	1-1	0-0	0-0	0	4	2	0	0	2	20	5
Drexel	4-0	5-9	1-3	0-0	0-1	1	1	1	0	1	0	26	11
at Penn	5-0	2-5	1-3	1-2	0-1	1	5	2	0	0	1	20	6
vs. Seton Hall	6-0	4-12	1-6	0-0	1-2	3	1	3	0	0	4	27	9
Northwestern	7-0	6-6	4-4	0-0	0-2	2	1	1	0	0	3	16	16
Syracuse	8-0	3-10	2-7	0-0	0-1	1	1	2	0	2	3	31	8
Longwood	9-0	4-6	2-3	1-3	0-3	3	2	2	0	1	2	22	11
Hampton	10-0	2-4	2-4	0-0	0-4	4	2	3	0	0	2	30	6
Elon	11-0	2-7	1-3	2-2	2-1	3	6	1	0	0	2	24	7
Hartford	12-0	4-10	2-5	2-4	2-2	4	4	2	0	0	1	27	12
at Xavier	13-0	2-7	0-2	3-4	0-2	2	3	2	0	2	3	25	7
at Duke	14-1	6-14	0-1	1-1	1-3	4	2	2	0	1	1	29	13
Virginia Tech	15-2	2-8	1-4	0-1	0-0	0	3	2	0	2	0	33	5
Boston College	16-3	5-7	3-4	2-2	1-3	4	1	0	0	0	1	31	15
at Florida State	17-4	3-11	1-5	0-2	0-0	0	3	2	0	2	3	34	7
Georgia Tech	18-5	6-13	3-7	1-2	1-3	4	1	3	0	1	3	32	16
at Maryland	19-6	6-12	3-5	2-2	0-1	1	1	0	0	2	2	29	17
at Virginia Tech	20-7	0-2	0-1	0-0	1-1	2	4	3	0	1	4	29	0
Clemson	21-8	1-3	0-1	3-4	0-3	3	0	2	1	0	1	27	5
at Wake Forest	22-8	1-5	1-3	0-0	1-3	4	2	2	0	1	2	24	3

SINGLE GAME BESTS (at Virginia)

POINTS

Season: 17 at Maryland (1/30/08)
 Career: 17 at Maryland (1/30/08)
 ACC: 17 at Maryland (1/30/08)

REBOUNDS

Season: 8 vs. Howard (11/14/07)
 Career: 8 vs. Howard (11/14/07)
 ACC: 4 on four occasions

FG MADE

Season: 6 on four occasions
 Career: 6 on four occasions
 ACC: 6 on three occasions

FG ATTEMPTS

Season: 14 at Duke (1/13/08)
 Career: 14 at Duke (1/13/08)
 ACC: 14 at Duke (1/13/08)

3 PT FG MADE

Season: 4 vs. Northwestern (11/27/07)
 Career: 4 vs. Northwestern (11/27/07)
 ACC: 3 on three occasions

3 PT FG ATTEMPTS

Season: 7 vs. Syracuse (12/5/07), vs. Ga Tech (1/27/08)
 Career: 7 vs. Syracuse (12/5/07), vs. Ga Tech (1/27/08)
 ACC: 7 vs. Georgia Tech (1/27/08)

FT MADE

Season: 3 at Xavier (1/3/08), vs. Clemson (2/7/08)
 Career: 3 at Xavier (1/3/08), vs. Clemson (2/7/08)
 ACC: 3 vs. Clemson (2/7/08)

FT ATTEMPTS

Season: 4 on four occasions
 Career: 4 on four occasions
 ACC: 4 vs. Clemson (2/7/08)

ASSISTS

Season: 6 vs. Elon (12/22/07)
 Career: 6 vs. Elon (12/22/07)
 ACC: 4 at Virginia Tech (2/2/08)

TURNOVERS

Season: 3 on four occasions
 Career: 3 on four occasions
 ACC: 3 vs. GT (1/27/08), at VT (2/2/08)

BLOCKS

Season: 1 vs. Clemson (2/7/08)
 Career: 1 vs. Clemson (2/7/08)
 ACC: 1 vs. Clemson (2/7/08)

STEALS

Season: 2 on five occasions
 Career: 2 on five occasions
 ACC: 2 on three occasions

MINUTES

Season: 34 at Florida State (1/23/08)
 Career: 34 at Florida State (1/23/08)
 ACC: 34 at Florida State (1/23/08)

CAREER STATISTICS (at Virginia)

Year	G-GS	Min-Avg.	FG-FGA	Pct.	3FG-3FGA	Pct.	FT-FTA	Pct.	Off-Def.	Reb-Avg.	PF-DQ	Ast	TO	Blk	Stl	Pts-Avg
2006-07	Did not play after transferring															
ACC																
2007-08	22-8	567-25.8	74-168	.440	33-78	.423	20-33	.606	12-43	55-2.5	42-0	52	37	1	17	201-9.1
ACC	9-8	268-29.8	30-75	.400	12-31	.387	9-14	.643	5-17	22-2.4	17-0	17	16	1	10	81-9.0
CAREER	22-8	567-25.8	74-168	.440	33-78	.423	20-33	.606	12-43	55-2.5	42-0	52	37	1	17	201-9.1
ACC	9-8	268-29.8	30-75	.400	12-31	.387	9-14	.643	5-17	22-2.4	17-0	17	16	1	10	81-9.0



ANDY BURNS

#31

Sophomore • Forward • 6-8 • 212 • Alexandria, Va. • Bishop Ireton H.S.

THIS SEASON:

- Scored his first two points of the season vs. Northwestern
- Had his first career assist at Penn
- Had two rebounds in two minutes of playing time in the season opener vs. Vermont
- Had one rebound and one assist in four minutes of action in the exhibition vs. Carson-Newman

SINGLE GAME BESTS

POINTS

Season: 2 vs. Northwestern (11/27/07)
 Career: 4 vs. UMES (11/26/06)
 ACC: --

REBOUNDS

Season: 2 vs. Vermont (11/11/07)
 Career: 3 vs. UMES (11/26/06)
 ACC: 1 at Virginia Tech (2/10/07)

FG MADE

Season: 1 vs. Northwestern (11/27/07)
 Career: 1 on three occasions
 ACC: --

FG ATTEMPTS

Season: 1 on five occasions
 Career: 2 vs. UMES (11/26/06), vs. Longwood (2/13/07)
 ACC: --

3 PT FG MADE

Season: --
 Career: 1 vs. Longwood (2/13/07)
 ACC: --

3 PT FG ATTEMPTS

Season: 1 vs. Longwood (12/7/07)
 Career: 1 on three occasions
 ACC: --

FT MADE

Season: 1 at Xavier (1/3/08)
 Career: 2 vs. UMES (11/26/06)
 ACC: --

FT ATTEMPTS

Season: 2 at Xavier (1/3/08)
 Career: 4 vs. UMES (11/26/06)
 ACC: --

ASSISTS

Season: 1 at Penn (11/23/07), vs. Longwood (12/7/07)
 Career: 1 at Penn (11/23/07), vs. Longwood (12/7/07)
 ACC: --

TURNOVERS

Season: 1 at Penn (11/23/07), vs. Longwood (12/7/07)
 Career: 1 on three occasions
 ACC: --

BLOCKS

Season: --
 Career: 1 vs. Longwood (2/13/07)
 ACC: --

STEALS

Season: --
 Career: --
 ACC: --

MINUTES


Season: 4 vs. Northwestern (11/27/07), at Xavier (1/3/08)
 Career: 7 vs. UMES (11/26/06)
 ACC: 1 on three occasions

2007-08 GAME-BY-GAME:

Opponent	GP-GS	FG-FGA	3FG-3FGA	FT-FTA	Off-Def	Total	A	TO	Blk	Stl	PF	Min	Pts
Vermont	1-0	0-0	0-0	0-0	1-1	2	0	0	0	0	1	2	0
Howard	2-0	0-1	0-0	0-0	0-0	0	0	0	0	0	0	2	0
at Arizona	DNP												
Drexel	DNP												
at Penn	3-0	0-1	0-0	0-0	1-0	1	1	1	0	0	1	2	0
vs. Seton Hall	DNP												
Northwestern	4-0	1-1	0-0	0-0	0-0	0	0	0	0	0	1	4	2
Syracuse	DNP												
Longwood	5-0	0-1	0-1	0-0	0-0	0	1	1	0	0	0	3	0
Hampton	DNP												
Elon	6-0	0-1	0-0	0-0	0-0	0	0	0	0	0	0	2	0
Hartford	DNP												
at Xavier	7-0	0-0	0-0	1-2	0-1	1	0	0	0	0	0	4	1
at Duke	DNP												
Virginia Tech	DNP												
Boston College	DNP												
at Florida State	DNP												
Georgia Tech	DNP												
at Maryland	DNP												
at Virginia Tech	DNP												
Clemson	8-0	0-0	0-0	0-0	0-0	0	0	0	0	0	0	1	0
at Wake Forest	DNP												

CAREER STATISTICS

Year	G-GS	Min-Avg.	FG-FGA	Pct.	3FG-3FGA	Pct.	FT-FTA	Pct.	Off-Def.	Reb-Avg.	PF-DQ	Ast	TO	Blk	Stl	Pts-Avg
2006-07	13-0	20-1.5	2-4	.500	1-2	.500	2-8	.250	1-5	6-0.5	2-0	0	1	1	0	7-0.5
ACC	3-0	2-0.7	0-0	.000	0-0	.000	0-0	.000	0-1	1-0.3	0-0	0	0	0	0	0-0.0
2007-08	8-0	20-2.5	1-5	.200	0-1	.000	1-2	.500	2-2	4-0.5	3-0	2	2	0	0	3-0.4
ACC	1-0	1-1.0	0-0	.000	0-0	.000	0-0	.000	0-0	0-0.0	0-0	0	0	0	0	0-0.0
CAREER	21-0	40-1.9	3-9	.333	1-3	.333	3-10	.300	3-7	10-0.5	5-0	2	3	1	0	10-0.5
ACC	4-0	3-0.8	0-0	.000	0-0	.000	0-0	.000	0-1	1-0.3	0-0	0	0	0	0	0-0.0



MAMADI DIANE

#24

Junior • Guard/Forward • 6-5 • 201 • Potomac, Md. • DeMatha Catholic H.S.

THIS SEASON:

- Scored in double figures in 14 games this season
- Had 16 points and tied a career-high with four assists at Maryland
- Had 16 points and eight rebounds in a career-high 42 minutes vs. Georgia Tech
- Scored 21 points at Florida State and 20 points vs. Boston College, the first time in his career he has scored at least 20 points in consecutive games
- Tied a season-high with nine rebounds vs. Virginia Tech (1/16)
- Had 11 points and six rebounds at Duke
- Had 20 points, a season-high nine rebounds, three steals, two assists, and two blocks vs. Hartford
- Scored a season-high 22 points, including a career-high six 3-point FG, vs. Northwestern
- Had 12 points and eight rebounds vs. Seton Hall
- Had 13 points, four rebounds and two steals at Penn
- Had 11 points and two rebounds vs. Drexel
- Scored nine points (3-3 3FG) and tied a career high with three blocks at Arizona
- Scored 14 points (5-8 FG, 4-7 3FG) against Howard
- Had 10 points and a team-high eight rebounds in the season opener vs. Vermont

SINGLE GAME BESTS

POINTS

Season: 22 vs. Northwestern (11/27/07)
 Career: 26 vs. Maryland (1/16/07)
 ACC: 26 vs. Maryland (1/16/07)

REBOUNDS

Season: 9 vs. Hartford (12/30/07), vs. Va Tech (1/16/08)
 Career: 11 vs. Hampton (12/16/06)
 ACC: 10 vs. Wake Forest (2/4/06)

FG MADE

Season: 6 on five occasions
 Career: 9 vs. Maryland (1/16/07)
 ACC: 9 vs. Maryland (1/16/07)

FG ATTEMPTS

Season: 17 vs. Georgia Tech (1/27/08)
 Career: 17 vs. Georgia Tech (1/27/08)
 ACC: 17 vs. Georgia Tech (1/27/08)

3 PT FG MADE

Season: 6 vs. Northwestern (11/27/07)
 Career: 6 vs. Northwestern (11/27/07)
 ACC: 5 at Florida State (1/23/08)

3 PT FG ATTEMPTS

Season: 10 vs. Boston College (1/19/08)
 Career: 10 vs. Boston College (1/19/08)
 ACC: 10 vs. Boston College (1/19/08)

FT MADE

Season: 5 at Wake Forest (2/9/08)
 Career: 7 vs. Loyola (12/23/05), vs. UMES (11/26/06)
 ACC: 6 vs. Maryland (1/16/07)

FT ATTEMPTS

Season: 7 at Virginia Tech (2/2/08)
 Career: 8 vs. Loyola (12/23/05)
 ACC: 7 vs. Md (1/16/07), at VT (2/2/08)

ASSISTS

Season: 4 at Maryland (1/30/08)
 Career: 4 vs. Loyola (12/23/05), at Md (1/30/08)
 ACC: 4 at Maryland (1/30/08)

TURNOVERS

Season: 4 vs. Vermont (11/11/07)
 Career: 5 vs. Morgan State (11/19/06)
 ACC: 4 vs. Virginia Tech (3/1/07)

BLOCKS

Season: 3 at Arizona (11/17/07)
 Career: 3 vs. Liberty (11/18/05), at Arizona (11/17/07)
 ACC: 2 on 4 occasions

STEALS

Season: 3 vs. Hartford (12/30/07)
 Career: 4 vs. Maryland (1/16/07)
 ACC: 4 vs. Maryland (1/16/07)

MINUTES


Season: 42 vs. Georgia Tech (1/27/08)
 Career: 42 vs. Georgia Tech (1/27/08)
 ACC: 42 vs. Georgia Tech (1/27/08)

2007-08 GAME-BY GAME:

Opponent	GP-GS	FG-FGA	3FG-3FGA	FT-FTA	Off-Def	Total	A	TO	Blk	Stl	PF	Min	Pts
Vermont	1-1	4-7	1-3	1-3	1-7	8	1	4	0	0	2	29	10
Howard	2-2	5-8	4-7	0-0	1-1	2	1	2	0	1	2	20	14
at Arizona	3-3	3-4	3-3	0-0	0-1	1	1	3	3	0	2	36	9
Drexel	4-4	3-7	2-4	3-4	2-0	2	0	3	0	0	3	28	11
at Penn	5-5	5-10	1-3	2-2	1-3	4	1	0	1	2	4	25	13
vs. Seton Hall	6-6	4-7	2-4	2-3	4-4	8	2	1	2	0	2	33	12
Northwestern	7-7	6-11	6-9	4-4	1-6	7	3	3	1	0	2	29	22
Syracuse	8-8	4-7	2-4	0-0	0-2	2	0	0	1	1	3	33	10
Longwood	9-9	4-11	2-5	1-2	1-3	4	1	0	1	0	1	18	11
Hampton	10-10	0-5	0-2	0-0	0-1	1	3	1	0	0	1	18	0
Elon	11-11	4-8	0-3	1-2	0-0	0	1	1	0	2	1	30	9
Hartford	12-12	6-8	4-5	4-6	1-8	9	2	3	2	3	3	34	20
at Xavier	13-13	2-8	1-3	2-3	1-1	2	1	0	0	0	1	17	7
at Duke	14-14	3-12	1-5	4-5	3-3	6	1	0	0	0	2	32	11
Virginia Tech	15-15	3-10	0-2	2-5	2-7	9	2	3	0	0	4	38	8
Boston College	16-16	6-14	4-10	4-5	1-4	5	2	3	0	1	4	34	20
at Florida State	17-17	6-12	5-9	4-4	2-3	5	0	1	0	1	2	37	21
Georgia Tech	18-18	5-17	3-9	3-5	7-1	8	0	1	1	0	2	42	16
at Maryland	19-19	6-13	2-6	2-2	2-1	3	4	2	0	1	2	34	16
at Virginia Tech	20-20	2-8	1-4	3-7	0-4	4	0	2	1	0	3	36	8
Clemson	21-21	1-8	0-2	0-0	0-1	1	0	1	0	1	1	24	2
at Wake Forest	22-21	2-9	0-2	5-6	5-1	6	1	1	0	0	2	17	9

CAREER STATISTICS

Year	G-GS	Min-Avg.	FG-FGA	Pct.	3FG-3FGA	Pct.	FT-FTA	Pct.	Off-Def.	Reb-Avg.	PF-DQ	Ast	TO	Blk	Stl	Pts-Avg
2005-06	30-11	668-22.3	65-193	.337	16-66	.242	35-43	.814	33-79	112-3.7	42-0	32	36	11	22	181-6.0
ACC	16-1	321-20.1	31-94	.330	7-36	.194	12-15	.800	20-39	59-3.7	22-0	17	17	3	10	81-5.1
2006-07	32-32	883-27.6	111-251	.442	42-120	.350	43-57	.754	34-78	112-3.5	61-3	38	42	13	26	307-9.6
ACC	16-16	446-27.9	49-132	.371	18-64	.281	18-27	.667	17-37	54-3.4	32-2	18	21	8	15	134-8.4
2007-08	22-21	644-29.3	84-204	.412	44-104	.423	47-68	.691	35-62	97-4.4	49-0	27	35	13	13	259-11.8
ACC	9-8	294-32.7	34-103	.330	16-49	.327	27-39	.692	22-25	47-5.2	22-0	10	14	2	4	111-12.3
CAREER	84-64	2195-26.1	260-648	.401	102-290	.352	125-168	.744	102-219	321-3.8	152-3	97	113	37	61	747-8.9
ACC	41-25	1061-25.9	114-329	.347	41-149	.275	57-81	.704	59-101	160-3.9	76-2	45	52	13	29	326-8.0



MUSTAPHA FARRAKHAN

#2

Freshman • Guard • 6-4 • 175 • Harvey, Ill. • Thornton Township H.S.

THIS SEASON:

- Had a career-high four rebounds at Maryland, playing a career-high 12 minutes
- Has played a total of 39 minutes off the bench in the last five games
- Scored three points vs. Georgia Tech
- Had three points at Xavier
- Scored two points vs. Elon
- Had two points and an assist vs. Hampton
- Scored his first career points (4) in 10 minutes of action vs. Howard
- Made his Cavalier debut vs. Vermont, playing four minutes
- Had 13 points and five rebounds in the exhibition game against Carson-Newman

SINGLE GAME BESTS

POINTS

Season: 4 vs. Howard (11/14/07)
 Career: 4 vs. Howard (11/14/07)
 ACC: 3 vs. Georgia Tech (1/27/08)

REBOUNDS

Season: 4 at Maryland (1/30/08)
 Career: 4 at Maryland (1/30/08)
 ACC: 4 at Maryland (1/30/08)

FG MADE

Season: 2 vs. Howard (11/14/07)
 Career: 2 vs. Howard (11/14/07)
 ACC: 1 vs. Georgia Tech (1/27/08)

FG ATTEMPTS

Season: 6 vs. Howard (11/14/07)
 Career: 6 vs. Howard (11/14/07)
 ACC: 5 vs. Georgia Tech (1/27/08)

3 PT FG MADE

Season: 1 at Xavier (1/3/08), vs. Ga Tech (1/27/08)
 Career: 1 at Xavier (1/3/08), vs. Ga Tech (1/27/08)
 ACC: 1 vs. Georgia Tech (1/27/08)

3 PT FG ATTEMPTS

Season: 3 vs. Georgia Tech (1/27/08)
 Career: 3 vs. Georgia Tech (1/27/08)
 ACC: 3 vs. Georgia Tech (1/27/08)

FT MADE

Season: 1 at Maryland (1/30/08)
 Career: 1 at Maryland (1/30/08)
 ACC: 1 at Maryland (1/30/08)

FT ATTEMPTS

Season: 2 vs. Hartford (12/30/07), at Md (1/30/08)
 Career: 2 vs. Hartford (12/30/07), at Md (1/30/08)
 ACC: 2 at Maryland (1/30/08)

ASSISTS

Season: 1 on four occasions
 Career: 1 on four occasions
 ACC: 1 vs. Georgia Tech (1/27/08)

TURNOVERS

Season: 3 at Penn (11/23/07)
 Career: 3 at Penn (11/23/07)
 ACC: 2 vs. Clemson (2/7/08)

BLOCKS

Season: --
 Career: --
 ACC: --

STEALS

Season: 1 vs. Howard (11/14/07), at Xavier (1/3/08)
 Career: 1 vs. Howard (11/14/07), at Xavier (1/3/08)
 ACC: --

MINUTES


Season: 12 at Md (1/30/08), vs. Clemson (2/7/08)
 Career: 12 at Md (1/30/08), vs. Clemson (2/7/08)
 ACC: 12 at Md (1/30/08), vs. Clemson (2/7/08)

2007-08 GAME-BY-GAME:

Opponent	GP-GS	FG-FGA	3FG-3FGA	FT-FTA	Off-Def	Total	A	TO	Blk	Stl	PF	Min	Pts
Vermont	1-0	0-2	0-0	0-0	0-0	0	0	0	0	0	1	4	0
Howard	2-0	2-6	0-1	0-0	1-1	2	1	0	0	1	2	10	4
at Arizona	3-0	0-0	0-0	0-0	0-0	0	0	0	0	0	0	2	0
Drexel	4-0	0-1	0-0	0-0	0-2	2	0	0	0	0	0	3	0
at Penn	5-0	0-2	0-2	0-0	0-2	2	0	3	0	0	0	10	0
vs. Seton Hall	DNP												
Northwestern	6-0	1-3	0-2	0-0	0-1	1	0	1	0	0	0	8	2
Syracuse	DNP												
Longwood	7-0	0-0	0-0	0-0	0-0	0	0	0	0	0	0	2	0
Hampton	8-0	1-3	0-1	0-0	0-0	0	1	0	0	0	0	5	2
Elon	9-0	1-2	0-1	0-0	0-0	0	0	2	0	0	0	7	2
Hartford	10-0	0-0	0-0	0-2	0-1	1	1	2	0	0	1	3	0
at Xavier	11-0	1-5	1-2	0-0	1-0	1	0	0	0	1	0	10	3
at Duke	12-0	0-0	0-0	0-1	0-0	0	0	1	0	0	0	4	0
Virginia Tech	DNP												
Boston College	DNP												
at Florida State	DNP												
Georgia Tech	13-0	1-5	1-3	0-0	0-1	1	1	0	0	0	0	6	3
at Maryland	14-0	0-1	0-1	1-2	1-3	4	0	0	0	0	1	12	1
at Virginia Tech	15-0	0-2	0-1	0-0	0-0	0	0	0	0	0	1	5	0
Clemson	16-0	0-4	0-1	0-0	1-0	1	0	2	0	0	1	12	0
at Wake Forest	17-0	0-1	0-1	0-0	0-0	0	0	0	0	0	0	4	0

CAREER STATISTICS

Year	G-GS	Min-Avg.	FG-FGA	Pct.	3FG-3FGA	Pct.	FT-FTA	Pct.	Off-Def.	Reb-Avg.	PF-DQ	Ast	TO	Blk	Stl	Pts-Avg
2007-08	17-0	107-6.3	7-37	.189	2-16	.125	1-5	.200	4-11	15-0.9	7-0	4	11	0	2	17-1.0
ACC	6-0	43-7.2	1-13	.077	1-7	.143	1-3	.333	2-4	6-1.0	3-0	1	3	0	0	4-0.7
CAREER	17-0	107-6.3	7-37	.189	2-16	.125	1-5	.200	4-11	15-0.9	7-0	4	11	0	2	17-1.0
ACC	6-0	43-7.2	1-13	.077	1-7	.143	1-3	.333	2-4	6-1.0	3-0	1	3	0	0	4-0.7



WILL HARRIS

#43

Sophomore • Forward/Guard • 6-6 • 245 • Corona, N.Y. • Brewster Academy

THIS SEASON:

- Had six points and four rebounds at Xavier
- Made a career-high two 3-point field goals and tied a season-high with seven points vs. Elon
- Had four points and tied his career-high with eight rebounds vs. Longwood
- Scored seven points (3-3 FG) vs. Syracuse
- Had four rebounds vs. Northwestern
- Had six points (3-6 FG) along with three rebounds at Penn
- Scored two points and had six rebounds vs. Howard
- Played two minutes in the season opener vs. Vermont

SINGLE GAME BESTS

POINTS

Season: 7 vs. Syracuse (12/5/07), vs. Elon (12/22/07)
 Career: 16 vs. Morgan State (11/19/06)
 ACC: 14 vs. NC State (12/3/06)

REBOUNDS

Season: 8 vs. Longwood (12/7/07)
 Career: 8 on three occasions
 ACC: 6 vs. NC State (12/3/06)

FG MADE

Season: 3 at Penn (11/23/07), vs. Syracuse (12/5/07)
 Career: 7 vs. Morgan State (11/19/06)
 ACC: 5 vs. NC State (12/3/06)

FG ATTEMPTS

Season: 6 at Penn (11/23/07)
 Career: 12 vs. Morgan State (11/19/06)
 ACC: 6 on 4 occasions

3 PT FG MADE

Season: 2 vs. Elon (12/22/07)
 Career: 2 vs. Elon (12/22/07)
 ACC: 1 on 6 occasions

3 PT FG ATTEMPTS

Season: 3 vs. Elon (12/22/07)
 Career: 3 vs. UMES (11/26/06), vs. Elon (12/22/07)
 ACC: 2 vs. NC State (12/3/06), vs. Miami (2/3/07)

FT MADE

Season: 2 on three occasions
 Career: 3 vs. Arizona (11/12/06), vs. NC State (12/3/06)
 ACC: 3 vs. NC State (12/3/06)

FT ATTEMPTS

Season: 3 vs. Longwood (12/7/07)
 Career: 4 on 3 occasions
 ACC: 4 vs. NC State (12/3/06), at Va. Tech (2/10/07)

ASSISTS

Season: 1 on three occasions
 Career: 4 vs. Gonzaga (1/3/07)
 ACC: 1 on three occasions

TURNOVERS

Season: 2 on four occasions
 Career: 5 vs. Morgan State (11/19/06)
 ACC: 3 vs. Maryland (1/16/07)

BLOCKS

Season: --
 Career: 2 vs. Longwood (2/13/07)
 ACC: 1 vs. Georgia Tech (2/24/07)

STEALS

Season: 1 on 3 occasions
 Career: 1 on 9 occasions
 ACC: 1 on 5 occasions

MINUTES


Season: 20 vs. Longwood (12/7/07)
 Career: 26 vs. Puerto Rico-Mayaguez (12/21/06)
 ACC: 22 at Virginia Tech (2/10/07)

2007-08 GAME-BY-GAME:

Opponent	GP-GS	FG-FGA	3FG-3FGA	FT-FTA	Off-Def	Total	A	TO	Blk	Stl	PF	Min	Pts
Vermont	1-0	0-1	0-0	0-0	0-0	0	0	0	0	0	0	2	0
Howard	2-0	1-2	0-0	0-0	1-5	6	0	2	0	0	1	9	2
at Arizona	3-0	0-1	0-0	0-0	0-0	0	0	1	0	0	1	2	0
Drexel	DNP												
at Penn	4-0	3-6	0-1	0-1	1-2	3	1	0	0	1	0	13	6
vs. Seton Hall	5-0	0-1	0-0	2-2	0-1	1	0	0	0	0	0	3	2
Northwestern	6-0	0-3	0-1	0-0	2-2	4	0	1	0	1	1	17	0
Syracuse	7-0	3-3	1-1	0-0	1-1	2	0	1	0	0	1	9	7
Longwood	8-0	1-3	0-0	2-3	5-3	8	0	2	0	1	0	20	4
Hampton	9-0	0-2	0-0	2-2	2-1	3	1	2	0	0	2	9	2
Elon	10-0	2-3	2-3	1-2	0-5	5	0	0	0	0	1	11	7
Hartford	11-0	1-2	0-1	0-1	0-1	1	0	0	0	0	1	10	2
at Xavier	12-0	2-5	1-1	1-2	2-2	4	0	1	0	0	2	16	6
at Duke	13-0	0-0	0-0	0-0	0-0	0	0	0	0	0	1	1	0
Virginia Tech	DNP												
Boston College	DNP												
at Florida State	14-0	0-0	0-0	0-0	0-1	1	0	0	0	0	0	2	0
Georgia Tech	DNP												
at Maryland	15-0	1-3	0-1	1-2	0-0	0	1	2	0	0	1	11	3
at Virginia Tech	DNP												
Clemson	DNP												
at Wake Forest	DNP												

CAREER STATISTICS

Year	G-GS	Min-Avg.	FG-FGA	Pct.	3FG-3FGA	Pct.	FT-FTA	Pct.	Off-Def.	Reb-Avg.	PF-DQ	Ast	TO	Blk	Stl	Pts-Avg
2006-07	32-3	444-13.9	45-121	.372	9-36	.250	16-24	.667	39-64	103-3.2	48-0	13	31	9	6	115-3.6
ACC	16-0	189-11.8	22-53	.415	5-15	.333	8-13	.615	15-28	43-2.7	25-0	2	16	1	5	57-3.6
2007-08	15-0	135-9.0	14-35	.400	4-9	.444	9-15	.600	14-24	38-2.5	12-0	3	12	0	3	41-2.7
ACC	3-0	14-4.7	1-3	.333	0-1	.000	1-2	.500	0-1	1-0.3	2-0	1	2	0	0	3-1.0
CAREER	47-3	579-12.3	59-156	.378	13-45	.289	25-39	.641	53-88	141-3.0	60-0	16	43	9	9	156-3.3
ACC	19-0	203-10.7	23-56	.411	5-16	.313	9-15	.600	15-29	44-2.3	27-0	3	18	1	5	60-3.2



JEFF JONES

#1

Freshman • Guard • 6-4 • 193 • Chester, Pa. • Monsignor Bonner H.S.

THIS SEASON:

- Has started 14 games this season, including the first 13 games
- Had four points and four rebounds at Wake Forest
- Had eight points vs. Hartford
- Scored 10 points and had four rebounds vs. Elon
- Had eight points, five rebounds, and two assists vs. Northwestern
- Scored a career-high 15 points (5-7 3FG) at Arizona
- Had first career double-figure scoring game with 10 points vs. Howard
- Started the season opener vs. Vermont, his collegiate debut, and had eight points and six rebounds
- Had 12 points and six rebounds in a start in the exhibition against Carson-Newman

SINGLE GAME BESTS

POINTS

Season: 15 at Arizona (11/17/07)
 Career: 15 at Arizona (11/17/07)
 ACC: 4 at Wake Forest (2/9/08)

REBOUNDS

Season: 6 vs. Vermont (11/11/07)
 Career: 6 vs. Vermont (11/11/07)
 ACC: 4 at Wake Forest (2/9/08)

FG MADE

Season: 5 at Arizona (11/17/07)
 Career: 5 at Arizona (11/17/07)
 ACC: 1 vs. BC (1/19/08), at WF (2/9/08)

FG ATTEMPTS

Season: 9 vs. Howard (11/14/07)
 Career: 9 vs. Howard (11/14/07)
 ACC: 6 at Wake Forest (2/9/08)

3 PT FG MADE

Season: 5 at Arizona (11/17/07)
 Career: 5 at Arizona (11/17/07)
 ACC: 1 at Wake Forest (2/9/08)

3 PT FG ATTEMPTS

Season: 7 at Arizona (11/17/07)
 Career: 7 at Arizona (11/17/07)
 ACC: 2 at FSU (1/23/08), at WF (2/9/08)

FT MADE

Season: 4 vs. N'western (11/27/07), vs. Hartford (12/30/07)
 Career: 4 vs. N'western (11/27/07), vs. Hartford (12/30/07)
 ACC: 2 vs. Virginia Tech (1/16/08)

FT ATTEMPTS

Season: 5 vs. N'western (11/27/07), vs. Hartford (12/30/07)
 Career: 5 vs. N'western (11/27/07), vs. Hartford (12/30/07)
 ACC: 2 on three occasions

ASSISTS

Season: 2 on three occasions
 Career: 2 on three occasions
 ACC: 1 vs. GT (1/27/08), at Md (1/30/08)

TURNOVERS

Season: 4 vs. Longwood (12/7/07)
 Career: 4 vs. Longwood (12/7/07)
 ACC: 3 at Duke (1/13/08)

BLOCKS

Season: 1 on three occasions
 Career: 1 on three occasions
 ACC: --

STEALS

Season: 3 vs. Howard (11/14/07)
 Career: 3 vs. Howard (11/14/07)
 ACC: 1 at FSU (1/23/08), at VT (2/2/08)

MINUTES


Season: 23 vs. Vermont (11/11/07), vs. Hartford (12/30/07)
 Career: 23 vs. Vermont (11/11/07), vs. Hartford (12/30/07)
 ACC: 17 at Wake Forest (2/9/08)

2007-08 GAME-BY GAME:

Opponent	GP-GS	FG-FGA	3FG-3FGA	FT-FTA	Off-Def	Total	A	TO	Blk	Stl	PF	Min	Pts
Vermont	1-1	3-4	0-0	2-3	1-5	6	1	0	1	0	0	23	8
Howard	2-2	4-9	0-2	2-4	2-1	3	2	2	1	3	1	21	10
at Arizona	3-3	5-8	5-7	0-0	0-1	1	0	3	0	0	3	21	15
Drexel	4-4	1-3	0-0	0-0	0-2	2	0	2	1	0	0	9	2
at Penn	5-5	0-1	0-1	2-4	0-0	0	1	1	0	0	4	9	2
vs. Seton Hall	6-6	2-7	0-1	0-0	1-1	2	0	2	0	0	2	18	4
Northwestern	7-7	2-8	0-2	4-5	0-5	5	2	0	0	0	2	21	8
Syracuse	8-8	2-4	0-1	0-0	1-0	1	1	2	0	1	2	12	4
Longwood	9-9	0-5	0-2	0-0	0-3	3	0	4	0	1	3	18	0
Hampton	10-10	2-7	0-2	2-2	1-1	2	2	1	0	0	1	14	6
Elon	11-11	4-8	0-2	2-2	0-4	4	0	1	0	0	0	22	10
Hartford	12-12	2-3	0-0	4-5	0-1	1	0	2	0	0	1	23	8
at Xavier	13-13	1-1	0-0	0-0	0-1	1	0	1	0	0	1	6	2
at Duke	14-13	0-0	0-0	0-0	0-1	1	0	3	0	0	0	4	0
Virginia Tech	15-13	0-2	0-0	2-2	1-0	1	0	0	0	0	0	11	2
Boston College	16-13	1-4	0-1	0-0	1-0	1	0	1	0	0	0	12	2
at Florida State	17-13	0-3	0-2	0-0	0-0	0	0	1	0	1	4	10	0
Georgia Tech	18-13	0-0	0-0	0-0	0-0	0	1	1	0	0	3	4	0
at Maryland	19-13	0-0	0-0	0-0	0-1	1	1	1	0	0	0	3	0
at Virginia Tech	20-13	0-2	0-0	1-1	0-1	1	0	2	0	1	3	14	0
Clemson	21-13	0-1	0-1	1-2	0-0	0	0	0	0	0	0	8	1
at Wake Forest	22-14	1-6	1-2	1-2	0-4	4	0	2	0	0	1	17	4

CAREER STATISTICS

Year	G-GS	Min-Avg.	FG-FGA	Pct.	3FG-3FGA	Pct.	FT-FTA	Pct.	Off-Def.	Reb-Avg.	PF-DQ	Ast	TO	Blk	Stl	Pts-Avg
2007-08	22-14	300-13.6	30-86	.349	6-26	.231	22-32	.688	8-32	40-1.8	31-0	11	32	3	7	88-4.0
ACC	9-1	83-9.2	2-18	.111	1-6	.167	4-7	.571	2-7	9-1.0	11-0	2	11	0	2	9-1.0
CAREER	22-14	300-13.6	30-86	.349	6-26	.231	22-32	.688	8-32	40-1.8	31-0	11	32	3	7	88-4.0
ACC	9-1	83-9.2	2-18	.111	1-6	.167	4-7	.571	2-7	9-1.0	11-0	2	11	0	2	9-1.0



ADRIAN JOSEPH

#30

Senior • Forward • 6-7 • 201 • San Fernando, Trinidad • Brewster Academy

THIS SEASON:

- Co-captain for the 2007-08 season
- Has had five double-doubles in points and rebounds this season
- Has had double figure rebounds in six games this season
- Had 19 points, tying his career high against an ACC opponent, and six rebounds vs. Clemson
- Had 13 points, nine rebounds, and tied a career-high with three assists vs. Georgia Tech
- Had 17 points and eight rebounds at Florida State
- Scored 17 points, all in the second half, vs. Boston College
- Had a double-double (15 pts, 12 reb.) and tied a career-high with two blocks vs. Hartford
- Scored 16 points, all in the second half, against Elon
- Scored a team-high 19 points vs. Hampton on 7-11 FG (4-7 3FG)
- Had a double-double (13 points, 10 rebounds) vs. Longwood
- Had a double-double (19 points, 13 rebounds) vs. Syracuse
- Grabbed a career-high 16 rebounds vs. Seton Hall
- Had 23 points (one shy of his career high) and 11 rebounds at Penn to post his second consecutive double-double
- Posted his first career double-double with 11 points and 11 rebounds vs. Drexel
- Scored four points at Arizona, including two free throws in the final minute
- Had 19 points against Vermont in the season opener, tying career highs with five 3-point field goals and three assists

2007-08 GAME-BY GAME:

Opponent	GP-GS	FG-FGA	3FG-3FGA	FT-FTA	Off-Def	Total	A	TO	Blk	Stl	PF	Min	Pts
Vermont	1-1	7-11	5-8	0-0	0-6	6	3	1	1	0	2	31	19
Howard	2-2	2-10	1-5	0-0	1-4	5	1	0	0	2	0	22	5
at Arizona	3-3	1-2	0-1	2-2	2-1	3	1	1	0	1	2	22	4
Drexel	4-4	4-9	1-4	2-2	2-9	11	1	0	0	0	2	30	11
at Penn	5-5	7-14	5-7	4-5	5-6	11	0	2	1	1	2	24	23
vs. Seton Hall	6-6	2-7	2-5	0-0	5-11	16	1	5	1	0	1	28	6
Northwestern	7-7	3-9	2-5	0-0	1-4	5	0	0	1	3	1	18	8
Syracuse	8-8	8-18	3-10	0-0	4-9	13	2	5	0	0	2	38	19
Longwood	9-9	4-11	3-8	2-3	2-8	10	1	3	1	0	1	28	13
Hampton	10-10	7-11	4-7	1-3	0-3	3	1	4	0	2	3	31	19
Elon	11-11	6-12	1-6	3-4	1-1	2	2	0	0	2	1	23	16
Hartford	12-12	5-12	3-7	2-2	3-9	12	0	1	2	1	1	30	15
at Xavier	13-13	2-7	2-6	0-0	2-1	3	2	1	0	0	0	18	6
at Duke	14-14	1-4	0-1	1-1	3-6	9	1	0	0	0	0	30	3
Virginia Tech	15-15	4-13	3-11	0-0	1-7	8	0	1	0	1	1	39	11
Boston College	16-16	6-12	1-3	4-4	3-2	5	0	1	0	1	2	27	17
at Florida State	17-17	7-12	3-7	0-0	4-4	8	1	2	0	0	0	37	17
Georgia Tech	18-18	5-11	2-6	1-2	1-8	9	3	1	0	0	1	33	13
at Maryland	19-19	0-4	0-2	2-2	1-2	3	0	2	0	1	1	16	2
at Virginia Tech	20-20	3-9	2-6	0-0	1-7	8	3	0	1	1	3	42	8
Clemson	21-21	8-12	2-5	1-2	2-4	6	1	3	1	1	1	34	19
at Wake Forest	22-22	2-7	0-1	0-0	0-3	3	0	4	0	1	2	32	4

SINGLE GAME BESTS

POINTS

Season: 23 at Penn (11/23/07)
 Career: 24 vs. Loyola (12/23/05)
 ACC: 19 vs. Wake (1/2/05), vs. Clemson (2/7/08)

REBOUNDS

Season: 16 vs. Seton Hall (11/24/07)
 Career: 16 vs. Seton Hall (11/24/07)
 ACC: 9 at Duke (1/13/08), vs. Ga Tech (1/27/08)

FG MADE

Season: 8 vs. Syracuse (12/5/07), vs. Clemson (2/7/08)
 Career: 9 vs. Loyola (12/23/05)
 ACC: 8 vs. Clemson (2/7/08)

FG ATTEMPTS

Season: 18 vs. Syracuse (12/5/07)
 Career: 18 vs. Syracuse (12/5/07)
 ACC: 13 vs. Virginia Tech (1/16/08)

3 PT FG MADE

Season: 5 vs. Vermont (11/11/07), at Penn (11/23/07)
 Career: 5 on four occasions
 ACC: 5 vs. Florida State (2/17/07)

3 PT FG ATTEMPTS

Season: 11 vs. Virginia Tech (1/16/08)
 Career: 11 vs. Virginia Tech (1/16/08)
 ACC: 11 vs. Virginia Tech (1/16/08)

FT MADE

Season: 4 at Penn (11/23/07), vs. BC (1/19/08)
 Career: 4 on four occasions
 ACC: 4 vs. Clemson (1/7/06), vs. BC (1/19/08)

FT ATTEMPTS

Season: 5 at Penn (11/23/07)
 Career: 5 at Penn (11/23/07)
 ACC: 4 on three occasions

ASSISTS

Season: 3 on three occasions
 Career: 3 on seven occasions
 ACC: 3 on four occasions

TURNOVERS

Season: 5 vs. Seton Hall (11/24/07), vs. Syracuse (12/5/07)
 Career: 5 on three occasions
 ACC: 4 at Wake Forest (2/9/08)

BLOCKS

Season: 2 vs. Hartford (12/30/07)
 Career: 2 on six occasions
 ACC: 2 at NC State (2/1/06)

STEALS


Season: 3 vs. Northwestern (11/27/07)
 Career: 3 on three occasions
 ACC: 3 vs. Duke (1/16/05)

MINUTES

Season: 42 at Virginia Tech (2/2/08)
 Career: 42 at Virginia Tech (2/2/08)
 ACC: 42 at Virginia Tech (2/2/08)

CAREER STATISTICS

Year	G-GS	Min-Avg.	FG-FGA	Pct.	3FG-3FGA	Pct.	FT-FTA	Pct.	Off-Def.	Reb-Avg.	PF-DQ	Ast	TO	Blk	Stl	Pts-Avg
2004-05	23-6	322-14.0	37-93	.398	14-41	.341	9-13	.692	9-18	27-1.2	21-0	8	12	3	10	97-4.2
ACC	11-5	195-17.7	21-53	.396	12-26	.462	7-7	1.000	7-10	17-1.5	14-0	6	5	1	6	61-5.5
2005-06	30-19	857-28.6	103-256	.402	46-136	.338	31-42	.738	32-102	134-4.5	46-1	16	45	19	11	283-9.4
ACC	16-14	465-29.1	53-132	.402	25-74	.338	15-18	.833	14-60	74-4.6	21-0	9	20	7	5	146-9.1
2006-07	31-3	686-22.1	88-199	.442	42-121	.347	6-8	.750	33-76	109-3.5	39-0	29	26	7	11	224-7.2
ACC	16-0	308-19.3	37-92	.402	21-62	.339	0-0	.000	12-34	46-2.9	20-0	11	11	5	2	95-5.9
2007-08	22-22	633-28.8	94-217	.433	45-121	.372	25-32	.781	44-115	159-7.2	29-0	24	37	9	18	258-11.7
ACC	9-9	290-32.2	36-84	.429	13-42	.310	9-11	.818	16-43	59-6.6	11-0	9	14	2	6	94-10.4
CAREER	106-50	2498-23.6	322-765	.421	147-419	.351	71-95	.747	118-311	429-4.0	135-1	77	120	38	50	862-8.1
ACC	52-28	1258-24.2	147-361	.407	71-204	.348	31-36	.861	49-147	196-3.8	66-0	35	50	15	19	396-7.6



JEROME MEYINSSE

#55

Sophomore • Forward/Center • 6-8 • 245 • Baton Rouge, La. • McKinley H.S.

THIS SEASON:

- Has played off the bench in the last 14 games
- Had two points and one rebound vs. Clemson
- Had four points (ACC career high) and three rebounds at Florida State
- Had two points and three rebounds vs. Boston College
- Had three points, seven rebounds, and his first block of the season vs. Hartford
- Had a career-high 12 points with 5-5 FG shooting vs. Elon
- Scored nine points and grabbed a career-high nine rebounds vs. Hampton
- Had three rebounds vs. Longwood
- Scored two points vs. Howard and Northwestern
- Had four points and two rebounds in the season opener vs. Vermont
- Had seven points and seven rebounds in 14 minutes of action in the exhibition against Carson-Newman

SINGLE GAME BESTS

POINTS

Season: 12 vs. Elon (12/22/07)
 Career: 12 vs. Elon (12/22/07)
 ACC: 4 at Florida State (1/23/08)

REBOUNDS

Season: 9 vs. Hampton (12/19/07)
 Career: 9 vs. Hampton (12/19/07)
 ACC: 3 vs. BC (1/19/08), at FSU (1/23/08)

FG MADE

Season: 5 vs. Elon (12/22/07)
 Career: 5 vs. Elon (12/22/07)
 ACC: 2 at Florida State (1/23/08)

FG ATTEMPTS

Season: 7 vs. Hampton (12/19/07)
 Career: 7 vs. Hampton (12/19/07)
 ACC: 3 vs. Clemson (2/7/08)

3 PT FG MADE

Season: --
 Career: --
 ACC: --

3 PT FG ATTEMPTS

Season: --
 Career: --
 ACC: --

FT MADE

Season: 2 vs. Elon (12/22/07)
 Career: 5 vs. UMES (11/26/06)
 ACC: --

FT ATTEMPTS

Season: 4 vs. Elon (12/22/07)
 Career: 6 vs. UMES (11/26/06)
 ACC: 2 vs. Boston College (1/19/08)

ASSISTS

Season: 1 vs. Hampton (12/19/07), vs. Elon (12/22/07)
 Career: 1 on three occasions
 ACC: --

TURNOVERS

Season: 2 vs. Vermont (11/11/07), at Penn (11/23/07)
 Career: 2 on three occasions
 ACC: --

BLOCKS

Season: 1 vs. Hartford (12/30/07)
 Career: 1 on three occasions
 ACC: --

STEALS

Season: 1 on three occasions
 Career: 2 vs. PR-Mayaguez (12/21/06)
 ACC: 1 at Florida State (1/23/08)

MINUTES

Season: 22 vs. Hampton (12/19/07)
 Career: 22 vs. Hampton (12/19/07)
 ACC: 14 at Florida State (1/23/08)

2007-08 GAME-BY-GAME:

Opponent	GP-GS	FG-FGA	3FG-3FGA	FT-FTA	Off-Def	Total	A	TO	Blk	Stl	PF	Min	Pts
Vermont	1-0	2-2	0-0	0-0	1-1	2	0	2	0	0	2	10	4
Howard	2-0	1-1	0-0	0-0	1-0	1	0	0	0	0	0	5	2
at Arizona	DNP												
Drexel	3-0	0-0	0-0	0-0	0-1	1	0	0	0	0	0	2	0
at Penn	4-0	0-0	0-0	0-0	1-0	1	0	2	0	1	2	4	0
vs. Seton Hall	DNP												
Northwestern	5-0	1-1	0-0	0-0	0-1	1	0	0	0	0	0	6	2
Syracuse	DNP												
Longwood	6-0	0-0	0-0	0-0	2-1	3	0	1	0	0	0	6	0
Hampton	7-0	4-7	0-0	1-3	3-6	9	1	1	0	0	4	22	9
Elon	8-0	5-5	0-0	2-4	1-1	2	1	0	0	1	4	21	12
Hartford	9-0	1-3	0-0	1-1	2-5	7	0	0	1	0	2	14	3
at Xavier	10-0	0-0	0-0	0-0	0-0	0	0	1	0	0	0	7	0
at Duke	11-0	0-0	0-0	0-0	0-1	1	0	0	0	0	1	5	0
Virginia Tech	12-0	0-0	0-0	0-0	1-0	1	0	0	0	0	2	4	0
Boston College	13-0	1-2	0-0	0-2	0-3	3	0	0	0	0	1	8	2
at Florida State	14-0	2-2	0-0	0-0	1-2	3	0	0	0	1	4	14	4
Georgia Tech	15-0	0-0	0-0	0-0	0-1	1	0	0	0	0	0	5	0
at Maryland	16-0	1-1	0-0	0-0	0-0	0	0	0	0	0	4	9	2
at Virginia Tech	17-0	0-0	0-0	0-0	0-0	0	0	0	0	0	3	2	0
Clemson	18-0	1-3	0-0	0-0	0-1	1	0	0	0	0	1	8	2
at Wake Forest	19-0	1-2	0-0	0-0	2-0	2	0	0	0	0	0	4	2

CAREER STATISTICS

Year	G-GS	Min-Avg.	FG-FGA	Pct.	3FG-3FGA	Pct.	FT-FTA	Pct.	Off-Def.	Reb-Avg.	PF-DQ	Ast	TO	Blk	Stl	Pts-Avg
2006-07	15-0	100-6.7	4-11	.364	0-0	.000	9-13	.692	3-17	20-1.3	15-0	1	4	2	2	17-1.1
ACC	4-0	8-2.0	0-1	.000	0-0	.000	0-0	.000	0-0	0-0.0	3-0	0	0	0	0	0-0.0
2007-08	19-0	156-8.2	20-29	.690	0-0	.000	4-10	.400	15-24	39-2.1	30-0	2	7	1	3	44-2.3
ACC	9-0	59-6.6	6-10	.600	0-0	.000	0-2	.000	4-8	12-1.3	16-0	0	0	0	1	12-1.3
CAREER	34-0	256-7.5	24-40	.600	0-0	.000	13-23	.565	18-41	59-1.7	45-0	3	11	3	5	61-1.8
ACC	13-0	67-5.2	6-11	.545	0-0	.000	0-2	.000	4-8	12-0.9	19-0	0	0	0	1	12-0.9



LAURYNAS MIKALAUSKAS

#11

Junior • Forward • 6-8 • 246 • Palanga, Lithuania • Blue Ridge School

THIS SEASON:

- Did not play in the last 13 games due to injury
- Made first start of the season vs. Longwood and had four points
- Had seven points and tied his season high with six rebounds vs. Northwestern
- Tied a season high with eight points at Penn
- Had six points and a season-high six rebounds at Arizona
- Scored five points vs. Howard
- Had eight points and four rebounds in the season opener vs. Vermont

SINGLE GAME BESTS

POINTS

Season: 8 vs. Vermont (11/11/07), at Penn (11/23/07)
 Career: 14 vs. Liberty (11/18/05)
 ACC: 12 vs. Miami (1/24/06)

REBOUNDS

Season: 6 at Arizona (11/17/07), vs. Northwestern (11/27/07)
 Career: 12 vs. Virginia Tech (3/9/06)
 ACC: 12 vs. Virginia Tech (3/9/06)

FG MADE

Season: 3 at Arizona (11/17/07), at Penn (11/23/07)
 Career: 6 vs. Liberty (11/18/05)
 ACC: 5 vs. UNC (1/19/06), vs. Miami (1/24/06)

FG ATTEMPTS

Season: 6 at Penn (11/23/07)
 Career: 11 vs. Loyola (12/23/05)
 ACC: 9 vs. North Carolina (1/19/06)

3 PT FG MADE

Season: --
 Career: --
 ACC: --

3 PT FG ATTEMPTS

Season: --
 Career: 1 vs. Appalachian State (12/19/06)
 ACC: --

FT MADE

Season: 4 vs. Vermont (11/11/07)
 Career: 5 vs. Virginia Tech (3/9/06)
 ACC: 5 vs. Virginia Tech (3/9/06)

FT ATTEMPTS

Season: 6 vs. Vermont (11/11/07)
 Career: 8 vs. Virginia Tech (3/9/06), vs. Morgan St. (11/19/06)
 ACC: 8 vs. Virginia Tech (3/9/06)

ASSISTS

Season: 1 on three occasions
 Career: 3 vs. Miami (2/3/07)
 ACC: 3 vs. Miami (2/3/07)

TURNOVERS

Season: 1 vs. Vermont (11/11/07)
 Career: 4 vs. Liberty (11/18/05), vs. Hartford (12/31/05)
 ACC: 2 on seven occasions

BLOCKS

Season: 1 at Penn (11/23/07)
 Career: 2 on three occasions
 ACC: 2 vs. Boston College (2/21/06)

STEALS

Season: 1 at Arizona (11/17/07), vs. Drexel (11/20/07)
 Career: 1 on 14 occasions
 ACC: 1 on 5 occasions

MINUTES

Season: 23 at Arizona (11/17/07)
 Career: 34 at UNC (3/1/06), at Stanford (3/14/06)
 ACC: 34 at North Carolina (3/1/06)

2007-08 GAME-BY GAME:

Opponent	GP-GS	FG-FGA	3FG-3FGA	FT-FTA	Off-Def	Total	A	TO	Blk	Stl	PF	Min	Pts
Vermont	1-0	2-2	0-0	4-6	2-2	4	0	1	0	0	2	19	8
Howard	2-0	2-3	0-0	1-4	1-0	1	0	0	0	0	3	14	5
at Arizona	3-0	3-4	0-0	0-0	1-5	6	0	0	0	1	1	23	6
Drexel	4-0	0-2	0-0	1-2	1-0	1	1	0	0	1	1	16	1
at Penn	5-0	3-6	0-0	2-3	2-0	2	1	0	1	0	1	12	8
vs. Seton Hall	6-0	1-1	0-0	1-2	2-1	3	1	0	0	0	4	14	3
Northwestern	7-0	2-2	0-0	3-4	2-4	6	0	0	0	0	2	12	7
Syracuse	8-0	1-3	0-0	1-1	0-1	1	0	0	0	0	1	21	3
Longwood	9-1	2-2	0-0	0-0	0-2	2	0	0	0	0	4	10	4
Hampton	DNP												
Elon	DNP												
Hartford	DNP												
at Xavier	DNP												
at Duke	DNP												
Virginia Tech	DNP												
Boston College	DNP												
at Florida State	DNP												
Georgia Tech	DNP												
at Maryland	DNP												
at Virginia Tech	DNP												
Clemson	DNP												
at Wake Forest	DNP												

CAREER STATISTICS

Year	G-GS	Min-Avg.	FG-FGA	Pct.	3FG-3FGA	Pct.	FT-FTA	Pct.	Off-Def.	Reb-Avg.	PF-DQ	Ast	TO	Blk	Stl	Pts-Avg
2005-06	30-12	709-23.6	79-139	.568	0-0	.000	27-50	.540	66-70	136-4.5	87-3	2	37	9	10	185-6.2
ACC	16-1	372-23.3	39-74	.527	0-0	.000	12-21	.571	35-33	68-4.3	50-2	1	16	4	4	90-5.6
2006-07	30-12	370-12.3	41-74	.554	0-1	.000	30-51	.588	30-30	60-2.0	54-1	13	16	7	2	112-3.7
ACC	14-10	176-12.6	19-35	.543	0-0	.000	8-15	.533	17-14	31-2.2	25-0	7	7	2	1	46-3.3
2007-08	9-1	141-15.7	16-25	.640	0-0	.000	13-22	.591	11-15	26-2.9	19-0	3	1	1	2	45-5.0
ACC	0-0															
CAREER	69-25	1220-17.7	136-238	.571	0-1	.000	70-123	.569	107-115	222-3.2	160-4	18	54	17	14	342-5.0
ACC	30-11	548-18.3	58-109	.532	0-0	.000	20-36	.556	52-47	99-3.3	75-2	8	23	6	5	136-4.5



RYAN PETTINELLA

#34

Senior • Forward/Center • 6-9 • 249 • Webster, N.Y. • McQuaid Jesuit H.S. • Penn

THIS SEASON:

- Started nine games this season, including the first eight games
- Had a double-double with a season-high 12 points and a career-high 11 rebounds at Wake Forest
- Has had two double-doubles in his Virginia career
- Had four points and eight rebounds in a career-high 26 minutes vs. BC
- Had six points and two rebounds vs. Virginia Tech (1/16)
- Had a season-high nine points (4-5 FG) at Duke
- Did not play vs. Longwood, Hampton and Elon due to injury
- Had six points (3-3 FG) at Penn, his former school
- Had four rebounds at Arizona and vs. Drexel
- Scored five points and grabbed five rebounds (all offensive) vs. Howard
- Had four points, five rebounds, and a career-high two assists vs. Vermont
- Had four points and five rebounds in the exhibition against Carson-Newman

SINGLE GAME BESTS (at Virginia)

POINTS

Season: 12 at Wake Forest (2/9/08)
 Career: 14 vs. Hampton (12/16/06)
 ACC: 12 at Wake Forest (2/9/08)

REBOUNDS

Season: 11 at Wake Forest (2/9/08)
 Career: 11 at Wake Forest (2/9/08)
 ACC: 11 at Wake Forest (2/9/08)

FG MADE

Season: 6 at Wake Forest (2/9/08)
 Career: 6 vs. Hampton (12/16/06), at WF (2/9/08)
 ACC: 6 at Wake Forest (2/9/08)

FG ATTEMPTS

Season: 7 at Wake Forest (2/9/08)
 Career: 7 at Wake Forest (2/9/08)
 ACC: 7 at Wake Forest (2/9/08)

3 PT FG MADE

Season: --
 Career: --
 ACC: --

3 PT FG ATTEMPTS

Season: --
 Career: --
 ACC: --

FT MADE

Season: 2 vs. Virginia Tech (1/16/08)
 Career: 2 on three occasions
 ACC: 2 vs. Virginia Tech (1/16/08)

FT ATTEMPTS

Season: 5 at Wake Forest (2/9/08)
 Career: 6 vs. Hampton (12/16/06)
 ACC: 5 at Wake Forest (2/9/08)

ASSISTS

Season: 2 vs. Vermont (11/11/07)
 Career: 2 vs. Vermont (11/11/07)
 ACC: 1 vs. Georgia Tech (2/24/07)

TURNOVERS

Season: 2 on five occasions
 Career: 2 on five occasions
 ACC: 2 on three occasions

BLOCKS

Season: 1 vs. Howard (11/14/07), at Penn (11/23/07)
 Career: 1 on four occasions
 ACC: 1 at Wake Forest (3/3/07)

STEALS

Season: 1 at Arizona (11/17/07), at Xavier (1/3/08)
 Career: 1 on four occasions
 ACC: 1 vs. NC State (12/3/06)

MINUTES


Season: 26 vs. Boston College (1/19/08)
 Career: 26 vs. Boston College (1/19/08)
 ACC: 26 vs. Boston College (1/19/08)

2007-08 GAME-BY-GAME:

Opponent	GP-GS	FG-FGA	3FG-3FGA	FT-FTA	Off-Def	Total	A	TO	Blk	Stl	PF	Min	Pts
Vermont	1-1	2-3	0-0	0-2	2-3	5	2	1	0	0	3	9	4
Howard	2-2	2-3	0-0	1-2	5-0	5	0	1	1	0	1	21	5
at Arizona	3-3	0-1	0-0	0-2	1-3	4	0	0	0	1	4	17	0
Drexel	4-4	0-2	0-0	0-0	3-1	4	0	0	0	0	3	8	0
at Penn	5-5	3-3	0-0	0-2	1-1	2	0	2	1	0	4	11	6
vs. Seton Hall	6-6	0-1	0-0	0-2	2-0	2	0	0	0	0	2	11	0
Northwestern	7-7	0-0	0-0	0-0	1-1	2	0	2	0	0	0	10	0
Syracuse	8-8	0-0	0-0	0-0	1-0	1	0	0	0	0	0	3	0
Longwood	DNP												
Hampton	DNP												
Elon	DNP												
Hartford	9-8	0-0	0-0	0-0	0-0	0	0	0	0	0	2	2	0
at Xavier	10-8	0-0	0-0	0-0	0-0	0	0	0	0	1	1	3	0
at Duke	11-8	4-5	0-0	1-4	1-1	2	0	0	0	0	4	18	9
Virginia Tech	12-8	2-2	0-0	2-2	1-1	2	0	2	0	0	4	20	6
Boston College	13-8	2-5	0-0	0-0	1-7	8	0	0	0	0	4	26	4
at Florida State	14-8	1-1	0-0	0-0	1-2	3	0	2	0	0	4	12	2
Georgia Tech	15-8	0-0	0-0	1-2	0-2	2	0	1	0	0	3	21	1
at Maryland	16-8	1-1	0-0	0-0	0-0	0	0	1	0	0	5	18	2
at Virginia Tech	17-8	2-3	0-0	0-0	0-1	1	0	1	0	0	5	15	4
Clemson	18-8	0-0	0-0	0-0	0-1	1	0	2	0	0	4	15	0
at Wake Forest	19-9	6-7	0-0	0-5	6-5	11	0	1	0	0	4	24	12

CAREER STATISTICS (at Virginia)

Year	G-GS	Min-Avg.	FG-FGA	Pct.	3FG-3FGA	Pct.	FT-FTA	Pct.	Off-Def.	Reb-Avg.	PF-DQ	Ast	TO	Blk	Stl	Pts-Avg
2006-07	23-7	229-10.0	28-40	.700	0-0	.000	9-37	.243	30-28	58-2.5	47-0	1	7	2	2	65-2.8
ACC	10-0	82-8.2	6-7	.857	0-0	.000	3-11	.273	7-7	14-1.4	18-0	1	2	1	1	15-1.5
2007-08	19-9	264-13.9	25-37	.676	0-0	.000	5-23	.217	26-29	55-2.9	57-2	2	16	2	2	55-2.9
ACC	9-1	169-18.8	18-24	.750	0-0	.000	4-13	.308	10-20	30-3.3	37-2	0	10	0	0	40-4.4
CAREER	42-16	493-11.7	53-77	.688	0-0	.000	14-60	.233	56-57	113-2.7	104-2	3	23	4	4	120-2.9
ACC	19-1	251-13.2	24-31	.774	0-0	.000	7-24	.292	17-27	44-2.3	55-2	1	12	1	1	55-2.9



MIKE SCOTT

#32

Freshman • Forward • 6-8 • 233 • Chesapeake, Va. • Hargrave Military Academy

THIS SEASON:

- Has started 12 games this season
- Had nine points in a career-high 28 minutes at Virginia Tech
- Had six points and 12 rebounds at Maryland
- Had nine points and nine rebounds vs. Georgia Tech
- Had 10 points, six rebounds, and two blocks at Xavier
- Had six points and a game-high nine rebounds vs. Elon
- Scored a career-high 15 points and had six rebounds vs. Hampton, his first career start
- Had nine points and a game-high 11 rebounds vs. Longwood
- Had four points and six rebounds vs. Syracuse
- Had eight points and four rebounds vs. Northwestern
- Recorded his first career double-double with 10 point, 13 rebound performance at Penn
- His 13 rebounds at Penn were the most by a Cavalier freshman since Travis Watson had 15 rebounds vs. NC State (1/12/2000)
- Had five points (5-6 FT) and five rebounds vs. Drexel
- Had seven points (3-4 FG) and six rebounds vs. Howard
- Had two points (2-2 FT) vs. Vermont, his collegiate debut

2007-08 GAME-BY GAME:

Opponent	GP-GS	FG-FGA	3FG-3FGA	FT-FTA	Off-Def	Total	A	TO	Blk	Stl	PF	Min	Pts
Vermont	1-0	0-1	0-0	2-2	1-0	1	0	0	0	0	0	2	2
Howard	2-0	3-4	1-1	0-1	2-4	6	1	0	0	2	0	14	7
at Arizona	DNP												
Drexel	3-0	0-2	0-0	5-6	3-2	5	0	0	0	1	2	13	5
at Penn	4-0	3-5	0-1	4-4	4-9	13	1	0	0	3	3	19	10
vs. Seton Hall	5-0	0-1	0-0	1-2	2-2	4	0	0	0	0	2	15	1
Northwestern	6-0	3-5	0-0	2-2	3-1	4	0	0	0	1	1	13	8
Syracuse	7-0	1-3	0-0	2-2	3-3	6	0	0	1	0	0	15	4
Longwood	8-0	3-5	0-0	3-4	1-10	11	1	1	0	1	3	24	9
Hampton	9-1	6-8	0-0	3-3	4-2	6	0	0	0	0	3	20	15
Elon	10-2	2-8	0-0	2-2	5-4	9	0	1	1	0	0	17	6
Hartford	11-3	2-2	0-0	1-3	1-3	4	1	2	0	2	4	20	5
at Xavier	12-4	3-6	0-0	4-5	3-3	6	0	1	2	0	3	24	10
at Duke	13-5	1-4	0-0	0-0	2-1	3	0	3	1	1	3	9	2
Virginia Tech	14-6	1-6	0-0	1-2	0-5	5	0	1	0	0	4	21	3
Boston College	15-7	0-2	0-0	2-2	2-1	3	0	0	0	0	2	6	2
at Florida State	16-8	2-6	0-0	1-2	1-2	3	0	0	0	1	1	15	5
Georgia Tech	17-9	3-6	0-0	3-4	5-4	9	0	0	0	0	5	20	9
at Maryland	18-10	3-6	0-0	0-0	4-8	12	1	2	0	0	2	24	6
at Virginia Tech	19-11	2-5	0-0	5-7	2-1	3	0	3	0	1	3	28	9
Clemson	20-12	0-2	0-0	1-2	2-5	7	1	2	1	0	2	20	1
at Wake Forest	21-12	0-1	0-0	3-4	2-1	3	0	0	0	0	4	12	3

SINGLE GAME BESTS

POINTS

Season: 15 vs. Hampton (12/19/07)
 Career: 15 vs. Hampton (12/19/07)
 ACC: 9 vs. GT (1/27/08), at VT (2/2/08)

REBOUNDS

Season: 13 at Penn (11/23/07)
 Career: 13 at Penn (11/23/07)
 ACC: 12 at Maryland (1/30/08)

FG MADE

Season: 6 vs. Hampton (12/19/07)
 Career: 6 vs. Hampton (12/19/07)
 ACC: 3 vs. GT (1/27/08), at Md. (1/30/08)

FG ATTEMPTS

Season: 8 vs. Hampton (12/19/07), vs. Elon (12/22/07)
 Career: 8 vs. Hampton (12/19/07), vs. Elon (12/22/07)
 ACC: 6 on four occasions

3 PT FG MADE

Season: 1 vs. Howard (11/14/07)
 Career: 1 vs. Howard (11/14/07)
 ACC: --

3 PT FG ATTEMPTS

Season: 1 vs. Howard (11/14/07), at Penn (11/23/07)
 Career: 1 vs. Howard (11/14/07), at Penn (11/23/07)
 ACC: --

FT MADE

Season: 5 vs. Drexel (11/20/07), at VT (2/2/08)
 Career: 5 vs. Drexel (11/20/07), at VT (2/2/08)
 ACC: 5 at Virginia Tech (2/2/08)

FT ATTEMPTS

Season: 7 at Virginia Tech (2/2/08)
 Career: 7 at Virginia Tech (2/2/08)
 ACC: 7 at Virginia Tech (2/2/08)

ASSISTS

Season: 1 on six occasions
 Career: 1 on six occasions
 ACC: 1 at Md (1/30/08), vs. Clemson (2/7/08)

TURNOVERS

Season: 3 at Duke (1/13/08), at VT (2/2/08)
 Career: 3 at Duke (1/13/08), at VT (2/2/08)
 ACC: 3 at Duke (1/13/08), at VT (2/2/08)

BLOCKS

Season: 2 at Xavier (1/3/08)
 Career: 2 at Xavier (1/3/08)
 ACC: 1 at Duke (1/13/08), vs. Clemson (2/7/08)

STEALS


Season: 3 at Penn (11/23/07)
 Career: 3 at Penn (11/23/07)
 ACC: 1 on three occasions

MINUTES

Season: 28 at Virginia Tech (2/2/08)
 Career: 28 at Virginia Tech (2/2/08)
 ACC: 28 at Virginia Tech (2/2/08)

CAREER STATISTICS

Year	G-GS	Min-Avg.	FG-FGA	Pct.	3FG-3FGA	Pct.	FT-FTA	Pct.	Off-Def.	Reb-Avg.	PF-DQ	Ast	TO	Blk	Stl	Pts-Avg
2007-08	21-12	351-16.7	38-88	.432	1-2	.500	45-59	.763	52-71	123-5.9	47-1	6	16	6	13	122-5.8
ACC	9-8	155-17.2	12-38	.316	0-0	.000	16-23	.696	20-28	48-5.3	26-1	2	11	2	3	40-4.4
CAREER	21-12	351-16.7	38-88	.432	1-2	.500	45-59	.763	52-71	123-5.9	47-1	6	16	6	13	122-5.8
ACC	9-8	155-17.2	12-38	.316	0-0	.000	16-23	.696	20-28	48-5.3	26-1	2	11	2	3	40-4.4



WILL SHERRILL

#22

Freshman • Forward • 6-9 • 215 • New York, N.Y. • Phillips Academy Andover

THIS SEASON:

- Had two rebounds at Xavier
- Had his first career rebound and assist vs. Elon
- Has made every field goal attempt (3-3) this season
- Had a career-high three points vs. Longwood, making his first career 3-point attempt
- Had first career steal vs. Northwestern
- Scored two points at Penn
- Made collegiate debut vs. Howard and scored two points
- Played two minutes in the exhibition against Carson-Newman

SINGLE GAME BESTS

POINTS

Season: 3 vs. Longwood (12/7/07)
 Career: 3 vs. Longwood (12/7/07)
 ACC: --

REBOUNDS

Season: 2 at Xavier (1/3/08)
 Career: 2 at Xavier (1/3/08)
 ACC: --

FG MADE

Season: 1 on three occasions
 Career: 1 on three occasions
 ACC: --

FG ATTEMPTS

Season: 1 on three occasions
 Career: 1 on three occasions
 ACC: --

3 PT FG MADE

Season: 1 vs. Longwood (12/7/07)
 Career: 1 vs. Longwood (12/7/07)
 ACC: --

3 PT FG ATTEMPTS

Season: 1 vs. Longwood (12/7/07)
 Career: 1 vs. Longwood (12/7/07)
 ACC: --

FT MADE

Season: --
 Career: --
 ACC: --

FT ATTEMPTS

Season: --
 Career: --
 ACC: --

ASSISTS

Season: 1 vs. Elon (12/22/07)
 Career: 1 vs. Elon (12/22/07)
 ACC: --

TURNOVERS

Season: --
 Career: --
 ACC: --

BLOCKS

Season: --
 Career: --
 ACC: --

STEALS

Season: 1 vs. Northwestern (11/27/07)
 Career: 1 vs. Northwestern (11/27/07)
 ACC: --

MINUTES


Season: 3 at Xavier (1/3/08)
 Career: 3 at Xavier (1/3/08)
 ACC: 1 vs. Clemson (2/7/08)

2007-08 GAME-BY-GAME:

Opponent	GP-GS	FG-FGA	3FG-3FGA	FT-FTA	Off-Def	Total	A	TO	Blk	Stl	PF	Min	Pts
Vermont	DNP												
Howard	1-0	1-1	0-0	0-0	0-0	0	0	0	0	0	0	2	2
at Arizona	DNP												
Drexel	DNP												
at Penn	2-0	1-1	0-0	0-0	0-0	0	0	0	0	0	0	1	2
vs. Seton Hall	DNP												
Northwestern	3-0	0-0	0-0	0-0	0-0	0	0	0	0	1	0	2	0
Syracuse	DNP												
Longwood	4-0	1-1	1-1	0-0	0-0	0	0	0	0	0	0	1	3
Hampton	DNP												
Elon	5-0	0-0	0-0	0-0	0-1	1	1	0	0	0	1	2	0
Hartford	DNP												
at Xavier	6-0	0-0	0-0	0-0	1-1	2	0	0	0	0	2	3	0
at Duke	DNP												
Virginia Tech	DNP												
Boston College	DNP												
at Florida State	DNP												
Georgia Tech	DNP												
at Maryland	DNP												
at Virginia Tech	DNP												
Clemson	7-0	0-0	0-0	0-0	0-0	0	0	0	0	0	0	1	0
at Wake Forest	DNP												

CAREER STATISTICS

Year	G-GS	Min-Avg.	FG-FGA	Pct.	3FG-3FGA	Pct.	FT-FTA	Pct.	Off-Def.	Reb-Avg.	PF-DQ	Ast	TO	Blk	Stl	Pts-Avg
2007-08	7-0	12-1.7	3-3	1.000	1-1	1.000	0-0	.000	1-2	3-0.4	3-0	1	0	0	1	7-1.0
ACC	1-0	1-1.0	0-0	.000	0-0	.000	0-0	.000	0-0	0-0.0	0-0	0	0	0	0	0-0.0
CAREER	7-0	12-1.7	3-3	1.000	1-1	1.000	0-0	.000	1-2	3-0.4	3-0	1	0	0	1	7-1.0
ACC	1-0	1-1.0	0-0	.000	0-0	.000	0-0	.000	0-0	0-0.0	0-0	0	0	0	0	0-0.0



SEAN SINGLETARY

#44

Senior • Guard • 6-0 • 185 • Philadelphia, Pa. • The William Penn Charter School

THIS SEASON:

- Co-captain for the 2007-08 season, joining Donald Hand as the only three-year captains in Virginia history
- One of 30 midseason candidates for the John R. Wooden Award
- Midseason candidate for the Naismith Trophy presented by AT&T
- Bob Cousy Award presented by The Hartford (nation's top point guard) finalist
- One of 10 finalists for the Lowe's Senior CLASS Award
- First-team Collegehoops.net preseason All-American
- Third-team CBSsportsline.com preseason All-American
- CollegeInsider.com preseason All-American
- Preseason All-ACC
- No. 4 on Luke Winn's Top 15 Seniors on SI.com
- Had second consecutive double-double (4th of career, 3rd this season) with 19 points and 10 assists vs. Boston College
- Had double-double with 34 points and 10 rebounds vs. Virginia Tech (1/16)
- Has had 20 or more points in a game 37 times in his career (10 this season)
- Had double-double with 14 points and career-high 10 assists vs. Northwestern
- ACC Player of the Week (11/19) after leading Virginia to wins over Howard and Arizona, his fourth career ACC Player of the Week honor

2007-08 GAME-BY GAME:

Opponent	GP-GS	FG-FGA	3FG-3FGA	FT-FTA	Off-Def	Total	A	TO	Blk	Stl	PF	Min	Pts
Vermont	1-1	4-9	1-2	10-12	1-4	5	6	6	0	4	2	31	19
Howard	2-2	9-16	3-6	2-2	3-1	4	8	5	0	1	2	30	23
at Arizona	3-3	6-19	1-6	11-11	0-4	4	8	5	0	1	4	36	24
Drexel	4-4	7-19	3-3	7-8	2-5	7	5	8	0	2	3	37	24
at Penn	5-5	4-12	1-3	7-7	1-1	2	4	5	0	1	2	28	16
vs. Seton Hall	6-6	7-20	2-9	7-7	1-6	7	7	5	0	0	4	37	23
Northwestern	7-7	5-9	3-6	1-1	0-2	2	10	2	0	2	1	27	14
Syracuse	8-8	3-14	2-7	2-8	0-5	5	9	3	0	2	2	35	10
Longwood	9-9	6-11	1-3	8-8	1-1	2	8	6	0	0	1	33	21
Hampton	10-10	2-6	2-4	6-7	3-1	4	4	7	0	1	3	32	12
Elon	11-11	5-7	3-4	7-9	0-5	5	8	3	0	3	2	28	20
Hartford	12-12	3-14	1-5	5-7	1-3	4	4	5	0	2	2	29	12
at Xavier	13-13	5-12	1-3	3-4	1-2	3	7	2	0	1	4	33	14
at Duke	14-14	6-12	2-4	4-4	0-0	0	4	6	0	0	4	34	18
Virginia Tech	15-15	12-21	5-7	5-6	1-9	10	3	4	0	3	4	44	34
Boston College	16-16	7-14	0-3	5-6	0-2	2	10	1	0	6	3	37	19
at Florida State	17-17	4-11	1-5	2-2	2-1	3	7	5	0	1	4	33	11
Georgia Tech	18-18	5-19	0-6	1-2	1-3	4	8	4	0	3	5	41	11
at Maryland	19-19	9-17	1-4	4-4	0-0	0	3	0	0	0	3	34	23
at Virginia Tech	20-20	6-15	3-6	11-14	2-3	5	2	3	0	1	4	37	26
Clemson	21-21	5-10	2-3	2-3	1-3	4	2	5	0	0	1	32	14
at Wake Forest	22-22	7-18	0-3	7-8	1-0	1	3	4	0	2	3	36	21

SINGLE GAME BESTS

POINTS

Season: 34 vs. Virginia Tech (1/16/08)
 Career: 37 vs. Gonzaga (1/3/07)
 ACC: 34 vs. Virginia Tech (1/16/08)

REBOUNDS

Season: 10 vs. Virginia Tech (1/16/08)
 Career: 10 vs. UNC (3/10/06), vs. Va Tech (1/16/08)
 ACC: 10 vs. UNC (3/10/06), vs. Va Tech (1/16/08)

FG MADE

Season: 12 vs. Virginia Tech (1/16/08)
 Career: 12 vs. Virginia Tech (1/16/08)
 ACC: 12 vs. Virginia Tech (1/16/08)

FG ATTEMPTS

Season: 21 vs. Virginia Tech (1/16/08)
 Career: 23 at Georgia Tech (12/4/05)
 ACC: 23 at Georgia Tech (12/4/05)

3 PT FG MADE

Season: 5 vs. Virginia Tech (1/16/08)
 Career: 7 vs. Gonzaga (1/3/07)
 ACC: 5 at NC State (1/24/07), vs. Va Tech (1/16/08)

3 PT FG ATTEMPTS

Season: 9 vs. Seton Hall (11/24/07)
 Career: 12 vs. Gonzaga (1/3/07), vs. Ga. Tech (2/24/07)
 ACC: 12 vs. Georgia Tech (2/24/07)

FT MADE

Season: 11 at Arizona (11/17/07), at VT (2/2/08)
 Career: 14 vs. Hampton (12/16/06)
 ACC: 12 vs. Maryland (1/16/07)

FT ATTEMPTS

Season: 14 at Virginia Tech (2/2/08)
 Career: 16 vs. Hampton (12/16/06)
 ACC: 14 vs. Md (1/16/07), at VT (2/2/08)

ASSISTS

Season: 10 vs. N'western (11/27/07), vs. BC (1/19/08)
 Career: 10 vs. N'western (11/27/07), vs. BC (1/19/08)
 ACC: 10 vs. Boston College (1/19/08)

TURNOVERS

Season: 8 vs. Drexel (11/20/07)
 Career: 9 at Arizona (11/27/05), at Clemson (2/25/06)
 ACC: 9 at Clemson (2/25/06)

BLOCKS

Season: --
 Career: 2 vs. Auburn (12/3/04)
 ACC: 1 on three occasions

STEALS

Season: 6 vs. Boston College (1/19/08)
 Career: 6 on three occasions
 ACC: 6 vs. Boston College (1/19/08)

MINUTES

Season: 44 vs. Virginia Tech (1/16/08)
 Career: 45 vs. Maryland (2/19/05)
 ACC: 45 vs. Maryland (2/19/05)

CAREER STATISTICS

Year	G-GS	Min-Avg.	FG-FGA	Pct.	3FG-3FGA	Pct.	FT-FTA	Pct.	Off-Def.	Reb-Avg.	PF-DQ	Ast	TO	Blk	Stl	Pts-Avg
2004-05	29-29	866-29.9	101-262	.385	34-106	.321	69-89	.775	24-64	88-3.0	92-4	113	70	2	48	305-10.5
ACC	16-16	489-30.6	55-143	.385	19-57	.333	39-50	.780	13-28	41-2.6	55-3	59	28	0	22	168-10.5
2005-06	29-29	982-33.9	168-420	.400	51-147	.347	125-148	.845	34-94	128-4.4	65-0	121	104	3	54	512-17.7
ACC	16-16	553-34.6	97-250	.388	25-84	.298	59-67	.881	16-48	64-4.0	39-0	66	59	3	22	278-17.4
2006-07	32-32	1064-33.2	170-425	.400	79-203	.389	190-218	.872	36-111	147-4.6	81-1	151	100	1	38	609-19.0
ACC	16-16	552-34.5	88-216	.407	41-105	.390	66-80	.825	20-59	79-4.9	42-1	68	54	0	20	283-17.7
2007-08	22-22	744-33.8	127-305	.416	38-102	.373	117-140	.836	22-61	83-3.8	62-1	130	94	0	36	409-18.6
ACC	9-9	328-36.4	61-137	.445	14-41	.341	41-49	.837	8-21	29-3.2	30-1	42	32	0	16	177-19.7
CAREER	112-112	3656-32.6	566-1412	.401	202-558	.362	501-595	.842	116-330	446-4.0	300-6	515	368	6	176	1835-16.4
ACC	57-57	1922-33.7	301-746	.403	99-287	.345	205-246	.833	57-156	213-3.7	166-5	235	173	3	80	906-15.9



TUNJI SOROYE

#21

Senior • Center • 6-11 • 252 • Dugbe Ibadan, Nigeria • Montrose Christian School

THIS SEASON:

- Missed the last nine games due to injury
- Made season debut vs. Hartford
- Had arthroscopic surgery on Nov. 8 to correct cartilage damage in his left knee and missed the first 11 games of the season
- Had six points, four rebounds, and four blocks in the exhibition against Carson-Newman

SINGLE GAME BESTS

POINTS

Season: 1 vs. Hartford (12/30/07)
 Career: 12 vs. Fordham (12/7/05)
 ACC: 6 on three occasions

REBOUNDS

Season: 2 vs. Hartford (12/30/07)
 Career: 11 vs. Maryland (2/6/07)
 ACC: 11 vs. Maryland (2/6/07)

FG MADE

Season: --
 Career: 4 vs. Fordham (12/7/05), vs. Albany (3/16/07)
 ACC: 3 vs. Florida State (1/11/06)

FG ATTEMPTS

Season: 1 at Xavier (1/3/08)
 Career: 8 vs. Albany (3/16/07)
 ACC: 5 vs. Florida State (1/11/06)

3 PT FG MADE

Season: --
 Career: --
 ACC: --

3 PT FG ATTEMPTS

Season: --
 Career: --
 ACC: --

FT MADE

Season: 1 vs. Hartford (12/30/07)
 Career: 4 on three occasions
 ACC: 4 vs. Clemson (1/7/06)

FT ATTEMPTS

Season: 2 vs. Hartford (12/30/07)
 Career: 6 vs. Fordham (12/7/05)
 ACC: 5 vs. Florida State (2/17/07)

ASSISTS

Season: --
 Career: 1 on 13 occasions
 ACC: 1 on eight occasions

TURNOVERS

Season: 2 vs. Hartford (12/30/07)
 Career: 4 at Virginia Tech (1/15/06)
 ACC: 4 at Virginia Tech (1/15/06)

BLOCKS

Season: --
 Career: 5 vs. Duke (3/11/05)
 ACC: 5 vs. Duke (3/11/05)

STEALS

Season: --
 Career: 2 on three occasions
 ACC: 2 vs. UNC (1/19/06), at FSU (2/18/06)

MINUTES


Season: 5 at Xavier (1/3/08)
 Career: 33 vs. Clemson (1/7/06)
 ACC: 33 vs. Clemson (1/7/06)

2007-08 GAME-BY-GAME:

Opponent	GP-GS	FG-FGA	3FG-3FGA	FT-FTA	Off-Def	Total	A	TO	Blk	Stl	PF	Min	Pts
Vermont	DNP												
Howard	DNP												
at Arizona	DNP												
Drexel	DNP												
at Penn	DNP												
vs. Seton Hall	DNP												
Northwestern	DNP												
Syracuse	DNP												
Longwood	DNP												
Hampton	DNP												
Elon	DNP												
Hartford	1-0	0-0	0-0	1-2	1-1	2	0	2	0	0	2	3	1
at Xavier	2-0	0-1	0-0	0-0	1-0	1	0	0	0	0	0	5	0
at Duke	DNP												
Virginia Tech	DNP												
Boston College	DNP												
at Florida State	DNP												
Georgia Tech	DNP												
at Maryland	DNP												
at Virginia Tech	DNP												
Clemson	DNP												
at Wake Forest	DNP												

CAREER STATISTICS

Year	G-GS	Min-Avg.	FG-FGA	Pct.	3FG-3FGA	Pct.	FT-FTA	Pct.	Off-Def.	Reb-Avg.	PF-DQ	Ast	TO	Blk	Stl	Pts-Avg
2004-05	21-2	120-5.7	4-10	.400	0-0	.000	4-7	.571	7-21	28-1.3	18-0	2	3	15	1	12-0.6
ACC	12-0	72-6.0	4-5	.800	0-0	.000	2-4	.500	4-12	16-1.3	14-0	2	2	8	1	10-0.8
2005-06	30-23	553-18.4	21-51	.412	0-0	.000	13-19	.684	36-70	106-3.5	88-7	4	38	37	10	55-1.8
ACC	16-16	290-18.1	9-26	.346	0-0	.000	6-9	.667	18-33	51-3.2	49-4	2	19	15	6	24-1.5
2006-07	28-11	391-14.0	18-35	.514	0-0	.000	24-39	.615	35-54	89-3.2	46-0	7	20	26	7	60-2.1
ACC	16-6	252-15.8	12-19	.632	0-0	.000	10-23	.435	27-30	57-3.6	29-0	4	10	14	2	34-2.1
2007-08	2-0	8-4.0	0-1	.000	0-0	.000	1-2	.500	2-1	3-1.5	2-0	0	2	0	0	1-0.5
ACC	0-0															
CAREER	81-36	1072-13.2	43-97	.443	0-0	.000	42-67	.627	80-146	226-2.8	154-7	13	63	78	18	128-1.6
ACC	44-22	614-14.0	25-50	.500	0-0	.000	18-36	.500	49-75	124-2.8	92-4	8	31	37	9	68-1.5



SOLOMON TAT

#45

Sophomore • Guard/Forward • 6-5 • 223 • Jos Plateau, Nigeria • Community Christian School

THIS SEASON:

- Had four points vs. Clemson
- Had three points and two rebounds at Maryland
- Had a career-high 12 points (3-4 FG, 6-9 FT) at Xavier
- Made season debut vs. Hartford
- Did not play in the first 11 games of the season due to injury

SINGLE GAME BESTS

POINTS

Season: 12 at Xavier (1/3/08)
 Career: 12 at Xavier (1/3/08)
 ACC: 8 at Virginia Tech (2/10/07)

REBOUNDS

Season: 2 on three occasions
 Career: 6 at Virginia Tech (2/10/07)
 ACC: 6 at Virginia Tech (2/10/07)

FG MADE

Season: 3 at Xavier (1/3/08)
 Career: 3 at Virginia Tech (2/10/07), at Xavier (1/3/08)
 ACC: 3 at Virginia Tech (2/10/07)

FG ATTEMPTS

Season: 4 at Xavier (1/3/08), vs. Clemson (2/7/08)
 Career: 9 at Virginia Tech (2/10/07)
 ACC: 9 at Virginia Tech (2/10/07)

3 PT FG MADE

Season: --
 Career: --
 ACC: --

3 PT FG ATTEMPTS

Season: 1 at Florida State (1/23/08)
 Career: 1 on four occasions
 ACC: 1 at UNC (1/10/07), at FSU (1/23/08)

FT MADE

Season: 6 at Xavier (1/3/08)
 Career: 6 at Xavier (1/3/08)
 ACC: 2 at BC (1/13/07), at Va. Tech (2/10/07)

FT ATTEMPTS

Season: 9 at Xavier (1/3/08)
 Career: 9 at Xavier (1/3/08)
 ACC: 2 on three occasions

ASSISTS

Season: 1 on three occasions
 Career: 5 vs. Gonzaga (1/3/07)
 ACC: 2 at Clemson (1/28/07), at Wake (3/3/07)

TURNOVERS

Season: 2 at Xavier (1/3/08), at Duke (1/13/08)
 Career: 2 on four occasions
 ACC: 2 vs. Maryland (1/16/07), at Duke (1/13/08)

BLOCKS

Season: --
 Career: 1 vs. Longwood (2/13/07)
 ACC: --

STEALS

Season: 1 on three occasions
 Career: 2 vs. Stanford (1/7/07), vs. Md. (1/16/07)
 ACC: 2 vs. Maryland (1/16/07)

MINUTES


Season: 16 at Xavier (1/3/08), at Duke (1/13/08)
 Career: 23 at Virginia Tech (2/10/07)
 ACC: 23 at Virginia Tech (2/10/07)

2007-08 GAME-BY-GAME:

Opponent	GP-GS	FG-FGA	3FG-3FGA	FT-FTA	Off-Def	Total	A	TO	Blk	Stl	PF	Min	Pts
Vermont	DNP												
Howard	DNP												
at Arizona	DNP												
Drexel	DNP												
at Penn	DNP												
vs. Seton Hall	DNP												
Northwestern	DNP												
Syracuse	DNP												
Longwood	DNP												
Hampton	DNP												
Elon	DNP												
Hartford	1-0	0-0	0-0	0-0	0-0	0	1	0	0	0	0	5	0
at Xavier	2-0	3-4	0-0	6-9	2-0	2	1	2	0	0	1	16	12
at Duke	3-0	0-1	0-0	0-0	0-2	2	0	2	0	1	0	16	0
Virginia Tech	4-0	0-0	0-0	0-0	0-0	0	0	0	0	0	0	3	0
Boston College	DNP												
at Florida State	5-0	0-2	0-1	0-0	0-0	0	0	0	0	1	0	4	0
Georgia Tech	6-0	0-0	0-0	0-0	0-0	0	0	0	0	0	0	0+	0
at Maryland	7-0	1-1	0-0	1-2	1-1	2	0	1	0	0	2	7	3
at Virginia Tech	DNP												
Clemson	8-0	2-4	0-0	0-0	0-1	1	1	1	0	1	0	9	4
at Wake Forest	DNP												

CAREER STATISTICS

Year	G-GS	Min-Avg.	FG-FGA	Pct.	3FG-3FGA	Pct.	FT-FTA	Pct.	Off-Def.	Reb-Avg.	PF-DQ	Ast	TO	Blk	Stl	Pts-Avg
2006-07	20-0	165-8.3	14-40	.350	0-3	.000	12-19	.632	7-25	32-1.6	24-0	13	8	1	8	40-2.0
ACC	13-0	107-8.2	8-25	.320	0-1	.000	5-5	1.000	5-16	21-1.6	17-0	6	4	0	5	21-1.6
2007-08	8-0	60-7.5	6-12	.500	0-1	.000	7-11	.636	3-4	7-0.9	3-0	3	6	0	3	19-2.4
ACC	6-0	39-6.5	3-8	.375	0-1	.000	1-2	.500	1-4	5-0.8	2-0	1	4	0	3	7-1.2
CAREER	28-0	225-8.0	20-52	.385	0-4	.000	19-30	.633	10-29	39-1.4	27-0	16	14	1	11	59-2.1
ACC	19-0	146-7.7	11-33	.333	0-2	.000	6-7	.857	6-20	26-1.4	19-0	7	8	0	8	28-1.5



JAMIL TUCKER

#12

Sophomore • Forward • 6-8 • 241 • Gary, Ind. • West Side H.S.

THIS SEASON:

- Made first career start at Wake Forest and had four points and tied his career high with nine rebounds in a career-high 30 minutes
- Had 10 points and five rebounds at Virginia Tech (2/2)
- Scored a career-high 13 points vs. Georgia Tech
- Had a season-high seven rebounds and tied a career high with two assists vs. BC
- Tied a career high with two blocks vs. Virginia Tech
- Had nine points and five rebounds at Duke
- Did not play vs. Syracuse due to illness and vs. Hartford due to injury
- Had eight points, six rebounds, and tied a career high with two blocks vs. Hampton
- Had a career-high two assists vs. Northwestern
- Scored eight points (3-4 FG) at Penn
- Had seven points and four rebounds vs. Drexel
- Had 12 points (on a career-high 5 FG) at Arizona
- Had five points and tied a career high with two blocks vs. Vermont
- Had 16 points (6-8 FG) in the exhibition against Carson-Newman

SINGLE GAME BESTS

POINTS

Season: 13 vs. Georgia Tech (1/27/08)
 Career: 13 vs. Georgia Tech (1/27/08)
 ACC: 13 vs. Georgia Tech (1/27/08)

REBOUNDS

Season: 9 at Wake Forest (2/9/08)
 Career: 9 at BC (1/13/07), at WF (2/9/08)
 ACC: 9 at BC (1/13/07), at WF (2/9/08)

FG MADE

Season: 5 at Arizona (11/17/07)
 Career: 5 at Arizona (11/17/07)
 ACC: 4 on three occasions

FG ATTEMPTS

Season: 10 at Wake Forest (2/9/08)
 Career: 10 at Wake Forest (2/9/08)
 ACC: 10 at Wake Forest (2/9/08)

3 PT FG MADE

Season: 3 vs. Georgia Tech (1/27/08)
 Career: 3 on four occasions
 ACC: 3 on three occasions

3 PT FG ATTEMPTS

Season: 7 at Wake Forest (2/9/08)
 Career: 7 at Wake Forest (2/9/08)
 ACC: 7 at Wake Forest (2/9/08)

FT MADE

Season: 5 vs. Hampton (12/19/07)
 Career: 5 vs. Hampton (12/19/07)
 ACC: 3 vs. Maryland (1/16/07)

FT ATTEMPTS

Season: 5 vs. Hampton (12/19/07)
 Career: 5 vs. Hampton (12/19/07)
 ACC: 4 at BC (1/13/07), vs. Md. (1/16/07)

ASSISTS

Season: 2 on three occasions
 Career: 2 on three occasions
 ACC: 2 vs. BC (1/19/08), vs. Clemson (2/7/08)

TURNOVERS

Season: 2 on four occasions
 Career: 3 vs. Wake Forest (1/21/07)
 ACC: 3 vs. Wake Forest (1/21/07)

BLOCKS

Season: 2 on three occasions
 Career: 2 on four occasions
 ACC: 2 vs. Virginia Tech (1/16/08)

STEALS

Season: 1 on three occasions
 Career: 1 on six occasions
 ACC: 1 on three occasions

MINUTES

Season: 30 at Wake Forest (2/9/08)
 Career: 30 at Wake Forest (2/9/08)
 ACC: 30 at Wake Forest (2/9/08)

2007-08 GAME-BY-GAME:

Opponent	GP-GS	FG-FGA	3FG-3FGA	FT-FTA	Off-Def	Total	A	TO	Blk	Stl	PF	Min	Pts
Vermont	1-0	1-4	1-4	2-2	0-2	2	0	0	2	0	1	17	5
Howard	2-0	0-0	0-0	0-0	0-0	0	0	0	0	0	4	3	0
at Arizona	3-0	5-7	2-3	0-0	2-2	4	0	1	0	0	1	21	12
Drexel	4-0	3-4	1-1	0-0	0-4	4	0	2	0	0	1	19	7
at Penn	5-0	3-4	2-3	0-0	0-3	3	0	1	0	0	4	8	8
vs. Seton Hall	6-0	0-4	0-3	0-0	0-0	0	0	0	1	0	0	12	0
Northwestern	7-0	1-2	1-2	0-0	0-1	1	2	0	0	0	2	7	3
Syracuse	DNP												
Longwood	8-0	0-0	0-0	0-0	0-0	0	1	0	0	0	2	8	0
Hampton	9-0	1-3	1-2	5-5	0-6	6	1	2	2	0	4	19	8
Elon	10-0	1-3	0-2	0-0	1-3	4	1	0	0	0	3	13	2
Hartford	DNP												
at Xavier	11-0	1-2	0-1	0-0	0-1	1	0	1	1	1	4	13	2
at Duke	12-0	4-7	1-3	0-0	2-3	5	1	1	1	0	1	18	9
Virginia Tech	13-0	0-1	0-1	0-0	2-1	3	1	1	2	0	2	12	0
Boston College	14-0	1-7	1-5	0-0	1-6	7	2	0	0	1	2	19	3
at Florida State	15-0	0-0	0-0	0-0	0-1	1	0	2	0	0	0	2	0
Georgia Tech	16-0	4-7	3-5	2-3	0-3	3	0	1	0	0	4	21	13
at Maryland	17-0	0-2	0-2	0-0	0-0	0	0	0	0	0	0	3	0
at Virginia Tech	18-0	4-7	2-3	0-0	1-4	5	0	1	0	0	1	17	10
Clemson	19-0	1-2	0-1	1-2	0-0	0	2	0	0	0	0	9	3
at Wake Forest	20-1	2-10	2-7	0-0	2-7	9	1	2	0	1	4	30	6

CAREER STATISTICS

Year	G-GS	Min-Avg.	FG-FGA	Pct.	3FG-3FGA	Pct.	FT-FTA	Pct.	Off-Def.	Reb-Avg.	PF-DQ	Ast	TO	Blk	Stl	Pts-Avg
2006-07	29-0	291-10.0	32-73	.438	21-43	.488	15-27	.556	16-44	60-2.1	39-0	3	19	6	3	100-3.4
ACC	13-0	113-8.7	15-32	.469	11-19	.579	8-13	.615	7-20	27-2.1	20-0	0	9	0	1	49-3.8
2007-08	20-1	271-13.6	32-76	.421	17-48	.354	10-12	.833	11-47	58-2.9	40-0	12	15	9	3	91-4.6
ACC	9-1	131-14.6	16-43	.372	9-27	.333	3-5	.600	8-25	33-3.7	14-0	7	8	3	2	44-4.9
CAREER	49-1	562-11.5	64-149	.430	38-91	.418	25-39	.641	27-91	118-2.4	79-0	15	34	15	6	191-3.9
ACC	22-1	244-11.1	31-75	.413	20-46	.435	11-18	.611	15-45	60-2.7	34-0	7	17	3	3	93-4.2

VIRGINIA'S LEADING PERFORMERS in 2007-08

Opponent	Points	Rebounds	Assists	Score
Vermont	Joseph (19), Singletary (19)	Diane (8)	Singletary (6)	90-72
Howard	Singletary (23)	Baker (8)	Singletary (8)	92-53
Arizona	Singletary (24)	Mikalauskas (6)	Singletary (8)	75-72
Drexel	Singletary (24)	Joseph (11)	Singletary (5)	72-58
Pennsylvania	Joseph (23)	Scott (13)	Baker (5)	100-85
Seton Hall	Singletary (23)	Joseph (16)	Singletary (7)	60-74
Northwestern	Diane (22)	Diane (7)	Singletary (10)	94-52
Syracuse	Joseph (19)	Joseph (13)	Singletary (9)	68-70
Longwood	Singletary (21)	Scott (11)	Singletary (8)	76-57
Hampton	Joseph (19)	Meyinsse (9)	Singletary (4)	79-65
Elon	Singletary (20)	Scott (9)	Singletary (8)	91-61
Hartford	Diane (20)	Joseph (12)	Singletary (4), Baker (4)	78-70
Xavier	Singletary (14)	Scott (6)	Singletary (7)	70-108
Duke	Singletary (18)	Joseph (9)	Singletary (4)	65-87
Virginia Tech	Singletary (34)	Singletary (10)	Baker (3), Singletary (3)	69-70 (ot)
Boston College	Diane (20)	Pettinella (8)	Singletary (10)	84-66
Florida State	Diane (21)	Joseph (8)	Singletary (7)	67-69
Georgia Tech	Baker (16), Diane (16)	Joseph (9), Scott (9)	Singletary (8)	82-92 (ot)
Maryland	Singletary (23)	Scott (12)	Diane (4)	75-85
Virginia Tech	Singletary (26)	Joseph (8)	Baker (4)	65-72 (ot)
Clemson	Joseph (19)	Scott (7)	Singletary (2), Tucker (2)	51-82
Wake Forest	Singletary (21)	Pettinella (11)	Singletary (3)	64-80
North Carolina				
Boston College				
Georgia Tech				
NC State				
Miami				
Duke				
Maryland				

Additional team information

Led in scoring: Singletary (13), Diane (5), Joseph (5), Baker (1)

Led in rebounding: Joseph (8), Scott (7), Diane (2), Pettinella (2), Baker (1), Meyinsse (1), Mikalauskas (1),

Singletary (1)

Led in assists: Singletary (19), Baker (4), Diane (1), Tucker (1)

Thirty-point games (1): Singletary (1)

Twenty-point games (15): Singletary (10), Diane (4), Joseph (1)

Double figure scoring (71): Singletary (22), Diane (14), Joseph (13), Baker (10), Jones (3), Scott (3), Tucker (3),

Meyinsse (1) Pettinella (1), Tat (1)

Double figure rebounds (10): Joseph (5), Scott (3), Pettinella (1), Singletary (1)

Double figure assists (2): Singletary (2)

"Double-Doubles" (10): Joseph (5), Singletary (3), Pettinella (1), Scott (1)

Largest halftime lead: 25 vs. Northwestern (Nov. 27) (54-29)

Largest halftime deficit: 31 vs. Xavier (Jan. 3) (61-30)

Largest halftime deficit overcome to gain victory:

Largest halftime lead surrendered in a loss: 10 vs. Georgia Tech (Jan. 27) (48-38)

Largest deficit overcome to gain victory: 6 vs. Boston College (Jan. 19) (Boston College led 28-22 with 5:10 left

in 1st half)

Largest lead surrendered in a loss: 13 vs. Georgia Tech (Jan. 27) (UVa led 48-35 with 1:31 left in first half)

Largest deficit at any time: 43 at Xavier (Jan. 3) (Xavier led 83-40 with 12:31 left in 2nd half)

Largest lead at any time: 45 vs. Northwestern (Nov. 27) (UVa led 94-49 with 2:04 left in 2nd half)

Most consecutive points scored: 19 vs. Howard (Nov. 14)

Most consecutive points scored by opponent: 15 at Xavier (Jan. 3)

VIRGINIA TEAM AND INDIVIDUAL HIGHS FOR THE 2007-08 SEASON:

TEAM		INDIVIDUAL	
Points:	100 vs. Penn (100-85)	Points:	34 Sean Singletary (Virginia Tech #1)
FG Att:	78 vs. Georgia Tech (29-78)	FG Att:	21 Sean Singletary (12-21, Virginia Tech #1)
FG Made:	37 vs. Howard (37-75)	FG Made:	12 Sean Singletary (12-21, Virginia Tech #1)
FG %:	54.7 vs. Vermont (29-53)	FG %: ⁽¹⁾	100.0 Calvin Baker (6-6, Northwestern)
3-FG Att:	36 vs. Georgia Tech (12-36)	3-FG Att:	11 Adrian Joseph (3-11, Virginia Tech #1)
3-FG Made:	16 vs. Northwestern (16-32)	3-FG Made:	6 Mamadi Diane (6-9, Northwestern)
3-FG %:	57.1 vs. Arizona (12-21)	3-FG %: ⁽²⁾	100.0 Calvin Baker (4-4, Northwestern)
FT Att:	34 vs. Vermont (23-34)	FT Att:	14 Sean Singletary (11-14, Virginia Tech #2)
FT Made:	23 vs. Vermont (23-34)	FT Made:	11 Sean Singletary (11-11, Arizona; 11-14, Virginia Tech #2)
FT %:	87.5 vs. Northwestern (14-16)	FT %: ⁽¹⁾	100.0 Sean Singletary (11-11, Arizona)
Rebounds:	56 vs. Penn	Rebounds:	16 Adrian Joseph (Seton Hall)
Assists:	24 vs. Howard	Assists:	10 Sean Singletary (Northwestern & Boston College)
Turnovers:	21 vs. Penn, Longwood, Hampton	Turnovers:	8 Sean Singletary (Drexel)
Blocks:	5 vs. Hartford	Blocks:	3 Mamadi Diane (Arizona)
Steals:	12 vs. Seton Hall	Steals:	6 Sean Singletary (Boston College)
Fouls:	30 vs. Penn, Virginia Tech #2		

OPPONENT TEAM AND INDIVIDUAL HIGHS FOR THE 2007-08 SEASON:

TEAM		INDIVIDUAL	
Points:	108 by Xavier (108-70)	Points:	32 K. C. Rivers (Clemson)
FG Att:	70 by Hartford (25-70), VT #1 (25-70)	FG Att:	20 Brian Laing (10-20, Seton Hall)
FG Made:	37 by Xavier (37-58)	FG Made:	12 K. C. Rivers (12-19, Clemson)
FG%:	63.8 by Xavier (37-58)	FG %: ⁽¹⁾	83.3 Kevin Estes (5-6, Hartford), Jason Love (5-6, Xavier)
3-FG Att:	39 by Hartford (10-39)	3-FG Att:	11 Vincent Simpson (6-11, Hampton) Four times (last by K.C. Rivers of Clemson, 8-11)
3-FG Made:	16 by Xavier (16-26), Clemson (16-26)	3-FG Made:	8 K.C. Rivers (8-11, Clemson)
3-FG %:	61.5 by Xavier (16-26), Clemson (16-26)	3-FG %: ⁽²⁾	80.0 B. J. Raymond (4-5, Xavier)
FT Att:	40 by Penn (27-40)	FT Att:	14 Deron Washington (9-14, Virginia Tech #2)
FT Made:	27 by Penn (27-40)	FT Made:	9 Deron Washington (9-14, Virginia Tech #2)
FT %:	90.9 by Syracuse (10-11)	FT %: ⁽¹⁾	100.0 Jonny Flynn (6-6, Syracuse)
Rebounds:	47 by Virginia Tech #1	Rebounds:	14 Paul Harris (Syracuse)
Assists:	27 by Xavier	Assists:	11 Cliff Hammonds (Clemson)
Turnovers:	20 by Elon	Turnovers:	8 Randy Hampton (Howard)
Blocks:	8 by Wake Forest	Blocks:	4 Tyrelle Blair (Boston College)
Steals:	12 by Duke	Steals:	6 Toney Douglas (Florida State)
Fouls:	26 by Hartford		

VIRGINIA AND OPPONENT TEAM LOWS FOR THE 2007-08 SEASON:

VIRGINIA		OPPONENT	
Points:	51 vs. Clemson (82-51)	Points:	52 by Northwestern (94-52)
FG Att:	49 vs. Arizona (25-49), Clemson (19-49)	FG Att:	50 by Drexel (21-50), Florida State (22-50)
FG Made:	19 vs. VT #2 (19-53), Clem (19-49)	FG Made:	17 by Longwood (17-60)
FG %:	32.8 vs. Seton Hall (20-61)	FG %:	28.3 by Longwood (17-60)
3-FG Att:	14 vs. Duke (4-14), Clemson (4-14)	3-FG Att:	14 by Virginia Tech #2 (3-14)
3-FG Made:	4 vs. Duke (4-14), Clemson (4-14), Wake Forest (4-19)	3-FG Made:	3 by Virginia Tech #2 (3-14)
3-FG %:	21.1 vs. Wake Forest (4-19)	3-FG %:	21.4 by Virginia Tech #2 (3-14)
FT Att:	10 vs. Florida State (7-10)	FT Att:	6 by Howard (4-6), Clemson (2-6)
FT Made:	5 vs. Syracuse (5-11)	FT Made:	2 by Clemson (2-6)
FT %:	45.5 vs. Syracuse (5-11)	FT %:	26.7 by Northwestern (4-15)
Rebounds:	27 vs. Arizona, Clemson	Rebounds:	23 by Howard
Assists:	7 vs. Clemson, Wake Forest	Assists:	9 by Seton Hall, Virginia Tech #2
Turnovers:	6 vs. Boston College	Turnovers:	6 by Seton Hall
Blocks:	0 vs. BC, FSU, MD, WF	Blocks:	0 by Northwestern, Elon
Steals:	0 vs. Seton Hall	Steals:	1 by Boston College
Fouls:	12 vs. Clemson	Fouls:	13 by Howard

(1) - Min. 5 made; (2) Min. 3 made

The Cavaliers' Record in 2007-08 when UVa...

leads at halftime	10-4
trails at halftime	0-7
tied at halftime	1-0
goes into overtime.....	0-3
leads by 10 or more points	11-3
trails by 10 or more points	0-8
shoots 50% or better.....	4-0
shoots less than 50%.....	7-11
shoots less than 45%.....	5-10
shoots less than 40 %.....	1-7
opponent shoots 50% or better.....	0-5
opponent shoots less than 50%	11-6
opponent shoots less than 45%	9-5
opponent shoots less than 40%	5-3
has higher FG% than opponent.....	10-1
has lower FG% than opponent.....	1-10
has same FG% as opponent	0-0
outrounds its opponent	10-5
is outrebounded by opponent.....	0-6
has same rebounds as opponent	1-0
has more offensive rebounds than opponent.....	8-7
has fewer offensive rebounds than opponent	3-3
has same offensive rebounds as opponent.....	0-1
has fewer turnovers than opponent	5-4
has more turnovers than opponent	6-7
has same turnovers as opponent	0-0
has fewer than 10 turnovers.....	2-0
opponent has fewer than 10 turnovers	0-2
shoots more FTs than opponent.....	9-3
shoots fewer FTs than opponent.....	2-7
shoots the same FTs as opponent.....	0-1
has game decided by 10 points or less	2-6
has game decided by 5 points or less	1-3
scores <60 points	0-1
scores 60-69 points.....	0-7
scores 70-79 points.....	5-2
scores 80-89 points.....	1-1
scores 90+ points	5-0
allows <60 points	5-0
allows 60-69 points.....	2-1
allows 70-79 points.....	3-4
allows 80-89 points.....	1-4
allows 90+ points	0-2

Virginia in its 11 wins

UVa's field goal percentage	47.2 (315-668)
UVa's free throw percentage	72.8 (190-261)
UVa's 3-point field goal percentage.....	42.9 (111-259)
UVa's offensive rebounds/game	14.5 (159)
UVa's rebounds/game.....	44.3 (487)
UVa's rebound margin/game	+14.5 (44.3-29.8)
UVa's assists/game	16.5 (181)
UVa's turnovers/game.....	15.8 (174)
UVa's points/game	84.6 (931)
Opponent's field goal percentage	39.3 (252-641)
Opponent's points/game	64.6 (711)
Opponent's turnovers/game.....	15.5 (170)
Opponent's free throw attempts/game.....	18.6 (205)

Virginia in its 11 losses

UVa's field goal percentage	38.5 (259-672)
UVa's free throw percentage	66.2 (137-207)
UVa's 3-point field goal percentage.....	31.5 (81-257)
UVa's offensive rebounds/game	13.5 (149)
UVa's rebounds/game.....	37.3 (410)
UVa's rebound margin/game	-0.3 (37.3-37.6)
UVa's assists/game	10.5 (116)
UVa's turnovers/game.....	14.5 (160)
UVa's points/game	66.9 (736)
Opponent's field goal percentage	46.7 (310-664)
Opponent's points/game	80.8 (889)
Opponent's turnovers/game.....	12.0 (132)
Opponent's free throw attempts/game.....	22.2 (244)

The Automated ScoreBook
Virginia Season Schedule/Results & Leaders (as of Feb 09, 2008)
All games

RECORD:	OVERALL	HOME	AWAY	NEUTRAL
ALL GAMES.....	(11-11)	(9-4)	(2-6)	(0-1)
CONFERENCE.....	(1-8)	(1-3)	(0-5)	(0-0)
NON-CONFERENCE.....	(10-3)	(8-1)	(2-1)	(0-1)

DATE	TIME	OPPONENT		SCORE	ATTEND	HIGH POINTS	HIGH REBOUNDS
11/11/07	2 p.m.	VERMONT	W	90-72	11893	(19)Adrian Joseph (19)Sean Singletary	(8)Mamadi Diane
11/14/07	7 p.m.	HOWARD	W	92-53	11162	(23)Sean Singletary	(8)Calvin Baker
11/17/07	8:30 p.m. MT	at Arizona	W	75-72	14602	(24)Sean Singletary	(6)Laurynas Mikalauskas
11/20/07	8 p.m.	DREXEL	W	72-58	10975	(24)Sean Singletary	(11)Adrian Joseph
11/23/07	9:30	at Penn	W	100-85		(23)Adrian Joseph	(13)Mike Scott
11/24/07	9:40 p.m.	vs Seton Hall	L	60-74	3871	(23)Sean Singletary	(16)Adrian Joseph
11/27/07	7 p.m.	NORTHWESTERN	W	94-52	12609	(22)Mamadi Diane	(7)Mamadi Diane
12/05/07	7:30 p.m.	SYRACUSE	L	68-70	13603	(19)Adrian Joseph	(13)Adrian Joseph
12/07/07	7 p.m.	LONGWOOD	W	76-57	11366	(21)Sean Singletary	(11)Mike Scott
12/19/07	7 p.m.	HAMPTON	W	79-65	10516	(19)Adrian Joseph	(9)Jerome Meyinsse
12/22/07	2 p.m.	ELON	W	91-61	11626	(20)Sean Singletary	(9)Mike Scott
12/30/07	3 p.m.	HARTFORD	W	78-70	11647	(20)Mamadi Diane	(12)Adrian Joseph
01/03/08	8:00 PM	at Xavier	L	70-108	10073	(14)Sean Singletary	(6)Mike Scott
01/13/08	8:08 PM	* at Duke	L	65-87	9314	(18)Sean Singletary	(9)Adrian Joseph
01/16/08	7 p.m.	* VIRGINIA TECH		69-70	LOT 14433	(34)Sean Singletary	(10)Sean Singletary
01/19/08	8 p.m.	* BOSTON COLLEGE	W	84-66	14039	(20)Mamadi Diane	(8)Ryan Pettinella
01/23/08	7:00 pm	* at Florida State	L	67-69	7314	(21)Mamadi Diane	(8)Adrian Joseph
01/27/08	4:30 p.m.	* GEORGIA TECH		82-92	LOT 14138	(16)Calvin Baker (16)Mamadi Diane	(9)Mike Scott (9)Adrian Joseph
1/30/08	7:00 p.m.	* at Maryland	L	75-85	17950	(23)Sean Singletary	(12)Mike Scott
02/02/08	1:00 PM	* at Virginia Tech	LOT	65-72	9847	(26)Sean Singletary	(8)Adrian Joseph
02/07/08	7 p.m.	* CLEMSON	L	51-82	13929	(19)Adrian Joseph	(7)Mike Scott
02/09/08	3:30 p.m.	* at Wake Forest	L	64-80	14179	(21)Sean Singletary	(11)Ryan Pettinella

* = Conference game

ATTENDANCE SUMMARY	GAMES	TOTALS	AVG/GAME
HOME.....	13	161936	12457
AWAY.....	8	83279	10410
NEUTRAL.....	1	3871	3871
TOTAL.....	22	249086	11322

The Automated ScoreBook
 Virginia Game-by-Game Points-Rebounds-Assists (as of Feb 09, 2008)
 All games

Opponent	Date	Score	01	02	04	11	12	13	21	22	24
-----	----	-----	-----	-----	-----	-----	-----	-----	-----	-----	-----
			WL JONES,JEF	FARRAKHAN BAKER,CAL	MIKALOUSK	TUCKER,JA	ZEGLINSKI	SOROYE,TU	SHERRILL, DIANE,MAM		
VERMONT	11/11/07	90-72	W 8- 6- 1	0- 0- 0	11- 1- 0	8- 4- 0	5- 2- 0	0- 1- 1	DNP	DNP	10- 8- 1
HOWARD	11/14/07	92-53	W 10- 3- 2	4- 2- 1	11- 8- 5	5- 1- 0	0- 0- 0	2- 1- 5	DNP	2- 0- 0	14- 2- 1
at Arizona	11/17/07	75-72	W 15- 1- 0	0- 0- 0	5- 0- 4	6- 6- 0	12- 4- 0	DNP	DNP	DNP	9- 1- 1
DREXEL	11/20/07	72-58	W 2- 2- 0	0- 2- 0	11- 1- 1	1- 1- 1	7- 4- 0	0- 1- 3	DNP	DNP	11- 2- 0
at Penn	11/23/07	100-85	W 2- 0- 1	0- 2- 0	6- 1- 5	8- 2- 1	8- 3- 0	0- 2- 2	DNP	2- 0- 0	13- 4- 1
vs Seton Hall	11/24/07	60-74	L 4- 2- 0	DNP	9- 3- 1	3- 3- 1	0- 0- 0	0- 1- 0	DNP	DNP	12- 8- 2
NORTHWESTERN	11/27/07	94-52	W 8- 5- 2	2- 1- 0	16- 2- 1	7- 6- 0	3- 1- 2	2- 2- 2	DNP	0- 0- 0	22- 7- 3
SYRACUSE	12/05/07	68-70	L 4- 1- 1	DNP	8- 1- 1	3- 1- 0	DNP	3- 1- 0	DNP	DNP	10- 2- 0
LONGWOOD	12/07/07	76-57	W 0- 3- 0	0- 0- 0	11- 3- 2	4- 2- 0	0- 0- 1	0- 0- 2	DNP	3- 0- 0	11- 4- 1
HAMPTON	12/19/07	79-65	W 6- 2- 2	2- 0- 1	6- 4- 2	DNP	8- 6- 1	DNP	DNP	DNP	0- 1- 3
ELON	12/22/07	91-61	W 10- 4- 0	2- 0- 0	7- 3- 6	DNP	2- 4- 1	DNP	DNP	0- 1- 1	9- 0- 1
HARTFORD	12/30/07	78-70	W 8- 1- 0	0- 1- 1	12- 4- 4	DNP	DNP	DNP	1- 2- 0	DNP	20- 9- 2
at Xavier	01/03/08	70-108	L 2- 1- 0	3- 1- 0	7- 2- 3	DNP	2- 1- 0	DNP	0- 1- 0	0- 2- 0	7- 2- 1
at Duke	01/13/08	65-87	L 0- 1- 0	0- 0- 0	13- 4- 2	DNP	9- 5- 1	DNP	DNP	DNP	11- 6- 1
VIRGINIA TECH	01/16/08	69-70	OL 2- 1- 0	DNP	5- 0- 3	DNP	0- 3- 1	DNP	DNP	DNP	8- 9- 2
BOSTON COLLEGE	01/19/08	84-66	W 2- 1- 0	DNP	15- 4- 1	DNP	3- 7- 2	DNP	DNP	DNP	20- 5- 2
at Florida State	01/23/08	67-69	L 0- 0- 0	DNP	7- 0- 3	DNP	0- 1- 0	DNP	DNP	DNP	21- 5- 0
GEORGIA TECH	01/27/08	82-92	OL 0- 0- 1	3- 1- 1	16- 4- 1	DNP	13- 3- 0	DNP	DNP	DNP	16- 8- 0
at Maryland	1/30/08	75-85	L 0- 1- 1	1- 4- 0	17- 1- 1	DNP	0- 0- 0	DNP	DNP	DNP	16- 3- 4
at Virginia Tech	02/02/08	65-72	OL 0- 1- 0	0- 0- 0	0- 2- 4	DNP	10- 5- 0	DNP	DNP	DNP	8- 4- 0
CLEMSON	02/07/08	51-82	L 1- 0- 0	0- 1- 0	5- 3- 0	DNP	3- 0- 2	DNP	DNP	0- 0- 0	2- 1- 0
at Wake Forest	02/09/08	64-80	L 4- 4- 0	0- 0- 0	3- 4- 2	DNP	6- 9- 1	DNP	DNP	DNP	9- 6- 1

Opponent	Date	Score	30	31	32	34	43	44	45	55
-----	----	-----	-----	-----	-----	-----	-----	-----	-----	-----
			WL JOSEPH,AD	BURNS,AND	SCOTT,MIK	PETTINELL	HARRIS,WI	SINGLESTAR	TAT,SOLOM	MEYINSSE,
VERMONT	11/11/07	90-72	W 19- 6- 3	0- 2- 0	2- 1- 0	4- 5- 2	0- 0- 0	19- 5- 6	DNP	4- 2- 0
HOWARD	11/14/07	92-53	W 5- 5- 1	0- 0- 0	7- 6- 1	5- 5- 0	2- 6- 0	23- 4- 8	DNP	2- 1- 0
at Arizona	11/17/07	75-72	W 4- 3- 1	DNP	DNP	0- 4- 0	0- 0- 0	24- 4- 8	DNP	DNP
DREXEL	11/20/07	72-58	W 11-11- 1	DNP	5- 5- 0	0- 4- 0	DNP	24- 7- 5	DNP	0- 1- 0
at Penn	11/23/07	100-85	W 23-11- 0	0- 1- 1	10-13- 1	6- 2- 0	6- 3- 1	16- 2- 4	DNP	0- 1- 0
vs Seton Hall	11/24/07	60-74	L 6-16- 1	DNP	1- 4- 0	0- 2- 0	2- 1- 0	23- 7- 7	DNP	DNP
NORTHWESTERN	11/27/07	94-52	W 8- 5- 0	2- 0- 0	8- 4- 0	0- 2- 0	0- 4- 0	14- 2-10	DNP	2- 1- 0
SYRACUSE	12/05/07	68-70	L 19-13- 2	DNP	4- 6- 0	0- 1- 0	7- 2- 0	10- 5- 9	DNP	DNP
LONGWOOD	12/07/07	76-57	W 13-10- 1	0- 0- 1	9-11- 1	DNP	4- 8- 0	21- 2- 8	DNP	0- 3- 0
HAMPTON	12/19/07	79-65	W 19- 3- 1	DNP	15- 6- 0	DNP	2- 3- 1	12- 4- 4	DNP	9- 9- 1
ELON	12/22/07	91-61	W 16- 2- 2	0- 0- 0	6- 9- 0	DNP	7- 5- 0	20- 5- 8	DNP	12- 2- 1
HARTFORD	12/30/07	78-70	W 15-12- 0	DNP	5- 4- 1	0- 0- 0	2- 1- 0	12- 4- 4	0- 0- 1	3- 7- 0
at Xavier	01/03/08	70-108	L 6- 3- 2	1- 1- 0	10- 6- 0	0- 0- 0	6- 4- 0	14- 3- 7	12- 2- 1	0- 0- 0
at Duke	01/13/08	65-87	L 3- 9- 1	DNP	2- 3- 0	9- 2- 0	0- 0- 0	18- 0- 4	0- 2- 0	0- 1- 0
VIRGINIA TECH	01/16/08	69-70	OL 11- 8- 0	DNP	3- 5- 0	6- 2- 0	DNP	34-10- 3	0- 0- 0	0- 1- 0
BOSTON COLLEGE	01/19/08	84-66	W 17- 5- 0	DNP	2- 3- 0	4- 8- 0	DNP	19- 2-10	DNP	2- 3- 0
at Florida State	01/23/08	67-69	L 17- 8- 1	DNP	5- 3- 0	2- 3- 0	0- 1- 0	11- 3- 7	0- 0- 0	4- 3- 0
GEORGIA TECH	01/27/08	82-92	OL 13- 9- 3	DNP	9- 9- 0	1- 2- 0	DNP	11- 4- 8	0- 0- 0	0- 1- 0
at Maryland	1/30/08	75-85	L 2- 3- 0	DNP	6-12- 1	2- 0- 0	3- 0- 1	23- 0- 3	3- 2- 0	2- 0- 0
at Virginia Tech	02/02/08	65-72	OL 8- 8- 3	DNP	9- 3- 0	4- 1- 0	DNP	26- 5- 2	DNP	0- 0- 0
CLEMSON	02/07/08	51-82	L 19- 6- 1	0- 0- 0	1- 7- 1	0- 1- 0	DNP	14- 4- 2	4- 1- 1	2- 1- 0
at Wake Forest	02/09/08	64-80	L 4- 3- 0	DNP	3- 3- 0	12-11- 0	DNP	21- 1- 3	DNP	2- 2- 0

The Automated ScoreBook
Virginia Team Game-by-Game Comparison (as of Feb 09, 2008)
All games

Opponent	1st	2nd	Score	Mar	Total FG	FG Pct	3-Pointers	3FG Pct	Free Throws	FT Pct	Rebounds	Assist	TOver	Block	Steal	Fouls
VERMONT.....	46/32	44/40	90-72	+18	29-53/27-65	.547/.415	9-19/ 4-17	.474/.235	23-34/14-17	.676/.824	46/25 +21	14/11	18/10	4/3	5/9	19/23
HOWARD.....	41/26	51/27	92-53	+39	37-75/21-51	.493/.412	12-29/ 7-21	.414/.333	6-13/ 4-6	.462/.667	48/23 +25	24/16	12/19	2/1	10/6	16/13
Arizona.....	42/31	33/41	75-72	+3	25-49/26-54	.510/.481	12-21/ 8-17	.571/.471	13-15/12-14	.867/.857	27/26 +1	14/20	18/17	3/3	4/7	20/16
DREXEL.....	31/25	41/33	72-58	+14	23-60/21-50	.383/.420	8-16/ 6-18	.500/.333	18-22/10-15	.818/.667	44/27 +17	11/10	16/17	1/2	5/5	16/17
Penn.....	50/35	50/50	100-85	+15	34-72/26-56	.472/.464	10-24/ 6-21	.417/.286	22-30/27-40	.733/.675	56/26 +30	17/20	21/16	4/3	12/6	30/23
Seton Hall.....	29/40	31/34	60-74	(14)	20-61/25-69	.328/.362	7-28/ 7-23	.250/.304	13-18/17-25	.722/.680	50/43 +7	12/9	16/6	4/3	0/8	21/16
NORTHWESTERN.....	54/29	40/23	94-52	+42	32-62/20-56	.516/.357	16-32/ 8-29	.500/.276	14-16/ 4-15	.875/.267	43/28 +15	20/11	13/16	3/0	8/6	18/17
SYRACUSE.....	36/29	32/41	68-70	(2)	26-64/26-59	.406/.441	11-32/ 8-21	.344/.381	5-11/10-11	.455/.909	36/39 (3)	13/14	13/15	2/4	6/8	15/15
LONGWOOD.....	29/22	47/35	76-57	+19	25-56/17-60	.446/.283	9-23/10-26	.391/.385	17-25/13-18	.680/.722	49/31 +18	17/11	21/17	2/1	4/7	18/23
HAMPTON.....	36/32	43/33	79-65	+14	25-56/23-63	.446/.365	9-22/ 6-20	.409/.300	20-25/13-22	.800/.591	42/32 +10	16/11	21/12	2/3	3/8	23/21
ELON.....	47/34	44/27	91-61	+30	32-64/22-54	.500/.407	7-24/ 8-24	.292/.333	20-27/ 9-13	.741/.692	38/27 +11	20/12	9/20	1/0	8/2	15/22
HARTFORD.....	41/28	37/42	78-70	+8	24-54/25-70	.444/.357	10-23/10-39	.435/.256	20-33/10-21	.606/.476	51/40 +11	13/14	19/12	5/1	8/11	20/26
Xavier.....	30/61	40/47	70-108	(38)	22-58/37-58	.379/.638	6-18/16-26	.333/.615	20-29/18-21	.690/.857	30/32 (2)	14/27	12/13	3/5	6/6	22/22
Duke.....	31/43	34/44	65-87	(22)	25-59/34-67	.424/.507	4-14/11-31	.286/.355	11-16/ 8-12	.688/.667	34/35 (1)	9/21	18/11	2/3	3/12	17/17
VIRGINIA TECH.....	38/34	25/29	69-70	(1)	24-63/25-70	.381/.357	9-25/ 8-30	.360/.267	12-18/12-21	.667/.571	39/47 (8)	9/12	14/15	2/3	6/4	20/17
BOSTON COLLEGE.....	35/35	49/31	84-66	+18	29-67/24-62	.433/.387	9-26/ 7-24	.346/.292	17-21/11-24	.810/.458	43/43 -	15/10	6/14	0/6	9/1	19/17
Florida State.....	28/31	39/38	67-69	(2)	25-60/22-50	.417/.440	10-29/ 8-21	.345/.381	7-10/17-24	.700/.708	33/32 +1	11/10	15/17	0/5	8/11	22/14
GEORGIA TECH.....	48/38	28/38	82-92	(10)	29-78/33-65	.372/.508	12-36/ 9-22	.333/.409	12-20/17-29	.600/.586	48/40 +8	14/20	12/10	1/6	4/3	26/19
Maryland.....	33/43	42/42	75-85	(10)	28-61/27-52	.459/.519	6-21/ 8-24	.286/.333	13-16/23-28	.813/.821	31/30 +1	11/18	11/9	0/5	4/2	23/16
Virginia Tech.....	26/25	28/29	65-72	(7)	19-53/22-56	.358/.393	8-21/ 3-14	.381/.214	19-29/25-38	.655/.658	33/43 (10)	9/9	15/12	2/4	5/4	30/24
CLEMSON.....	24/40	27/42	51-82	(31)	19-49/32-60	.388/.533	4-14/16-26	.286/.615	9-15/ 2-6	.600/.333	27/35 (8)	7/22	18/14	3/5	3/8	12/18
Wake Forest.....	27/36	37/44	64-80	(16)	22-66/27-56	.333/.482	4-19/10-21	.211/.476	16-25/16-29	.640/.552	49/38 +11	7/14	16/10	0/8	5/4	22/20

Note: Game totals are displayed in the format TEAM/OPPONENT for each category

The Automated ScoreBook
Virginia Game-by-Game Highs (as of Feb 09, 2008)
All games

Opponent	Date	Score	WL	POINTS	REBOUNDS	ASSISTS	STEALS	BLOCKED SHOTS
VERMONT	11/11/07	90-72	W	19-Sean Singleta Adrian Joseph	8-Mamadi Diane	6-Sean Singleta	4-Sean Singleta	2-Jamil Tucker
HOWARD	11/14/07	92-53	W	23-Sean Singleta	8-Calvin Baker	8-Sean Singleta	3-Jeff Jones	1-Jeff Jones Ryan Pettinel
at Arizona	11/17/07	75-72	W	24-Sean Singleta	6-Laurynas Mika	8-Sean Singleta	1-Adrian Joseph Laurynas Mika Ryan Pettinel Sean Singleta	3-Mamadi Diane
DREXEL	11/20/07	72-58	W	24-Sean Singleta	11-Adrian Joseph	5-Sean Singleta	2-Sean Singleta	1-Jeff Jones
at Penn	11/23/07	100-85	W	23-Adrian Joseph	13-Mike Scott	5-Calvin Baker	3-Sammy Zeglins Mike Scott	1-Laurynas Mika Adrian Joseph Mamadi Diane Ryan Pettinel
vs Seton Hall	11/24/07	60-74	L	23-Sean Singleta	16-Adrian Joseph	7-Sean Singleta	None	2-Mamadi Diane
NORTHWESTERN	11/27/07	94-52	W	22-Mamadi Diane	7-Mamadi Diane	10-Sean Singleta	3-Adrian Joseph	1-Sammy Zeglins Adrian Joseph Mamadi Diane
SYRACUSE	12/05/07	68-70	L	19-Adrian Joseph	13-Adrian Joseph	9-Sean Singleta	2-Calvin Baker Sean Singleta	1-Mike Scott Mamadi Diane
LONGWOOD	12/07/07	76-57	W	21-Sean Singleta	11-Mike Scott	8-Sean Singleta	1-Mike Scott Jeff Jones Will Harris Calvin Baker	1-Mamadi Diane Adrian Joseph
HAMPTON	12/19/07	79-65	W	19-Adrian Joseph	9-Jerome Meyins	4-Sean Singleta	2-Adrian Joseph	2-Jamil Tucker
ELON	12/22/07	91-61	W	20-Sean Singleta	9-Mike Scott	8-Sean Singleta	3-Sean Singleta	1-Mike Scott
HARTFORD	12/30/07	78-70	W	20-Mamadi Diane	12-Adrian Joseph	4-Sean Singleta Calvin Baker	3-Mamadi Diane	2-Mamadi Diane Adrian Joseph
at Xavier	01/03/08	70-108	L	14-Sean Singleta	6-Mike Scott	7-Sean Singleta	2-Calvin Baker	2-Mike Scott
at Duke	01/13/08	65-87	L	18-Sean Singleta	9-Adrian Joseph	4-Sean Singleta	1-Mike Scott Solomon Tat Calvin Baker	1-Jamil Tucker Mike Scott
VIRGINIA TECH	01/16/08	69-70	OL	34-Sean Singleta	10-Sean Singleta	3-Calvin Baker Sean Singleta	3-Sean Singleta	2-Jamil Tucker
BOSTON COLLEGE	01/19/08	84-66	W	20-Mamadi Diane	8-Ryan Pettinel	10-Sean Singleta	6-Sean Singleta	None
at Florida State	01/23/08	67-69	L	21-Mamadi Diane	8-Adrian Joseph	7-Sean Singleta	2-Calvin Baker	None
GEORGIA TECH	01/27/08	82-92	OL	16-Mamadi Diane Calvin Baker	9-Adrian Joseph Mike Scott	8-Sean Singleta	3-Sean Singleta	1-Mamadi Diane
at Maryland	1/30/08	75-85	L	23-Sean Singleta	12-Mike Scott	4-Mamadi Diane	2-Calvin Baker	None
at Virginia Tech	02/02/08	65-72	OL	26-Sean Singleta	8-Adrian Joseph	4-Calvin Baker	1-Calvin Baker Mike Scott Adrian Joseph Jeff Jones Sean Singleta	1-Mamadi Diane Adrian Joseph
CLEMSON	02/07/08	51-82	L	19-Adrian Joseph	7-Mike Scott	2-Jamil Tucker Sean Singleta	1-Solomon Tat Mamadi Diane	1-Mike Scott Adrian Joseph Calvin Baker
at Wake Forest	02/09/08	64-80	L	21-Sean Singleta	11-Ryan Pettinel	3-Sean Singleta	2-Sean Singleta	None

The Automated ScoreBook
Virginia Team Game-by-Game (as of Feb 09, 2008)
All games

TEAM STATISTICS

Opponent	Date	Score	W/L	---TOTAL---		--3-PTRS--		FT-FTA		---REBOUNDS---			PF	A	TO	Blk	Stl	Pts---Avg		
				FG-FGA	Pct	3FG-FGA	Pct	Pct	Off	Def	Tot	Avg						Pts	Avg	
VERMONT	11/11/07	90-72	W	29-53	.547	9-19	.474	23-34	.676	12	34	46	46.0	19	14	18	4	5	90	90.0
HOWARD	11/14/07	92-53	W	37-75	.493	12-29	.414	6-13	.462	21	27	48	47.0	16	24	12	2	10	92	91.0
at Arizona	11/17/07	75-72	W	25-49	.510	12-21	.571	13-15	.867	7	20	27	40.3	20	14	18	3	4	75	85.7
DREXEL	11/20/07	72-58	W	23-60	.383	8-16	.500	18-22	.818	17	27	44	41.2	16	11	16	1	5	72	82.2
at Penn	11/23/07	100-85	W	34-72	.472	10-24	.417	22-30	.733	25	31	56	44.2	30	17	21	4	12	100	85.8
vs Seton Hall	11/24/07	60-74	L	20-61	.328	7-28	.250	13-18	.722	20	30	50	45.2	21	12	16	4	0	60	81.5
NORTHWESTERN	11/27/07	94-52	W	32-62	.516	16-32	.500	14-16	.875	10	33	43	44.9	18	20	13	3	8	94	83.3
SYRACUSE	12/05/07	68-70	L	26-64	.406	11-32	.344	5-11	.455	13	23	36	43.8	15	13	13	2	6	68	81.4
LONGWOOD	12/07/07	76-57	W	25-56	.446	9-23	.391	17-25	.680	13	36	49	44.3	18	17	21	2	4	76	80.8
HAMPTON	12/19/07	79-65	W	25-56	.446	9-22	.409	20-25	.800	14	28	42	44.1	23	16	21	2	3	79	80.6
ELON	12/22/07	91-61	W	32-64	.500	7-24	.292	20-27	.741	12	26	38	43.5	15	20	9	1	8	91	81.5
HARTFORD	12/30/07	78-70	W	24-54	.444	10-23	.435	20-33	.606	15	36	51	44.2	20	13	19	5	8	78	81.2
at Xavier	01/03/08	70-108	L	22-58	.379	6-18	.333	20-29	.690	15	15	30	43.1	22	14	12	3	6	70	80.4
at Duke	01/13/08	65-87	L	25-59	.424	4-14	.286	11-16	.688	12	22	34	42.4	17	9	18	2	3	65	79.3
VIRGINIA TECH	01/16/08	69-70	Lot	24-63	.381	9-25	.360	12-18	.667	9	30	39	42.2	20	9	14	2	6	69	78.6
BOSTON COLLEGE	01/19/08	84-66	W	29-67	.433	9-26	.346	17-21	.810	13	30	43	42.2	19	15	6	0	9	84	78.9
at Florida State	01/23/08	67-69	L	25-60	.417	10-29	.345	7-10	.700	14	19	33	41.7	22	11	15	0	8	67	78.2
GEORGIA TECH	01/27/08	82-92	Lot	29-78	.372	12-36	.333	12-20	.600	18	30	48	42.1	26	14	12	1	4	82	78.4
at Maryland	1/30/08	75-85	L	28-61	.459	6-21	.286	13-16	.813	12	19	31	41.5	23	11	11	0	4	75	78.3
at Virginia Tech	02/02/08	65-72	Lot	19-53	.358	8-21	.381	19-29	.655	9	24	33	41.0	30	9	15	2	5	65	77.6
CLEMSON	02/07/08	51-82	L	19-49	.388	4-14	.286	9-15	.600	7	20	27	40.4	12	7	18	3	3	51	76.3
at Wake Forest	02/09/08	64-80	L	22-66	.333	4-19	.211	16-25	.640	20	29	49	40.8	22	7	16	0	5	64	75.8
Virginia		1667		574-1340	.428	192-516	.372	327-468	.699	308	589	897	40.8	444	297	334	46	126	1667	75.8
Opponents		1600		562-1303	.431	184-515	.357	292-449	.650	228	514	742	33.7	416	322	302	74	138	1600	72.7

Games played: 22
Points/game: 75.8
FG Pct: 42.8
3FG Pct: 37.2
FT Pct: 69.9

Rebounds/game: 40.8
Assists/game: 13.5
Turnovers/game: 15.2
Assist/turnover ratio: 0.9
Steals/game: 5.7
Blocks/game: 2.1

The Automated ScoreBook
 Virginia Overall Team Statistics (as of Feb 09, 2008)
 All games

TEAM STATISTICS	VA	OPP		
SCORING.....	1667	1600		
Points per game.....	75.8	72.7		
Scoring margin.....	+3.0	-		
FIELD GOALS-ATT.....	574-1340	562-1303		
Field goal pct.....	.428	.431		
3 POINT FG-ATT.....	192-516	184-515		
3-point FG pct.....	.372	.357		
3-pt FG made per game..	8.7	8.4		
FREE THROWS-ATT.....	327-468	292-449		
Free throw pct.....	.699	.650		
REBOUNDS.....	897	742		
Rebounds per game.....	40.8	33.7		
Rebounding margin.....	+7.0	-		
ASSISTS.....	297	322		
Assists per game.....	13.5	14.6		
TURNOVERS.....	334	302		
Turnovers per game.....	15.2	13.7		
Turnover margin.....	-1.5	-		
Assist/turnover ratio..	0.9	1.1		
STEALS.....	126	138		
Steals per game.....	5.7	6.3		
BLOCKS.....	46	74		
Blocks per game.....	2.1	3.4		
WINNING STREAK.....	0	-		
Home win streak.....	0	-		
ATTENDANCE.....	161936	87150		
Home games-Avg/Game....	13-12457	8-10410		
Neutral site-Avg/Game..	-	1-3871		
SCORE BY PERIODS:	1st	2nd	OT	Total
-----	----	----	----	----
Virginia.....	802	842	23	- 1667
Opponents.....	749	810	41	- 1600

The Automated ScoreBook
Virginia Season Box Score (as of Feb 09, 2008)
All games

RECORD:	OVERALL	HOME	AWAY	NEUTRAL
ALL GAMES.....	(11-11)	(9-4)	(2-6)	(0-1)
CONFERENCE.....	(1-8)	(1-3)	(0-5)	(0-0)
NON-CONFERENCE.....	(10-3)	(8-1)	(2-1)	(0-1)

## Player	GP-GS	Min--Avg	---TOTAL---		---3-PTS---		FT-FTA	Pct	---REBOUNDS---				PF	FO	A	TO	Blk	Stl	Pts	Avg
			FG-FGA	Pct	3FG-FGA	Pct			Off	Def	Tot	Avg								
44 Sean Singletary....	22-22	744 33.8	127-305	.416	38-102	.373	117-140	.836	22	61	83	3.8	62	1	130	94	0	36	409	18.6
Conference-Only..	9-9	328 36.4	61-137	.445	14-41	.341	41-49	.837	8	21	29	3.2	30	1	42	32	0	16	177	19.7
24 Mamadi Diane.....	22-21	644 29.3	84-204	.412	44-104	.423	47-68	.691	35	62	97	4.4	49	0	27	35	13	13	259	11.8
Conference-Only..	9-8	294 32.7	34-103	.330	16-49	.327	27-39	.692	22	25	47	5.2	22	0	10	14	2	4	111	12.3
30 Adrian Joseph.....	22-22	633 28.8	94-217	.433	45-121	.372	25-32	.781	44	115	159	7.2	29	0	24	37	9	18	258	11.7
Conference-Only..	9-9	290 32.2	36-84	.429	13-42	.310	9-11	.818	16	43	59	6.6	11	0	9	14	2	6	94	10.4
04 Calvin Baker.....	22-8	567 25.8	74-168	.440	33-78	.423	20-33	.606	12	43	55	2.5	42	0	52	37	1	17	201	9.1
Conference-Only..	9-8	268 29.8	30-75	.400	12-31	.387	9-14	.643	5	17	22	2.4	17	0	17	16	1	10	81	9.0
32 Mike Scott.....	21-12	351 16.7	38-88	.432	1-2	.500	45-59	.763	52	71	123	5.9	47	1	6	16	6	13	122	5.8
Conference-Only..	9-8	155 17.2	12-38	.316	0-0	.000	16-23	.696	20	28	48	5.3	26	1	2	11	2	3	40	4.4
11 Laurynas Mikalauska	9-1	141 15.7	16-25	.640	0-0	.000	13-22	.591	11	15	26	2.9	19	0	3	1	1	2	45	5.0
Conference-Only..	0-0	0 0.0	0-0	.000	0-0	.000	0-0	.000	0	0	0	0.0	0	0	0	0	0	0	0	0.0
12 Jamil Tucker.....	20-1	271 13.6	32-76	.421	17-48	.354	10-12	.833	11	47	58	2.9	40	0	12	15	9	3	91	4.6
Conference-Only..	9-1	131 14.6	16-43	.372	9-27	.333	3-5	.600	8	25	33	3.7	14	0	7	8	3	2	44	4.9
01 Jeff Jones.....	22-14	300 13.6	30-86	.349	6-26	.231	22-32	.688	8	32	40	1.8	31	0	11	32	3	7	88	4.0
Conference-Only..	9-1	83 9.2	2-18	.111	1-6	.167	4-7	.571	2	7	9	1.0	11	0	2	11	0	2	9	1.0
34 Ryan Pettinella....	19-9	264 13.9	25-37	.676	0-0	.000	5-23	.217	26	29	55	2.9	57	2	2	16	2	2	55	2.9
Conference-Only..	9-1	169 18.8	18-24	.750	0-0	.000	4-13	.308	10	20	30	3.3	37	2	0	10	0	0	40	4.4
43 Will Harris.....	15-0	135 9.0	14-35	.400	4-9	.444	9-15	.600	14	24	38	2.5	12	0	3	12	0	3	41	2.7
Conference-Only..	3-0	14 4.7	1-3	.333	0-1	.000	1-2	.500	0	1	1	0.3	2	0	1	2	0	0	3	1.0
45 Solomon Tat.....	8-0	60 7.5	6-12	.500	0-1	.000	7-11	.636	3	4	7	0.9	3	0	3	6	0	3	19	2.4
Conference-Only..	6-0	39 6.5	3-8	.375	0-1	.000	1-2	.500	1	4	5	0.8	2	0	1	4	0	3	7	1.2
55 Jerome Meyinsse....	19-0	156 8.2	20-29	.690	0-0	.000	4-10	.400	15	24	39	2.1	30	0	2	7	1	3	44	2.3
Conference-Only..	9-0	59 6.6	6-10	.600	0-0	.000	0-2	.000	4	8	12	1.3	16	0	0	0	0	1	12	1.3
22 Will Sherrill.....	7-0	12 1.7	3-3	1.000	1-1	1.000	0-0	.000	1	2	3	0.4	3	0	1	0	0	1	7	1.0
Conference-Only..	1-0	1 1.0	0-0	.000	0-0	.000	0-0	.000	0	0	0	0.0	0	0	0	0	0	0	0	0.0
02 Mustapha Farrakhan.	17-0	107 6.3	7-37	.189	2-16	.125	1-5	.200	4	11	15	0.9	7	0	4	11	0	2	17	1.0
Conference-Only..	6-0	43 7.2	1-13	.077	1-7	.143	1-3	.333	2	4	6	1.0	3	0	1	3	0	0	4	0.7
13 Sammy Zeglinski....	8-0	62 7.8	3-12	.250	1-7	.143	0-2	.000	3	6	9	1.1	8	0	15	9	1	3	7	0.9
Conference-Only..	0-0	0 0.0	0-0	.000	0-0	.000	0-0	.000	0	0	0	0.0	0	0	0	0	0	0	0	0.0
21 Tunji Soroye.....	2-0	8 4.0	0-1	.000	0-0	.000	1-2	.500	2	1	3	1.5	2	0	0	2	0	0	1	0.5
Conference-Only..	0-0	0 0.0	0-0	.000	0-0	.000	0-0	.000	0	0	0	0.0	0	0	0	0	0	0	0	0.0
31 Andy Burns.....	8-0	20 2.5	1-5	.200	0-1	.000	1-2	.500	2	2	4	0.5	3	0	2	2	0	0	3	0.4
Conference-Only..	1-0	1 1.0	0-0	.000	0-0	.000	0-0	.000	0	0	0	0.0	0	0	0	0	0	0	0	0.0
TEAM.....									43	40	83	3.8	0			2				
Conference-Only..									16	20	36	4.0	0			0				
Total.....	22	4475	574-1340	.428	192-516	.372	327-468	.699	308	589	897	40.8	444	4	297	334	46	126	1667	75.8
Conference-Only..	9	1875	220-556	.396	66-205	.322	116-170	.682	114	223	337	37.4	191	4	92	125	10	47	622	69.1
Opponents.....	22	4475	562-1303	.431	184-515	.357	292-449	.650	228	514	742	33.7	416	-	322	302	74	138	1600	72.7
Conference-Only..	9	1875	246-538	.457	80-213	.376	131-211	.621	105	238	343	38.1	162	1	136	112	45	49	703	78.1

SCORE BY PERIODS:	1st	2nd	OT	Total
-----	-----	-----	-----	-----
Virginia.....	802	842	23	- 1667
Opponents.....	749	810	41	- 1600

DEADBALL REBOUNDS:	OFF	DEF	TOTAL
-----	-----	-----	-----
Virginia.....	70	11	81
Opponents.....	70	15	85