


VIRGINIA

2007-08 Men's Basketball



VIRGINIA vs. NC STATE

JOHN PAUL JONES ARENA • Charlottesville, Va.
Feb. 24, 2008



TV: Fox Sports Net (HD)

• Ron Thulin (play-by-play), Dan Bonner (analysis), Jenn Hildreth (sideline)

Radio: Virginia Sports Network (originating at the Charlottesville Radio Group and WINA-AM/WWWV-FM and available online through V-Pass at www.virginiasports.com)

• Mac McDonald (play-by-play), Jim Hobgood (analysis)

TONIGHT'S GAME:

- The Cavaliers host NC State looking for their second consecutive win
- Virginia is playing its first game in a week after Thursday night's game at Georgia Tech was postponed to March 3 due to a leak in the roof of Alexander Memorial Coliseum
- The Cavaliers are looking to win consecutive ACC games for the first time this season

ABOUT THE CAVALIERS (12-12, 2-9 ACC):

- The Cavaliers are 12-12 after a 79-74 win at Boston College a week ago
- Sunday's win snapped a seven-game losing streak
- Of Virginia's nine conference losses, three have been in overtime, one by one point in regulation, and one by two points in regulation

ABOUT THE WOLFPACK (15-11, 4-8 ACC):

- NC State is 15-11 after an 84-70 loss to North Carolina on Wednesday
- The Wolfpack has lost its last four games

SERIES VS. NC STATE:

- NC State holds a 79-53 advantage in the series (UVa leads 32-23 in Charlottesville)
- Today's game is the only meeting between the teams during the 2007-08 regular season
- Virginia won both regular season meetings last year, including the first ACC game at John Paul Jones Arena, but the Wolfpack won the meeting in the ACC Tournament

SCHEDULE/RESULTS

N4	CARSON-NEWMAN (EX)	W 124-65
N11	VERMONT [ACC Select]	W 90-72
N14	HOWARD [ACC Select]	W 92-53
N17	at #17 Arizona [FSN]	W 75-72
N20	DREXEL [CN8]	W 72-58
N23	at Penn % [CN8]	W 100-85
N24	vs. Seton Hall % [CN8]	L 60-74
N27	NORTHWESTERN ^ [ESPNU]	W 94-52
D5	SYRACUSE [ESPN2]	L 68-70
D7	LONGWOOD [ACC Select]	W 76-57
D19	HAMPTON [ACC Select]	W 79-65
D22	ELON [CSN]	W 91-61
D30	HARTFORD [ACC Select]	W 78-70
J3	at Xavier [CSTV]	L 70-108
J13	at #9 Duke * [FSN]	L 65-87
J16	VIRGINIA TECH * [ESPNU]	L 69-70 (ot)
J19	BOSTON COLLEGE * [Raycom^(split)]	W 84-66
J23	at Florida State * [ACC Select]	L 67-69
J27	GEORGIA TECH * [FSN]	L 82-92 (ot)
J30	at Maryland * [ESPN]	L 75-85
F2	at Virginia Tech * [Raycom]	L 65-72 (ot)
F7	CLEMSON * [ESPN2]	L 51-82
F9	at Wake Forest * [ABC]	L 64-80
F12	#5 N. CAROLINA * [ESPN2/Raycom]	L 74-75
F17	at Boston College * [Raycom ^(split)]	W 79-74
F21	at Georgia Tech * [RSN]	ppd.
F24	NC STATE * [FSN]	4:30 p.m.
M1	at Miami * [Raycom ^(split)]	2 p.m.
M3	at Georgia Tech * [RSN]	7 p.m.
M5	DUKE * [ESPN]	7 p.m.
M9	MARYLAND * [FSN]	7:30 p.m.
M13-16	at ACC Tournament (Charlotte, N.C.)	

* ACC Game
^ Big Ten/ACC Challenge
% Philly Hoop Group Classic (The Palestra, Philadelphia)

All Times Eastern

Rankings are Associated Press at time of the game

TV Abbreviations

CN8	Channel available on select Comcast cable systems
CSN	Comcast SportsNet - Mid Atlantic
FSN	Fox Sports Net
RSN	Regional Sports Networks

PROBABLE STARTERS/RESERVES

No.	Pos.	Yr.	Player	PPG	RPG	APG	Notable
1	G	Fr.	Jeff Jones	4.1	1.8	0.6	15 pts (5-7 3FG) at Arizona
30	F	Sr.	Adrian Joseph	11.3	6.9	1.1	Five double-doubles this season
32	F	Fr.	Mike Scott	6.0	5.9	0.3	Double-double (11 pts, 12 rebs) at BC (2/17)
34	F/C	Sr.	Ryan Pettinella	2.6	3.0	0.1	Double-double (12 pts, 11 rebs) at Wake
44	G	Sr.	Sean Singletary	18.8	3.9	5.9	11 20-point games this season (38 in career)
24	G/F	Jr.	Mamadi Diane	12.0	4.5	1.3	Scored 20 points off bench at Boston College
4	G	So.	Calvin Baker	9.1	2.5	2.4	Scored a UVa career-high 17 points at Md.
11	F	Jr.	Laurynas Mikalauskas	5.6	2.8	0.3	Scored 13 points at Boston College
12	F	So.	Jamil Tucker	4.5	2.8	0.6	Made first career start at Wake (6 pts, 9 rebs)
43	F/G	So.	Will Harris	2.7	2.5	0.2	8 rebounds vs. Longwood tied career-high
45	G/F	So.	Solomon Tat	2.4	0.9	0.4	Career-high 12 points (3-4 FG) at Xavier
55	F/C	So.	Jerome Meyinsse	2.3	2.1	0.1	Career high 12 pts (5-5 FG) vs. Elon
2	G	Fr.	Mustapha Farrakhan	1.0	0.9	0.2	Scored 4 points vs. Howard
21	C	Sr.	Tunji Soroye	0.5	1.5	0.0	Has missed all but two games due to injuries
22	F	Fr.	Will Sherrill	1.0	0.4	0.1	Scored career-high 3 pts. vs. Longwood
31	F	So.	Andy Burns	0.4	0.5	0.3	Had 2 rebounds against Vermont
13	G	Fr.	Sammy Zeglinski	0.9	1.1	1.9	Out for season with ankle injury

MEDIA INFORMATION**Men's Basketball Contact Information**

Virginia Athletics Media Relations
154 John Paul Jones Arena
PO Box 400853
Charlottesville, VA 22904

Office: (434) 982-5500
Fax: (434) 982-5525

Rich Murray

Associate AD for Public Relations
(Primary Men's Basketball Contact)

Office: (434) 982-5530
Home: (434) 978-2966
Email: rmurray@virginia.edu

Steve Kirkland

Assistant Media Relations Director
(Secondary Men's Basketball Contact)

Office: (434) 982-5535
Cell: (434) 825-5241
Email: skirkland@virginia.edu

LAST TIME OUT:

- Virginia snapped a seven-game losing streak with a 79-74 win at Boston College Sunday
- Mamadi Diane came off the bench to lead the Cavaliers with 20 points
- Sean Singletary added 16 points

OVERTIME WOES:

- The Cavaliers are 0-3 this season in overtime games
- It marks just the second time in school history UVa has lost three OT games in a season (0-3 in 86-87)

REBOUNDING SUCCESS COMES FROM MANY SOURCES:

- The Cavaliers' performance on the boards this season has been a team effort
- In Virginia's first 24 games this season, eight different players (Mamadi Diane, Calvin Baker, Laurynas Mikalauskas, Adrian Joseph, Mike Scott, Jerome Meyinsse, Sean Singletary, and Ryan Pettinella) have led the team in rebounding in a game

SINGLETARY NAMED FINALIST FOR PAIR OF AWARDS:

- Sean Singletary is one of 16 finalists for the Bob Cousy Award, given to the nation's top collegiate point guard
- Singletary is one of 10 finalists for the Lowe's Senior CLASS Award

SINGLETARY NAMED TO PAIR OF MIDSEASON LISTS:

- Sean Singletary was one of 30 players named to the midseason list for the John R. Wooden Award
- He was also one of 30 players named to the midseason list for the Naismith Trophy, presented by AT&T
- Both awards are given annually to the top collegiate basketball player

SINGLETARY IN SELECT COMPANY IN ACC HISTORY:

- Against Georgia Tech on Jan. 27, Sean Singletary recorded the 500th assist of his career
- By reaching the mark, he became just the fifth player in ACC history to have 1,500 points, 500 assists, and 400 rebounds in a career
- He joins Johnny Dawkins and Danny Ferry of Duke and Brian Oliver and Tony Akins of Georgia Tech as the only ACC players to reach all three milestones

SINGLETARY CLIMBS CAREER CHARTS:

- Sean Singletary ranks sixth on Virginia's career scoring chart with 1,878 points and he enters tonight's game 92 points away from fifth place (Junior Burrough: 1,970)
- Singletary ranks fourth in school history with 526 career assists and enters tonight's game three assists shy of third place (Donald Hand: 529)
- Singletary is tied for fourth in school history with 180 career steals and enters tonight's game nine steals shy of second place (Jeff Jones, Chris Williams: 189)

SINGLETARY CONTRIBUTES IN DIFFERENT WAYS:

- Sean Singletary is the only player in the ACC this season to have a 30-point scoring game, a 10-rebound game and a 10-assist game
- He is the only player in Virginia history to accomplish all three marks in the same season
- Singletary and Donald Hand are the only Cavaliers in history to accomplish all three marks in a career (Hand had his 10-rebound game and 10-assist game in different seasons)

DOUBLE FIGURE STREAK FOR SINGLETARY:

- Sean Singletary enters tonight's game having scored in double figures in his last 46 games
- It is the longest active streak in the ACC

DOUBLE-DOUBLES FOR SINGLETARY:

- Sean Singletary has had a double-double in two ACC games this season
- He followed his 34 point-10 rebound effort vs. Virginia Tech (1/16) with 19 points and 10 assists vs. Boston College (1/19)
- Singletary is the only player in the ACC to have both a points-rebounds and a points-assists double-double this season
- Of his four career double-doubles, two have been points-rebounds and two have been points-assists

SINGLETERY LEADS VIRGINIA PAST BOSTON COLLEGE:

- Sean Singletary had his third double-double of the season with 19 points and 10 assists vs. BC on Jan. 19
- The 10 assists tied his career high
- Singletary also tied his career high with six steals

SINGLETERY SHINES AGAINST VIRGINIA TECH:

- Sean Singletary had a double-double with 34 points and 10 rebounds vs. Virginia Tech on Jan. 16
- The 34 points are Singletary's season high and his career high against an ACC opponent
- His 34 points are the fourth most in a game this season by an ACC player (UNC's Tyler Hansbrough scored 39 points at home vs. Clemson, UNC's Wayne Ellington scored 36 at Clemson and Hansbrough scored 35 at Miami)
- He scored 49.3 percent (34 of 69) of Virginia's points in the game, the highest percentage for a Cavalier since Singletary scored 35 of 69 UVa points (50.7 percent) at Gonzaga on Dec. 17, 2005
- It marked the fourth 30-point game of his career
- His 12 made field goals are a career high
- His 10 rebounds tied a career high

CAVALIERS RECORD HISTORIC BIG TEN/ACC CHALLENGE WIN:

- Virginia's 94-52 win over Northwestern helped the ACC win its ninth consecutive Big Ten/ACC Challenge, 8-3
- The Cavaliers' 42-point victory over the Wildcats is the biggest margin of victory in the history of the event
- In the game, the Cavaliers made 16 three-point field goals

JOSEPH HAS CAREER REBOUNDING HIGH AGAINST SETON HALL:

- Against Seton Hall, Adrian Joseph had a career-high 16 rebounds
- Joseph has had six double-digit rebounds games this season

SCOTT ON THE BOARDS AGAINST PENN:

- Against Penn, first-year Mike Scott had 13 rebounds
- It was the most rebounds by a Cavalier freshman since Travis Watson had 15 rebounds against NC State (Jan. 12, 2000)

SINGLETERY NAMED ACC PLAYER OF THE WEEK:

- Senior guard Sean Singletary was named ACC Player of the Week on Nov. 19 after leading Virginia to wins over Howard and at Arizona
- Singletary had 23 points and eight assists against the Bison and followed with 24 points and eight assists in the upset of the No. 17 Wildcats
- It is the fourth ACC Player of the Week honor of Singletary's career

SPREADING THE WEALTH:

- Against Howard, 13 different Cavaliers scored
- It was the most different players to score in a game for UVa since 14 different players scored in a 93-47 win over Winthrop on December 1, 1990

JOSEPH SHINES AGAINST VERMONT:

- Adrian Joseph led Virginia with 19 points in the season-opening win over Vermont
- He tied career-highs with five 3-point field goals and three assists in the contest
- His 19 points were his most since scoring 19 against Clemson during the 2005-06 season

ABOUT THE SCHEDULE:

- The Cavaliers will play 29 regular season games, including 17 games at home at John Paul Jones Arena
- Of those 29 games, 14 will come against 2007 NCAA Tournament teams
- Additionally, six games will be against teams that were in the 2007 NIT
- 23 games this season will be televised, including 15 of 16 ACC contests

HEAD COACH DAVE LEITAO:

- 2007 ACC Coach of the Year
- First Virginia coach to win the honor since Terry Holland in 1982
- 48-38 record in three seasons at Virginia, including a 20-23 mark in the ACC
- First Virginia coach to have a winning ACC record over first two seasons as coach
- Overall record of 128-107 in eight seasons as a head coach

IN THE POLLS

ASSOCIATED PRESS (2/18)

1.	Memphis	25-0
2.	Tennessee	23-2
3.	North Carolina	24-2
4.	Kansas	24-2
5.	Duke	22-2
6.	UCLA	22-3
7.	Texas	21-4
8.	Butler	24-2
9.	Stanford	21-4
10.	Xavier	21-4
11.	Wisconsin	21-4
12.	Georgetown	20-4
13.	Connecticut	20-5
14.	Purdue	21-5
15.	Indiana	21-4
16.	Drake	23-2
17.	Washington State	20-5
18.	Louisville	20-6
19.	Michigan State	20-5
20.	Vanderbilt	22-4
21.	Notre Dame	19-5
22.	Texas A&M	20-5
23.	Saint Mary's	22-3
24.	Kansas State	18-6
25.	Marquette	18-6

Others Receiving Votes:

Pittsburgh, BYU, **Clemson**, Gonzaga, **Arizona**, Mississippi State, Rhode Island, Kent State, Stephen F. Austin, Western Kentucky, Cornell.

ESPN/USA Today (2/18)

1.	Memphis	25-0
2.	Tennessee	23-2
3.	North Carolina	24-2
4.	Duke	22-2
5.	Kansas	24-2
6.	UCLA	22-3
7.	Texas	21-4
8.	Butler	24-2
9.	Stanford	21-4
10.	Wisconsin	21-4
11.	Georgetown	20-4
12.	Xavier	21-4
13.	Connecticut	20-5
14.	Indiana	21-4
15.	Purdue	21-5
16.	Vanderbilt	22-4
17.	Michigan State	20-5
18.	Drake	23-2
19.	Washington State	20-5
20.	Saint Mary's	22-3
21.	Notre Dame	19-5
22.	Texas A&M	20-5
23.	Louisville	20-6
24.	Marquette	18-6
25.	Kansas State	18-6

Others Receiving Votes:

BYU, Pittsburgh, Mississippi State, Arkansas, Gonzaga, **Clemson**, **Arizona**, Arizona State, Davidson, Rhode Island, Western Kentucky.

VIRGINIA IN THE ACC STATS (2/22)

TEAM STATISTICS

Scoring Offense:	75.8	5th
Scoring Defense:	72.9	11th
Scoring Margin:	+3.0	9th
Field Goal %:	.428	12th
Field Goal % Def.:	.435	10th
Free Throw %:	.704	6th
3FG %:	.372	5th
3FG Made/Game:	8.75	2nd
3FG % Defense:	.356	10th
Offensive Rebounds:	13.79	3rd
Defensive Rebounds:	26.63	3rd
Rebounding Margin:	+6.4	2nd
Assists:	13.63	7th
Assist/Turnover:	0.93	8th
Turnover Margin:	-0.96	9th
Steals:	5.71	11th
Blocked Shots:	2.17	12th

INDIVIDUAL STATISTICS

Sean Singletary		
- Scoring	18.8	3rd
- Assists	5.88	2nd
- Free Throw %	.841	5th
- Steals	1.67	10th
- Minutes played	33.96	8th
Adrian Joseph		
- Rebounding	6.9	11th
- Defensive Rebs.	4.96	7th
Mamadi Diane		
- Scoring	12.0	T-24th
- Minutes Played	29.50	21st
Mike Scott		
- Rebounding	5.9	19th

VIRGINIA IN THE NCAA STATS (2/18)

TEAM STATISTICS

3FG Made/Game:	8.8	23rd
Rebounding Margin:	+6.4	24th
Sean Singletary		
- Scoring	18.8	55th
- Assists	5.9	28th
- Free Throw %	.841	63rd

LEITAO HONORED BY DICK VITALE:

- ESPN's Dick Vitale named Dave Leitao his national coach of the week on Nov. 19
- Leitao led Virginia to a 75-72 win at No. 17 Arizona that week

SEAN SINGLETARY RECEIVES PRESEASON ACCOLADES:

- First-team Collegehoops.net preseason All-American
- Third-team CBSsportsline.com preseason All-American
- CollegelInsider.com preseason All-American
- Top 50 preseason candidate for the John R. Wooden Award
- Preseason Watch List for the Naismith Trophy presented by AT&T
- Bob Cousy Award presented by The Hartford (nation's top point guard) preseason list
- One of 30 candidates for the Lowe's Senior CLASS Award
- Preseason All-ACC
- No. 4 on Luke Winn's Top 15 Seniors on SI.com

STAFF CHANGES FOR 2007-08:

- Drew Diener, UVA's Director of Basketball Operations the last two years, was named Assistant Coach in Sept.
- Replacing Diener as Director of Basketball Operations is Rick Brunson. A former standout at Temple, Brunson played nine seasons in the NBA

SINGLETARY, JOSEPH ARE VIRGINIA'S CAPTAINS:

- Seniors Sean Singletary and Adrian Joseph are co-captains for the 2007-08 season
- Singletary is a captain for the third consecutive year while Joseph is a captain for the first time
- Singletary joins Donald Hand (a captain from 98-99 through 00-01) as the only three-year captains in Virginia history

AT HOME AT JOHN PAUL JONES ARENA:

- Virginia has an all-time record of 25-6 at John Paul Jones Arena
- UVA has a 9-5 home record this season
- The Cavaliers posted a 16-1 home record last year in the first season in John Paul Jones Arena
- Virginia was the only ACC team to go undefeated at home in conference play last year (8-0)
- The Cavaliers averaged 13,521 fans per game last year in the debut season at JPJA

BASKETBALL SEATING FIGURE FOR JPJA CHANGES:

- After completing the first year in the John Paul Jones Arena, the Virginia athletics department has made an adjustment to the arena's seating figure for basketball. During the 2006-07 season, several seating areas were altered to accommodate needs within the arena. This led to an overall reduction of seats. These accommodations include seats converted to accessible seating and press tables for the media area. Additional seats have been removed from the usable inventory in an effort to improve sightlines and comfort. As a result of the changes, the arena's seating for men's basketball is now 14,593.

VIRGINIA SIGNS THREE TO NATIONAL LETTERS OF INTENT:

- Head Coach Dave Leitao announced on Nov. 19 that three players have signed national letters of intent to join the Cavalier program in 2008-09
- 6-11 center John Brandenburg (Des Peres, Mo.), who averaged 8.2 points, 7.9 rebounds and 2.4 blocks per game last season as a junior at De Smet Jesuit H.S. in St. Louis
- 6-6 guard Sylvan Landesberg (Flushing, N.Y.), who averaged 25.7 points, 10.5 rebounds and 3.6 assists per game last season as a junior at Holy Cross High School and was named the Catholic High School Athletic Association Player of the Year. He was selected as a 2008 McDonald's All-American
- 7-0 center Assane Sene (Senegal), who is in his first season of basketball in the United States at South Kent Preparatory School in South Kent, Conn.

UP NEXT:

- Virginia visits Miami on Saturday, March 1
- Tip-off is 2 p.m. and the game will be broadcast by Raycom
- It is the only regular season meeting between the teams
- The Cavaliers and Hurricanes split two games last season, each winning at home

2007-08 VIRGINIA MEN'S BASKETBALL ROSTER

NO.	NAME	POS.	HT.	WT.	CLASS	HOMETOWN/HIGH SCHOOL (Previous School)
1	Jeff Jones	G	6-4	193	Fr.	Chester, Pa./Monsignor Bonner
2	Mustapha Farrakhan	G	6-4	175	Fr.	Harvey, Ill./Thornton Township
4	Calvin Baker	G	6-2	186	So.	Newport News, Va./Woodside (William & Mary)
11	Laurynas Mikalauskas	F	6-8	246	Jr.	Palanga, Lithuania/Blue Ridge School
12	Jamil Tucker	F	6-8	241	So.	Gary, Ind./West Side
13	Sammy Zeglinski	G	6-0	175	Fr.	Philadelphia, Pa./The William Penn Charter School
21	Tunji Soroye	C	6-11	252	Sr.	Dugbe Ibadan, Nigeria/Montrose Christian School
22	Will Sherrill	F	6-9	215	Fr.	New York, N.Y./Phillips Academy Andover
24	Mamadi Diane	G/F	6-5	201	Jr.	Potomac, Md./DeMatha Catholic
30	Adrian Joseph*	F	6-7	201	Sr.	San Fernando, Trinidad/Brewster Academy
31	Andy Burns	F	6-8	212	So.	Alexandria, Va./Bishop Ireton
32	Mike Scott	F	6-8	233	Fr.	Chesapeake, Va./Hargrave Military Academy
34	Ryan Pettinella	F/C	6-9	249	Sr.	Webster, N.Y./McQuaid Jesuit (Penn)
43	Will Harris	F/G	6-6	245	So.	Corona, N.Y./Brewster Academy
44	Sean Singletary*	G	6-0	185	Sr.	Philadelphia, Pa./The William Penn Charter School
45	Solomon Tat	G/F	6-5	223	So.	Jos Plateau, Nigeria/Community Christian School
55	Jerome Meyinsse	F/C	6-8	245	So.	Baton Rouge, La./McKinley

* Co-Captain

HEAD COACH:

Dave Leitao

ASSISTANT COACHES:

Bill Courtney

Drew Diener

Steve Seymour

DIRECTOR OF BASKETBALL OPERATIONS:

Rick Brunson

STRENGTH & CONDITIONING COACH:

Shaun Brown

ASSISTANT DIR. OF OPERATIONS/VIDEO:

Oliver Winterbone

ATHLETIC TRAINER:

Ethan Saliba

PRONUNCIATION GUIDE

Mamadi Diane

Mom-uh-dee Dee-on-ee

Mustapha Farrakhan

Moo-sta-fa Fair-uh-con

Dave Leitao

Lay-toe

Jerome Meyinsse

Me-yin-see

Laurynas Mikalauskas

La-ree-nus Mick-a-laus-cuss

Ryan Pettinella

Pet-in-ella

Tunji Soroye

Ton-jee Suh-roy-yay

Jamil Tucker

Ja-mill

Sammy Zeglinski

Zuh-glin-ski

CAVALIER CAREER RECORD BOOK

POINTS

1.	Bryant Stith (1989-92)	2,516
2.	Jeff Lamp (1978-81)	2,317
3.	Buzzy Wilkinson (1953-55)	2,233
4.	Ralph Sampson (1980-83)	2,228
5.	Junior Burrough (1992-95)	1,970
6.	Sean Singletary (2005-pres.)	1,878
7.	Wally Walker (1973-76)	1,849
8.	Chris Williams (1999-02)	1,812
9.	Harold Deane (1994-97)	1,763
10.	Curtis Staples (1995-98)	1,757
11.	J.R. Reynolds (2004-07)	1,683
12.	John Crotty (1988-91)	1,646
13.	Bob McCarty (1954-56)	1,625
14.	Travis Watson (2000-03)	1,546
15.	Richard Morgan (1986-89)	1,540
16.	Donald Hand (1998-01)	1,486
17.	Othell Wilson (1981-84)	1,469
18.	Barry Parkhill (1971-73)	1,437
19.	Jim Connelly (1965-67)	1,426
20.	Lee Raker (1978-81)	1,423

3-POINT FIELD GOALS

1.	Curtis Staples (1995-98)	413
2.	Harold Deane (1994-97)	237
3.	J.R. Reynolds (2004-07)	221
4.	Sean Singletary (2005-pres.)	207
5.	John Crotty (1988-91)	179
6.	Devin Smith (2003-05)	161
7.	Donald Hand (1998-01)	156
	Todd Billet (2003-04)	156
9.	Adrian Joseph (2005-pres.)	150
10.	Cory Alexander (1992-95)	142

FREE THROWS MADE

1.	Bryant Stith (1989-92)	690
2.	Buzzy Wilkinson (1953-55)	665
3.	Jeff Lamp (1978-81)	635
4.	Harold Deane (1994-97)	546
5.	Sean Singletary (2005-pres.)	511
6.	Donald Hand (1998-01)	444
7.	Junior Burrough (1992-95)	439
8.	Ralph Sampson (1980-83)	427
9.	John Crotty (1988-91)	413
10.	J.R. Reynolds (2004-07)	402

ASSISTS

1.	John Crotty (1988-91)	683
2.	Jeff Jones (1979-82)	598
3.	Donald Hand (1998-01)	529
4.	Sean Singletary (2005-pres.)	526
5.	Othell Wilson (1981-84)	493
6.	Harold Deane (1994-97)	468
7.	John Johnson (1985-88)	426
8.	Cory Alexander (1992-95)	401
9.	Barry Parkhill (1971-73)	369
10.	J.R. Reynolds (2004-07)	317

STEALS

1.	Othell Wilson (1981-84)	222
2.	Jeff Jones (1979-82)	189
	Chris Williams (1999-02)	189
4.	Sean Singletary (2005-pres.)	180
5.	Harold Deane (1994-97)	179
	Donald Hand (1998-01)	179
7.	Bryant Stith (1989-92)	177
8.	Richard Morgan (1986-89)	160
9.	Adam Hall (1999-02)	157
10.	Bobby Stokes (1976-79)	154

BLOCKED SHOTS

1.	Ralph Sampson (1980-83)	462
2.	Chris Alexander (1993-96)	148
3.	Travis Watson (2000-03)	130
4.	Kris Hunter (1997-99)	126
5.	Jason Clark (2002-05)	112
6.	Steve Castellan (1976-79)	108
7.	Chris Williams (1999-02)	97
8.	Junior Burrough (1992-95)	96
9.	Colin Ducharme (1997-00)	88
10.	Olden Polynice (1984-86)	86
--	Tunji Soroye (2005-pres.)	78

THE LAST TIME...

VIRGINIA INDIVIDUALS

- **Scored 30 points:** Sean Singletary (34) vs. Virginia Tech (1/16/08)
- **Scored 40 points:** J.R. Reynolds (40) vs. Wake (1/21/07)
- **Two players with 20 points:** J.R. Reynolds (28) and Sean Singletary (23) vs. Albany (3/16/07)
- **Three players with 20 points:** Chris Williams (27), Roger Mason, Jr. (22) and Donald Hand (20) vs. Duke (1/5/00)
- **Four players with 20 points:** Chris Williams (23), Donald Hand (22), Adam Hall (21), and Travis Watson (20) vs. Georgetown (3/15/00)
- **A player with back-to-back 25-point games:** J.R. Reynolds (28) vs. Albany (3/16/07) and (26) vs. Tennessee (3/18/07)
- **One player scored in double figures:** Adrian Joseph (10) vs. Puerto Rico-Mayaguez (12/21/06)
- **Five players scored in double figures:** Calvin Baker (16), Mamadi Diane (16), Adrian Joseph (13), Jamil Tucker (13), Sean Singletary (11) vs. Georgia tech (1/27/08)
- **Six players scored in double figures:** Travis Watson (17), Roger Mason, Jr. (15), Chris Williams (15), Elton Brown (14), Jermaine Harper (12), and Adam Hall (10) vs. Grambling (12/30/01)
- **Seven players scored in double figures:** Cornel Parker (20), Junior Burrough (15), Ted Jeffries (14), Cory Alexander (13), Jason Williford (12), Yuri Barnes (11) and Doug Smith (11) vs. Clemson (1/13/93)
- **Had 15 rebounds:** Adrian Joseph (16) vs. Seton Hall (11/24/07)
- **Had 20 rebounds:** Travis Watson (20) vs. Wofford (1/2/03)
- **Had 25 rebounds:** Bob Mortell (25) vs. Washington & Lee (2/27/60)
- **Two players with 10 rebounds:** Mike Scott (11) and Adrian Joseph (10) vs. Longwood (12/7/07)
- **Three players with 10 rebounds:** Yuri Barnes (13), Jason Williford (12) and Junior Burrough (11) vs. Rice (12/4/93)
- **Double-Double:** Mike Scott (11 pts, 12 rebs) at Boston College (2/17/08)
- **Two players had a double-double:** Adrian Joseph (23 pts, 11 rebs) and Mike Scott (10 pts, 13 rebs) at Penn (11/23/07)
- **Three players had a double-double:** Jason Williford (10 pts, 15 rebs), Ted Jeffries (23 pts, 10 rebs), and Cornel Parker (11 pts, 11 rebs) at William & Mary (1/25/93)
- **Double-Double with points and assists:** Sean Singletary (19 pts, 10 assts) vs. Boston College (1/19/08)
- **Triple-Double:** Ralph Sampson (15 pts, 22 rebs, 10 blks) vs. Old Dominion (12/29/79)
- **Four Double-Doubles in a row:** Travis Watson (29 pts, 12 rebs) at NC State (2/6/02), (20 pts, 10 rebs) vs. Clemson (2/10/02), (17 pts, 10 rebs) vs. UNC (2/12/02), (13 pts, 12 rebs) at Wake (2/17/02)
- **20 points and 20 rebounds:** Travis Watson (21 pts, 20 rebs) vs. Wofford (1/2/03)
- **10 assists:** Sean Singletary (10) vs. Boston College (1/19/08)
- **5 Blocked Shots:** Jason Cain (5) vs. UNC (1/19/06)
- **5 Steals:** Sean Singletary (6) vs. BC (1/19/08)
- **Led UVA in Points, Rebounds and Assists:** Sean Singletary (34 pts, 10 rebs, 3 assts) vs. Va Tech (1/16/08)
- **Hit a last second shot to win a game:** Sean Singletary vs. Duke (2/1/07) [jumper with one second in OT]; J.R. Reynolds vs. Loyola Marymount (12/23/04) [layup with 1.5 seconds in regulation]
- **Played every minute:** Sean Singletary vs. Virginia Tech (2/12/05)
- **Played 40 or more minutes:** Adrian Joseph (42) at Virginia Tech (2/2/08)

VIRGINIA TEAM

- **Won in Overtime:** vs. Duke, 68-66 (2/1/07)
- **Lost in Overtime:** at Virginia Tech, 65-72 (2/2/08)
- **Played Two Overtimes:** vs. Maryland, L 89-92 (2/19/05)
- **Played Three Overtimes:** vs. Georgetown, L 111-115 (3/15/00)
- **Shot 70 percent for a Half:** 72.2% (13-18) vs. Wake Forest 2nd Half (2/24/96)
- **Shot 60 percent in a Game:** 61.0% (36-59) vs. LIU (11/17/00)
- **Shot less than 30 percent in a Game:** 27.9% (17-61) vs. North Carolina (3/10/06)
- **Shot 90 percent from the free throw line:** 94.7 % (18-19) vs. Georgia Tech (2/24/07)
- **Shot 50 percent from 3-point line:** 50.0% (9-18) at Boston College (2/17/08)
- **Shot less than 30 percent in a half:** 29.0% (9-31) in 2nd Half at Wake Forest (3/3/07)
- **Shot less than 20 percent in a half:** 18.9% (7-37) in the 1st half at Duke (1/13/01)
- **Shot 55 percent or better and lost:** 56.9% (29-51) vs. Duke (3/14/03)
- **Attempted 50 FTs:** 52 (made 34) vs. Howard (12/12/94)
- **Made 30 FTs:** 31 (36 att.) vs. Tennessee (3/18/07)
- **Made 10 3-pt FGs:** 12 vs. Georgia Tech (1/27/08)
- **Failed to make a 3-pt FG:** at Georgia Tech (12/4/05)
- **Had 50 rebounds:** 51 vs. Hartford (12/30/07)
- **Had 25 assists:** 27 vs. Howard (11/21/01)
- **Had 15 steals:** 15 vs. Arizona (11/21/04)
- **Had 10 blocks:** 12 vs. Longwood (2/13/07)
- **Scored 50 pts in a half:** 54 vs. Northwestern, 1st half (11/27/07)
- **Scored 60 pts in a half:** 60 vs. Gonzaga, 1st half (1/3/07)
- **Scored 70 pts in a half:** 70 vs. Coastal Carolina, 2nd half (10/20/00)
- **Scored 100 pts (ACC):** 103 vs. Maryland (1/16/07)
- **Scored 100 pts (non-conf):** 100 at Penn (11/23/07)
- **Scored under 20 pts in 1st half:** 17 at Ga. Tech (12/4/05)
- **Scored under 20 pts in 2nd half:** 12 vs. UNC (2/11/98)
- **Scored under 50 pts in a game:** 49 at Stanford (3/14/06)

OPPONENT INDIVIDUALS

- **Scored 30 points:** K.C. Rivers (32), Clemson (2/7/08)
- **Scored 35 points:** J.J. Redick (40), Duke (1/28/06)
- **Scored 40 points:** J.J. Redick (40), Duke (1/28/06)
- **Scored 50 points:** Len Chappell (50), Wake (2/12/62)
- **Two players with 20 points:** Brandon Costner (22) and Gavin Grant (20), NC State (3/9/07)
- **Three players with 20 points:** Juan Dixon (23), Chris Wilcox (21), and Lonny Baxter (20), at Maryland (3/3/02)
- **Two players with 30 points:** Trevor Powell (31) and Tony Smith (31), Marquette (2/3/90)
- **Five players scored in double figures:** Deron Washington (15), A.D. Vassallo (14), Jeff Allen (12), Lewis Witcher (10), Malcolm Delaney (10), at Va. Tech (2/2/08)
- **Six players scored in double figures:** Chris Paul (21), Justin Gray (17), Eric Williams (15), Jamaal Levy (12), Taron Downey (11) and Vytas Danelius (10), Wake Forest (1/2/05)
- **Seven players scored in double figures:** Stanley Burrell (15), Drew Lavender (13), C.J. Anderson (12), B.J. Raymond (12), Josh Duncan (11), Charles Bronson (11), and Jason Love (10), at Xavier (1/3/08)
- **Double-Double:** Cliff Hammonds (16 pts, 11 assts), Clemson (2/7/08)

- **Two players had a double-double:** Donte Green (20 pts, 10 rebs) and Paul Harris (10 pts, 14 rebs), Syracuse (12/5/07)
- **Had 15 rebounds:** Al Thornton (16), Florida State (2/17/07)
- **Had 20 rebounds:** Tim Duncan (23), Wake (2/22/97)
- **Had 10 assists:** Cliff Hammonds (11), Clemson (2/7/08)
- **5 Blocked Shots:** Maurice Sumter (5), Longwood (2/13/07)
- **5 Steals:** Toney Douglas (6), at Florida State (1/23/08)
- **Hit a last second shot to win a game:** Deron Washington of Virginia Tech (1/16/08) [0.0 seconds in overtime]

OPPONENT TEAM

- **Shot less than 30 percent in a Game:** 28.3% (17-60) Longwood (12/7/07)
- **Shot less than 30 percent in a Game (ACC):** 29.0% (20-69), Wake Forest (2/24/96)
- **Shot 60 percent in a Game:** 63.8% (37-58), at Xavier (1/3/08)
- **Shot 55 percent or better and lost:** 55.2% (32-58), Iowa State (12/31/03)
- **Scored 100 pts:** 108, at Xavier (1/3/08)
- **Scored 60 pts in a half:** 61, at Xavier, 1st half (1/3/08)
- **Scored under 20 pts in 1st half:** 19 at NC State (1/24/07)
- **Scored under 20 pts in 2nd half:** 18 at Richmond (11/22/05)
- **Scored under 50 pts in a game:** 49, Longwood (2/13/07)
- **Had 25 assists:** 27, at Xavier (1/3/08)
- **Had 15 steals:** 15, Providence (1/3/04)
- **Had 10 blocks:** 11 at Virginia Tech (2/10/07)
- **Failed to make a 3-pt FG:** vs. Arizona State (11/27/99)



CALVIN BAKER

#4

Sophomore • Guard • 6-2 • 186 • Newport News, Va. • Woodside H.S. • William & Mary

THIS SEASON:

- Is eligible to play this season after sitting out games in 2006-07 after transferring from William & Mary
- Has started eight games this season
- Made four free throws in the last 13 seconds in victory at Boston College (2/17)
- Shooting 83.3 percent (10-12) from the free throw line in last six games
- Has scored in double figures in 11 games this season
- Had 10 points, three rebounds, and a career-high two blocks vs. North Carolina
- Scored a UVa career high 17 points at Maryland
- Had 16 points vs. Georgia Tech
- Had 15 points (5-7 FG, 3-4 3FG) vs. Boston College
- Made first start of the season at Duke and scored 13 points
- Scored 12 points vs. Hartford
- Had a UVa high six assists vs. Elon, which tied his career high at W&M
- Had 16 points (6-6 FG, 4-4 3FG) vs. Northwestern
- Scored 11 points vs. Drexel, the third time in his first four games he had 11 points
- Had five points and four assists at Arizona
- Had 11 points and tied a career-high (including W&M) with eight rebounds vs. Howard
- Scored 11 points vs. Vermont in his Cavalier debut
- Had 10 points, four rebounds, and three assists in the exhibition vs. Carson-Newman

2007-08 GAME-BY GAME:

Opponent	GP-GS	FG-FGA	3FG-3FGA	FT-FTA	Off-Def	Total	A	TO	Blk	Stl	PF	Min	Pts
Vermont	1-0	4-6	1-1	2-4	0-1	1	0	0	0	1	2	14	11
Howard	2-0	4-8	3-5	0-0	2-6	8	5	0	0	0	0	17	11
at Arizona	3-0	2-3	1-1	0-0	0-0	0	4	2	0	0	2	20	5
Drexel	4-0	5-9	1-3	0-0	0-1	1	1	1	0	1	0	26	11
at Penn	5-0	2-5	1-3	1-2	0-1	1	5	2	0	0	1	20	6
vs. Seton Hall	6-0	4-12	1-6	0-0	1-2	3	1	3	0	0	4	27	9
Northwestern	7-0	6-6	4-4	0-0	0-2	2	1	1	0	0	3	16	16
Syracuse	8-0	3-10	2-7	0-0	0-1	1	1	2	0	2	3	31	8
Longwood	9-0	4-6	2-3	1-3	0-3	3	2	2	0	1	2	22	11
Hampton	10-0	2-4	2-4	0-0	0-4	4	2	3	0	0	2	30	6
Elon	11-0	2-7	1-3	2-2	2-1	3	6	1	0	0	2	24	7
Hartford	12-0	4-10	2-5	2-4	2-2	4	4	2	0	0	1	27	12
at Xavier	13-0	2-7	0-2	3-4	0-2	2	3	2	0	2	3	25	7
at Duke	14-1	6-14	0-1	1-1	1-3	4	2	2	0	1	1	29	13
Virginia Tech	15-2	2-8	1-4	0-1	0-0	0	3	2	0	2	0	33	5
Boston College	16-3	5-7	3-4	2-2	1-3	4	1	0	0	0	1	31	15
at Florida State	17-4	3-11	1-5	0-2	0-0	0	3	2	0	2	3	34	7
Georgia Tech	18-5	6-13	3-7	1-2	1-3	4	1	3	0	1	3	32	16
at Maryland	19-6	6-12	3-5	2-2	0-1	1	1	0	0	2	2	29	17
at Virginia Tech	20-7	0-2	0-1	0-0	1-1	2	4	3	0	1	4	29	0
Clemson	21-8	1-3	0-1	3-4	0-3	3	0	2	1	0	1	27	5
at Wake Forest	22-8	1-5	1-3	0-0	1-3	4	2	2	0	1	2	24	3
North Carolina	23-8	4-10	1-3	1-2	0-3	3	1	0	2	2	2	26	10
at Boston Coll.	24-8	1-4	1-3	4-4	0-2	2	5	3	0	0	2	24	7

SINGLE GAME BESTS (at Virginia)

POINTS

Season: 17 at Maryland (1/30/08)
 Career: 17 at Maryland (1/30/08)
 ACC: 17 at Maryland (1/30/08)

REBOUNDS

Season: 8 vs. Howard (11/14/07)
 Career: 8 vs. Howard (11/14/07)
 ACC: 4 on four occasions

FG MADE

Season: 6 on four occasions
 Career: 6 on four occasions
 ACC: 6 on three occasions

FG ATTEMPTS

Season: 14 at Duke (1/13/08)
 Career: 14 at Duke (1/13/08)
 ACC: 14 at Duke (1/13/08)

3 PT FG MADE

Season: 4 vs. Northwestern (11/27/07)
 Career: 4 vs. Northwestern (11/27/07)
 ACC: 3 on three occasions

3 PT FG ATTEMPTS

Season: 7 vs. Syracuse (12/5/07), vs. Ga Tech (1/27/08)
 Career: 7 vs. Syracuse (12/5/07), vs. Ga Tech (1/27/08)
 ACC: 7 vs. Georgia Tech (1/27/08)

FT MADE

Season: 4 at Boston College (2/17/08)
 Career: 4 at Boston College (2/17/08)
 ACC: 4 at Boston College (2/17/08)

FT ATTEMPTS

Season: 4 on five occasions
 Career: 4 on five occasions
 ACC: 4 vs. Clemson (2/7/08), at BC (2/17/08)

ASSISTS

Season: 6 vs. Elon (12/22/07)
 Career: 6 vs. Elon (12/22/07)
 ACC: 5 at Boston College (2/17/08)

TURNOVERS

Season: 3 on five occasions
 Career: 3 on five occasions
 ACC: 3 on three occasions

BLOCKS

Season: 2 vs. North Carolina (2/12/08)
 Career: 2 vs. North Carolina (2/12/08)
 ACC: 2 vs. North Carolina (2/12/08)

STEALS

Season: 2 on six occasions
 Career: 2 on six occasions
 ACC: 2 on four occasions

MINUTES

Season: 34 at Florida State (1/23/08)
 Career: 34 at Florida State (1/23/08)
 ACC: 34 at Florida State (1/23/08)

CAREER STATISTICS (at Virginia)

Year	G-GS	Min-Avg.	FG-FGA	Pct.	3FG-3FGA	Pct.	FT-FTA	Pct.	Off-Def.	Reb-Avg.	PF-DQ	Ast	TO	Blk	Stl	Pts-Avg
2006-07	Did not play after transferring															
ACC																
2007-08	24-8	617-25.7	79-182	.434	35-84	.417	25-39	.641	12-48	60-2.5	46-0	58	40	3	19	218-9.1
ACC	11-8	318-28.9	35-89	.393	14-37	.378	14-20	.700	5-22	27-2.5	21-0	23	19	3	12	98-8.9
CAREER	24-8	617-25.7	79-182	.434	35-84	.417	25-39	.641	12-48	60-2.5	46-0	58	40	3	19	218-9.1
ACC	11-8	318-28.9	35-89	.393	14-37	.378	14-20	.700	5-22	27-2.5	21-0	23	19	3	12	98-8.9



ANDY BURNS

#31

Sophomore • Forward • 6-8 • 212 • Alexandria, Va. • Bishop Ireton H.S.

THIS SEASON:

- Scored his first two points of the season vs. Northwestern
- Had his first career assist at Penn
- Had two rebounds in two minutes of playing time in the season opener vs. Vermont
- Had one rebound and one assist in four minutes of action in the exhibition vs. Carson-Newman

SINGLE GAME BESTS

POINTS

Season: 2 vs. Northwestern (11/27/07)
 Career: 4 vs. UMES (11/26/06)
 ACC: --

REBOUNDS

Season: 2 vs. Vermont (11/11/07)
 Career: 3 vs. UMES (11/26/06)
 ACC: 1 at Virginia Tech (2/10/07)

FG MADE

Season: 1 vs. Northwestern (11/27/07)
 Career: 1 on three occasions
 ACC: --

FG ATTEMPTS

Season: 1 on five occasions
 Career: 2 vs. UMES (11/26/06), vs. Longwood (2/13/07)
 ACC: --

3 PT FG MADE

Season: --
 Career: 1 vs. Longwood (2/13/07)
 ACC: --

3 PT FG ATTEMPTS

Season: 1 vs. Longwood (12/7/07)
 Career: 1 on three occasions
 ACC: --

FT MADE

Season: 1 at Xavier (1/3/08)
 Career: 2 vs. UMES (11/26/06)
 ACC: --

FT ATTEMPTS

Season: 2 at Xavier (1/3/08)
 Career: 4 vs. UMES (11/26/06)
 ACC: --

ASSISTS

Season: 1 at Penn (11/23/07), vs. Longwood (12/7/07)
 Career: 1 at Penn (11/23/07), vs. Longwood (12/7/07)
 ACC: --

TURNOVERS

Season: 1 at Penn (11/23/07), vs. Longwood (12/7/07)
 Career: 1 on three occasions
 ACC: --

BLOCKS

Season: --
 Career: 1 vs. Longwood (2/13/07)
 ACC: --

STEALS

Season: --
 Career: --
 ACC: --

MINUTES


Season: 4 vs. Northwestern (11/27/07), at Xavier (1/3/08)
 Career: 7 vs. UMES (11/26/06)
 ACC: 1 on three occasions

2007-08 GAME-BY GAME:

Opponent	GP-GS	FG-FGA	3FG-3FGA	FT-FTA	Off-Def	Total	A	TO	Blk	Stl	PF	Min	Pts
Vermont	1-0	0-0	0-0	0-0	1-1	2	0	0	0	0	1	2	0
Howard	2-0	0-1	0-0	0-0	0-0	0	0	0	0	0	0	2	0
at Arizona	DNP												
Drexel	DNP												
at Penn	3-0	0-1	0-0	0-0	1-0	1	1	1	0	0	1	2	0
vs. Seton Hall	DNP												
Northwestern	4-0	1-1	0-0	0-0	0-0	0	0	0	0	0	1	4	2
Syracuse	DNP												
Longwood	5-0	0-1	0-1	0-0	0-0	0	1	1	0	0	0	3	0
Hampton	DNP												
Elon	6-0	0-1	0-0	0-0	0-0	0	0	0	0	0	0	2	0
Hartford	DNP												
at Xavier	7-0	0-0	0-0	1-2	0-1	1	0	0	0	0	0	4	1
at Duke	DNP												
Virginia Tech	DNP												
Boston College	DNP												
at Florida State	DNP												
Georgia Tech	DNP												
at Maryland	DNP												
at Virginia Tech	DNP												
Clemson	8-0	0-0	0-0	0-0	0-0	0	0	0	0	0	0	1	0
at Wake Forest	DNP												
North Carolina	DNP												
at Boston Coll.	DNP												

CAREER STATISTICS

Year	G-GS	Min-Avg.	FG-FGA	Pct.	3FG-3FGA	Pct.	FT-FTA	Pct.	Off-Def.	Reb-Avg.	PF-DQ	Ast	TO	Blk	Stl	Pts-Avg
2006-07	13-0	20-1.5	2-4	.500	1-2	.500	2-8	.250	1-5	6-0.5	2-0	0	1	1	0	7-0.5
ACC	3-0	2-0.7	0-0	.000	0-0	.000	0-0	.000	0-1	1-0.3	0-0	0	0	0	0	0-0.0
2007-08	8-0	20-2.5	1-5	.200	0-1	.000	1-2	.500	2-2	4-0.5	3-0	2	2	0	0	3-0.4
ACC	1-0	1-1.0	0-0	.000	0-0	.000	0-0	.000	0-0	0-0.0	0-0	0	0	0	0	0-0.0
CAREER	21-0	40-1.9	3-9	.333	1-3	.333	3-10	.300	3-7	10-0.5	5-0	2	3	1	0	10-0.5
ACC	4-0	3-0.8	0-0	.000	0-0	.000	0-0	.000	0-1	1-0.3	0-0	0	0	0	0	0-0.0



MAMADI DIANE

#24

Junior • Guard/Forward • 6-5 • 201 • Potomac, Md. • DeMatha Catholic H.S.

THIS SEASON:

- Scored in double figures in 15 games this season
- Scored 20 points at Boston College, his fifth 20-point game of the season
- Played off the bench the last three games after starting the first 21 games
- Had 16 points and tied a career-high with four assists at Maryland
- Had 16 points and eight rebounds in a career-high 42 minutes vs. Georgia Tech
- Scored 21 points at Florida State and 20 points vs. Boston College, the first time in his career he has scored at least 20 points in consecutive games
- Tied a season-high with nine rebounds vs. Virginia Tech (1/16)
- Had 11 points and six rebounds at Duke
- Had 20 points, a season-high nine rebounds, three steals, two assists, and two blocks vs. Hartford
- Scored a season-high 22 points, including a career-high six 3-point FG, vs. Northwestern
- Had 12 points and eight rebounds vs. Seton Hall
- Had 13 points, four rebounds and two steals at Penn
- Had 11 points and two rebounds vs. Drexel
- Scored nine points (3-3 3FG) and tied a career high with three blocks at Arizona
- Scored 14 points (5-8 FG, 4-7 3FG) against Howard
- Had 10 points and a team-high eight rebounds in the season opener vs. Vermont

2007-08 GAME-BY GAME:

Opponent	GP-GS	FG-FGA	3FG-3FGA	FT-FTA	Off-Def	Total	A	TO	Blk	Stl	PF	Min	Pts
Vermont	1-1	4-7	1-3	1-3	1-7	8	1	4	0	0	2	29	10
Howard	2-2	5-8	4-7	0-0	1-1	2	1	2	0	1	2	20	14
at Arizona	3-3	3-4	3-3	0-0	0-1	1	1	3	3	0	2	36	9
Drexel	4-4	3-7	2-4	3-4	2-0	2	0	3	0	0	3	28	11
at Penn	5-5	5-10	1-3	2-2	1-3	4	1	0	1	2	4	25	13
vs. Seton Hall	6-6	4-7	2-4	2-3	4-4	8	2	1	2	0	2	33	12
Northwestern	7-7	6-11	6-9	4-4	1-6	7	3	3	1	0	2	29	22
Syracuse	8-8	4-7	2-4	0-0	0-2	2	0	0	1	1	3	33	10
Longwood	9-9	4-11	2-5	1-2	1-3	4	1	0	1	0	1	18	11
Hampton	10-10	0-5	0-2	0-0	0-1	1	3	1	0	0	1	18	0
Elon	11-11	4-8	0-3	1-2	0-0	0	1	1	0	2	1	30	9
Hartford	12-12	6-8	4-5	4-6	1-8	9	2	3	2	3	3	34	20
at Xavier	13-13	2-8	1-3	2-3	1-1	2	1	0	0	0	1	17	7
at Duke	14-14	3-12	1-5	4-5	3-3	6	1	0	0	0	2	32	11
Virginia Tech	15-15	3-10	0-2	2-5	2-7	9	2	3	0	0	4	38	8
Boston College	16-16	6-14	4-10	4-5	1-4	5	2	3	0	1	4	34	20
at Florida State	17-17	6-12	5-9	4-4	2-3	5	0	1	0	1	2	37	21
Georgia Tech	18-18	5-17	3-9	3-5	7-1	8	0	1	1	0	2	42	16
at Maryland	19-19	6-13	2-6	2-2	2-1	3	4	2	0	1	2	34	16
at Virginia Tech	20-20	2-8	1-4	3-7	0-4	4	0	2	1	0	3	36	8
Clemson	21-21	1-8	0-2	0-0	0-1	1	0	1	0	1	1	24	2
at Wake Forest	22-21	2-9	0-2	5-6	5-1	6	1	1	0	0	2	17	9
North Carolina	23-21	4-11	1-6	0-0	3-4	7	2	2	0	0	3	29	9
at Boston Coll.	24-21	6-12	3-5	5-6	1-3	4	1	2	0	0	4	35	20

SINGLE GAME BESTS

POINTS

Season: 22 vs. Northwestern (11/27/07)
 Career: 26 vs. Maryland (1/16/07)
 ACC: 26 vs. Maryland (1/16/07)

REBOUNDS

Season: 9 vs. Hartford (12/30/07), vs. Va Tech (1/16/08)
 Career: 11 vs. Hampton (12/16/06)
 ACC: 10 vs. Wake Forest (2/4/06)

FG MADE

Season: 6 on six occasions
 Career: 9 vs. Maryland (1/16/07)
 ACC: 9 vs. Maryland (1/16/07)

FG ATTEMPTS

Season: 17 vs. Georgia Tech (1/27/08)
 Career: 17 vs. Georgia Tech (1/27/08)
 ACC: 17 vs. Georgia Tech (1/27/08)

3 PT FG MADE

Season: 6 vs. Northwestern (11/27/07)
 Career: 6 vs. Northwestern (11/27/07)
 ACC: 5 at Florida State (1/23/08)

3 PT FG ATTEMPTS

Season: 10 vs. Boston College (1/19/08)
 Career: 10 vs. Boston College (1/19/08)
 ACC: 10 vs. Boston College (1/19/08)

FT MADE

Season: 5 at WF (2/9/08), at BC (2/17/08)
 Career: 7 vs. Loyola (12/23/05), vs. UMES (11/26/06)
 ACC: 6 vs. Maryland (1/16/07)

FT ATTEMPTS

Season: 7 at Virginia Tech (2/2/08)
 Career: 8 vs. Loyola (12/23/05)
 ACC: 7 vs. Md (1/16/07), at VT (2/2/08)

ASSISTS

Season: 4 at Maryland (1/30/08)
 Career: 4 vs. Loyola (12/23/05), at Md (1/30/08)
 ACC: 4 at Maryland (1/30/08)

TURNOVERS

Season: 4 vs. Vermont (11/11/07)
 Career: 5 vs. Morgan State (11/19/06)
 ACC: 4 vs. Virginia Tech (3/1/07)

BLOCKS

Season: 3 at Arizona (11/17/07)
 Career: 3 vs. Liberty (11/18/05), at Arizona (11/17/07)
 ACC: 2 on 4 occasions

STEALS


Season: 3 vs. Hartford (12/30/07)
 Career: 4 vs. Maryland (1/16/07)
 ACC: 4 vs. Maryland (1/16/07)

MINUTES

Season: 42 vs. Georgia Tech (1/27/08)
 Career: 42 vs. Georgia Tech (1/27/08)
 ACC: 42 vs. Georgia Tech (1/27/08)

CAREER STATISTICS

Year	G-GS	Min-Avg.	FG-FGA	Pct.	3FG-3FGA	Pct.	FT-FTA	Pct.	Off-Def.	Reb-Avg.	PF-DQ	Ast	TO	Blk	Stl	Pts-Avg
2005-06	30-11	668-22.3	65-193	.337	16-66	.242	35-43	.814	33-79	112-3.7	42-0	32	36	11	22	181-6.0
ACC	16-1	321-20.1	31-94	.330	7-36	.194	12-15	.800	20-39	59-3.7	22-0	17	17	3	10	81-5.1
2006-07	32-32	883-27.6	111-251	.442	42-120	.350	43-57	.754	34-78	112-3.5	61-3	38	42	13	26	307-9.6
ACC	16-16	446-27.9	49-132	.371	18-64	.281	18-27	.667	17-37	54-3.4	32-2	18	21	8	15	134-8.4
2007-08	24-21	708-29.5	94-227	.414	48-115	.417	52-74	.703	39-69	108-4.5	56-0	30	39	13	13	288-12.0
ACC	11-8	358-32.5	44-126	.349	20-60	.333	32-45	.711	26-32	58-5.3	29-0	13	18	2	4	140-12.7
CAREER	86-64	2259-26.3	270-671	.402	106-301	.352	130-174	.747	106-226	332-3.9	159-3	100	117	37	61	776-9.0
ACC	43-25	1125-26.2	124-352	.352	45-160	.281	62-87	.713	63-108	171-4.0	83-2	48	56	13	29	355-8.3



MUSTAPHA FARRAKHAN

#2

Freshman • Guard • 6-4 • 175 • Harvey, Ill. • Thornton Township H.S.

THIS SEASON:

- Had a career-high four rebounds at Maryland, playing a career-high 12 minutes
- Scored three points vs. Georgia Tech
- Had three points at Xavier
- Scored two points vs. Elon
- Had two points and an assist vs. Hampton
- Scored his first career points (4) in 10 minutes of action vs. Howard
- Made his Cavalier debut vs. Vermont, playing four minutes
- Had 13 points and five rebounds in the exhibition game against Carson-Newman

SINGLE GAME BESTS

POINTS

Season: 4 vs. Howard (11/14/07)
 Career: 4 vs. Howard (11/14/07)
 ACC: 3 vs. Georgia Tech (1/27/08)

REBOUNDS

Season: 4 at Maryland (1/30/08)
 Career: 4 at Maryland (1/30/08)
 ACC: 4 at Maryland (1/30/08)

FG MADE

Season: 2 vs. Howard (11/14/07)
 Career: 2 vs. Howard (11/14/07)
 ACC: 1 vs. Georgia Tech (1/27/08)

FG ATTEMPTS

Season: 6 vs. Howard (11/14/07)
 Career: 6 vs. Howard (11/14/07)
 ACC: 5 vs. Georgia Tech (1/27/08)

3 PT FG MADE

Season: 1 at Xavier (1/3/08), vs. Ga Tech (1/27/08)
 Career: 1 at Xavier (1/3/08), vs. Ga Tech (1/27/08)
 ACC: 1 vs. Georgia Tech (1/27/08)

3 PT FG ATTEMPTS

Season: 3 vs. Georgia Tech (1/27/08)
 Career: 3 vs. Georgia Tech (1/27/08)
 ACC: 3 vs. Georgia Tech (1/27/08)

FT MADE

Season: 1 at Maryland (1/30/08)
 Career: 1 at Maryland (1/30/08)
 ACC: 1 at Maryland (1/30/08)

FT ATTEMPTS

Season: 2 vs. Hartford (12/30/07), at Md (1/30/08)
 Career: 2 vs. Hartford (12/30/07), at Md (1/30/08)
 ACC: 2 at Maryland (1/30/08)

ASSISTS

Season: 1 on four occasions
 Career: 1 on four occasions
 ACC: 1 vs. Georgia Tech (1/27/08)

TURNOVERS

Season: 3 at Penn (11/23/07)
 Career: 3 at Penn (11/23/07)
 ACC: 2 vs. Clemson (2/7/08)

BLOCKS

Season: --
 Career: --
 ACC: --

STEALS

Season: 1 vs. Howard (11/14/07), at Xavier (1/3/08)
 Career: 1 vs. Howard (11/14/07), at Xavier (1/3/08)
 ACC: --

MINUTES


Season: 12 at Md (1/30/08), vs. Clemson (2/7/08)
 Career: 12 at Md (1/30/08), vs. Clemson (2/7/08)
 ACC: 12 at Md (1/30/08), vs. Clemson (2/7/08)

2007-08 GAME-BY-GAME:

Opponent	GP-GS	FG-FGA	3FG-3FGA	FT-FTA	Off-Def	Total	A	TO	Blk	Stl	PF	Min	Pts
Vermont	1-0	0-2	0-0	0-0	0-0	0	0	0	0	0	1	4	0
Howard	2-0	2-6	0-1	0-0	1-1	2	1	0	0	1	2	10	4
at Arizona	3-0	0-0	0-0	0-0	0-0	0	0	0	0	0	0	2	0
Drexel	4-0	0-1	0-0	0-0	0-2	2	0	0	0	0	0	3	0
at Penn	5-0	0-2	0-2	0-0	0-2	2	0	3	0	0	0	10	0
vs. Seton Hall	DNP												
Northwestern	6-0	1-3	0-2	0-0	0-1	1	0	1	0	0	0	8	2
Syracuse	DNP												
Longwood	7-0	0-0	0-0	0-0	0-0	0	0	0	0	0	0	2	0
Hampton	8-0	1-3	0-1	0-0	0-0	0	1	0	0	0	0	5	2
Elon	9-0	1-2	0-1	0-0	0-0	0	0	2	0	0	0	7	2
Hartford	10-0	0-0	0-0	0-2	0-1	1	1	2	0	0	1	3	0
at Xavier	11-0	1-5	1-2	0-0	1-0	1	0	0	0	1	0	10	3
at Duke	12-0	0-0	0-0	0-1	0-0	0	0	1	0	0	0	4	0
Virginia Tech	DNP												
Boston College	DNP												
at Florida State	DNP												
Georgia Tech	13-0	1-5	1-3	0-0	0-1	1	1	0	0	0	0	6	3
at Maryland	14-0	0-1	0-1	1-2	1-3	4	0	0	0	0	1	12	1
at Virginia Tech	15-0	0-2	0-1	0-0	0-0	0	0	0	0	0	1	5	0
Clemson	16-0	0-4	0-1	0-0	1-0	1	0	2	0	0	1	12	0
at Wake Forest	17-0	0-1	0-1	0-0	0-0	0	0	0	0	0	0	4	0
North Carolina	DNP												
at Boston Coll.	DNP												

CAREER STATISTICS

Year	G-GS	Min-Avg.	FG-FGA	Pct.	3FG-3FGA	Pct.	FT-FTA	Pct.	Off-Def.	Reb-Avg.	PF-DQ	Ast	TO	Blk	Stl	Pts-Avg
2007-08	17-0	107-6.3	7-37	.189	2-16	.125	1-5	.200	4-11	15-0.9	7-0	4	11	0	2	17-1.0
ACC	6-0	43-7.2	1-13	.077	1-7	.143	1-3	.333	2-4	6-1.0	3-0	1	3	0	0	4-0.7
CAREER	17-0	107-6.3	7-37	.189	2-16	.125	1-5	.200	4-11	15-0.9	7-0	4	11	0	2	17-1.0
ACC	6-0	43-7.2	1-13	.077	1-7	.143	1-3	.333	2-4	6-1.0	3-0	1	3	0	0	4-0.7



WILL HARRIS

#43

Sophomore • Forward/Guard • 6-6 • 245 • Corona, N.Y. • Brewster Academy

THIS SEASON:

- Had six points and four rebounds at Xavier
- Made a career-high two 3-point field goals and tied a season-high with seven points vs. Elon
- Had four points and tied his career-high with eight rebounds vs. Longwood
- Scored seven points (3-3 FG) vs. Syracuse
- Had four rebounds vs. Northwestern
- Had six points (3-6 FG) along with three rebounds at Penn
- Scored two points and had six rebounds vs. Howard
- Played two minutes in the season opener vs. Vermont

SINGLE GAME BESTS

POINTS

Season: 7 vs. Syracuse (12/5/07), vs. Elon (12/22/07)
 Career: 16 vs. Morgan State (11/19/06)
 ACC: 14 vs. NC State (12/3/06)

REBOUNDS

Season: 8 vs. Longwood (12/7/07)
 Career: 8 on three occasions
 ACC: 6 vs. NC State (12/3/06)

FG MADE

Season: 3 at Penn (11/23/07), vs. Syracuse (12/5/07)
 Career: 7 vs. Morgan State (11/19/06)
 ACC: 5 vs. NC State (12/3/06)

FG ATTEMPTS

Season: 6 at Penn (11/23/07)
 Career: 12 vs. Morgan State (11/19/06)
 ACC: 6 on 4 occasions

3 PT FG MADE

Season: 2 vs. Elon (12/22/07)
 Career: 2 vs. Elon (12/22/07)
 ACC: 1 on 6 occasions

3 PT FG ATTEMPTS

Season: 3 vs. Elon (12/22/07)
 Career: 3 vs. UMES (11/26/06), vs. Elon (12/22/07)
 ACC: 2 vs. NC State (12/3/06), vs. Miami (2/3/07)

FT MADE

Season: 2 on three occasions
 Career: 3 vs. Arizona (11/12/06), vs. NC State (12/3/06)
 ACC: 3 vs. NC State (12/3/06)

FT ATTEMPTS

Season: 3 vs. Longwood (12/7/07)
 Career: 4 on 3 occasions
 ACC: 4 vs. NC State (12/3/06), at Va. Tech (2/10/07)

ASSISTS

Season: 1 on three occasions
 Career: 4 vs. Gonzaga (1/3/07)
 ACC: 1 on three occasions

TURNOVERS

Season: 2 on four occasions
 Career: 5 vs. Morgan State (11/19/06)
 ACC: 3 vs. Maryland (1/16/07)

BLOCKS

Season: --
 Career: 2 vs. Longwood (2/13/07)
 ACC: 1 vs. Georgia Tech (2/24/07)

STEALS

Season: 1 on 3 occasions
 Career: 1 on 9 occasions
 ACC: 1 on 5 occasions

MINUTES


Season: 20 vs. Longwood (12/7/07)
 Career: 26 vs. Puerto Rico-Mayaguez (12/21/06)
 ACC: 22 at Virginia Tech (2/10/07)

2007-08 GAME-BY-GAME:

Opponent	GP-GS	FG-FGA	3FG-3FGA	FT-FTA	Off-Def	Total	A	TO	Blk	Stl	PF	Min	Pts
Vermont	1-0	0-1	0-0	0-0	0-0	0	0	0	0	0	0	2	0
Howard	2-0	1-2	0-0	0-0	1-5	6	0	2	0	0	1	9	2
at Arizona	3-0	0-1	0-0	0-0	0-0	0	0	1	0	0	1	2	0
Drexel	DNP												
at Penn	4-0	3-6	0-1	0-1	1-2	3	1	0	0	1	0	13	6
vs. Seton Hall	5-0	0-1	0-0	2-2	0-1	1	0	0	0	0	0	3	2
Northwestern	6-0	0-3	0-1	0-0	2-2	4	0	1	0	1	1	17	0
Syracuse	7-0	3-3	1-1	0-0	1-1	2	0	1	0	0	1	9	7
Longwood	8-0	1-3	0-0	2-3	5-3	8	0	2	0	1	0	20	4
Hampton	9-0	0-2	0-0	2-2	2-1	3	1	2	0	0	2	9	2
Elon	10-0	2-3	2-3	1-2	0-5	5	0	0	0	0	1	11	7
Hartford	11-0	1-2	0-1	0-1	0-1	1	0	0	0	0	1	10	2
at Xavier	12-0	2-5	1-1	1-2	2-2	4	0	1	0	0	2	16	6
at Duke	13-0	0-0	0-0	0-0	0-0	0	0	0	0	0	1	1	0
Virginia Tech	DNP												
Boston College	DNP												
at Florida State	14-0	0-0	0-0	0-0	0-1	1	0	0	0	0	0	2	0
Georgia Tech	DNP												
at Maryland	15-0	1-3	0-1	1-2	0-0	0	1	2	0	0	1	11	3
at Virginia Tech	DNP												
Clemson	DNP												
at Wake Forest	DNP												
North Carolina	DNP												
at Boston Coll.	DNP												

CAREER STATISTICS

Year	G-GS	Min-Avg.	FG-FGA	Pct.	3FG-3FGA	Pct.	FT-FTA	Pct.	Off-Def.	Reb-Avg.	PF-DQ	Ast	TO	Blk	Stl	Pts-Avg
2006-07	32-3	444-13.9	45-121	.372	9-36	.250	16-24	.667	39-64	103-3.2	48-0	13	31	9	6	115-3.6
ACC	16-0	189-11.8	22-53	.415	5-15	.333	8-13	.615	15-28	43-2.7	25-0	2	16	1	5	57-3.6
2007-08	15-0	135-9.0	14-35	.400	4-9	.444	9-15	.600	14-24	38-2.5	12-0	3	12	0	3	41-2.7
ACC	3-0	14-4.7	1-3	.333	0-1	.000	1-2	.500	0-1	1-0.3	2-0	1	2	0	0	3-1.0
CAREER	47-3	579-12.3	59-156	.378	13-45	.289	25-39	.641	53-88	141-3.0	60-0	16	43	9	9	156-3.3
ACC	19-0	203-10.7	23-56	.411	5-16	.313	9-15	.600	15-29	44-2.3	27-0	3	18	1	5	60-3.2



JEFF JONES

#1

Freshman • Guard • 6-4 • 193 • Chester, Pa. • Monsignor Bonner H.S.

THIS SEASON:

- Started the last three games and the first 13 games this season
- Had four points and a career-high four assists at Boston College
- Had seven points vs. North Carolina
- Had four points and four rebounds at Wake Forest
- Had eight points vs. Hartford
- Scored 10 points and had four rebounds vs. Elon
- Had eight points, five rebounds, and two assists vs. Northwestern
- Scored a career-high 15 points (5-7 3FG) at Arizona
- Had first career double-figure scoring game with 10 points vs. Howard
- Started the season opener vs. Vermont, his collegiate debut, and had eight points and six rebounds
- Had 12 points and six rebounds in a start in the exhibition against Carson-Newman

SINGLE GAME BESTS

POINTS

Season: 15 at Arizona (11/17/07)
 Career: 15 at Arizona (11/17/07)
 ACC: 7 vs. North Carolina (2/12/08)

REBOUNDS

Season: 6 vs. Vermont (11/11/07)
 Career: 6 vs. Vermont (11/11/07)
 ACC: 4 at Wake Forest (2/9/08)

FG MADE

Season: 5 at Arizona (11/17/07)
 Career: 5 at Arizona (11/17/07)
 ACC: 3 vs. North Carolina (2/12/08)

FG ATTEMPTS

Season: 9 vs. Howard (11/14/07)
 Career: 9 vs. Howard (11/14/07)
 ACC: 7 at Boston College (2/17/08)

3 PT FG MADE

Season: 5 at Arizona (11/17/07)
 Career: 5 at Arizona (11/17/07)
 ACC: 1 at WF (2/9/08), vs. UNC (2/12/08)

3 PT FG ATTEMPTS

Season: 7 at Arizona (11/17/07)
 Career: 7 at Arizona (11/17/07)
 ACC: 3 vs. North Carolina (2/12/08)

FT MADE

Season: 4 vs. N'western (11/27/07), vs. Hartford (12/30/07)
 Career: 4 vs. N'western (11/27/07), vs. Hartford (12/30/07)
 ACC: 2 vs. VT (1/16/08), at BC (2/17/08)

FT ATTEMPTS

Season: 5 vs. N'western (11/27/07), vs. Hartford (12/30/07)
 Career: 5 vs. N'western (11/27/07), vs. Hartford (12/30/07)
 ACC: 2 on four occasions

ASSISTS

Season: 4 at Boston College (2/17/08)
 Career: 4 at Boston College (2/17/08)
 ACC: 4 at Boston College (2/17/08)

TURNOVERS

Season: 4 vs. Longwood (12/7/07)
 Career: 4 vs. Longwood (12/7/07)
 ACC: 3 at Duke (1/13/08)

BLOCKS

Season: 1 on four occasions
 Career: 1 on four occasions
 ACC: 1 at Boston College (2/17/08)

STEALS

Season: 3 vs. Howard (11/14/07)
 Career: 3 vs. Howard (11/14/07)
 ACC: 1 on three occasions

MINUTES


Season: 23 vs. Vermont (11/11/07), vs. Hartford (12/30/07)
 Career: 23 vs. Vermont (11/11/07), vs. Hartford (12/30/07)
 ACC: 21 at Boston College (2/17/08)

2007-08 GAME-BY-GAME:

Opponent	GP-GS	FG-FGA	3FG-3FGA	FT-FTA	Off-Def	Total	A	TO	Blk	Stl	PF	Min	Pts
Vermont	1-1	3-4	0-0	2-3	1-5	6	1	0	1	0	0	23	8
Howard	2-2	4-9	0-2	2-4	2-1	3	2	2	1	3	1	21	10
at Arizona	3-3	5-8	5-7	0-0	0-1	1	0	3	0	0	3	21	15
Drexel	4-4	1-3	0-0	0-0	0-2	2	0	2	1	0	0	9	2
at Penn	5-5	0-1	0-1	2-4	0-0	0	1	1	0	0	4	9	2
vs. Seton Hall	6-6	2-7	0-1	0-0	1-1	2	0	2	0	0	2	18	4
Northwestern	7-7	2-8	0-2	4-5	0-5	5	2	0	0	0	2	21	8
Syracuse	8-8	2-4	0-1	0-0	1-0	1	1	2	0	1	2	12	4
Longwood	9-9	0-5	0-2	0-0	0-3	3	0	4	0	1	3	18	0
Hampton	10-10	2-7	0-2	2-2	1-1	2	2	1	0	0	1	14	6
Elon	11-11	4-8	0-2	2-2	0-4	4	0	1	0	0	0	22	10
Hartford	12-12	2-3	0-0	4-5	0-1	1	0	2	0	0	1	23	8
at Xavier	13-13	1-1	0-0	0-0	0-1	1	0	1	0	0	1	6	2
at Duke	14-13	0-0	0-0	0-0	0-1	1	0	3	0	0	0	4	0
Virginia Tech	15-13	0-2	0-0	2-2	1-0	1	0	0	0	0	0	11	2
Boston College	16-13	1-4	0-1	0-0	1-0	1	0	1	0	0	0	12	2
at Florida State	17-13	0-3	0-2	0-0	0-0	0	0	1	0	1	4	10	0
Georgia Tech	18-13	0-0	0-0	0-0	0-0	0	1	1	0	0	3	4	0
at Maryland	19-13	0-0	0-0	0-0	0-1	1	1	1	0	0	0	3	0
at Virginia Tech	20-13	0-2	0-0	1-1	0-1	1	0	2	0	1	3	14	0
Clemson	21-13	0-1	0-1	1-2	0-0	0	0	0	0	0	0	8	1
at Wake Forest	22-14	1-6	1-2	1-2	0-4	4	0	2	0	0	1	17	4
North Carolina	23-15	3-6	1-3	0-0	0-2	2	0	0	0	1	1	19	7
at Boston Coll.	24-16	1-7	0-1	2-2	1-1	2	4	1	1	0	2	21	4

CAREER STATISTICS

Year	G-GS	Min-Avg.	FG-FGA	Pct.	3FG-3FGA	Pct.	FT-FTA	Pct.	Off-Def.	Reb-Avg.	PF-DQ	Ast	TO	Blk	Stl	Pts-Avg
2007-08	24-16	340-14.2	34-99	.343	7-30	.233	24-34	.706	9-35	44-1.8	34-0	15	33	4	8	99-4.1
ACC	11-3	123-11.2	6-31	.194	2-10	.200	6-9	.667	3-10	13-1.2	14-0	6	12	1	3	20-1.8
CAREER	24-16	340-14.2	34-99	.343	7-30	.233	24-34	.706	9-35	44-1.8	34-0	15	33	4	8	99-4.1
ACC	11-3	123-11.2	6-31	.194	2-10	.200	6-9	.667	3-10	13-1.2	14-0	6	12	1	3	20-1.8



JEROME MEYINSSE

#55

Sophomore • Forward/Center • 6-8 • 245 • Baton Rouge, La. • McKinley H.S.

THIS SEASON:

- Has played off the bench in 14 of the last 16 games
- Had two points and one rebound vs. Clemson
- Had four points (ACC career high) and three rebounds at Florida State
- Had two points and three rebounds vs. Boston College
- Had three points, seven rebounds, and his first block of the season vs. Hartford
- Had a career-high 12 points with 5-5 FG shooting vs. Elon
- Scored nine points and grabbed a career-high nine rebounds vs. Hampton
- Had three rebounds vs. Longwood
- Scored two points vs. Howard and Northwestern
- Had four points and two rebounds in the season opener vs. Vermont
- Had seven points and seven rebounds in 14 minutes of action in the exhibition against Carson-Newman

SINGLE GAME BESTS

POINTS

Season: 12 vs. Elon (12/22/07)
 Career: 12 vs. Elon (12/22/07)
 ACC: 4 at Florida State (1/23/08)

REBOUNDS

Season: 9 vs. Hampton (12/19/07)
 Career: 9 vs. Hampton (12/19/07)
 ACC: 3 vs. BC (1/19/08), at FSU (1/23/08)

FG MADE

Season: 5 vs. Elon (12/22/07)
 Career: 5 vs. Elon (12/22/07)
 ACC: 2 at Florida State (1/23/08)

FG ATTEMPTS

Season: 7 vs. Hampton (12/19/07)
 Career: 7 vs. Hampton (12/19/07)
 ACC: 3 vs. Clemson (2/7/08)

3 PT FG MADE

Season: --
 Career: --
 ACC: --

3 PT FG ATTEMPTS

Season: --
 Career: --
 ACC: --

FT MADE

Season: 2 vs. Elon (12/22/07)
 Career: 5 vs. UMES (11/26/06)
 ACC: --

FT ATTEMPTS

Season: 4 vs. Elon (12/22/07)
 Career: 6 vs. UMES (11/26/06)
 ACC: 2 vs. Boston College (1/19/08)

ASSISTS

Season: 1 vs. Hampton (12/19/07), vs. Elon (12/22/07)
 Career: 1 on three occasions
 ACC: --

TURNOVERS

Season: 2 vs. Vermont (11/11/07), at Penn (11/23/07)
 Career: 2 on three occasions
 ACC: --

BLOCKS

Season: 1 vs. Hartford (12/30/07)
 Career: 1 on three occasions
 ACC: --

STEALS

Season: 1 on three occasions
 Career: 2 vs. PR-Mayaguez (12/21/06)
 ACC: 1 at Florida State (1/23/08)

MINUTES

Season: 22 vs. Hampton (12/19/07)
 Career: 22 vs. Hampton (12/19/07)
 ACC: 14 at Florida State (1/23/08)

2007-08 GAME-BY-GAME:

Opponent	GP-GS	FG-FGA	3FG-3FGA	FT-FTA	Off-Def	Total	A	TO	Blk	Stl	PF	Min	Pts
Vermont	1-0	2-2	0-0	0-0	1-1	2	0	2	0	0	2	10	4
Howard	2-0	1-1	0-0	0-0	1-0	1	0	0	0	0	0	5	2
at Arizona	DNP												
Drexel	3-0	0-0	0-0	0-0	0-1	1	0	0	0	0	0	2	0
at Penn	4-0	0-0	0-0	0-0	1-0	1	0	2	0	1	2	4	0
vs. Seton Hall	DNP												
Northwestern	5-0	1-1	0-0	0-0	0-1	1	0	0	0	0	0	6	2
Syracuse	DNP												
Longwood	6-0	0-0	0-0	0-0	2-1	3	0	1	0	0	0	6	0
Hampton	7-0	4-7	0-0	1-3	3-6	9	1	1	0	0	4	22	9
Elon	8-0	5-5	0-0	2-4	1-1	2	1	0	0	1	4	21	12
Hartford	9-0	1-3	0-0	1-1	2-5	7	0	0	1	0	2	14	3
at Xavier	10-0	0-0	0-0	0-0	0-0	0	0	1	0	0	0	7	0
at Duke	11-0	0-0	0-0	0-0	0-1	1	0	0	0	0	1	5	0
Virginia Tech	12-0	0-0	0-0	0-0	1-0	1	0	0	0	0	2	4	0
Boston College	13-0	1-2	0-0	0-2	0-3	3	0	0	0	0	1	8	2
at Florida State	14-0	2-2	0-0	0-0	1-2	3	0	0	0	1	4	14	4
Georgia Tech	15-0	0-0	0-0	0-0	0-1	1	0	0	0	0	0	5	0
at Maryland	16-0	1-1	0-0	0-0	0-0	0	0	0	0	0	4	9	2
at Virginia Tech	17-0	0-0	0-0	0-0	0-0	0	0	0	0	0	3	2	0
Clemson	18-0	1-3	0-0	0-0	0-1	1	0	0	0	0	1	8	2
at Wake Forest	19-0	1-2	0-0	0-0	2-0	2	0	0	0	0	0	4	2
North Carolina	DNP												
at Boston Coll.	DNP												

CAREER STATISTICS

Year	G-GS	Min-Avg.	FG-FGA	Pct.	3FG-3FGA	Pct.	FT-FTA	Pct.	Off-Def.	Reb-Avg.	PF-DQ	Ast	TO	Blk	Stl	Pts-Avg
2006-07	15-0	100-6.7	4-11	.364	0-0	.000	9-13	.692	3-17	20-1.3	15-0	1	4	2	2	17-1.1
ACC	4-0	8-2.0	0-1	.000	0-0	.000	0-0	.000	0-0	0-0.0	3-0	0	0	0	0	0-0.0
2007-08	19-0	156-8.2	20-29	.690	0-0	.000	4-10	.400	15-24	39-2.1	30-0	2	7	1	3	44-2.3
ACC	9-0	59-6.6	6-10	.600	0-0	.000	0-2	.000	4-8	12-1.3	16-0	0	0	0	1	12-1.3
CAREER	34-0	256-7.5	24-40	.600	0-0	.000	13-23	.565	18-41	59-1.7	45-0	3	11	3	5	61-1.8
ACC	13-0	67-5.2	6-11	.545	0-0	.000	0-2	.000	4-8	12-0.9	19-0	0	0	0	1	12-0.9



LAURYNAS MIKALAUŠKAS

#11

Junior • Forward • 6-8 • 246 • Palanga, Lithuania • Blue Ridge School

THIS SEASON:

- Had a season-high and ACC career-high 13 points (6-7 FG) at Boston College
- Had four points vs. North Carolina in his first game after missing 13 games due to injury
- Has made 8-9 field goal attempts (88.9 percent) in the last two games
- Made first start of the season vs. Longwood and had four points
- Had seven points and tied his season high with six rebounds vs. Northwestern
- Scored eight points at Penn
- Had six points and a season-high six rebounds at Arizona
- Scored five points vs. Howard
- Had eight points and four rebounds in the season opener vs. Vermont

SINGLE GAME BESTS

POINTS

Season: 13 at Boston College (2/17/08)
 Career: 14 vs. Liberty (11/18/05)
 ACC: 13 at Boston College (2/17/08)

REBOUNDS

Season: 6 at Arizona (11/17/07), vs. Northwestern (11/27/07)
 Career: 12 vs. Virginia Tech (3/9/06)
 ACC: 12 vs. Virginia Tech (3/9/06)

FG MADE

Season: 6 at Boston College (2/17/08)
 Career: 6 vs. Liberty (11/18/05), at BC (2/17/08)
 ACC: 6 at Boston College (2/17/08)

FG ATTEMPTS

Season: 7 at Boston College (2/17/08)
 Career: 11 vs. Loyola (12/23/05)
 ACC: 9 vs. North Carolina (1/19/06)

3 PT FG MADE

Season: --
 Career: --
 ACC: --

3 PT FG ATTEMPTS

Season: --
 Career: 1 vs. Appalachian State (12/19/06)
 ACC: --

FT MADE

Season: 4 vs. Vermont (11/11/07)
 Career: 5 vs. Virginia Tech (3/9/06)
 ACC: 5 vs. Virginia Tech (3/9/06)

FT ATTEMPTS

Season: 6 vs. Vermont (11/11/07)
 Career: 8 vs. Virginia Tech (3/9/06), vs. Morgan St. (11/19/06)
 ACC: 8 vs. Virginia Tech (3/9/06)

ASSISTS

Season: 1 on three occasions
 Career: 3 vs. Miami (2/3/07)
 ACC: 3 vs. Miami (2/3/07)

TURNOVERS

Season: 2 at Boston College (2/17/08)
 Career: 4 vs. Liberty (11/18/05), vs. Hartford (12/31/05)
 ACC: 2 on eight occasions

BLOCKS

Season: 1 at Penn (11/23/07), at BC (2/17/08)
 Career: 2 on three occasions
 ACC: 2 vs. Boston College (2/21/06)

STEALS

Season: 1 at Arizona (11/17/07), vs. Drexel (11/20/07)
 Career: 1 on 14 occasions
 ACC: 1 on 5 occasions

MINUTES

Season: 23 at Arizona (11/17/07)
 Career: 34 at UNC (3/1/06), at Stanford (3/14/06)
 ACC: 34 at North Carolina (3/1/06)

2007-08 GAME-BY GAME:

Opponent	GP-GS	FG-FGA	3FG-3FGA	FT-FTA	Off-Def	Total	A	TO	Blk	Stl	PF	Min	Pts
Vermont	1-0	2-2	0-0	4-6	2-2	4	0	1	0	0	2	19	8
Howard	2-0	2-3	0-0	1-4	1-0	1	0	0	0	0	3	14	5
at Arizona	3-0	3-4	0-0	0-0	1-5	6	0	0	0	1	1	23	6
Drexel	4-0	0-2	0-0	1-2	1-0	1	1	0	0	1	1	16	1
at Penn	5-0	3-6	0-0	2-3	2-0	2	1	0	1	0	1	12	8
vs. Seton Hall	6-0	1-1	0-0	1-2	2-1	3	1	0	0	0	4	14	3
Northwestern	7-0	2-2	0-0	3-4	2-4	6	0	0	0	0	2	12	7
Syracuse	8-0	1-3	0-0	1-1	0-1	1	0	0	0	0	1	21	3
Longwood	9-1	2-2	0-0	0-0	0-2	2	0	0	0	0	4	10	4
Hampton	DNP												
Elon	DNP												
Hartford	DNP												
at Xavier	DNP												
at Duke	DNP												
Virginia Tech	DNP												
Boston College	DNP												
at Florida State	DNP												
Georgia Tech	DNP												
at Maryland	DNP												
at Virginia Tech	DNP												
Clemson	DNP												
at Wake Forest	DNP												
North Carolina	10-1	2-2	0-0	0-0	1-0	1	0	0	0	0	1	13	4
at Boston Coll.	11-1	6-7	0-0	1-3	1-3	4	0	2	1	0	5	18	13

CAREER STATISTICS

Year	G-GS	Min-Avg.	FG-FGA	Pct.	3FG-3FGA	Pct.	FT-FTA	Pct.	Off-Def.	Reb-Avg.	PF-DQ	Ast	TO	Blk	Stl	Pts-Avg
2005-06	30-12	709-23.6	79-139	.568	0-0	.000	27-50	.540	66-70	136-4.5	87-3	2	37	9	10	185-6.2
ACC	16-1	372-23.3	39-74	.527	0-0	.000	12-21	.571	35-33	68-4.3	50-2	1	16	4	4	90-5.6
2006-07	30-12	370-12.3	41-74	.554	0-1	.000	30-51	.588	30-30	60-2.0	54-1	13	16	7	2	112-3.7
ACC	14-10	176-12.6	19-35	.543	0-0	.000	8-15	.533	17-14	31-2.2	25-0	7	7	2	1	46-3.3
2007-08	11-1	172-15.6	24-34	.706	0-0	.000	14-25	.560	13-18	31-2.8	25-1	3	3	2	2	62-5.6
ACC	2-0	31-15.5	8-9	.889	0-0	.000	1-3	.333	2-3	5-2.5	6-1	0	2	1	0	17-8.5
CAREER	71-25	1251-17.6	144-247	.583	0-1	.000	71-126	.563	109-118	227-3.2	166-5	18	56	18	14	359-5.1
ACC	32-11	579-18.1	66-118	.559	0-0	.000	21-39	.538	54-50	104-3.3	81-3	8	25	7	5	153-4.8



RYAN PETTINELLA

#34

Senior • Forward/Center • 6-9 • 249 • Webster, N.Y. • McQuaid Jesuit H.S. • Penn

THIS SEASON:

- Started the last three games and the first eight games this season
- Had a double-double with a season-high 12 points and a career-high 11 rebounds at Wake Forest
- Has had two double-doubles in his Virginia career
- Had four points and eight rebounds in a career-high 26 minutes vs. BC (1/19)
- Had six points and two rebounds vs. Virginia Tech (1/16)
- Had nine points (4-5 FG) at Duke
- Did not play vs. Longwood, Hampton and Elon due to injury
- Had six points (3-3 FG) at Penn, his former school
- Had four rebounds at Arizona and vs. Drexel
- Scored five points and grabbed five rebounds (all offensive) vs. Howard
- Had four points, five rebounds, and a career-high two assists vs. Vermont
- Had four points and five rebounds in the exhibition against Carson-Newman

2007-08 GAME-BY-GAME:

Opponent	GP-GS	FG-FGA	3FG-3FGA	FT-FTA	Off-Def	Total	A	TO	Blk	Stl	PF	Min	Pts
Vermont	1-1	2-3	0-0	0-2	2-3	5	2	1	0	0	3	9	4
Howard	2-2	2-3	0-0	1-2	5-0	5	0	1	1	0	1	21	5
at Arizona	3-3	0-1	0-0	0-2	1-3	4	0	0	0	1	4	17	0
Drexel	4-4	0-2	0-0	0-0	3-1	4	0	0	0	0	3	8	0
at Penn	5-5	3-3	0-0	0-2	1-1	2	0	2	1	0	4	11	6
vs. Seton Hall	6-6	0-1	0-0	0-2	2-0	2	0	0	0	0	2	11	0
Northwestern	7-7	0-0	0-0	0-0	1-1	2	0	2	0	0	0	10	0
Syracuse	8-8	0-0	0-0	0-0	1-0	1	0	0	0	0	0	3	0
Longwood	DNP												
Hampton	DNP												
Elon	DNP												
Hartford	9-8	0-0	0-0	0-0	0-0	0	0	0	0	0	2	2	0
at Xavier	10-8	0-0	0-0	0-0	0-0	0	0	0	0	1	1	3	0
at Duke	11-8	4-5	0-0	1-4	1-1	2	0	0	0	0	4	18	9
Virginia Tech	12-8	2-2	0-0	2-2	1-1	2	0	2	0	0	4	20	6
Boston College	13-8	2-5	0-0	0-0	1-7	8	0	0	0	0	4	26	4
at Florida State	14-8	1-1	0-0	0-0	1-2	3	0	2	0	0	4	12	2
Georgia Tech	15-8	0-0	0-0	1-2	0-2	2	0	1	0	0	3	21	1
at Maryland	16-8	1-1	0-0	0-0	0-0	0	0	1	0	0	5	18	2
at Virginia Tech	17-8	2-3	0-0	0-0	0-1	1	0	1	0	0	5	15	4
Clemson	18-8	0-0	0-0	0-0	0-1	1	0	2	0	0	4	15	0
at Wake Forest	19-9	6-7	0-0	0-5	6-5	11	0	1	0	0	4	24	12
North Carolina	20-10	0-4	0-0	0-0	5-1	6	1	0	0	0	3	22	0
at Boston Coll.	21-11	0-0	0-0	0-0	1-1	2	0	1	0	0	0	9	0

SINGLE GAME BESTS (at Virginia)

POINTS

Season: 12 at Wake Forest (2/9/08)
 Career: 14 vs. Hampton (12/16/06)
 ACC: 12 at Wake Forest (2/9/08)

REBOUNDS

Season: 11 at Wake Forest (2/9/08)
 Career: 11 at Wake Forest (2/9/08)
 ACC: 11 at Wake Forest (2/9/08)

FG MADE

Season: 6 at Wake Forest (2/9/08)
 Career: 6 vs. Hampton (12/16/06), at WF (2/9/08)
 ACC: 6 at Wake Forest (2/9/08)

FG ATTEMPTS

Season: 7 at Wake Forest (2/9/08)
 Career: 7 at Wake Forest (2/9/08)
 ACC: 7 at Wake Forest (2/9/08)

3 PT FG MADE

Season: --
 Career: --
 ACC: --

3 PT FG ATTEMPTS

Season: --
 Career: --
 ACC: --

FT MADE

Season: 2 vs. Virginia Tech (1/16/08)
 Career: 2 on three occasions
 ACC: 2 vs. Virginia Tech (1/16/08)

FT ATTEMPTS

Season: 5 at Wake Forest (2/9/08)
 Career: 6 vs. Hampton (12/16/06)
 ACC: 5 at Wake Forest (2/9/08)

ASSISTS

Season: 2 vs. Vermont (11/11/07)
 Career: 2 vs. Vermont (11/11/07)
 ACC: 1 vs. GT (2/24/07), vs. UNC (2/12/08)

TURNOVERS

Season: 2 on five occasions
 Career: 2 on five occasions
 ACC: 2 on three occasions

BLOCKS

Season: 1 vs. Howard (11/14/07), at Penn (11/23/07)
 Career: 1 on four occasions
 ACC: 1 at Wake Forest (3/3/07)

STEALS


Season: 1 at Arizona (11/17/07), at Xavier (1/3/08)
 Career: 1 on four occasions
 ACC: 1 vs. NC State (12/3/06)

MINUTES

Season: 26 vs. Boston College (1/19/08)
 Career: 26 vs. Boston College (1/19/08)
 ACC: 26 vs. Boston College (1/19/08)

CAREER STATISTICS (at Virginia)

Year	G-GS	Min-Avg.	FG-FGA	Pct.	3FG-3FGA	Pct.	FT-FTA	Pct.	Off-Def.	Reb-Avg.	PF-DQ	Ast	TO	Blk	Stl	Pts-Avg
2006-07	23-7	229-10.0	28-40	.700	0-0	.000	9-37	.243	30-28	58-2.5	47-0	1	7	2	2	65-2.8
ACC	10-0	82-8.2	6-7	.857	0-0	.000	3-11	.273	7-7	14-1.4	18-0	1	2	1	1	15-1.5
2007-08	21-11	295-14.0	25-41	.610	0-0	.000	5-23	.217	32-31	63-3.0	60-2	3	17	2	2	55-2.6
ACC	11-3	200-18.2	18-28	.643	0-0	.000	4-13	.308	16-22	38-3.5	40-2	1	11	0	0	40-3.6
CAREER	44-18	524-11.9	53-81	.654	0-0	.000	14-60	.233	62-59	121-2.8	107-2	4	24	4	4	120-2.7
ACC	21-3	282-13.4	24-35	.686	0-0	.000	7-24	.292	23-29	52-2.5	58-2	2	13	1	1	55-2.6



MIKE SCOTT

#32

Freshman • Forward • 6-8 • 233 • Chesapeake, Va. • Hargrave Military Academy

THIS SEASON:

- Has started 13 games this season
- Has two double-doubles this season and has had double figure rebounds in four games
- Had a double-double with 11 points and 12 rebounds in a career-high 29 mins. at BC
- Had nine points at Virginia Tech
- Had six points and 12 rebounds at Maryland
- Had nine points and nine rebounds vs. Georgia Tech
- Had 10 points, six rebounds, and two blocks at Xavier
- Had six points and a game-high nine rebounds vs. Elon
- Scored a career-high 15 points and had six rebounds vs. Hampton, his first career start
- Had nine points and a game-high 11 rebounds vs. Longwood
- Had four points and six rebounds vs. Syracuse
- Had eight points and four rebounds vs. Northwestern
- Recorded his first career double-double with 10 point, 13 rebound performance at Penn
- His 13 rebounds at Penn were the most by a Cavalier freshman since Travis Watson had 15 rebounds vs. NC State (1/12/2000)
- Had five points (5-6 FT) and five rebounds vs. Drexel

2007-08 GAME-BY GAME:

Opponent	GP-GS	FG-FGA	3FG-3FGA	FT-FTA	Off-Def	Total	A	TO	Blk	Stl	PF	Min	Pts
Vermont	1-0	0-1	0-0	2-2	1-0	1	0	0	0	0	0	2	2
Howard	2-0	3-4	1-1	0-1	2-4	6	1	0	0	2	0	14	7
at Arizona	DNP												
Drexel	3-0	0-2	0-0	5-6	3-2	5	0	0	0	1	2	13	5
at Penn	4-0	3-5	0-1	4-4	4-9	13	1	0	0	3	3	19	10
vs. Seton Hall	5-0	0-1	0-0	1-2	2-2	4	0	0	0	0	2	15	1
Northwestern	6-0	3-5	0-0	2-2	3-1	4	0	0	0	1	1	13	8
Syracuse	7-0	1-3	0-0	2-2	3-3	6	0	0	1	0	0	15	4
Longwood	8-0	3-5	0-0	3-4	1-10	11	1	1	0	1	3	24	9
Hampton	9-1	6-8	0-0	3-3	4-2	6	0	0	0	0	3	20	15
Elon	10-2	2-8	0-0	2-2	5-4	9	0	1	1	0	0	17	6
Hartford	11-3	2-2	0-0	1-3	1-3	4	1	2	0	2	4	20	5
at Xavier	12-4	3-6	0-0	4-5	3-3	6	0	1	2	0	3	24	10
at Duke	13-5	1-4	0-0	0-0	2-1	3	0	3	1	1	3	9	2
Virginia Tech	14-6	1-6	0-0	1-2	0-5	5	0	1	0	0	4	21	3
Boston College	15-7	0-2	0-0	2-2	2-1	3	0	0	0	0	2	6	2
at Florida State	16-8	2-6	0-0	1-2	1-2	3	0	0	0	1	1	15	5
Georgia Tech	17-9	3-6	0-0	3-4	5-4	9	0	0	0	0	5	20	9
at Maryland	18-10	3-6	0-0	0-0	4-8	12	1	2	0	0	2	24	6
at Virginia Tech	19-11	2-5	0-0	5-7	2-1	3	0	3	0	1	3	28	9
Clemson	20-12	0-2	0-0	1-2	2-5	7	1	2	1	0	2	20	1
at Wake Forest	21-12	0-1	0-0	3-4	2-1	3	0	0	0	0	4	12	3
North Carolina	22-12	2-4	0-0	0-0	1-0	1	0	0	0	2	1	14	4
at Boston Coll.	23-13	5-11	1-2	0-2	2-10	12	1	1	0	2	2	29	11

SINGLE GAME BESTS

POINTS

Season: 15 vs. Hampton (12/19/07)
 Career: 15 vs. Hampton (12/19/07)
 ACC: 11 at Boston College (2/17/08)

REBOUNDS

Season: 13 at Penn (11/23/07)
 Career: 13 at Penn (11/23/07)
 ACC: 12 at Md (1/30/08), at BC (2/17/08)

FG MADE

Season: 6 vs. Hampton (12/19/07)
 Career: 6 vs. Hampton (12/19/07)
 ACC: 5 at Boston College (2/17/08)

FG ATTEMPTS

Season: 11 at Boston College (2/17/08)
 Career: 11 at Boston College (2/17/08)
 ACC: 11 at Boston College (2/17/08)

3 PT FG MADE

Season: 1 vs. Howard (11/14/07), at BC (2/17/08)
 Career: 1 vs. Howard (11/14/07), at BC (2/17/08)
 ACC: 1 at Boston College (2/17/08)

3 PT FG ATTEMPTS

Season: 2 at Boston College (2/17/08)
 Career: 2 at Boston College (2/17/08)
 ACC: 2 at Boston College (2/17/08)

FT MADE

Season: 5 vs. Drexel (11/20/07), at VT (2/2/08)
 Career: 5 vs. Drexel (11/20/07), at VT (2/2/08)
 ACC: 5 at Virginia Tech (2/2/08)

FT ATTEMPTS

Season: 7 at Virginia Tech (2/2/08)
 Career: 7 at Virginia Tech (2/2/08)
 ACC: 7 at Virginia Tech (2/2/08)

ASSISTS

Season: 1 on seven occasions
 Career: 1 on seven occasions
 ACC: 1 on three occasions

TURNOVERS

Season: 3 at Duke (1/13/08), at VT (2/2/08)
 Career: 3 at Duke (1/13/08), at VT (2/2/08)
 ACC: 3 at Duke (1/13/08), at VT (2/2/08)

BLOCKS

Season: 2 at Xavier (1/3/08)
 Career: 2 at Xavier (1/3/08)
 ACC: 1 at Duke (1/13/08), vs. Clemson (2/7/08)

STEALS


Season: 3 at Penn (11/23/07)
 Career: 3 at Penn (11/23/07)
 ACC: 2 vs. UNC (2/12/08), at BC (2/17/08)

MINUTES

Season: 29 at Boston College (2/17/08)
 Career: 29 at Boston College (2/17/08)
 ACC: 29 at Boston College (2/17/08)

CAREER STATISTICS

Year	G-GS	Min-Avg.	FG-FGA	Pct.	3FG-3FGA	Pct.	FT-FTA	Pct.	Off-Def.	Reb-Avg.	PF-DQ	Ast	TO	Blk	Stl	Pts-Avg
2007-08	23-13	394-17.1	45-103	.437	2-4	.500	45-61	.738	55-81	136-5.9	50-1	7	17	6	17	137-6.0
ACC	11-9	198-18.0	19-53	.358	1-2	.500	16-25	.640	23-38	61-5.5	29-1	3	12	2	7	55-5.0
CAREER	23-13	394-17.1	45-103	.437	2-4	.500	45-61	.738	55-81	136-5.9	50-1	7	17	6	17	137-6.0
ACC	11-9	198-18.0	19-53	.358	1-2	.500	16-25	.640	23-38	61-5.5	29-1	3	12	2	7	55-5.0



WILL SHERRILL

#22

Freshman • Forward • 6-9 • 215 • New York, N.Y. • Phillips Academy Andover

THIS SEASON:

- Had two rebounds at Xavier
- Had his first career rebound and assist vs. Elon
- Has made every field goal attempt (3-3) this season
- Had a career-high three points vs. Longwood, making his first career 3-point attempt
- Had first career steal vs. Northwestern
- Scored two points at Penn
- Made collegiate debut vs. Howard and scored two points
- Played two minutes in the exhibition against Carson-Newman

SINGLE GAME BESTS

POINTS

Season: 3 vs. Longwood (12/7/07)
 Career: 3 vs. Longwood (12/7/07)
 ACC: --

REBOUNDS

Season: 2 at Xavier (1/3/08)
 Career: 2 at Xavier (1/3/08)
 ACC: --

FG MADE

Season: 1 on three occasions
 Career: 1 on three occasions
 ACC: --

FG ATTEMPTS

Season: 1 on three occasions
 Career: 1 on three occasions
 ACC: --

3 PT FG MADE

Season: 1 vs. Longwood (12/7/07)
 Career: 1 vs. Longwood (12/7/07)
 ACC: --

3 PT FG ATTEMPTS

Season: 1 vs. Longwood (12/7/07)
 Career: 1 vs. Longwood (12/7/07)
 ACC: --

FT MADE

Season: --
 Career: --
 ACC: --

FT ATTEMPTS

Season: --
 Career: --
 ACC: --

ASSISTS

Season: 1 vs. Elon (12/22/07)
 Career: 1 vs. Elon (12/22/07)
 ACC: --

TURNOVERS

Season: --
 Career: --
 ACC: --

BLOCKS

Season: --
 Career: --
 ACC: --

STEALS

Season: 1 vs. Northwestern (11/27/07)
 Career: 1 vs. Northwestern (11/27/07)
 ACC: --

MINUTES

Season: 3 at Xavier (1/3/08)
 Career: 3 at Xavier (1/3/08)
 ACC: 1 vs. Clemson (2/7/08)

2007-08 GAME-BY-GAME:

Opponent	GP-GS	FG-FGA	3FG-3FGA	FT-FTA	Off-Def	Total	A	TO	Blk	Stl	PF	Min	Pts
Vermont	DNP												
Howard	1-0	1-1	0-0	0-0	0-0	0	0	0	0	0	0	2	2
at Arizona	DNP												
Drexel	DNP												
at Penn	2-0	1-1	0-0	0-0	0-0	0	0	0	0	0	0	1	2
vs. Seton Hall	DNP												
Northwestern	3-0	0-0	0-0	0-0	0-0	0	0	0	0	1	0	2	0
Syracuse	DNP												
Longwood	4-0	1-1	1-1	0-0	0-0	0	0	0	0	0	0	1	3
Hampton	DNP												
Elon	5-0	0-0	0-0	0-0	0-1	1	1	0	0	0	1	2	0
Hartford	DNP												
at Xavier	6-0	0-0	0-0	0-0	1-1	2	0	0	0	0	2	3	0
at Duke	DNP												
Virginia Tech	DNP												
Boston College	DNP												
at Florida State	DNP												
Georgia Tech	DNP												
at Maryland	DNP												
at Virginia Tech	DNP												
Clemson	7-0	0-0	0-0	0-0	0-0	0	0	0	0	0	0	1	0
at Wake Forest	DNP												
North Carolina	DNP												
at Boston Coll.	DNP												

CAREER STATISTICS

Year	G-GS	Min-Avg.	FG-FGA	Pct.	3FG-3FGA	Pct.	FT-FTA	Pct.	Off-Def.	Reb-Avg.	PF-DQ	Ast	TO	Blk	Stl	Pts-Avg
2007-08	7-0	12-1.7	3-3	1.000	1-1	1.000	0-0	.000	1-2	3-0.4	3-0	1	0	0	1	7-1.0
ACC	1-0	1-1.0	0-0	.000	0-0	.000	0-0	.000	0-0	0-0.0	0-0	0	0	0	0	0-0.0
CAREER	7-0	12-1.7	3-3	1.000	1-1	1.000	0-0	.000	1-2	3-0.4	3-0	1	0	0	1	7-1.0
ACC	1-0	1-1.0	0-0	.000	0-0	.000	0-0	.000	0-0	0-0.0	0-0	0	0	0	0	0-0.0



TUNJI SOROYE

#21

Senior • Center • 6-11 • 252 • Dugbe Ibadan, Nigeria • Montrose Christian School

THIS SEASON:

- Missed the last 11 games due to injury
- Made season debut vs. Hartford
- Had arthroscopic surgery on Nov. 8 to correct cartilage damage in his left knee and missed the first 11 games of the season
- Had six points, four rebounds, and four blocks in the exhibition against Carson-Newman

SINGLE GAME BESTS

POINTS

Season: 1 vs. Hartford (12/30/07)
 Career: 12 vs. Fordham (12/7/05)
 ACC: 6 on three occasions

REBOUNDS

Season: 2 vs. Hartford (12/30/07)
 Career: 11 vs. Maryland (2/6/07)
 ACC: 11 vs. Maryland (2/6/07)

FG MADE

Season: --
 Career: 4 vs. Fordham (12/7/05), vs. Albany (3/16/07)
 ACC: 3 vs. Florida State (1/11/06)

FG ATTEMPTS

Season: 1 at Xavier (1/3/08)
 Career: 8 vs. Albany (3/16/07)
 ACC: 5 vs. Florida State (1/11/06)

3 PT FG MADE

Season: --
 Career: --
 ACC: --

3 PT FG ATTEMPTS

Season: --
 Career: --
 ACC: --

FT MADE

Season: 1 vs. Hartford (12/30/07)
 Career: 4 on three occasions
 ACC: 4 vs. Clemson (1/7/06)

FT ATTEMPTS

Season: 2 vs. Hartford (12/30/07)
 Career: 6 vs. Fordham (12/7/05)
 ACC: 5 vs. Florida State (2/17/07)

ASSISTS

Season: --
 Career: 1 on 13 occasions
 ACC: 1 on eight occasions

TURNOVERS

Season: 2 vs. Hartford (12/30/07)
 Career: 4 at Virginia Tech (1/15/06)
 ACC: 4 at Virginia Tech (1/15/06)

BLOCKS

Season: --
 Career: 5 vs. Duke (3/11/05)
 ACC: 5 vs. Duke (3/11/05)

STEALS

Season: --
 Career: 2 on three occasions
 ACC: 2 vs. UNC (1/19/06), at FSU (2/18/06)

MINUTES


Season: 5 at Xavier (1/3/08)
 Career: 33 vs. Clemson (1/7/06)
 ACC: 33 vs. Clemson (1/7/06)

2007-08 GAME-BY-GAME:

Opponent	GP-GS	FG-FGA	3FG-3FGA	FT-FTA	Off-Def	Total	A	TO	Blk	Stl	PF	Min	Pts
Vermont	DNP												
Howard	DNP												
at Arizona	DNP												
Drexel	DNP												
at Penn	DNP												
vs. Seton Hall	DNP												
Northwestern	DNP												
Syracuse	DNP												
Longwood	DNP												
Hampton	DNP												
Elon	DNP												
Hartford	1-0	0-0	0-0	1-2	1-1	2	0	2	0	0	2	3	1
at Xavier	2-0	0-1	0-0	0-0	1-0	1	0	0	0	0	0	5	0
at Duke	DNP												
Virginia Tech	DNP												
Boston College	DNP												
at Florida State	DNP												
Georgia Tech	DNP												
at Maryland	DNP												
at Virginia Tech	DNP												
Clemson	DNP												
at Wake Forest	DNP												
North Carolina	DNP												
at Boston Coll.	DNP												

CAREER STATISTICS

Year	G-GS	Min-Avg.	FG-FGA	Pct.	3FG-3FGA	Pct.	FT-FTA	Pct.	Off-Def.	Reb-Avg.	PF-DQ	Ast	TO	Blk	Stl	Pts-Avg
2004-05	21-2	120-5.7	4-10	.400	0-0	.000	4-7	.571	7-21	28-1.3	18-0	2	3	15	1	12-0.6
ACC	12-0	72-6.0	4-5	.800	0-0	.000	2-4	.500	4-12	16-1.3	14-0	2	2	8	1	10-0.8
2005-06	30-23	553-18.4	21-51	.412	0-0	.000	13-19	.684	36-70	106-3.5	88-7	4	38	37	10	55-1.8
ACC	16-16	290-18.1	9-26	.346	0-0	.000	6-9	.667	18-33	51-3.2	49-4	2	19	15	6	24-1.5
2006-07	28-11	391-14.0	18-35	.514	0-0	.000	24-39	.615	35-54	89-3.2	46-0	7	20	26	7	60-2.1
ACC	16-6	252-15.8	12-19	.632	0-0	.000	10-23	.435	27-30	57-3.6	29-0	4	10	14	2	34-2.1
2007-08	2-0	8-4.0	0-1	.000	0-0	.000	1-2	.500	2-1	3-1.5	2-0	0	2	0	0	1-0.5
ACC	0-0															
CAREER	81-36	1072-13.2	43-97	.443	0-0	.000	42-67	.627	80-146	226-2.8	154-7	13	63	78	18	128-1.6
ACC	44-22	614-14.0	25-50	.500	0-0	.000	18-36	.500	49-75	124-2.8	92-4	8	31	37	9	68-1.5



SOLOMON TAT

#45

Sophomore • Guard/Forward • 6-5 • 223 • Jos Plateau, Nigeria • Community Christian School

THIS SEASON:

- Had four points vs. Clemson
- Had three points and two rebounds at Maryland
- Had a career-high 12 points (3-4 FG, 6-9 FT) at Xavier
- Made season debut vs. Hartford
- Did not play in the first 11 games of the season due to injury

SINGLE GAME BESTS

POINTS

Season: 12 at Xavier (1/3/08)
 Career: 12 at Xavier (1/3/08)
 ACC: 8 at Virginia Tech (2/10/07)

REBOUNDS

Season: 2 on three occasions
 Career: 6 at Virginia Tech (2/10/07)
 ACC: 6 at Virginia Tech (2/10/07)

FG MADE

Season: 3 at Xavier (1/3/08)
 Career: 3 at Virginia Tech (2/10/07), at Xavier (1/3/08)
 ACC: 3 at Virginia Tech (2/10/07)

FG ATTEMPTS

Season: 4 at Xavier (1/3/08), vs. Clemson (2/7/08)
 Career: 9 at Virginia Tech (2/10/07)
 ACC: 9 at Virginia Tech (2/10/07)

3 PT FG MADE

Season: --
 Career: --
 ACC: --

3 PT FG ATTEMPTS

Season: 1 at Florida State (1/23/08)
 Career: 1 on four occasions
 ACC: 1 at UNC (1/10/07), at FSU (1/23/08)

FT MADE

Season: 6 at Xavier (1/3/08)
 Career: 6 at Xavier (1/3/08)
 ACC: 2 at BC (1/13/07), at Va. Tech (2/10/07)

FT ATTEMPTS

Season: 9 at Xavier (1/3/08)
 Career: 9 at Xavier (1/3/08)
 ACC: 2 on three occasions

ASSISTS

Season: 1 on three occasions
 Career: 5 vs. Gonzaga (1/3/07)
 ACC: 2 at Clemson (1/28/07), at Wake (3/3/07)

TURNOVERS

Season: 2 at Xavier (1/3/08), at Duke (1/13/08)
 Career: 2 on four occasions
 ACC: 2 vs. Maryland (1/16/07), at Duke (1/13/08)

BLOCKS

Season: --
 Career: 1 vs. Longwood (2/13/07)
 ACC: --

STEALS

Season: 1 on three occasions
 Career: 2 vs. Stanford (1/7/07), vs. Md. (1/16/07)
 ACC: 2 vs. Maryland (1/16/07)

MINUTES


Season: 16 at Xavier (1/3/08), at Duke (1/13/08)
 Career: 23 at Virginia Tech (2/10/07)
 ACC: 23 at Virginia Tech (2/10/07)

2007-08 GAME-BY-GAME:

Opponent	GP-GS	FG-FGA	3FG-3FGA	FT-FTA	Off-Def	Total	A	TO	Blk	Stl	PF	Min	Pts
Vermont	DNP												
Howard	DNP												
at Arizona	DNP												
Drexel	DNP												
at Penn	DNP												
vs. Seton Hall	DNP												
Northwestern	DNP												
Syracuse	DNP												
Longwood	DNP												
Hampton	DNP												
Elon	DNP												
Hartford	1-0	0-0	0-0	0-0	0-0	0	1	0	0	0	0	5	0
at Xavier	2-0	3-4	0-0	6-9	2-0	2	1	2	0	0	1	16	12
at Duke	3-0	0-1	0-0	0-0	0-2	2	0	2	0	1	0	16	0
Virginia Tech	4-0	0-0	0-0	0-0	0-0	0	0	0	0	0	0	3	0
Boston College	DNP												
at Florida State	5-0	0-2	0-1	0-0	0-0	0	0	0	0	1	0	4	0
Georgia Tech	6-0	0-0	0-0	0-0	0-0	0	0	0	0	0	0	0+	0
at Maryland	7-0	1-1	0-0	1-2	1-1	2	0	1	0	0	2	7	3
at Virginia Tech	DNP												
Clemson	8-0	2-4	0-0	0-0	0-1	1	1	1	0	1	0	9	4
at Wake Forest	DNP												
North Carolina	DNP												
at Boston Coll.	DNP												

CAREER STATISTICS

Year	G-GS	Min-Avg.	FG-FGA	Pct.	3FG-3FGA	Pct.	FT-FTA	Pct.	Off-Def.	Reb-Avg.	PF-DQ	Ast	TO	Blk	Stl	Pts-Avg
2006-07	20-0	165-8.3	14-40	.350	0-3	.000	12-19	.632	7-25	32-1.6	24-0	13	8	1	8	40-2.0
ACC	13-0	107-8.2	8-25	.320	0-1	.000	5-5	1.000	5-16	21-1.6	17-0	6	4	0	5	21-1.6
2007-08	8-0	60-7.5	6-12	.500	0-1	.000	7-11	.636	3-4	7-0.9	3-0	3	6	0	3	19-2.4
ACC	6-0	39-6.5	3-8	.375	0-1	.000	1-2	.500	1-4	5-0.8	2-0	1	4	0	3	7-1.2
CAREER	28-0	225-8.0	20-52	.385	0-4	.000	19-30	.633	10-29	39-1.4	27-0	16	14	1	11	59-2.1
ACC	19-0	146-7.7	11-33	.333	0-2	.000	6-7	.857	6-20	26-1.4	19-0	7	8	0	8	28-1.5



JAMIL TUCKER

#12

Sophomore • Forward • 6-8 • 241 • Gary, Ind. • West Side H.S.

THIS SEASON:

- Made first career start at Wake Forest and had four points and tied his career high with nine rebounds in a career-high 30 minutes
- Had 10 points and five rebounds at Virginia Tech (2/2)
- Scored a career-high 13 points vs. Georgia Tech
- Had seven rebounds and tied a career high with two assists vs. BC (1/19)
- Tied a career high with two blocks vs. Virginia Tech
- Had nine points and five rebounds at Duke
- Did not play vs. Syracuse due to illness and vs. Hartford due to injury
- Had eight points, six rebounds, and tied a career high with two blocks vs. Hampton
- Had a career-high two assists vs. Northwestern
- Scored eight points (3-4 FG) at Penn
- Had seven points and four rebounds vs. Drexel
- Had 12 points (on a career-high 5 FG) at Arizona
- Had five points and tied a career high with two blocks vs. Vermont
- Had 16 points (6-8 FG) in the exhibition against Carson-Newman

SINGLE GAME BESTS

POINTS

Season: 13 vs. Georgia Tech (1/27/08)
 Career: 13 vs. Georgia Tech (1/27/08)
 ACC: 13 vs. Georgia Tech (1/27/08)

REBOUNDS

Season: 9 at Wake Forest (2/9/08)
 Career: 9 at BC (1/13/07), at WF (2/9/08)
 ACC: 9 at BC (1/13/07), at WF (2/9/08)

FG MADE

Season: 5 at Arizona (11/17/07)
 Career: 5 at Arizona (11/17/07)
 ACC: 4 on three occasions

FG ATTEMPTS

Season: 10 at Wake Forest (2/9/08)
 Career: 10 at Wake Forest (2/9/08)
 ACC: 10 at Wake Forest (2/9/08)

3 PT FG MADE

Season: 3 vs. Georgia Tech (1/27/08)
 Career: 3 on four occasions
 ACC: 3 on three occasions

3 PT FG ATTEMPTS

Season: 7 at Wake Forest (2/9/08)
 Career: 7 at Wake Forest (2/9/08)
 ACC: 7 at Wake Forest (2/9/08)

FT MADE

Season: 5 vs. Hampton (12/19/07)
 Career: 5 vs. Hampton (12/19/07)
 ACC: 3 vs. Maryland (1/16/07)

FT ATTEMPTS

Season: 5 vs. Hampton (12/19/07)
 Career: 5 vs. Hampton (12/19/07)
 ACC: 4 at BC (1/13/07), vs. Md. (1/16/07)

ASSISTS

Season: 2 on three occasions
 Career: 2 on three occasions
 ACC: 2 vs. BC (1/19/08), vs. Clemson (2/7/08)

TURNOVERS

Season: 2 on four occasions
 Career: 3 vs. Wake Forest (1/21/07)
 ACC: 3 vs. Wake Forest (1/21/07)

BLOCKS

Season: 2 on three occasions
 Career: 2 on four occasions
 ACC: 2 vs. Virginia Tech (1/16/08)

STEALS

Season: 1 on three occasions
 Career: 1 on six occasions
 ACC: 1 on three occasions

MINUTES

Season: 30 at Wake Forest (2/9/08)
 Career: 30 at Wake Forest (2/9/08)
 ACC: 30 at Wake Forest (2/9/08)

2007-08 GAME-BY-GAME:

Opponent	GP-GS	FG-FGA	3FG-3FGA	FT-FTA	Off-Def	Total	A	TO	Blk	Stl	PF	Min	Pts
Vermont	1-0	1-4	1-4	2-2	0-2	2	0	0	2	0	1	17	5
Howard	2-0	0-0	0-0	0-0	0-0	0	0	0	0	0	4	3	0
at Arizona	3-0	5-7	2-3	0-0	2-2	4	0	1	0	0	1	21	12
Drexel	4-0	3-4	1-1	0-0	0-4	4	0	2	0	0	1	19	7
at Penn	5-0	3-4	2-3	0-0	0-3	3	0	1	0	0	4	8	8
vs. Seton Hall	6-0	0-4	0-3	0-0	0-0	0	0	0	1	0	0	12	0
Northwestern	7-0	1-2	1-2	0-0	0-1	1	2	0	0	0	2	7	3
Syracuse	DNP												
Longwood	8-0	0-0	0-0	0-0	0-0	0	1	0	0	0	2	8	0
Hampton	9-0	1-3	1-2	5-5	0-6	6	1	2	2	0	4	19	8
Elon	10-0	1-3	0-2	0-0	1-3	4	1	0	0	0	3	13	2
Hartford	DNP												
at Xavier	11-0	1-2	0-1	0-0	0-1	1	0	1	1	1	4	13	2
at Duke	12-0	4-7	1-3	0-0	2-3	5	1	1	1	0	1	18	9
Virginia Tech	13-0	0-1	0-1	0-0	2-1	3	1	1	2	0	2	12	0
Boston College	14-0	1-7	1-5	0-0	1-6	7	2	0	0	1	2	19	3
at Florida State	15-0	0-0	0-0	0-0	0-1	1	0	2	0	0	0	2	0
Georgia Tech	16-0	4-7	3-5	2-3	0-3	3	0	1	0	0	4	21	13
at Maryland	17-0	0-2	0-2	0-0	0-0	0	0	0	0	0	0	3	0
at Virginia Tech	18-0	4-7	2-3	0-0	1-4	5	0	1	0	0	1	17	10
Clemson	19-0	1-2	0-1	1-2	0-0	0	2	0	0	0	0	9	3
at Wake Forest	20-1	2-10	2-7	0-0	2-7	9	1	2	0	1	4	30	6
North Carolina	21-2	2-7	1-5	0-0	1-1	2	0	0	0	0	2	18	5
at Boston Coll.	22-2	1-1	1-1	0-0	0-1	1	1	0	0	0	4	11	3

CAREER STATISTICS

Year	G-GS	Min-Avg.	FG-FGA	Pct.	3FG-3FGA	Pct.	FT-FTA	Pct.	Off-Def.	Reb-Avg.	PF-DQ	Ast	TO	Blk	Stl	Pts-Avg
2006-07	29-0	291-10.0	32-73	.438	21-43	.488	15-27	.556	16-44	60-2.1	39-0	3	19	6	3	100-3.4
ACC	13-0	113-8.7	15-32	.469	11-19	.579	8-13	.615	7-20	27-2.1	20-0	0	9	0	1	49-3.8
2007-08	22-2	300-13.6	35-84	.417	19-54	.352	10-12	.833	12-49	61-2.8	46-0	13	15	9	3	99-4.5
ACC	11-2	160-14.5	19-51	.373	11-33	.333	3-5	.600	9-27	36-3.3	20-0	8	8	3	2	52-4.7
CAREER	51-2	591-11.6	67-157	.427	40-97	.412	25-39	.641	28-93	121-2.4	85-0	16	34	15	6	199-3.9
ACC	24-2	273-11.4	34-83	.410	22-52	.423	11-18	.611	16-47	63-2.6	40-0	8	17	3	3	101-4.2

VIRGINIA'S LEADING PERFORMERS in 2007-08

Opponent	Points	Rebounds	Assists	Score
Vermont	Joseph (19), Singletary (19)	Diane (8)	Singletary (6)	90-72
Howard	Singletary (23)	Baker (8)	Singletary (8)	92-53
Arizona	Singletary (24)	Mikalauskas (6)	Singletary (8)	75-72
Drexel	Singletary (24)	Joseph (11)	Singletary (5)	72-58
Pennsylvania	Joseph (23)	Scott (13)	Baker (5)	100-85
Seton Hall	Singletary (23)	Joseph (16)	Singletary (7)	60-74
Northwestern	Diane (22)	Diane (7)	Singletary (10)	94-52
Syracuse	Joseph (19)	Joseph (13)	Singletary (9)	68-70
Longwood	Singletary (21)	Scott (11)	Singletary (8)	76-57
Hampton	Joseph (19)	Meyinsse (9)	Singletary (4)	79-65
Elon	Singletary (20)	Scott (9)	Singletary (8)	91-61
Hartford	Diane (20)	Joseph (12)	Singletary (4), Baker (4)	78-70
Xavier	Singletary (14)	Scott (6)	Singletary (7)	70-108
Duke	Singletary (18)	Joseph (9)	Singletary (4)	65-87
Virginia Tech	Singletary (34)	Singletary (10)	Baker (3), Singletary (3)	69-70 (ot)
Boston College	Diane (20)	Pettinella (8)	Singletary (10)	84-66
Florida State	Diane (21)	Joseph (8)	Singletary (7)	67-69
Georgia Tech	Baker (16), Diane (16)	Joseph (9), Scott (9)	Singletary (8)	82-92 (ot)
Maryland	Singletary (23)	Scott (12)	Diane (4)	75-85
Virginia Tech	Singletary (26)	Joseph (8)	Baker (4)	65-72 (ot)
Clemson	Joseph (19)	Scott (7)	Singletary (2), Tucker (2)	51-82
Wake Forest	Singletary (21)	Pettinella (11)	Singletary (3)	64-80
North Carolina	Singletary (27)	Diane (7)	Singletary (7)	74-75
Boston College	Diane (20)	Scott (12)	Baker (5)	79-74
Georgia Tech				
NC State				
Miami				
Duke				
Maryland				

Additional team information

Led in scoring: Singletary (14), Diane (6), Joseph (5), Baker (1)

Led in rebounding: Joseph (8), Scott (8), Diane (3), Pettinella (2), Baker (1), Meyinsse (1), Mikalauskas (1),

Singletary (1)

Led in assists: Singletary (20), Baker (5), Diane (1), Tucker (1)

Thirty-point games (1): Singletary (1)

Twenty-point games (17): Singletary (11), Diane (5), Joseph (1)

Double figure scoring (77): Singletary (24), Diane (15), Joseph (13), Baker (11), Scott (4), Jones (3), Tucker (3), Meyinsse (1), Mikalauskas (1), Pettinella (1), Tat (1)

Double figure rebounds (11): Joseph (5), Scott (4), Pettinella (1), Singletary (1)

Double figure assists (2): Singletary (2)

"Double-Doubles" (11): Joseph (5), Singletary (3), Scott (2), Pettinella (1)

Largest halftime lead: 25 vs. Northwestern (Nov. 27) (54-29)

Largest halftime deficit: 31 vs. Xavier (Jan. 3) (61-30)

Largest halftime deficit overcome to gain victory:

Largest halftime lead surrendered in a loss: 10 vs. Georgia Tech (Jan. 27) (48-38)

Largest deficit overcome to gain victory: 10 at Boston College (Feb. 17) (Boston College led 19-9 with 10:46 left in 1st half)

Largest lead surrendered in a loss: 13 vs. Georgia Tech (Jan. 27) (UVa led 48-35 with 1:31 left in first half)

Largest deficit at any time: 43 at Xavier (Jan. 3) (Xavier led 83-40 with 12:31 left in 2nd half)

Largest lead at any time: 45 vs. Northwestern (Nov. 27) (UVa led 94-49 with 2:04 left in 2nd half)

Most consecutive points scored: 19 vs. Howard (Nov. 14)

Most consecutive points scored by opponent: 15 at Xavier (Jan. 3), 15 vs. North Carolina (Feb. 12)

VIRGINIA TEAM AND INDIVIDUAL HIGHS FOR THE 2007-08 SEASON:

TEAM		INDIVIDUAL	
Points:	100 vs. Penn (100-85)	Points:	34 Sean Singletary (Virginia Tech #1)
FG Att:	78 vs. Georgia Tech (29-78)	FG Att:	21 Sean Singletary (12-21, Virginia Tech #1)
FG Made:	37 vs. Howard (37-75)	FG Made:	12 Sean Singletary (12-21, Virginia Tech #1)
FG %:	54.7 vs. Vermont (29-53)	FG %: ⁽¹⁾	100.0 Calvin Baker (6-6, Northwestern)
3-FG Att:	36 vs. Georgia Tech (12-36)	3-FG Att:	11 Adrian Joseph (3-11, Virginia Tech #1)
3-FG Made:	16 vs. Northwestern (16-32)	3-FG Made:	6 Mamadi Diane (6-9, Northwestern)
3-FG %:	57.1 vs. Arizona (12-21)	3-FG %: ⁽²⁾	100.0 Calvin Baker (4-4, Northwestern)
FT Att:	34 vs. Vermont (23-34)	FT Att:	14 Sean Singletary (11-14, Virginia Tech #2)
FT Made:	23 vs. Vermont (23-34)	FT Made:	11 Sean Singletary (11-11, Arizona; 11-14, Virginia Tech #2)
FT %:	87.5 vs. Northwestern (14-16)	FT %: ⁽¹⁾	100.0 Sean Singletary (11-11, Arizona)
Rebounds:	56 vs. Penn	Rebounds:	16 Adrian Joseph (Seton Hall)
Assists:	24 vs. Howard	Assists:	10 Sean Singletary (Northwestern & Boston College)
Turnovers:	21 vs. Penn, Longwood, Hampton	Turnovers:	8 Sean Singletary (Drexel)
Blocks:	5 vs. Hartford	Blocks:	3 Mamadi Diane (Arizona)
Steals:	12 vs. Seton Hall	Steals:	6 Sean Singletary (Boston College)
Fouls:	30 vs. Penn, Virginia Tech #2		

OPPONENT TEAM AND INDIVIDUAL HIGHS FOR THE 2007-08 SEASON:

TEAM		INDIVIDUAL	
Points:	108 by Xavier (108-70)	Points:	32 K. C. Rivers (Clemson)
FG Att:	70 by Hartford (25-70), VT #1 (25-70)	FG Att:	24 Tyrese Rice (11-24, Boston College)
FG Made:	37 by Xavier (37-58)	FG Made:	12 K. C. Rivers (12-19, Clemson)
FG%:	63.8 by Xavier (37-58)	FG %: ⁽¹⁾	83.3 Kevin Estes (5-6, Hartford), Jason Love (5-6, Xavier)
3-FG Att:	39 by Hartford (10-39)	3-FG Att:	11 Five times (last by Tyrese Rice of Boston College, 4-11)
3-FG Made:	16 by Xavier (16-26), Clemson (16-26)	3-FG Made:	8 K.C. Rivers (8-11, Clemson)
3-FG %:	61.5 by Xavier (16-26), Clemson (16-26)	3-FG %: ⁽²⁾ :	80.0 B. J. Raymond (4-5, Xavier)
FT Att:	40 by Penn (27-40)	FT Att:	14 Deron Washington (9-14, Virginia Tech #2)
FT Made:	27 by Penn (27-40)	FT Made:	9 Deron Washington (9-14, Virginia Tech #2)
FT %:	90.9 by Syracuse (10-11)	FT %: ⁽¹⁾	100.0 Jonny Flynn (6-6, Syracuse)
Rebounds:	47 by Virginia Tech #1	Rebounds:	14 Paul Harris (Syracuse)
Assists:	27 by Xavier	Assists:	11 Cliff Hammonds (Clemson)
Turnovers:	20 by Elon	Turnovers:	8 Randy Hampton (Howard)
Blocks:	8 by Wake Forest	Blocks:	4 Tyrelle Blair (Boston College)
Steals:	12 by Duke	Steals:	6 Toney Douglas (Florida State)
Fouls:	26 by Hartford		

VIRGINIA AND OPPONENT TEAM Lows FOR THE 2007-08 SEASON:

VIRGINIA		OPPONENT	
Points:	51 vs. Clemson (82-51)	Points:	52 by Northwestern (94-52)
FG Att:	49 vs. Arizona (25-49), Clemson (19-49)	FG Att:	50 by Drexel (21-50), Florida State (22-50)
FG Made:	19 vs. VT #2 (19-53), Clem (19-49)	FG Made:	17 by Longwood (17-60)
FG %:	32.8 vs. Seton Hall (20-61)	FG %:	28.3 by Longwood (17-60)
3-FG Att:	14 vs. Duke (4-14), Clemson (4-14)	3-FG Att:	14 by Virginia Tech #2 (3-14)
3-FG Made:	4 vs. Duke (4-14), Clemson (4-14), Wake Forest (4-19)	3-FG Made:	3 by Virginia Tech #2 (3-14)
3-FG %:	21.1 vs. Wake Forest (4-19)	3-FG %:	21.4 by Virginia Tech #2 (3-14)
FT Att:	10 vs. Florida State (7-10)	FT Att:	6 by Howard (4-6), Clemson (2-6)
FT Made:	5 vs. Syracuse (5-11)	FT Made:	2 by Clemson (2-6)
FT %:	45.5 vs. Syracuse (5-11)	FT %:	26.7 by Northwestern (4-15)
Rebounds:	27 vs. Arizona, Clemson	Rebounds:	23 by Howard
Assists:	7 vs. Clemson, Wake Forest	Assists:	9 by Seton Hall, Virginia Tech #2
Turnovers:	6 vs. Boston College	Turnovers:	6 by Seton Hall
Blocks:	0 vs. BC, FSU, MD, WF	Blocks:	0 by Northwestern, Elon
Steals:	0 vs. Seton Hall	Steals:	1 by Boston College
Fouls:	12 vs. Clemson	Fouls:	13 by Howard

(1) - Min. 5 made; (2) Min. 3 made

The Cavaliers' Record in 2007-08 when UVa...

leads at halftime	11-4
trails at halftime	0-8
tied at halftime	1-0
goes into overtime.....	0-3
leads by 10 or more points	12-3
trails by 10 or more points	1-9
shoots 50% or better.....	4-0
shoots less than 50%.....	8-12
shoots less than 45%.....	5-11
shoots less than 40 %.....	1-8
opponent shoots 50% or better.....	0-6
opponent shoots less than 50%	12-6
opponent shoots less than 45%	10-5
opponent shoots less than 40%	5-3
has higher FG% than opponent.....	11-1
has lower FG% than opponent.....	1-11
has same FG% as opponent	0-0
outrounds its opponent	11-5
is outrebounded by opponent.....	0-7
has same rebounds as opponent	1-0
has more offensive rebounds than opponent.....	8-8
has fewer offensive rebounds than opponent	4-3
has same offensive rebounds as opponent.....	0-1
has fewer turnovers than opponent	5-5
has more turnovers than opponent	7-7
has same turnovers as opponent	0-0
has fewer than 10 turnovers.....	2-1
opponent has fewer than 10 turnovers	0-2
shoots more FTs than opponent.....	9-3
shoots fewer FTs than opponent.....	3-8
shoots the same FTs as opponent.....	0-1
has game decided by 10 points or less	3-7
has game decided by 5 points or less	2-4
scores <60 points	0-1
scores 60-69 points.....	0-7
scores 70-79 points.....	6-3
scores 80-89 points.....	1-1
scores 90+ points	5-0
allows <60 points	5-0
allows 60-69 points.....	2-1
allows 70-79 points.....	4-5
allows 80-89 points.....	1-4
allows 90+ points	0-2

Virginia in its 12 wins

UVa's field goal percentage	47.2 (342-724)
UVa's free throw percentage	73.0 (206-282)
UVa's 3-point field goal percentage.....	43.3 (120-277)
UVa's offensive rebounds/game	13.9 (167)
UVa's rebounds/game.....	43.7 (524)
UVa's rebound margin/game	+13.7 (43.7-30.0)
UVa's assists/game	16.6 (199)
UVa's turnovers/game.....	15.4 (185)
UVa's points/game	84.2 (1010)
Opponent's field goal percentage	39.7 (278-701)
Opponent's points/game	65.4 (785)
Opponent's turnovers/game.....	15.0 (180)
Opponent's free throw attempts/game.....	19.1 (229)

Virginia in its 12 losses

UVa's field goal percentage	38.5 (287-746)
UVa's free throw percentage	67.0 (146-218)
UVa's 3-point field goal percentage.....	31.3(90-288)
UVa's offensive rebounds/game	13.7 (164)
UVa's rebounds/game.....	37.2 (446)
UVa's rebound margin/game	-0.9 (37.2-38.1)
UVa's assists/game	10.7 (128)
UVa's turnovers/game.....	13.9 (167)
UVa's points/game	67.5 (810)
Opponent's field goal percentage	47.2 (341-723)
Opponent's points/game	80.3 (964)
Opponent's turnovers/game.....	12.4 (149)
Opponent's free throw attempts/game.....	21.3 (256)

The Automated ScoreBook
Virginia Season Schedule/Results & Leaders (as of Feb 17, 2008)
All games

RECORD:	OVERALL	HOME	AWAY	NEUTRAL
ALL GAMES.....	(12-12)	(9-5)	(3-6)	(0-1)
CONFERENCE.....	(2-9)	(1-4)	(1-5)	(0-0)
NON-CONFERENCE.....	(10-3)	(8-1)	(2-1)	(0-1)

DATE	TIME	OPPONENT		SCORE	ATTEND	HIGH POINTS	HIGH REBOUNDS
11/11/07	2 p.m.	VERMONT	W	90-72	11893	(19)Adrian Joseph (19)Sean Singletary	(8)Mamadi Diane
11/14/07	7 p.m.	HOWARD	W	92-53	11162	(23)Sean Singletary	(8)Calvin Baker
11/17/07	8:30 p.m. MT	at Arizona	W	75-72	14602	(24)Sean Singletary	(6)Laurynas Mikalauskas
11/20/07	8 p.m.	DREXEL	W	72-58	10975	(24)Sean Singletary	(11)Adrian Joseph
11/23/07	9:30	at Penn	W	100-85		(23)Adrian Joseph	(13)Mike Scott
11/24/07	9:40 p.m.	vs Seton Hall	L	60-74	3871	(23)Sean Singletary	(16)Adrian Joseph
11/27/07	7 p.m.	NORTHWESTERN	W	94-52	12609	(22)Mamadi Diane	(7)Mamadi Diane
12/05/07	7:30 p.m.	SYRACUSE	L	68-70	13603	(19)Adrian Joseph	(13)Adrian Joseph
12/07/07	7 p.m.	LONGWOOD	W	76-57	11366	(21)Sean Singletary	(11)Mike Scott
12/19/07	7 p.m.	HAMPTON	W	79-65	10516	(19)Adrian Joseph	(9)Jerome Meyinsse
12/22/07	2 p.m.	ELON	W	91-61	11626	(20)Sean Singletary	(9)Mike Scott
12/30/07	3 p.m.	HARTFORD	W	78-70	11647	(20)Mamadi Diane	(12)Adrian Joseph
01/03/08	8:00 PM	at Xavier	L	70-108	10073	(14)Sean Singletary	(6)Mike Scott
01/13/08	8:08 PM	* at Duke	L	65-87	9314	(18)Sean Singletary	(9)Adrian Joseph
01/16/08	7 p.m.	* VIRGINIA TECH		69-70	LOT 14433	(34)Sean Singletary	(10)Sean Singletary
01/19/08	8 p.m.	* BOSTON COLLEGE	W	84-66	14039	(20)Mamadi Diane	(8)Ryan Pettinella
01/23/08	7:00 pm	* at Florida State	L	67-69	7314	(21)Mamadi Diane	(8)Adrian Joseph
01/27/08	4:30 p.m.	* GEORGIA TECH		82-92	LOT 14138	(16)Calvin Baker (16)Mamadi Diane	(9)Mike Scott (9)Adrian Joseph
1/30/08	7:00 p.m.	* at Maryland	L	75-85	17950	(23)Sean Singletary	(12)Mike Scott
02/02/08	1:00 PM	* at Virginia Tech	LOT	65-72	9847	(26)Sean Singletary	(8)Adrian Joseph
02/07/08	7 p.m.	* CLEMSON	L	51-82	13929	(19)Adrian Joseph	(7)Mike Scott
02/09/08	3:30 p.m.	* at Wake Forest	L	64-80	14179	(21)Sean Singletary	(11)Ryan Pettinella
02/12/08	8 p.m.	* NORTH CAROLINA	L	74-75	13765	(27)Sean Singletary	(7)Mamadi Diane
2-17-08	1 p.m.	* at Boston College	W	79-74	7154	(20)Mamadi Diane	(12)Mike Scott

* = Conference game

ATTENDANCE SUMMARY	GAMES	TOTALS	AVG/GAME
HOME.....	14	175701	12550
AWAY.....	9	90433	10048
NEUTRAL.....	1	3871	3871
TOTAL.....	24	270005	11250

The Automated ScoreBook
Virginia Game-by-Game Points-Rebounds-Assists (as of Feb 17, 2008)
All games

Opponent	Date	Score	01	02	04	11	12	13	21	22	24	
			WL JONES,JEF	FARRAKHAN BAKER,CAL	MIKALOUSK TUCKER,JA	ZEGLINSKI SOROYE,TU	SHERRILL, DIANE,MAM					
VERMONT	11/11/07	90-72	W	8- 6- 1	0- 0- 0	11- 1- 0	8- 4- 0	5- 2- 0	0- 1- 1	DNP	DNP	10- 8- 1
HOWARD	11/14/07	92-53	W	10- 3- 2	4- 2- 1	11- 8- 5	5- 1- 0	0- 0- 0	2- 1- 5	DNP	2- 0- 0	14- 2- 1
at Arizona	11/17/07	75-72	W	15- 1- 0	0- 0- 0	5- 0- 4	6- 6- 0	12- 4- 0	DNP	DNP	DNP	9- 1- 1
DREXEL	11/20/07	72-58	W	2- 2- 0	0- 2- 0	11- 1- 1	1- 1- 1	7- 4- 0	0- 1- 3	DNP	DNP	11- 2- 0
at Penn	11/23/07	100-85	W	2- 0- 1	0- 2- 0	6- 1- 5	8- 2- 1	8- 3- 0	0- 2- 2	DNP	2- 0- 0	13- 4- 1
vs Seton Hall	11/24/07	60-74	L	4- 2- 0	DNP	9- 3- 1	3- 3- 1	0- 0- 0	0- 1- 0	DNP	DNP	12- 8- 2
NORTHWESTERN	11/27/07	94-52	W	8- 5- 2	2- 1- 0	16- 2- 1	7- 6- 0	3- 1- 2	2- 2- 2	DNP	0- 0- 0	22- 7- 3
SYRACUSE	12/05/07	68-70	L	4- 1- 1	DNP	8- 1- 1	3- 1- 0	DNP	3- 1- 0	DNP	DNP	10- 2- 0
LONGWOOD	12/07/07	76-57	W	0- 3- 0	0- 0- 0	11- 3- 2	4- 2- 0	0- 0- 1	0- 0- 2	DNP	3- 0- 0	11- 4- 1
HAMPTON	12/19/07	79-65	W	6- 2- 2	2- 0- 1	6- 4- 2	DNP	8- 6- 1	DNP	DNP	DNP	0- 1- 3
ELON	12/22/07	91-61	W	10- 4- 0	2- 0- 0	7- 3- 6	DNP	2- 4- 1	DNP	DNP	0- 1- 1	9- 0- 1
HARTFORD	12/30/07	78-70	W	8- 1- 0	0- 1- 1	12- 4- 4	DNP	DNP	DNP	1- 2- 0	DNP	20- 9- 2
at Xavier	01/03/08	70-108	L	2- 1- 0	3- 1- 0	7- 2- 3	DNP	2- 1- 0	DNP	0- 1- 0	0- 2- 0	7- 2- 1
at Duke	01/13/08	65-87	L	0- 1- 0	0- 0- 0	13- 4- 2	DNP	9- 5- 1	DNP	DNP	DNP	11- 6- 1
VIRGINIA TECH	01/16/08	69-70	OL	2- 1- 0	DNP	5- 0- 3	DNP	0- 3- 1	DNP	DNP	DNP	8- 9- 2
BOSTON COLLEGE	01/19/08	84-66	W	2- 1- 0	DNP	15- 4- 1	DNP	3- 7- 2	DNP	DNP	DNP	20- 5- 2
at Florida State	01/23/08	67-69	L	0- 0- 0	DNP	7- 0- 3	DNP	0- 1- 0	DNP	DNP	DNP	21- 5- 0
GEORGIA TECH	01/27/08	82-92	OL	0- 0- 1	3- 1- 1	16- 4- 1	DNP	13- 3- 0	DNP	DNP	DNP	16- 8- 0
at Maryland	1/30/08	75-85	L	0- 1- 1	1- 4- 0	17- 1- 1	DNP	0- 0- 0	DNP	DNP	DNP	16- 3- 4
at Virginia Tech	02/02/08	65-72	OL	0- 1- 0	0- 0- 0	0- 2- 4	DNP	10- 5- 0	DNP	DNP	DNP	8- 4- 0
CLEMSON	02/07/08	51-82	L	1- 0- 0	0- 1- 0	5- 3- 0	DNP	3- 0- 2	DNP	DNP	0- 0- 0	2- 1- 0
at Wake Forest	02/09/08	64-80	L	4- 4- 0	0- 0- 0	3- 4- 2	DNP	6- 9- 1	DNP	DNP	DNP	9- 6- 1
NORTH CAROLINA	02/12/08	74-75	L	7- 2- 0	DNP	10- 3- 1	4- 1- 0	5- 2- 0	DNP	DNP	DNP	9- 7- 2
at Boston College	2-17-08	79-74	W	4- 2- 4	DNP	7- 2- 5	13- 4- 0	3- 1- 1	DNP	DNP	DNP	20- 4- 1

Opponent	Date	Score	30	31	32	34	43	44	45	55	
			WL JOSEPH,AD	BURNS,AND	SCOTT,MIK	PETTINELL HARRIS,WI	SINGLETAR TAT,SOLOM	MEYINSSE,			
VERMONT	11/11/07	90-72	W	19- 6- 3	0- 2- 0	2- 1- 0	4- 5- 2	0- 0- 0	19- 5- 6	DNP	4- 2- 0
HOWARD	11/14/07	92-53	W	5- 5- 1	0- 0- 0	7- 6- 1	5- 5- 0	2- 6- 0	23- 4- 8	DNP	2- 1- 0
at Arizona	11/17/07	75-72	W	4- 3- 1	DNP	DNP	0- 4- 0	0- 0- 0	24- 4- 8	DNP	DNP
DREXEL	11/20/07	72-58	W	11-11- 1	DNP	5- 5- 0	0- 4- 0	DNP	24- 7- 5	DNP	0- 1- 0
at Penn	11/23/07	100-85	W	23-11- 0	0- 1- 1	10-13- 1	6- 2- 0	6- 3- 1	16- 2- 4	DNP	0- 1- 0
vs Seton Hall	11/24/07	60-74	L	6-16- 1	DNP	1- 4- 0	0- 2- 0	2- 1- 0	23- 7- 7	DNP	DNP
NORTHWESTERN	11/27/07	94-52	W	8- 5- 0	2- 0- 0	8- 4- 0	0- 2- 0	0- 4- 0	14- 2-10	DNP	2- 1- 0
SYRACUSE	12/05/07	68-70	L	19-13- 2	DNP	4- 6- 0	0- 1- 0	7- 2- 0	10- 5- 9	DNP	DNP
LONGWOOD	12/07/07	76-57	W	13-10- 1	0- 0- 1	9-11- 1	DNP	4- 8- 0	21- 2- 8	DNP	0- 3- 0
HAMPTON	12/19/07	79-65	W	19- 3- 1	DNP	15- 6- 0	DNP	2- 3- 1	12- 4- 4	DNP	9- 9- 1
ELON	12/22/07	91-61	W	16- 2- 2	0- 0- 0	6- 9- 0	DNP	7- 5- 0	20- 5- 8	DNP	12- 2- 1
HARTFORD	12/30/07	78-70	W	15-12- 0	DNP	5- 4- 1	0- 0- 0	2- 1- 0	12- 4- 4	0- 0- 1	3- 7- 0
at Xavier	01/03/08	70-108	L	6- 3- 2	1- 1- 0	10- 6- 0	0- 0- 0	6- 4- 0	14- 3- 7	12- 2- 1	0- 0- 0
at Duke	01/13/08	65-87	L	3- 9- 1	DNP	2- 3- 0	9- 2- 0	0- 0- 0	18- 0- 4	0- 2- 0	0- 1- 0
VIRGINIA TECH	01/16/08	69-70	OL	11- 8- 0	DNP	3- 5- 0	6- 2- 0	DNP	34-10- 3	0- 0- 0	0- 1- 0
BOSTON COLLEGE	01/19/08	84-66	W	17- 5- 0	DNP	2- 3- 0	4- 8- 0	DNP	19- 2-10	DNP	2- 3- 0
at Florida State	01/23/08	67-69	L	17- 8- 1	DNP	5- 3- 0	2- 3- 0	0- 1- 0	11- 3- 7	0- 0- 0	4- 3- 0
GEORGIA TECH	01/27/08	82-92	OL	13- 9- 3	DNP	9- 9- 0	1- 2- 0	DNP	11- 4- 8	0- 0- 0	0- 1- 0
at Maryland	1/30/08	75-85	L	2- 3- 0	DNP	6-12- 1	2- 0- 0	3- 0- 1	23- 0- 3	3- 2- 0	2- 0- 0
at Virginia Tech	02/02/08	65-72	OL	8- 8- 3	DNP	9- 3- 0	4- 1- 0	DNP	26- 5- 2	DNP	0- 0- 0
CLEMSON	02/07/08	51-82	L	19- 6- 1	0- 0- 0	1- 7- 1	0- 1- 0	DNP	14- 4- 2	4- 1- 1	2- 1- 0
at Wake Forest	02/09/08	64-80	L	4- 3- 0	DNP	3- 3- 0	12-11- 0	DNP	21- 1- 3	DNP	2- 2- 0
NORTH CAROLINA	02/12/08	74-75	L	8- 5- 1	DNP	4- 1- 0	0- 6- 1	DNP	27- 6- 7	DNP	DNP
at Boston College	2-17-08	79-74	W	5- 1- 2	DNP	11-12- 1	0- 2- 0	DNP	16- 5- 4	DNP	DNP

The Automated ScoreBook
Virginia Team Game-by-Game Comparison (as of Feb 17, 2008)
All games

Opponent	1st	2nd	Score	Mar	Total FG	FG Pct	3-Pointers	3FG Pct	Free Throws	FT Pct	Rebounds	Assist	TOver	Block	Steal	Fouls
-----	--/--	--/--	---/--	---	-----	-----	-----	-----	-----	-----	-----	-----	-----	-----	-----	-----
VERMONT.....	46/32	44/40	90-72	+18	29-53/27-65	.547/.415	9-19/ 4-17	.474/.235	23-34/14-17	.676/.824	46/25 +21	14/11	18/10	4/3	5/9	19/23
HOWARD.....	41/26	51/27	92-53	+39	37-75/21-51	.493/.412	12-29/ 7-21	.414/.333	6-13/ 4-6	.462/.667	48/23 +25	24/16	12/19	2/1	10/6	16/13
Arizona.....	42/31	33/41	75-72	+3	25-49/26-54	.510/.481	12-21/ 8-17	.571/.471	13-15/12-14	.867/.857	27/26 +1	14/20	18/17	3/3	4/7	20/16
DREXEL.....	31/25	41/33	72-58	+14	23-60/21-50	.383/.420	8-16/ 6-18	.500/.333	18-22/10-15	.818/.667	44/27 +17	11/10	16/17	1/2	5/5	16/17
Penn.....	50/35	50/50	100-85	+15	34-72/26-56	.472/.464	10-24/ 6-21	.417/.286	22-30/27-40	.733/.675	56/26 +30	17/20	21/16	4/3	12/6	30/23
Seton Hall.....	29/40	31/34	60-74	(14)	20-61/25-69	.328/.362	7-28/ 7-23	.250/.304	13-18/17-25	.722/.680	50/43 +7	12/9	16/6	4/3	0/8	21/16
NORTHWESTERN.....	54/29	40/23	94-52	+42	32-62/20-56	.516/.357	16-32/ 8-29	.500/.276	14-16/ 4-15	.875/.267	43/28 +15	20/11	13/16	3/0	8/6	18/17
SYRACUSE.....	36/29	32/41	68-70	(2)	26-64/26-59	.406/.441	11-32/ 8-21	.344/.381	5-11/10-11	.455/.909	36/39 (3)	13/14	13/15	2/4	6/8	15/15
LONGWOOD.....	29/22	47/35	76-57	+19	25-56/17-60	.446/.283	9-23/10-26	.391/.385	17-25/13-18	.680/.722	49/31 +18	17/11	21/17	2/1	4/7	18/23
HAMPTON.....	36/32	43/33	79-65	+14	25-56/23-63	.446/.365	9-22/ 6-20	.409/.300	20-25/13-22	.800/.591	42/32 +10	16/11	21/12	2/3	3/8	23/21
ELON.....	47/34	44/27	91-61	+30	32-64/22-54	.500/.407	7-24/ 8-24	.292/.333	20-27/ 9-13	.741/.692	38/27 +11	20/12	9/20	1/0	8/2	15/22
HARTFORD.....	41/28	37/42	78-70	+8	24-54/25-70	.444/.357	10-23/10-39	.435/.256	20-33/10-21	.606/.476	51/40 +11	13/14	19/12	5/1	8/11	20/26
Xavier.....	30/61	40/47	70-108	(38)	22-58/37-58	.379/.638	6-18/16-26	.333/.615	20-29/18-21	.690/.857	30/32 (2)	14/27	12/13	3/5	6/6	22/22
Duke.....	31/43	34/44	65-87	(22)	25-59/34-67	.424/.507	4-14/11-31	.286/.355	11-16/ 8-12	.688/.667	34/35 (1)	9/21	18/11	2/3	3/12	17/17
VIRGINIA TECH.....	38/34	25/29	69-70	(1)	24-63/25-70	.381/.357	9-25/ 8-30	.360/.267	12-18/12-21	.667/.571	39/47 (8)	9/12	14/15	2/3	6/4	20/17
BOSTON COLLEGE.....	35/35	49/31	84-66	+18	29-67/24-62	.433/.387	9-26/ 7-24	.346/.292	17-21/11-24	.810/.458	43/43 -	15/10	6/14	0/6	9/1	19/17
Florida State.....	28/31	39/38	67-69	(2)	25-60/22-50	.417/.440	10-29/ 8-21	.345/.381	7-10/17-24	.700/.708	33/32 +1	11/10	15/17	0/5	8/11	22/14
GEORGIA TECH.....	48/38	28/38	82-92	(10)	29-78/33-65	.372/.508	12-36/ 9-22	.333/.409	12-20/17-29	.600/.586	48/40 +8	14/20	12/10	1/6	4/3	26/19
Maryland.....	33/43	42/42	75-85	(10)	28-61/27-52	.459/.519	6-21/ 8-24	.286/.333	13-16/23-28	.813/.821	31/30 +1	11/18	11/9	0/5	4/2	23/16
Virginia Tech.....	26/25	28/29	65-72	(7)	19-53/22-56	.358/.393	8-21/ 3-14	.381/.214	19-29/25-38	.655/.658	33/43 (10)	9/9	15/12	2/4	5/4	30/24
CLEMSON.....	24/40	27/42	51-82	(31)	19-49/32-60	.388/.533	4-14/16-26	.286/.615	9-15/ 2-6	.600/.333	27/35 (8)	7/22	18/14	3/5	3/8	12/18
Wake Forest.....	27/36	37/44	64-80	(16)	22-66/27-56	.333/.482	4-19/10-21	.211/.476	16-25/16-29	.640/.552	49/38 +11	7/14	16/10	0/8	5/4	22/20
NORTH CAROLINA.....	31/38	43/37	74-75	(1)	28-74/31-59	.378/.525	9-31/ 6-16	.290/.375	9-11/ 7-12	.818/.583	36/43 (7)	12/12	7/17	3/5	8/2	15/16
Boston College.....	40/32	39/42	79-74	+5	27-56/26-60	.482/.433	9-18/ 6-19	.500/.316	16-21/16-24	.762/.667	37/32 +5	18/18	11/10	3/4	3/6	24/21

Note: Game totals are displayed in the format TEAM/OPPONENT for each category

The Automated ScoreBook
 Virginia Game-by-Game Highs (as of Feb 17, 2008)
 All games

Opponent	Date	Score	WL	POINTS	REBOUNDS	ASSISTS	STEALS	BLOCKED SHOTS
VERMONT	11/11/07	90-72	W	19-Sean Singleta Adrian Joseph	8-Mamadi Diane	6-Sean Singleta	4-Sean Singleta	2-Jamil Tucker
HOWARD	11/14/07	92-53	W	23-Sean Singleta	8-Calvin Baker	8-Sean Singleta	3-Jeff Jones	1-Jeff Jones Ryan Pettinel
at Arizona	11/17/07	75-72	W	24-Sean Singleta	6-Laurynas Mika	8-Sean Singleta	1-Adrian Joseph Laurynas Mika Ryan Pettinel Sean Singleta	3-Mamadi Diane
DREXEL	11/20/07	72-58	W	24-Sean Singleta	11-Adrian Joseph	5-Sean Singleta	2-Sean Singleta	1-Jeff Jones
at Penn	11/23/07	100-85	W	23-Adrian Joseph	13-Mike Scott	5-Calvin Baker	3-Sammy Zeglins Mike Scott	1-Laurynas Mika Adrian Joseph Mamadi Diane Ryan Pettinel
vs Seton Hall	11/24/07	60-74	L	23-Sean Singleta	16-Adrian Joseph	7-Sean Singleta	None	2-Mamadi Diane
NORTHWESTERN	11/27/07	94-52	W	22-Mamadi Diane	7-Mamadi Diane	10-Sean Singleta	3-Adrian Joseph	1-Sammy Zeglins Adrian Joseph Mamadi Diane
SYRACUSE	12/05/07	68-70	L	19-Adrian Joseph	13-Adrian Joseph	9-Sean Singleta	2-Calvin Baker Sean Singleta	1-Mike Scott Mamadi Diane
LONGWOOD	12/07/07	76-57	W	21-Sean Singleta	11-Mike Scott	8-Sean Singleta	1-Mike Scott Jeff Jones Will Harris Calvin Baker	1-Mamadi Diane Adrian Joseph
HAMPTON	12/19/07	79-65	W	19-Adrian Joseph	9-Jerome Meyins	4-Sean Singleta	2-Adrian Joseph	2-Jamil Tucker
ELON	12/22/07	91-61	W	20-Sean Singleta	9-Mike Scott	8-Sean Singleta	3-Sean Singleta	1-Mike Scott
HARTFORD	12/30/07	78-70	W	20-Mamadi Diane	12-Adrian Joseph	4-Sean Singleta Calvin Baker	3-Mamadi Diane	2-Mamadi Diane Adrian Joseph
at Xavier	01/03/08	70-108	L	14-Sean Singleta	6-Mike Scott	7-Sean Singleta	2-Calvin Baker	2-Mike Scott
at Duke	01/13/08	65-87	L	18-Sean Singleta	9-Adrian Joseph	4-Sean Singleta	1-Mike Scott Solomon Tat Calvin Baker	1-Jamil Tucker Mike Scott
VIRGINIA TECH	01/16/08	69-70	OL	34-Sean Singleta	10-Sean Singleta	3-Calvin Baker Sean Singleta	3-Sean Singleta	2-Jamil Tucker
BOSTON COLLEGE	01/19/08	84-66	W	20-Mamadi Diane	8-Ryan Pettinel	10-Sean Singleta	6-Sean Singleta	None
at Florida State	01/23/08	67-69	L	21-Mamadi Diane	8-Adrian Joseph	7-Sean Singleta	2-Calvin Baker	None
GEORGIA TECH	01/27/08	82-92	OL	16-Mamadi Diane Calvin Baker	9-Adrian Joseph Mike Scott	8-Sean Singleta	3-Sean Singleta	1-Mamadi Diane
at Maryland	1/30/08	75-85	L	23-Sean Singleta	12-Mike Scott	4-Mamadi Diane	2-Calvin Baker	None
at Virginia Tech	02/02/08	65-72	OL	26-Sean Singleta	8-Adrian Joseph	4-Calvin Baker	1-Calvin Baker Mike Scott Adrian Joseph Jeff Jones Sean Singleta	1-Mamadi Diane Adrian Joseph
CLEMSON	02/07/08	51-82	L	19-Adrian Joseph	7-Mike Scott	2-Jamil Tucker Sean Singleta	1-Solomon Tat Mamadi Diane Adrian Joseph	1-Mike Scott Adrian Joseph Calvin Baker
at Wake Forest	02/09/08	64-80	L	21-Sean Singleta	11-Ryan Pettinel	3-Sean Singleta	2-Sean Singleta	None
NORTH CAROLINA	02/12/08	74-75	L	27-Sean Singleta	7-Mamadi Diane	7-Sean Singleta	3-Sean Singleta	2-Calvin Baker
at Boston College	2-17-08	79-74	W	20-Mamadi Diane	12-Mike Scott	5-Calvin Baker	2-Mike Scott	1-Adrian Joseph Laurynas Mika Jeff Jones

The Automated ScoreBook
 Virginia Team Game-by-Game (as of Feb 17, 2008)
 All games

TEAM STATISTICS

Opponent	Date	Score	W/L	---TOTAL---		--3-PTRS--		FT-FTA		Pct		---REBOUNDS---				PF		A		TO		Blk		Stl		Pts---Avg	
				FG-FGA	Pct	3FG-FGA	Pct	Off	Def	Tot	Avg	PF	A	TO	Blk	Stl	Pts	Avg									
VERMONT	11/11/07	90-72	W	29-53	.547	9-19	.474	23-34	.676	12	34	46	46.0	19	14	18	4	5	90	90.0							
HOWARD	11/14/07	92-53	W	37-75	.493	12-29	.414	6-13	.462	21	27	48	47.0	16	24	12	2	10	92	91.0							
at Arizona	11/17/07	75-72	W	25-49	.510	12-21	.571	13-15	.867	7	20	27	40.3	20	14	18	3	4	75	85.7							
DREXEL	11/20/07	72-58	W	23-60	.383	8-16	.500	18-22	.818	17	27	44	41.2	16	11	16	1	5	72	82.2							
at Penn	11/23/07	100-85	W	34-72	.472	10-24	.417	22-30	.733	25	31	56	44.2	30	17	21	4	12	100	85.8							
vs Seton Hall	11/24/07	60-74	L	20-61	.328	7-28	.250	13-18	.722	20	30	50	45.2	21	12	16	4	0	60	81.5							
NORTHWESTERN	11/27/07	94-52	W	32-62	.516	16-32	.500	14-16	.875	10	33	43	44.9	18	20	13	3	8	94	83.3							
SYRACUSE	12/05/07	68-70	L	26-64	.406	11-32	.344	5-11	.455	13	23	36	43.8	15	13	13	2	6	68	81.4							
LONGWOOD	12/07/07	76-57	W	25-56	.446	9-23	.391	17-25	.680	13	36	49	44.3	18	17	21	2	4	76	80.8							
HAMPTON	12/19/07	79-65	W	25-56	.446	9-22	.409	20-25	.800	14	28	42	44.1	23	16	21	2	3	79	80.6							
ELON	12/22/07	91-61	W	32-64	.500	7-24	.292	20-27	.741	12	26	38	43.5	15	20	9	1	8	91	81.5							
HARTFORD	12/30/07	78-70	W	24-54	.444	10-23	.435	20-33	.606	15	36	51	44.2	20	13	19	5	8	78	81.2							
at Xavier	01/03/08	70-108	L	22-58	.379	6-18	.333	20-29	.690	15	15	30	43.1	22	14	12	3	6	70	80.4							
at Duke	01/13/08	65-87	L	25-59	.424	4-14	.286	11-16	.688	12	22	34	42.4	17	9	18	2	3	65	79.3							
VIRGINIA TECH	01/16/08	69-70	Lot	24-63	.381	9-25	.360	12-18	.667	9	30	39	42.2	20	9	14	2	6	69	78.6							
BOSTON COLLEGE	01/19/08	84-66	W	29-67	.433	9-26	.346	17-21	.810	13	30	43	42.2	19	15	6	0	9	84	78.9							
at Florida State	01/23/08	67-69	L	25-60	.417	10-29	.345	7-10	.700	14	19	33	41.7	22	11	15	0	8	67	78.2							
GEORGIA TECH	01/27/08	82-92	Lot	29-78	.372	12-36	.333	12-20	.600	18	30	48	42.1	26	14	12	1	4	82	78.4							
at Maryland	1/30/08	75-85	L	28-61	.459	6-21	.286	13-16	.813	12	19	31	41.5	23	11	11	0	4	75	78.3							
at Virginia Tech	02/02/08	65-72	Lot	19-53	.358	8-21	.381	19-29	.655	9	24	33	41.0	30	9	15	2	5	65	77.6							
CLEMSON	02/07/08	51-82	L	19-49	.388	4-14	.286	9-15	.600	7	20	27	40.4	12	7	18	3	3	51	76.3							
at Wake Forest	02/09/08	64-80	L	22-66	.333	4-19	.211	16-25	.640	20	29	49	40.8	22	7	16	0	5	64	75.8							
NORTH CAROLINA	02/12/08	74-75	L	28-74	.378	9-31	.290	9-11	.818	15	21	36	40.6	15	12	7	3	8	74	75.7							
at Boston College	2-17-08	79-74	W	27-56	.482	9-18	.500	16-21	.762	8	29	37	40.4	24	18	11	3	3	79	75.8							
Virginia		1820		629-1470	.428	210-565	.372	352-500	.704	331	639	970	40.4	483	327	352	52	137	1820	75.8							
Opponents		1749		619-1422	.435	196-550	.356	315-485	.649	249	568	817	34.0	453	352	329	83	146	1749	72.9							

Games played: 24
 Points/game: 75.8
 FG Pct: 42.8
 3FG Pct: 37.2
 FT Pct: 70.4

Rebounds/game: 40.4
 Assists/game: 13.6
 Turnovers/game: 14.7
 Assist/turnover ratio: 0.9
 Steals/game: 5.7
 Blocks/game: 2.2

The Automated ScoreBook
 Virginia Overall Team Statistics (as of Feb 17, 2008)
 All games

TEAM STATISTICS	VA	OPP		
SCORING.....	1820	1749		
Points per game.....	75.8	72.9		
Scoring margin.....	+3.0	-		
FIELD GOALS-ATT.....	629-1470	619-1422		
Field goal pct.....	.428	.435		
3 POINT FG-ATT.....	210-565	196-550		
3-point FG pct.....	.372	.356		
3-pt FG made per game..	8.8	8.2		
FREE THROWS-ATT.....	352-500	315-485		
Free throw pct.....	.704	.649		
REBOUNDS.....	970	817		
Rebounds per game.....	40.4	34.0		
Rebounding margin.....	+6.4	-		
ASSISTS.....	327	352		
Assists per game.....	13.6	14.7		
TURNOVERS.....	352	329		
Turnovers per game.....	14.7	13.7		
Turnover margin.....	-1.0	-		
Assist/turnover ratio..	0.9	1.1		
STEALS.....	137	146		
Steals per game.....	5.7	6.1		
BLOCKS.....	52	83		
Blocks per game.....	2.2	3.5		
WINNING STREAK.....	1	-		
Home win streak.....	0	-		
ATTENDANCE.....	175701	94304		
Home games-Avg/Game....	14-12550	9-10048		
Neutral site-Avg/Game..	-	1-3871		
SCORE BY PERIODS:	1st	2nd	OT	Total
-----	----	----	----	----
Virginia.....	873	924	23	- 1820
Opponents.....	819	889	41	- 1749

