

# VIRGINIA

## 2007-08 Men's Basketball



### VIRGINIA vs. MARYLAND

JOHN PAUL JONES ARENA • Charlottesville, Va.  
March 9, 2008



#### TV: Fox Sports Net (HD)

• Tim Brando (play-by-play), Mike Gminski (analysis), Jenn Hildreth (sideline)

#### Radio: Virginia Sports Network (originating at the Charlottesville Radio Group and WINA-AM/WWWV-FM and available online through V-Pass at www.VirginiaSports.com)

• Mac McDonald (play-by-play), Jim Hobgood (analysis)

#### TONIGHT'S GAME:

- The Cavaliers host Maryland in their last game of the regular season and the final ACC game of the season
- This season marks the 34th time in the past 39 years Virginia has played Maryland in its regular season finale

#### ABOUT THE CAVALIERS (14-14, 4-11 ACC):

- The Cavaliers are 14-14 after an 86-70 win loss to Duke on Wednesday night
- Of Virginia's 11 conference losses, three have been in overtime, one by one point in regulation, and two by two points in regulation

#### ABOUT THE TERRAPINS (18-12, 8-7 ACC):

- Maryland is 18-12 after a 73-70 loss to Clemson last Sunday in College Park
- The Terrapins are 4-3 on the road this season in conference play

#### SERIES VS. MARYLAND:

- Maryland holds a 102-66 advantage in the series (UVa leads 41-39 in Charlottesville)
- Maryland won the first meeting between the teams this season, 85-75 at Comcast Center on Jan. 30
- UVa won last season's game at JPJA, 103-91, as Mamadi Diane scored a career-high 26 points

#### LAST TIME OUT:

- Virginia fell to No. 6 Duke 86-70 Wednesday night at John Paul Jones Arena
- Sean Singletary led Virginia with 18 points and seven assists

### SCHEDULE/RESULTS

<b>N4</b>	<b>CARSON-NEWMAN (EX)</b>	<b>W 124-65</b>
<b>N11</b>	<b>VERMONT [ACC Select]</b>	<b>W 90-72</b>
<b>N14</b>	<b>HOWARD [ACC Select]</b>	<b>W 92-53</b>
N17	at #17 Arizona [FSN]	W 75-72
<b>N20</b>	<b>DREXEL [CN8]</b>	<b>W 72-58</b>
N23	at Penn %	[CN8] W 100-85
N24	vs. Seton Hall %	[CN8] L 60-74
<b>N27</b>	<b>NORTHWESTERN ^ [ESPNU]</b>	<b>W 94-52</b>
<b>D5</b>	<b>SYRACUSE [ESPN2]</b>	<b>L 68-70</b>
<b>D7</b>	<b>LONGWOOD [ACC Select]</b>	<b>W 76-57</b>
<b>D19</b>	<b>HAMPTON [ACC Select]</b>	<b>W 79-65</b>
<b>D22</b>	<b>ELON [CSN]</b>	<b>W 91-61</b>
<b>D30</b>	<b>HARTFORD [ACC Select]</b>	<b>W 78-70</b>
J3	at Xavier [CSTV]	L 70-108
J13	at #9 Duke * [FSN]	L 65-87
<b>J16</b>	<b>VIRGINIA TECH * [ESPNU]</b>	<b>L 69-70 (ot)</b>
<b>J19</b>	<b>BOSTON COLLEGE * [Raycom<sup>(split)</sup>]</b>	<b>W 84-66</b>
J23	at Florida State * [ACC Select]	L 67-69
<b>J27</b>	<b>GEORGIA TECH * [FSN]</b>	<b>L 82-92 (ot)</b>
J30	at Maryland * [ESPN]	L 75-85
F2	at Virginia Tech * [Raycom]	L 65-72 (ot)
<b>F7</b>	<b>CLEMSON * [ESPN2]</b>	<b>L 51-82</b>
F9	at Wake Forest * [ABC]	L 64-80
<b>F12</b>	<b>#5 N. CAROLINA * [ESPN2/Raycom]</b>	<b>L 74-75</b>
F17	at Boston College * [Raycom <sup>(split)</sup> ]	W 79-74
F21	at Georgia Tech * [RSN]	ppd.
<b>F24</b>	<b>NC STATE * [FSN]</b>	<b>W 78-60</b>
M1	at Miami * [Raycom <sup>(split)</sup> ]	L 93-95
M3	at Georgia Tech * [RSN]	W 76-74
<b>M5</b>	<b>#6 DUKE * [ESPN]</b>	<b>L 70-86</b>
<b>M9</b>	<b>MARYLAND * [FSN]</b>	<b>7:30 p.m.</b>
M13-16	at ACC Tournament (Charlotte, N.C.)	

\* ACC Game  
^ Big Ten/ACC Challenge  
% Philly Hoop Group Classic (The Palestra, Philadelphia)

All Times Eastern

Rankings are Associated Press at time of the game

#### TV Abbreviations

CN8 Channel available on select Comcast cable systems  
CSN Comcast SportsNet - Mid Atlantic  
FSN Fox Sports Net  
RSN Regional Sports Networks

### PROBABLE STARTERS/RESERVES

No.	Pos.	Yr.	Player	PPG	RPG	APG	Notable
1	G	Fr.	Jeff Jones	4.1	1.8	0.6	15 pts (5-7 3FG) at Arizona
30	F	Sr.	Adrian Joseph	10.3	6.3	1.0	Five double-doubles this season
32	F	Fr.	Mike Scott	5.9	5.6	0.4	Double-double (11 pts, 12 rebs) at BC (2/17)
34	F/C	Sr.	Ryan Pettinella	2.4	2.9	0.2	Double-double (12 pts, 11 rebs) at Wake
44	G	Sr.	Sean Singletary	19.6	3.8	5.8	Career-high 41 points at Miami
24	G/F	Jr.	Mamadi Diane	11.4	4.3	1.1	Scored 20 points off bench at Boston College
4	G	So.	Calvin Baker	9.4	2.6	2.4	GW 3-pointer at Georgia Tech with 4.2 seconds
11	F	Jr.	Laurynas Mikalauskas	7.0	3.8	0.4	Averaging 10.0 pts and 5.2 rebs since return from inj.
12	F	So.	Jamil Tucker	4.8	3.0	0.6	Career-high 14 points at Miami
45	G/F	So.	Solomon Tat	2.8	1.4	0.5	Career-high 12 points (3-4 FG) at Xavier
43	F/G	So.	Will Harris	2.7	2.5	0.2	8 rebounds vs. Longwood tied career-high
55	F/C	So.	Jerome Meyinsse	2.1	2.0	0.1	Career high 12 pts (5-5 FG) vs. Elon
2	G	Fr.	Mustapha Farrakhan	1.0	0.9	0.2	Scored 4 points vs. Howard
21	C	Sr.	Tunji Soroye	0.5	1.5	0.0	Has missed all but two games due to injuries
22	F	Fr.	Will Sherrill	1.0	0.4	0.1	Scored career-high 3 pts. vs. Longwood
31	F	So.	Andy Burns	0.4	0.5	0.3	Had 2 rebounds against Vermont
13	G	Fr.	Sammy Zeglinski	0.9	1.1	1.9	Out for season with ankle injury

**MEDIA INFORMATION****Men's Basketball Contact Information**

Virginia Athletics Media Relations  
154 John Paul Jones Arena  
PO Box 400853  
Charlottesville, VA 22904

Office: (434) 982-5500  
Fax: (434) 982-5525

**Rich Murray**

Associate AD for Public Relations  
(Primary Men's Basketball Contact)

Office: (434) 982-5530  
Home: (434) 978-2966  
Email: [rmurray@virginia.edu](mailto:rmurray@virginia.edu)

**Steve Kirkland**

Assistant Media Relations Director  
(Secondary Men's Basketball Contact)

Office: (434) 982-5535  
Cell: (434) 825-5241  
Email: [skirkland@virginia.edu](mailto:skirkland@virginia.edu)

**OVERTIME WOES:**

- The Cavaliers are 0-3 this season in overtime games
- It marks just the second time in school history UVa has lost three OT games in a season (0-3 in 86-87)

**SINGLETARY NAMED ALL-DISTRICT:**

- Sean Singletary was named first-team All-District 5 by the National Association of Basketball Coaches (NABC)
- With the honor, Singletary is now eligible for NABC All-America teams
- It is the second consecutive year Singletary has been a first-team All-District 5 selection

**SINGLETARY NAMED FINALIST FOR PAIR OF AWARDS:**

- Sean Singletary is one of 16 finalists for the Bob Cousy Award, given to the nation's top collegiate point guard
- Singletary is one of 10 finalists for the Lowe's Senior CLASS Award

**SINGLETARY NAMED TO PAIR OF MIDSEASON LISTS:**

- Sean Singletary was one of 30 players named to the midseason list for the John R. Wooden Award
- He was also one of 30 players named to the midseason list for the Naismith Trophy, presented by AT&T
- Both awards are given annually to the top collegiate basketball player

**SINGLETARY IN SELECT COMPANY IN ACC HISTORY:**

- Against Georgia Tech on Jan. 27, Sean Singletary recorded the 500th assist of his career
- By reaching the mark, he became just the fifth player in ACC history to have 1,500 points, 500 assists, and 400 rebounds in a career
- He joins Johnny Dawkins and Danny Ferry of Duke and Brian Oliver and Tony Akins of Georgia Tech as the only ACC players to reach all three milestones

**SINGLETARY CRACKS ACC TOP 50:**

- Against Miami, Sean Singletary moved into 50th place on the ACC's all-time scoring list
  - He enters tonight's game in 44th place in ACC history with 1,975 career points
  - He enters tonight's game 25 points away from becoming the 38th player in ACC history\*, and fifth Cavalier, to score 2,000 career points
- (\* North Carolina's Tyler Hansbrough could become the 38th player with 15 points Saturday at Duke)

**SINGLETARY CLIMBS CAREER CHARTS:**

- Sean Singletary ranks fifth on Virginia's career scoring chart with 1,975 points and he enters tonight's game 253 points away from fourth place (Ralph Sampson: 2,228)
- Singletary ranks third in school history with 548 career assists and enters tonight's game 50 assists shy of second place (Jeff Jones: 598)
- Singletary is second in school history with 191 career steals and enters tonight's game 31 steals shy of the school record (Othell Wilson: 222)

**SINGLETARY CONTRIBUTES IN DIFFERENT WAYS:**

- Sean Singletary is the only player in Division I this season to have a 40-point scoring game, a 10-rebound game and a 10-assist game
- He is the only player in Virginia history to accomplish all three marks in the same season
- Singletary and Donald Hand are the only Cavaliers in history to accomplish all three marks in a career (Hand had his 10-rebound game and 10-assist game in different seasons)

**DOUBLE FIGURE STREAK FOR SINGLETARY:**

- Sean Singletary enters tonight's game having scored in double figures in his last 50 games
- It is the longest active streak in the ACC

**DOUBLE-DOUBLES FOR SINGLETARY:**

- Sean Singletary has had a double-double in two ACC games this season
- He followed his 34 point-10 rebound effort vs. Virginia Tech (1/16) with 19 points and 10 assists vs. Boston College (1/19)
- Singletary is the only player in the ACC to have both a points-rebounds and a points-assists double-double this season
- Of his four career double-doubles, two have been points-rebounds and two have been points-assists

### MIKALOUSKAS MAKES IMPACT SINCE RETURN:

- Laurynas Mikaluskas is averaging 10.0 points and 5.2 rebounds per game since returning on Feb. 12 vs. North Carolina from a shoulder injury that kept him out of 13 games
- Virginia is 3-3 since his return after going 4-9 during his absence
- At Miami he set career highs with 16 points and 13 rebounds (his second career double-double)
- At Georgia Tech he had 15 points and seven rebounds

### SINGLETERY SCORES CAREER HIGH AT MIAMI:

- Sean Singletary scored a career-high 41 points at Miami
- The 41 points were the most scored in a game by a Cavalier since Donald Hand had 41 vs. NC State in 1999
- Singletary tied his career high with 12 field goals
- It is the second highest scoring game in the ACC this season (Tyrese Rice scored 46 points vs. UNC the same day)

### CAREER HIGHS AT MIAMI:

- Sean Singletary's 41 points was not the only career high set at Miami
- Laurynas Mikaluskas set career highs with 16 points and 13 rebounds
- Jamil Tucker scored a career-high 14 points

### SINGLETERY A THIEF AGAINST NC STATE:

- Sean Singletary set a career high and tied the UVA single-game record with seven steals vs. NC State (2/24)
- His seven steals are the most in a game by an ACC player this season

### SINGLETERY LEADS VIRGINIA PAST BOSTON COLLEGE:

- Sean Singletary had his third double-double of the season with 19 points and 10 assists vs. BC on Jan. 19
- The 10 assists tied his career high

### SINGLETERY SHINES AGAINST VIRGINIA TECH:

- Sean Singletary had a double-double with 34 points and 10 rebounds vs. Virginia Tech on Jan. 16
- He scored 49.3 percent (34 of 69) of Virginia's points in the game, the highest percentage for a Cavalier since Singletary scored 35 of 69 UVA points (50.7 percent) at Gonzaga on Dec. 17, 2005
- It marked the fourth 30-point game of his career
- His 12 made field goals set a career high (since tied)
- His 10 rebounds tied a career high

### CAVALIERS RECORD HISTORIC BIG TEN/ACC CHALLENGE WIN:

- Virginia's 94-52 win over Northwestern helped the ACC win its ninth consecutive Big Ten/ACC Challenge, 8-3
- The Cavaliers' 42-point victory over the Wildcats is the biggest margin of victory in the history of the event
- In the game, the Cavaliers made 16 three-point field goals

### JOSEPH HAS CAREER REBOUNDING HIGH AGAINST SETON HALL:

- Against Seton Hall, Adrian Joseph had a career-high 16 rebounds
- Joseph has had six double-digit rebounds games this season

### SCOTT ON THE BOARDS AGAINST PENN:

- Against Penn, first-year Mike Scott had 13 rebounds
- It was the most rebounds by a Cavalier freshman since Travis Watson had 15 rebounds against NC State (Jan. 12, 2000)

### SINGLETERY NAMED ACC PLAYER OF THE WEEK:

- Sean Singletary was named ACC Player of the Week on Nov. 19 after leading Virginia to wins over Howard and at Arizona
- Singletary had 23 points and eight assists against the Bison and followed with 24 points and eight assists in the upset of the No. 17 Wildcats
- It is the fourth ACC Player of the Week honor of Singletary's career

### SPREADING THE WEALTH:

- Against Howard, 13 different Cavaliers scored
- It was the most different players to score in a game for UVA since 14 different players scored in a 93-47 win over Winthrop on December 1, 1990

## IN THE POLLS

### ASSOCIATED PRESS (3/3)

1.	<b>North Carolina</b>	<b>27-2</b>
2.	Memphis	26-1
3.	UCLA	26-3
4.	Tennessee	26-3
5.	Kansas	26-3
6.	<b>Duke</b>	<b>25-3</b>
7.	Stanford	24-4
8.	<b>Xavier</b>	<b>25-4</b>
9.	Texas	24-5
10.	Wisconsin	24-4
11.	Georgetown	24-4
12.	Louisville	24-6
13.	Connecticut	23-6
14.	Butler	27-3
15.	Purdue	23-6
16.	Vanderbilt	24-5
17.	Michigan State	23-6
18.	Indiana	24-5
19.	Notre Dame	22-6
20.	Drake	25-4
21.	Marquette	21-7
22.	Gonzaga	23-6
23.	Washington State	22-7
24.	<b>Clemson</b>	<b>21-7</b>
25.	Davidson	23-6

### Others Receiving Votes:

BYU, Mississippi State, South Alabama, Pittsburgh, Saint Mary's, Kent State, **Miami (Fla.)**, Baylor, UAB, USC, Arizona State, VCU, Western Kentucky, Texas A&M, Cornell, Robert Morris, Stephen F. Austin.

### ESPN/USA Today (3/3)

1.	<b>North Carolina</b>	<b>27-2</b>
2.	UCLA	26-3
3.	Memphis	28-1
4.	Tennessee	26-3
5.	<b>Duke</b>	<b>25-3</b>
6.	Kansas	26-3
7.	Stanford	24-4
8.	Wisconsin	24-4
9.	Texas	24-5
10.	Georgetown	24-4
11.	<b>Xavier</b>	<b>25-4</b>
12.	Butler	27-3
13.	Louisville	24-6
14.	Connecticut	23-6
15.	Purdue	23-6
16.	Vanderbilt	24-5
17.	Indiana	24-5
18.	Michigan State	23-6
19.	Notre Dame	22-6
20.	Marquette	21-7
21.	Drake	25-4
22.	Washington State	22-7
23.	Gonzaga	23-6
24.	BYU	23-6
25.	Mississippi State	20-8

### Others Receiving Votes:

**Clemson**, Saint Mary's, Davidson, Pittsburgh, UNLV, USC, Baylor, Kentucky, South Alabama, Western Kentucky, Arizona State.

### VIRGINIA IN THE ACC STATS (3/7)

#### TEAM STATISTICS

Scoring Offense:	76.3	5th
Scoring Defense:	73.7	11th
Scoring Margin:	+2.6	9th
Field Goal %:	.430	12th
Field Goal % Def.:	.441	11th
Free Throw %:	.713	5th
3FG %:	.364	6th
3FG Made/Game:	8.29	2nd
3FG % Defense:	.361	11th
Offensive Rebounds:	13.61	3rd
Defensive Rebounds:	26.32	3rd
Rebounding Margin:	+5.8	2nd
Assists:	13.36	9th
Assist/Turnover:	0.94	8th
Turnover Margin:	-0.43	9th
Steals:	5.93	10th
Blocked Shots:	2.11	12th

#### INDIVIDUAL STATISTICS

Sean Singletary		
- Scoring	19.6	3rd
- Assists	5.82	2nd
- Free Throw %	.849	6th
- Steals	1.82	6th
- Minutes played	34.00	8th
Adrian Joseph		
- Rebounding	6.3	15th

### VIRGINIA IN THE NCAA STATS (3/3)

#### TEAM STATISTICS

3FG Made/Game:	8.5	31st
Rebounding Margin:	+6.0	20th

Sean Singletary		
- Scoring	19.8	40th
- Assists	5.8	29th
- Free Throw %	.844	61st
- Steals	1.8	85th

#### HEAD COACH DAVE LEITAO:

- 2007 ACC Coach of the Year
- First Virginia coach to win the honor since Terry Holland in 1982
- 50-40 record in three seasons at Virginia, including a 22-25 mark in the ACC
- First Virginia coach to have a winning ACC record over first two seasons as coach
- Overall record of 130-109 in eight seasons as a head coach

#### LEITAO HONORED BY DICK VITALE:

- ESPN's Dick Vitale named Dave Leitao his national coach of the week on Nov. 19
- Leitao led Virginia to a 75-72 win at No. 17 Arizona that week

#### SEAN SINGLETARY RECEIVES PRESEASON ACCOLADES:

- First-team Collegehoops.net preseason All-American
- Third-team CBSsportsline.com preseason All-American
- CollegelInsider.com preseason All-American
- Top 50 preseason candidate for the John R. Wooden Award
- Preseason Watch List for the Naismith Trophy presented by AT&T
- Bob Cousy Award presented by The Hartford (nation's top point guard) preseason list
- One of 30 candidates for the Lowe's Senior CLASS Award
- Preseason All-ACC
- No. 4 on Luke Winn's Top 15 Seniors on SI.com

#### SINGLETARY, JOSEPH ARE VIRGINIA'S CAPTAINS:

- Seniors Sean Singletary and Adrian Joseph are co-captains for the 2007-08 season
- Singletary is a captain for the third consecutive year while Joseph is a captain for the first time
- Singletary joins Donald Hand (a captain from 98-99 through 00-01) as the only three-year captains in Virginia history

#### AT HOME AT JOHN PAUL JONES ARENA:

- Virginia has an all-time record of 26-7 at John Paul Jones Arena
- UVa has a 10-6 home record this season
- The Cavaliers posted a 16-1 home record last year in the first season in John Paul Jones Arena
- Virginia was the only ACC team to go undefeated at home in conference play last year (8-0)
- The Cavaliers averaged 13,521 fans per game last year in the debut season at JPJA

#### BASKETBALL SEATING FIGURE FOR JPJA CHANGES:

- After completing the first year in the John Paul Jones Arena, the Virginia athletics department has made an adjustment to the arena's seating figure for basketball. During the 2006-07 season, several seating areas were altered to accommodate needs within the arena. This led to an overall reduction of seats. These accommodations include seats converted to accessible seating and press tables for the media area. Additional seats have been removed from the usable inventory in an effort to improve sightlines and comfort. As a result of the changes, the arena's seating for men's basketball is now 14,593.

#### VIRGINIA SIGNS THREE TO NATIONAL LETTERS OF INTENT:

- Head Coach Dave Leitao announced on Nov. 19 that three players have signed national letters of intent to join the Cavalier program in 2008-09
- 6-11 center John Brandenburg (Des Peres, Mo.), who averaged 8.2 points, 7.9 rebounds and 2.4 blocks per game last season as a junior at De Smet Jesuit H.S. in St. Louis
- 6-6 guard Sylvan Landesberg (Flushing, N.Y.), who averaged 25.7 points, 10.5 rebounds and 3.6 assists per game last season as a junior at Holy Cross High School and was named the Catholic High School Athletic Association Player of the Year. He was selected as a 2008 McDonald's All-American
- 7-0 center Assane Sene (Senegal), who is in his first season of basketball in the United States at South Kent Preparatory School in South Kent, Conn.

#### UP NEXT:

- Virginia will travel to Charlotte next week for the 55th Annual ACC Tournament
- The Cavaliers will open play at the tournament on Thursday (opponent and time TBA)

**2007-08 VIRGINIA MEN'S BASKETBALL ROSTER**

<b>NO.</b>	<b>NAME</b>	<b>POS.</b>	<b>HT.</b>	<b>WT.</b>	<b>CLASS</b>	<b>HOMETOWN/HIGH SCHOOL (Previous School)</b>
1	Jeff Jones	G	6-4	193	Fr.	Chester, Pa./Monsignor Bonner
2	Mustapha Farrakhan	G	6-4	175	Fr.	Harvey, Ill./Thornton Township
4	Calvin Baker	G	6-2	186	So.	Newport News, Va./Woodside (William & Mary)
11	Laurynas Mikalauskas	F	6-8	246	Jr.	Palanga, Lithuania/Blue Ridge School
12	Jamil Tucker	F	6-8	241	So.	Gary, Ind./West Side
13	Sammy Zeglinski	G	6-0	175	Fr.	Philadelphia, Pa./The William Penn Charter School
21	Tunji Soroye	C	6-11	252	Sr.	Dugbe Ibadan, Nigeria/Montrose Christian School
22	Will Sherrill	F	6-9	215	Fr.	New York, N.Y./Phillips Academy Andover
24	Mamadi Diane	G/F	6-5	201	Jr.	Potomac, Md./DeMatha Catholic
30	Adrian Joseph*	F	6-7	201	Sr.	San Fernando, Trinidad/Brewster Academy
31	Andy Burns	F	6-8	212	So.	Alexandria, Va./Bishop Ireton
32	Mike Scott	F	6-8	233	Fr.	Chesapeake, Va./Hargrave Military Academy
34	Ryan Pettinella	F/C	6-9	249	Sr.	Webster, N.Y./McQuaid Jesuit (Penn)
43	Will Harris	F/G	6-6	245	So.	Corona, N.Y./Brewster Academy
44	Sean Singletary*	G	6-0	185	Sr.	Philadelphia, Pa./The William Penn Charter School
45	Solomon Tat	G/F	6-5	223	So.	Jos Plateau, Nigeria/Community Christian School
55	Jerome Meyinsse	F/C	6-8	245	So.	Baton Rouge, La./McKinley

\* Co-Captain

**HEAD COACH:**

Dave Leitao

**ASSISTANT COACHES:**

Bill Courtney

Drew Diener

Steve Seymour

**DIRECTOR OF BASKETBALL OPERATIONS:**

Rick Brunson

**STRENGTH & CONDITIONING COACH:**

Shaun Brown

**ASSISTANT DIR. OF OPERATIONS/VIDEO:**

Oliver Winterbone

**ATHLETIC TRAINER:**

Ethan Saliba

**PRONUNCIATION GUIDE**

Mamadi Diane

Mom-uh-dee Dee-on-ee

Mustapha Farrakhan

Moo-sta-fa Fair-uh-con

Dave Leitao

Lay-toe

Jerome Meyinsse

Me-yin-see

Laurynas Mikalauskas

La-ree-nus Mick-a-laus-cuss

Ryan Pettinella

Pet-in-ella

Tunji Soroye

Ton-jee Suh-roy-yay

Jamil Tucker

Ja-mill

Sammy Zeglinski

Zuh-glin-ski

## CAVALIER CAREER RECORD BOOK

### POINTS

1. Bryant Stith (1989-92)	2,516
2. Jeff Lamp (1978-81)	2,317
3. Buzzy Wilkinson (1953-55)	2,233
4. Ralph Sampson (1980-83)	2,228
<b>5. Sean Singletary (2005-pres.)</b>	<b>1,975</b>
6. Junior Burrough (1992-95)	1,970
7. Wally Walker (1973-76)	1,849
8. Chris Williams (1999-02)	1,812
9. Harold Deane (1994-97)	1,763
10. Curtis Staples (1995-98)	1,757
11. J.R. Reynolds (2004-07)	1,683
12. John Crotty (1988-91)	1,646
13. Bob McCarty (1954-56)	1,625
14. Travis Watson (2000-03)	1,546
15. Richard Morgan (1986-89)	1,540
16. Donald Hand (1998-01)	1,486
17. Othell Wilson (1981-84)	1,469
18. Barry Parkhill (1971-73)	1,437
19. Jim Connelly (1965-67)	1,426
20. Lee Raker (1978-81)	1,423

### FIELD GOALS

1. Ralph Sampson (1980-83)	899
2. Bryant Stith (1989-92)	856
3. Jeff Lamp (1978-81)	841
4. Buzzy Wilkinson (1953-55)	784
5. Wally Walker (1973-76)	779
6. Junior Burrough (1992-95)	759
7. Chris Williams (1999-02)	650
8. Bob McCarty (1954-56)	643
<b>9. Sean Singletary (2005-pres.)</b>	<b>610</b>
10. Richard Morgan (1986-89)	605

### 3-POINT FIELD GOALS

1. Curtis Staples (1995-98)	413
2. Harold Deane (1994-97)	237
3. J.R. Reynolds (2004-07)	221
<b>4. Sean Singletary (2005-pres.)</b>	<b>214</b>
5. John Crotty (1988-91)	179
6. Devin Smith (2003-05)	161
7. Donald Hand (1998-01)	156
Todd Billet (2003-04)	156
<b>9. Adrian Joseph (2005-pres.)</b>	<b>152</b>
10. Cory Alexander (1992-95)	142

### FREE THROWS MADE

1. Bryant Stith (1989-92)	690
2. Buzzy Wilkinson (1953-55)	665
3. Jeff Lamp (1978-81)	635
4. Harold Deane (1994-97)	546
<b>5. Sean Singletary (2005-pres.)</b>	<b>541</b>
6. Donald Hand (1998-01)	444
7. Junior Burrough (1992-95)	439
8. Ralph Sampson (1980-83)	427
9. John Crotty (1988-91)	413
10. J.R. Reynolds (2004-07)	402

### ASSISTS

1. John Crotty (1988-91)	683
2. Jeff Jones (1979-82)	598
<b>3. Sean Singletary (2005-pres.)</b>	<b>548</b>
4. Donald Hand (1998-01)	529
5. Othell Wilson (1981-84)	493
6. Harold Deane (1994-97)	468
7. John Johnson (1985-88)	426
8. Cory Alexander (1992-95)	401
9. Barry Parkhill (1971-73)	369
10. J.R. Reynolds (2004-07)	317

### STEALS

1. Othell Wilson (1981-84)	222
<b>2. Sean Singletary (2005-pres.)</b>	<b>191</b>
3. Jeff Jones (1979-82)	189
Chris Williams (1999-02)	189
5. Harold Deane (1994-97)	179
Donald Hand (1998-01)	179
7. Bryant Stith (1989-92)	177
8. Richard Morgan (1986-89)	160
9. Adam Hall (1999-02)	157
10. Bobby Stokes (1976-79)	154

### BLOCKED SHOTS

1. Ralph Sampson (1980-83)	462
2. Chris Alexander (1993-96)	148
3. Travis Watson (2000-03)	130
4. Kris Hunter (1997-99)	126
5. Jason Clark (2002-05)	112
6. Steve Castellan (1976-79)	108
7. Chris Williams (1999-02)	97
8. Junior Burrough (1992-95)	96
9. Colin Ducharme (1997-00)	88
10. Olden Polynice (1984-86)	86
-- <b>Tunji Soroye (2005-pres.)</b>	<b>78</b>

### ACC CAREER SCORING LEADERS

1. J.J. Redick (Duke)	2,769
2. Dickie Hemric (Wake Forest)	2,587
3. Johnny Dawkins (Duke)	2,556
4. Rodney Monroe (NC State)	2,551
5. Bryant Stith (Virginia)	2,516
6. Christian Laettner (Duke)	2,460
7. Mike Gminski (Duke)	2,323
8. Jeff Lamp (Virginia)	2,317
9. David Thompson (NC State)	2,309
10. Phil Ford (North Carolina)	2,290
11. Juan Dixon (Maryland)	2,269
12. Buzzy Wilkinson (Virginia)	2,233
13. Ralph Sampson (Virginia)	2,228
14. Matt Harpring (Georgia Tech)	2,225
15. Randolph Childress (Wake Forest)	2,208
16. Mark Price (Georgia Tech)	2,193
17. Len Chapell (Wake Forest)	2,165
18. Danny Ferry (Duke)	2,155
19. Len Bias (Maryland)	2,149
20. Sam Perkins (North Carolina)	2,145
21. Mark Alarie (Duke)	2,136
22. Bob Sura (Florida State)	2,130
23. Tim Duncan (Wake Forest)	2,117
24. Dennis Scott (Georgia Tech)	2,115
25. Tom Hammonds (Georgia Tech)	2,081
26. Jason Williams (Duke)	2,079
Gene Banks (Duke)	2,079
28. Albert King (Maryland)	2,058
29. Travis Best (Georgia Tech)	2,057
30. Lenny Rosenbluth (North Carolina)	2,045
31. Julius Hodge (NC State)	2,040
32. Skip Brown (Wake Forest)	2,034
33. Adrian Branch (Maryland)	2,017
34. Al Wood (North Carolina)	2,015
John Lucas (Maryland)	2,015
36. Jim Spanarke (Duke)	2,012
37. Charles Scott (North Carolina)	2,007
38. Rod Griffin (Wake Forest)	1,985
Tyler Hansbrough (North Carolina)	1,985
40. Shane Battier (Duke)	1,984
Art Heyman (Duke)	1,984
42. Larry Miller (North Carolina)	1,982
43. James Forrest (Georgia Tech)	1,978
<b>44. Sean Singletary (Virginia)</b>	<b>1,975</b>
45. Trajan Langdon (Duke)	1,974
Antawn Jamison (North Carolina)	1,974
47. Junior Burrough (Virginia)	1,970
Charles Davis (Wake Forest)	1,970
49. Hawkeye Whitney (NC State)	1,967
50. Justin Gray (Wake Forest)	1,946

### CAVALIER SINGLE SEASON RECORD BOOK

#### FREE THROWS MADE

1. Buzzy Wilkinson (1954-55)	282
2. Buzzy Wilkinson (1953-54)	238
3. Bryant Stith (1989-90)	192
4. Sean Singletary (2006-07)	190
5. Bryant Stith (1991-92)	189
6. Jeff Lamp (1978-79)	181
7. Harold Deane (1994-95)	178
8. Jeff Lamp (1977-78)	173
9. J.R. Reynolds (2006-07)	164
10. Bob McCarty (1955-56)	163
-- <b>Sean Singletary (2007-08)</b>	<b>157</b>

#### ASSISTS

1. John Crotty (1989-90)	214
2. John Crotty (1988-89)	208
3. Jeff Jones (1979-80)	200
4. John Johnson (1986-87)	194
5. Donald Hand (2000-01)	174
6. John Crotty (1990-91)	169
<b>7. Sean Singletary (2007-08)</b>	<b>163</b>
8. Othell Wilson (1982-83)	152
9. Sean Singletary (2006-07)	151
10. Harold Deane (1994-95)	147

#### STEALS

1. Othell Wilson (1983-84)	69
2. Othell Wilson (1981-82)	61
3. Donald Hand (1998-99)	57
4. Jeff Jones (1980-81)	56
5. Richard Morgan (1988-89)	55
6. Sean Singletary (2005-06)	54
7. Jeff Jones (1981-82)	53
Ricky Stokes (1983-84)	53
<b>9. Sean Singletary (2007-08)</b>	<b>51</b>
Bryant Stith (1990-91)	51
Chris Williams (1999-00)	51

### SENIOR DAY - THE CLASS OF 2008

#### CLASS NOTES

- Led Virginia to 64-55 record over the past four years
- 2007 ACC regular season co-champions
- 2007 NCAA Tournament second round
- 2006 NIT
- Eight wins over ranked opponents

#### ADRIAN JOSEPH

- Started every game of his senior season
- Averaging 10.3 points and 6.3 rebounds this season, both career-highs
- Five double-doubles this season
- Ranks ninth in school history with 152 career 3-pointers
- Had a career-high 16 rebounds this season vs. Seton Hall

#### RYAN PETTINELLA

- Played at Virginia the last two seasons after transferring from Penn
- Has started 22 games as a Cavalier, including 15 this season
- Has two double-doubles as a Cavalier
- Set UVa career high with 11 rebounds at Wake Forest this season

#### SEAN SINGLETARY

- Started all 118 games he played in during his Virginia career
- Ranks fifth in career scoring at Virginia
- Enters Sunday's game 25 points from reaching the 2,000 career point mark
- Ranks in the top 10 at Virginia in six different career categories (points, field goals, 3-pointers, free throws made, assists, steals)
- Two-time 1st Team All-ACC
- 2007 3rd Team NABC All-American
- Only Division I player this season to have a 40-point game, a 10-rebound game, and a 10-assist game

#### TUNJI SOROYE

- Played in just two games this season due to injury
- Started 36 games in his career
- The Cavaliers' active leader in blocked shots with 78

## THE LAST TIME...

### **VIRGINIA INDIVIDUALS**

- **Scored 30 points:** Sean Singletary (34) vs. Virginia Tech (1/16/08)
- **Scored 40 points:** Sean Singletary (41) at Miami (3/1/08)
- **Two players with 20 points:** J.R. Reynolds (28) and Sean Singletary (23) vs. Albany (3/16/07)
- **Three players with 20 points:** Chris Williams (27), Roger Mason, Jr. (22) and Donald Hand (20) vs. Duke (1/5/00)
- **Four players with 20 points:** Chris Williams (23), Donald Hand (22), Adam Hall (21), and Travis Watson (20) vs. Georgetown (3/15/00)
- **A player with back-to-back 25-point games:** J.R. Reynolds (28) vs. Albany (3/16/07) and (26) vs. Tennessee (3/18/07)
- **One player scored in double figures:** Adrian Joseph (10) vs. Puerto Rico-Mayaguez (12/21/06)
- **Five players scored in double figures:** Calvin Baker (16), Mamadi Diane (16), Adrian Joseph (13), Jamil Tucker (13), Sean Singletary (11) vs. Georgia tech (1/27/08)
- **Six players scored in double figures:** Travis Watson (17), Roger Mason, Jr. (15), Chris Williams (15), Elton Brown (14), Jermaine Harper (12), and Adam Hall (10) vs. Grambling (12/30/01)
- **Seven players scored in double figures:** Cornel Parker (20), Junior Burrough (15), Ted Jeffries (14), Cory Alexander (13), Jason Williford (12), Yuri Barnes (11) and Doug Smith (11) vs. Clemson (1/13/93)
- **Had 15 rebounds:** Adrian Joseph (16) vs. Seton Hall (11/24/07)
- **Had 20 rebounds:** Travis Watson (20) vs. Wofford (1/2/03)
- **Had 25 rebounds:** Bob Mortell (25) vs. Washington & Lee (2/27/60)
- **Two players with 10 rebounds:** Mike Scott (11) and Adrian Joseph (10) vs. Longwood (12/7/07)
- **Three players with 10 rebounds:** Yuri Barnes (13), Jason Williford (12) and Junior Burrough (11) vs. Rice (12/4/93)
- **Double-Double:** Laurynas Mikalauskas (16 pts, 13 rebs) at Miami (3/1/08)
- **Two players had a double-double:** Adrian Joseph (23 pts, 11 rebs) and Mike Scott (10 pts, 13 rebs) at Penn (11/23/07)
- **Three players had a double-double:** Jason Williford (10 pts, 15 rebs), Ted Jeffries (23 pts, 10 rebs), and Cornel Parker (11 pts, 11 rebs) at William & Mary (1/25/93)
- **Double-Double with points and assists:** Sean Singletary (19 pts, 10 assts) vs. Boston College (1/19/08)
- **Triple-Double:** Ralph Sampson (15 pts, 22 rebs, 10 blks) vs. Old Dominion (12/29/79)
- **Four Double-Doubles in a row:** Travis Watson (29 pts, 12 rebs) at NC State (2/6/02), (20 pts, 10 rebs) vs. Clemson (2/10/02), (17 pts, 10 rebs) vs. UNC (2/12/02), (13 pts, 12 rebs) at Wake (2/17/02)
- **20 points and 20 rebounds:** Travis Watson (21 pts, 20 rebs) vs. Wofford (1/2/03)
- **10 assists:** Sean Singletary (10) vs. Boston College (1/19/08)
- **5 Blocked Shots:** Jason Cain (5) vs. UNC (1/19/06)
- **5 Steals:** Sean Singletary (7) vs. NC State (2/24/08)
- **Led UVA in Points, Rebounds and Assists:** Sean Singletary (34 pts, 10 rebs, 3 assts) vs. Va Tech (1/16/08)
- **Hit a last second shot to win a game:** Sean Singletary vs. Duke (2/1/07) [jumper with one second in OT]; J.R. Reynolds vs. Loyola Marymount (12/23/04) [layup with 1.5 seconds in regulation]
- **Played every minute:** Sean Singletary vs. Virginia Tech (2/12/05)
- **Played 40 or more minutes:** Adrian Joseph (42) at Virginia Tech (2/2/08)

### **VIRGINIA TEAM**

- **Won in Overtime:** vs. Duke, 68-66 (2/1/07)
- **Lost in Overtime:** at Virginia Tech, 65-72 (2/2/08)
- **Played Two Overtimes:** vs. Maryland, L 89-92 (2/19/05)
- **Played Three Overtimes:** vs. Georgetown, L 111-115 (3/15/00)
- **Shot 70 percent for a Half:** 72.2% (13-18) vs. Wake Forest 2nd Half (2/24/96)
- **Shot 60 percent in a Game:** 61.0% (36-59) vs. LIU (11/17/00)
- **Shot less than 30 percent in a Game:** 27.9% (17-61) vs. North Carolina (3/10/06)
- **Shot 90 percent from the free throw line:** 94.7 % (18-19) vs. Georgia Tech (2/24/07)
- **Shot 50 percent from 3-point line:** 50.0% (9-18) at Boston College (2/17/08)
- **Shot less than 30 percent in a half:** 29.0% (9-31) in 2nd Half at Wake Forest (3/3/07)
- **Shot less than 20 percent in a half:** 18.9% (7-37) in the 1st half at Duke (1/13/01)
- **Shot 55 percent or better and lost:** 56.9% (29-51) vs. Duke (3/14/03)
- **Attempted 50 FTs:** 52 (made 34) vs. Howard (12/12/94)
- **Made 30 FTs:** 31 (36 att.) vs. Tennessee (3/18/07)
- **Made 10 3-pt FGs:** 12 vs. Georgia Tech (1/27/08)
- **Failed to make a 3-pt FG:** at Georgia Tech (12/4/05)
- **Had 50 rebounds:** 51 vs. Hartford (12/30/07)
- **Had 25 assists:** 27 vs. Howard (11/21/01)
- **Had 15 steals:** 16 vs. NC State (2/24/08)
- **Had 10 blocks:** 12 vs. Longwood (2/13/07)
- **Scored 50 pts in a half:** 54 at Miami, 2nd half (3/1/08)
- **Scored 60 pts in a half:** 60 vs. Gonzaga, 1st half (1/3/07)
- **Scored 70 pts in a half:** 70 vs. Coastal Carolina, 2nd half (10/20/00)
- **Scored 100 pts (ACC):** 103 vs. Maryland (1/16/07)
- **Scored 100 pts (non-conf):** 100 at Penn (11/23/07)
- **Scored under 20 pts in 1st half:** 17 at Ga. Tech (12/4/05)
- **Scored under 20 pts in 2nd half:** 12 vs. UNC (2/11/98)
- **Scored under 50 pts in a game:** 49 at Stanford (3/14/06)

### **OPPONENT INDIVIDUALS**

- **Scored 30 points:** Jack McClinton (34), Miami (3/1/08)
- **Scored 35 points:** J.J. Redick (40), Duke (1/28/06)
- **Scored 40 points:** J.J. Redick (40), Duke (1/28/06)
- **Scored 50 points:** Len Chappell (50), Wake (2/12/62)
- **Two players with 20 points:** Brandon Costner (22) and Gavin Grant (20), NC State (3/9/07)
- **Three players with 20 points:** Juan Dixon (23), Chris Wilcox (21), and Lonny Baxter (20), at Maryland (3/3/02)
- **Two players with 30 points:** Trevor Powell (31) and Tony Smith (31), Marquette (2/3/90)
- **Five players scored in double figures:** Gerald Henderson (19), Kyle Singler (18), DeMarcus Nelson (16), Greg Paulus (14), Jon Scheyer (10), Duke (3/5/08)
- **Six players scored in double figures:** Chris Paul (21), Justin Gray (17), Eric Williams (15), Jamaal Levy (12), Taron Downey (11) and Vytas Danelius (10), Wake Forest (1/2/05)
- **Seven players scored in double figures:** Stanley Burrell (15), Drew Lavender (13), C.J. Anderson (12), B.J. Raymond (12), Josh Duncan (11), Charles Bronson (11), and Jason Love (10), at Xavier (1/3/08)
- **Double-Double:** Cliff Hammonds (16 pts, 11 assts), Clemson (2/7/08)

- **Two players had a double-double:** Donte Green (20 pts, 10 rebs) and Paul Harris (10 pts, 14 rebs), Syracuse (12/5/07)
- **Had 15 rebounds:** Al Thornton (16), Florida State (2/17/07)
- **Had 20 rebounds:** Tim Duncan (23), Wake (2/22/97)
- **Had 10 assists:** Cliff Hammonds (11), Clemson (2/7/08)
- **5 Blocked Shots:** Maurice Sumter (5), Longwood (2/13/07)
- **5 Steals:** Toney Douglas (6), at Florida State (1/23/08)
- **Hit a last second shot to win a game:** Deron Washington of Virginia Tech (1/16/08) [0.0 seconds in overtime]

### **OPPONENT TEAM**

- **Shot less than 30 percent in a Game:** 28.3% (17-60) Longwood (12/7/07)
- **Shot less than 30 percent in a Game (ACC):** 29.0% (20-69), Wake Forest (2/24/96)
- **Shot 60 percent in a Game:** 63.8% (37-58), at Xavier (1/3/08)
- **Shot 55 percent or better and lost:** 55.2% (32-58), Iowa State (12/31/03)
- **Scored 100 pts:** 108, at Xavier (1/3/08)
- **Scored 60 pts in a half:** 60, at Miami, 2nd half (3/1/08)
- **Scored under 20 pts in 1st half:** 18, NC State (2/24/08)
- **Scored under 20 pts in 2nd half:** 18 at Richmond (11/22/05)
- **Scored under 50 pts in a game:** 49, Longwood (2/13/07)
- **Had 25 assists:** 27, at Xavier (1/3/08)
- **Had 15 steals:** 15, Providence (1/3/04)
- **Had 10 blocks:** 11 at Virginia Tech (2/10/07)
- **Failed to make a 3-pt FG:** vs. Arizona State (11/27/99)



# John Paul Jones Arena Records

## JPJA ATTENDANCE

Crowd /Opponent	Results	Date
11,893 Vermont	W, 90-72	11/11/07
11,162 Howard	W, 92-53	11/14/07
10,975 Drexel	W, 72-58	11/20/07
12,609 Northwestern	W, 94-52	11/27/07
13,603 Syracuse	L, 68-70	12/5/07
11,366 Longwood	W, 76-57	12/7/07
10,516 Hampton	W, 79-65	12/19/07
11,626 Elon	W, 91-61	12/22/07
11,647 Hartford	W, 78-70	12/30/07
14,433 Virginia Tech	L, 69-70 (ot)	1/16/08
14,039 Boston College	W, 84-66	1/19/08
14,138 Georgia Tech	L, 82-92 (ot)	1/27/08
13,929 Clemson	L, 51-82	2/7/08
13,765 North Carolina	L, 74-75	2/12/08
13,630 NC State	W, 78-60	2/24/08
14,293 Duke	L, 70-86	3/5/08
Maryland		3/9/08

\* - Capacity = 14,593

## RECORD AT JPJA

2006-07 to present 33 games..... 26-7

## LONGEST WIN STREAK

12 games

from 1/16/07 vs. Maryland  
through 11/27/07 vs. Northwestern

## LONGEST LOSING STREAK

3 games

from 1/27/08 vs. Georgia Tech  
through 2/12/08 vs. North Carolina

## MISCELLANEOUS

<b>Biggest Comeback:</b>	19 points vs. Arizona, 11/12/06
<b>Biggest Lead Given up in a Loss:</b>	13 points vs. Georgia Tech, 1/27/08
<b>Largest Lead:</b>	45 points vs. Northwestern, 11/27/07
<b>Biggest Deficit:</b>	38 points vs. Clemson, 2/7/08
<b>Largest Margin of Victory:</b>	42 points, vs. Northwestern, 11/27/07
<b>Largest Margin of Defeat:</b>	31 points, vs. Clemson, 2/7/08
<b>Overtime Games (Record):</b>	3 (1-2) Last: 82-92 loss vs. Georgia Tech, 1/27/08

## VIRGINIA PLAYERS

<b>Points:</b>	40, J.R. Reynolds vs. Wake Forest, 1/21/07
<b>Most 1st Half Points:</b>	23, Sean Singletary vs. Virginia Tech, 1/16/08
<b>Most 2nd Half Points:</b>	20, three times Last by J.R. Reynolds vs. Duke, 2/1/07
<b>Rebounds:</b>	16, Jason Cain vs. Maryland, 1/16/07
<b>Field Goals:</b>	12, J.R. Reynolds vs. Wake Forest, 1/21/07 12, Sean Singletary vs. Virginia Tech, 1/16/08
<b>Field Goal Attempts:</b>	21, three times Last by Sean Singletary vs. Virginia Tech, 1/16/08
<b>Field Goal Pct.:</b>	.800 (8-10), Jason Cain vs. UMES, 11/26/06
<b>3-Point Field Goals:</b>	7, Sean Singletary vs. Gonzaga, 1/3/07
<b>3-Point FG Attempts:</b>	12, Sean Singletary vs. Gonzaga, 1/3/07 12, Sean Singletary vs. Georgia Tech, 2/24/07
<b>3-Point FG Pct.:</b>	.833 (5-6), Mamadi Diane vs. Arizona, 11/12/06
<b>Free Throws Made:</b>	14, Sean Singletary vs. Hampton, 12/16/06
<b>Free Throw Attempts:</b>	16, Sean Singletary vs. Hampton, 12/16/06
<b>FT Pct.:</b>	1.000(12-12), Sean Singletary vs. UNC Asheville, 11/22/06
<b>Assists:</b>	10, Sean Singletary vs. Northwestern, 11/27/07 10, Sean Singletary vs. Boston College, 1/19/08
<b>Steals:</b>	7, Sean Singletary vs. NC State, 2/24/08
<b>Blocks:</b>	3, Tunji Soroye vs. Longwood, 2/13/07 3, Mike Scott vs. Duke, 3/5/08

## VIRGINIA TEAM

<b>Most Points:</b>	108 vs. Gonzaga, 1/3/07
<b>Fewest Points:</b>	51 vs. Clemson, 2/7/08
<b>Most 1st Half:</b>	60 vs. Gonzaga, 1/3/07
<b>Fewest 1st Half:</b>	24 vs. Clemson, 2/7/08
<b>Most 2nd Half:</b>	57 vs. Arizona, 11/12/06
<b>Fewest 2nd Half:</b>	25 vs. Va. Tech, 1/16/08
<b>Rebounds:</b>	54 vs. UMES, 11/26/06
<b>Field Goals:</b>	37 vs. Howard, 11/14/07
<b>Field Goal Attps.:</b>	78 vs. Georgia Tech, 1/27/08
<b>Field Goal Pct.:</b>	.547 (29-53) vs. Vermont, 11/11/07
<b>3-Pt. FG:</b>	18 vs. Gonzaga, 1/3/07
<b>3-Pt. FG Attempts:</b>	36 vs. Georgia Tech, 1/27/08
<b>3-Point FG Pct.:</b>	.625 (10-16) vs. Virginia Tech, 3/1/07
<b>Free Throws:</b>	39 vs. Maryland, 1/16/07
<b>FT Attempted:</b>	49 vs. Maryland, 1/16/07
<b>Free Throw Pct.:</b>	.964 (27-28) vs. American, 12/28/06
<b>Assists:</b>	24 vs. Howard, 11/14/07
<b>Steals:</b>	16 vs. NC State, 2/24/08
<b>Blocks:</b>	12 vs. Longwood, 2/13/07
<b>Most Turnovers:</b>	21 vs. Longwood, 12/7/07 21 vs. Hampton, 12/19/07
<b>Least Turnovers:</b>	6 vs. Boston Coll., 1/19/08

## OPPONENT PLAYERS

<b>Points:</b>	32, K.C. Rivers Clemson, 2/7/08
<b>Most 1st Half Points:</b>	17, Vincent Simpson Hampton, 12/19/07 17, Tyler Hansbrough UNC, 2/12/08
<b>Most 2nd Half Points:</b>	23, Al Thornton Florida State, 2/17/07
<b>Rebounds:</b>	16, Al Thornton Florida State, 2/17/07
<b>Field Goals:</b>	12, Al Thornton Florida State, 2/17/07 12, K. C. Rivers Clemson, 2/7/08
<b>Field Goal Attempts:</b>	23, Al Thornton Florida State, 2/17/07
<b>Field Goal Pct.:</b>	.714 (5-7), Gani Lawal Georgia Tech, 1/27/08
<b>3-Point Field Goals:</b>	8, K.C. Rivers Clemson, 2/7/08
<b>3-Pt. FG Attempts:</b>	11, five times Last by K.C. Rivers Clemson, 2/7/08
<b>3-Pt. FG Pct.:</b>	.750 (6-8), Derek Raivio Gonzaga, 1/3/07
<b>Free Throws Made:</b>	8, Ivan Radenovic Arizona, 11/12/06 12, Gani Lawal Georgia Tech, 1/27/08
<b>FT Attempted:</b>	12, Gani Lawal Georgia Tech, 1/27/08
<b>FT Pct.:</b>	.800 (8-10), Ivan Radenovic Arizona, 11/12/06
<b>Assists:</b>	11, Cliff Hammonds Clemson, 2/7/08
<b>Steals:</b>	4, five times Last by Cliff Hammonds Clemson, 2/7/08
<b>Blocks:</b>	5, Kenny George UNC Asheville, 11/22/06 5, Maurice Sumter Longwood, 2/13/07

## OPPONENT TEAM

<b>Most Points:</b>	92, Georgia Tech, 1/27/08
<b>Fewest Points:</b>	49, Longwood, 2/13/07
<b>Most 1st Half:</b>	49, Arizona, 11/12/06
<b>Fewest 1st Half:</b>	18, NC State, 2/24/08
<b>Most 2nd Half:</b>	61, Gonzaga, 1/3/07
<b>Fewest 2nd Half:</b>	20, Longwood, 2/13/07
<b>Rebounds:</b>	47, Virginia Tech, 1/16/08
<b>Field Goals:</b>	33, Maryland, 1/16/07 Georgia Tech, 1/27/08
<b>Field Goal Attps.:</b>	77, Maryland, 1/16/07
<b>Field Goal Pct.:</b>	.533 (32-60) Clemson, 2/7/08
<b>3-Pt. FG:</b>	16, Clemson, 2/7/08
<b>3-Pt. FG Attempts:</b>	39, Hartford, 12/30/07
<b>3-Point FG Pct.:</b>	.615 (16-26) Clemson, (2/7/08)
<b>Free Throws:</b>	25, Gonzaga, 1/3/07
<b>FT Attempted:</b>	29, Gonzaga, 1/3/07 Georgia Tech, 1/27/08
<b>Free Throw Pct.:</b>	.944 (17-18) American, 12/28/06
<b>Assists:</b>	22, Clemson, 2/7/08
<b>Steals:</b>	11, Hartford, 12/30/07
<b>Blocks:</b>	7, Longwood, 2/13/07
<b>Most Turnovers:</b>	25, NC State, 2/24/08
<b>Least Turnovers:</b>	6, Miami, 2/3/07



### GAME #1 • NOVEMBER 11, 2007

**VERMONT** 72  
**AT VIRGINIA** 90

VERMONT (0-2)		FG		FT		REB		A		TO		BS		S		TP	
Player	MP	FG	FT	(0-1)	A	TO	BS	S	TP								
Blakely	36	9-15	6-9	3-10	3	2	2	4	24								
McIntosh	23	2-6	2-2	0-3	1	0	1	1	7								
Shields	17	3-6	0-0	0-0	0	0	0	0	6								
Trimboli	37	7-17	0-0	0-2	3	4	0	2	16								
Cieplicki	29	5-12	2-2	0-1	2	1	0	0	13								
Accaoui	13	0-3	2-2	0-0	1	0	0	0	2								
Vier	11	0-3	0-0	0-0	1	0	0	0	2								
Powlovich	20	0-0	2-2	1-3	0	1	0	0	2								
Field	8	1-2	0-0	0-1	0	2	0	0	2								
Dean	1	0-0	0-0	0-0	0	0	0	0	0								
Robbins	1	0-1	0-0	0-0	0	0	0	0	0								
Kissel	4	0-0	0-0	0-0	0	0	0	0	0								
Team				3-5													
Totals	200	27-65	14-17	7-25	11	10	3	9	72								
		.415	.824														

VIRGINIA (1-0)		FG		FT		REB		A		TO		BS		S		TP	
Player	MP	FG	FT	(0-1)	A	TO	BS	S	TP								
Diane	29	4-7	1-3	1-8	1	4	0	0	10								
Joseph	31	7-11	0-0	0-6	3	1	1	0	19								
Pettinella	9	2-3	0-2	1-5	2	1	0	0	4								
Jones	23	3-4	2-3	1-6	1	0	1	0	8								
Singletary	31	4-9	10-12	1-5	6	6	0	4	19								
Farrakhan	4	0-2	0-0	0-0	0	0	0	0	0								
Baker	14	4-6	2-4	0-1	0	0	0	1	11								
Mikalaukas	19	2-2	4-6	2-4	0	1	0	0	8								
Tucker	17	1-4	2-2	0-2	0	0	2	0	5								
Zeglinski	7	0-1	0-0	0-1	1	3	0	0	0								
Burns	2	0-0	0-0	1-2	0	0	0	0	0								
Scott	2	0-1	2-2	1-1	0	0	0	0	2								
Harris	2	0-1	0-0	0-0	0	0	0	0	0								
Meynsse	10	2-2	0-0	1-2	0	2	0	0	4								
Team				2-3													
Totals	200	29-53	23-34	12-46	14	18	4	5	90								
		.547	.676														

3-Point Field Goals: (Verm.)--(4-17/235) McIntosh (1-2), Trimboli (2-7), Cieplicki (1-4), Accaoui (0-2), Vier (0-2). (UVA)--(9-19/474) Diane (1-3), Joseph (5-8), Singletary (1-2), Baker (1-1), Tucker (1-4), Zeglinski (0-1).

Vermont 32 40 72  
Virginia 46 44 90  
Attendance -- 11,893

Adrian Joseph and Sean Singletary each had 19 points to lead Virginia to a 90-72 season-opening victory over Vermont at John Paul Jones Arena. Calvin Baker added 11 points in his Cavalier debut and Mamadi Diane scored 10 points and grabbed a team-high eight rebounds.

The victory marked the 10th consecutive season-opening win for the Cavaliers.

Virginia had runs of 17-6 and 10-2 in the first half to build a 14-point advantage (46-32) at the break. Vermont could get no closer than nine points in the second half as the Cavaliers closed out the 18-point victory.

The Cavaliers out-rebounded the Catamounts 46-25 in the contest. Virginia shot 54.7 percent from the floor, including 47.4 percent from three-point range. Leading the UVA attack from behind the arc was Joseph, who tied a career high with five three-point field goals. Vermont shot 41.5 percent from the floor and just 23.5 percent from three-point range.

Vermont was led by Marqus Blakely, who posted a double-double with 24 points and 10 rebounds. Mike Trimboli added 16 points and Kyle Cieplicki had 13 points.

*"It feels good to come out and get a double-figure win against a good team. We made it a priority to just go out there and jump out on them. We wanted to come out, defend, and get some early buckets in transition and we did a good job of that."* - Sean Singletary

### GAME #2 • NOVEMBER 14, 2007

**HOWARD** 53  
**AT VIRGINIA** 92

HOWARD (0-2)		FG		FT		REB		A		TO		BS		S		TP	
Player	MP	FG	FT	(0-1)	A	TO	BS	S	TP								
Hampton	31	2-7	2-4	1-3	4	8	1	0	6								
Myatt	25	6-10	0-0	0-5	2	2	0	1	13								
Cooper	20	0-1	2-2	0-1	3	0	0	0	2								
White	36	2-11	0-0	0-6	7	2	0	0	6								
Smith	33	7-11	0-0	0-3	0	1	0	2	16								
Mukole	15	2-6	0-0	0-1	0	2	0	0	5								
Timothy	27	2-4	0-0	1-1	0	1	0	1	5								
Thomas	6	0-0	0-0	0-0	0	2	0	0	0								
Kirkpatrick	7	0-1	0-0	1-3	0	1	0	0	0								
Team				0-0													
Totals	200	21-51	4-6	3-23	16	19	1	6	53								
		.412	.667														

VIRGINIA (2-0)		FG		FT		REB		A		TO		BS		S		TP	
Player	MP	FG	FT	(0-1)	A	TO	BS	S	TP								
Diane	20	5-8	0-0	1-2	1	2	0	1	14								
Joseph	22	2-10	0-0	1-5	1	0	0	2	5								
Pettinella	21	2-3	1-2	5-5	0	1	1	0	5								
Jones	21	4-9	2-4	2-3	2	2	1	3	10								
Singletary	30	9-16	2-2	3-4	8	5	0	1	23								
Farrakhan	10	2-6	0-0	1-2	1	0	0	1	4								
Baker	17	4-8	0-0	2-8	5	0	0	0	11								
Mikalaukas	14	2-3	1-4	1-1	0	0	0	0	5								
Tucker	3	0-0	0-0	0-0	0	0	0	0	0								
Zeglinski	10	1-3	0-0	0-1	5	0	0	0	2								
Sherrill	2	1-1	0-0	0-0	0	0	0	0	2								
Burns	2	0-1	0-0	0-0	0	0	0	0	0								
Scott	14	3-4	0-1	2-6	1	0	0	2	7								
Harris	9	1-2	0-0	1-6	0	2	0	0	2								
Meynsse	5	1-1	0-0	1-1	0	0	0	0	2								
Team				1-4													
Totals	200	37-75	6-13	21-48	24	12	2	10	92								
		.493	.462														

3-Point Field Goals: (Howard)--(7-21/333) Hampton (0-1), Myatt (1-2), White (2-9), Smith (2-3), Mukole (1-3), Timothy (1-3). (UVA)--(12-29/414) Diane (4-7), Joseph (1-5), Jones (0-2), Singletary (3-6), Farrakhan (0-1), Baker (3-5), Zeglinski (0-2), Scott (1-1).

Howard 26 27 53  
Virginia 41 51 92  
Attendance -- 11,162

Sean Singletary had 23 points and eight assists to lead Virginia to a 92-53 win over Howard at John Paul Jones Arena in a game scheduled as part of the Philly Hoop Group Classic. Mamadi Diane had 14 points, Calvin Baker 11 points, and Jeff Jones 10 points for the Cavaliers, who improved to 2-0 on the young season.

In total, Virginia had 13 different players score in the game, the most since 14 different Cavaliers scored in a 93-47 win over Winthrop on Dec. 1, 1990.

The Cavaliers trailed by five (24-19) midway through the first half before ending the half on a 22-2 run. Virginia continued that momentum in the second half, outscoring the Bison 51-27.

Virginia outrebounded Howard by 25 in the game (48-23). The Cavaliers made a John Paul Jones Arena record 37 field goals, including 12 from three-point range. UVA shot 49.3 percent from the field and 41.4 percent from behind the arc. Howard shot 41.2 percent from the field and 33.3 percent from three-point-range. Howard had 19 turnovers, including 10 on steals by the Cavaliers.

Howard was led by Jeron Smith and Eugene Myatt, who had 16 and 13 points respectively.

*"There is more time needed to experiment with different lineups and those kind of things. And that's what a day like today would be for. Although you can't be experimenting for too long because you've got some really difficult days ahead."* - Dave Leitao

### GAME #3 • NOVEMBER 17, 2007

**VIRGINIA** 75  
**AT #17 ARIZONA** 72

VIRGINIA (3-0)		FG		FT		REB		A		TO		BS		S		TP	
Player	MP	FG	FT	(0-1)	A	TO	BS	S	TP								
Diane	36	3-4	0-0	0-1	1	3	3	0	9								
Joseph	22	1-2	2-2	2-3	1	1	0	1	4								
Pettinella	17	0-1	0-2	1-4	0	0	0	1	0								
Jones	21	5-8	0-0	0-1	0	3	0	0	15								
Singletary	36	6-19	11-11	0-4	8	5	0	1	24								
Farrakhan	2	0-0	0-0	0-0	0	0	0	0	0								
Baker	20	2-3	0-0	0-0	4	2	0	0	5								
Mikalaukas	23	3-4	0-0	1-6	0	0	0	1	6								
Tucker	21	5-7	0-0	2-4	0	1	0	0	12								
Harris	2	0-1	0-0	0-0	0	1	0	0	0								
Team				1-4													
Totals	200	25-49	13-15	7-27	14	18	3	4	75								
		.510	.867														

ARIZONA (1-1)		FG		FT		REB		A		TO		BS		S		TP	
Player	MP	FG	FT	(0-1)	A	TO	BS	S	TP								
Budinger	31	6-14	2-2	2-5	5	2	0	0	15								
Hill	29	5-7	4-4	4-5	0	2	0	0	14								
Bayless	37	7-15	3-5	1-4	4	4	0	1	21								
McClellan	39	4-8	0-0	0-3	4	4	2	2	9								
Dillon	37	1-3	2-2	1-3	3	2	0	2	5								
Wise	14	1-2	0-0	0-1	3	3	1	2	3								
Lucas-Perry	2	0-2	0-0	1-1	0	0	0	0	0								
Brielmaier	11	2-3	1-1	0-3	1	0	0	0	5								
Team				0-1													
Totals	200	26-54	12-14	9-26	20	17	3	7	72								
		.481	.857														

3-Point Field Goals: (UVA)--(12-21/571) Diane (3-3), Joseph (0-1), Jones (5-7), Singletary (1-6), Baker (1-1), Tucker (2-3). (Arizona)--(8-17/471) Budinger (1-2), Bayless (4-8), McClellan (1-1), Dillon (1-3), Wise (1-2), Lucas-Perry (0-1).

Virginia 42 33 75  
Arizona 31 41 72  
Attendance -- 14,602

Sean Singletary scored four consecutive points in the final 90 seconds to give Virginia the lead for good and finished with game-high totals of 24 points and eight assists to lead the Cavaliers to a 75-72 win at No. 17 Arizona. Jeff Jones was 5-7 from three-point range and finished with 15 points, and Jamil Tucker was 5-7 from the field and tied his career high with 12 points for UVA.

It was the first home loss in November for Arizona since 1978.

The Cavaliers led by two (33-31) with 3:15 remaining in the first half before scoring the last nine points of the half to lead by 11 (42-31) at halftime. Virginia shot 69.2 percent (9-13) from three-point range in the first half and made all five of its free throws.

Both teams made runs in the second half. Arizona scored 12 consecutive points to take a 52-48 lead with 13:25 left in the game. The Cavaliers scored nine consecutive points to lead 66-59 with 8:23 remaining to play, but the Wildcats came right back and scored eight straight points to retake the lead 67-66 with 5:12 left in the game. With the score tied at 69, Singletary made two free throws and then a jump shot to give UVA a 73-69 lead with 39 seconds to play. After a Jerryd Bayless three-pointer cut the Cavaliers' lead to one, Adrian Joseph made two free throws with 20 seconds remaining to provide Virginia with its final margin of victory.

For the game, the Cavaliers shot 51 percent from the field, including 57.1 percent from three-point range, and 86.7 percent from the free throw line. Arizona shot 48.1 percent from the field, including 47.1 percent from three-point range, and 85.7 percent from the free throw line.

Bayless scored 21 points to lead Arizona. Chase Budinger added 15 points and Jordan Hill 14.

*"We got out early. We had a game plan and it worked. Both teams shot the ball extremely well in the first half, but we got the stops down the stretch. I'm really proud of how we stuck together."* - Dave Leitao



### GAME #4 • NOVEMBER 20, 2007

**DREXEL** **58**  
**AT #23 VIRGINIA** **72**

DREXEL (3-1)		REB								
Player	MP	FG	FT	(0-1)	A	TO	BS	S	TP	
Oveneke	21	3-3	0-0	1-7	3	2	0	1	7	
Elegar	31	8-14	7-11	0-3	2	3	1	1	23	
Hawthorne	34	4-12	0-0	1-3	3	3	1	0	10	
Rodgers	31	0-3	0-0	1-1	0	4	0	1	0	
Harris	33	2-8	0-0	0-1	0	2	0	1	6	
Colds	16	2-6	0-0	0-2	1	1	0	1	5	
Hynes-Guery	6	0-0	2-2	0-1	1	0	0	0	2	
Neisler	19	1-2	0-0	0-3	0	1	0	0	2	
Tribbett	9	1-2	1-2	1-2	0	1	0	0	3	
Team				0-4						
Totals	200	21-50	10-15	4-27	10	17	2	5	58	
		.420	.667							

VIRGINIA (4-0)		REB								
Player	MP	FG	FT	(0-1)	A	TO	BS	S	TP	
Diane	28	3-7	3-4	2-2	0	3	0	0	11	
Joseph	30	4-9	2-2	2-11	1	0	0	0	11	
Pettinella	8	0-2	0-0	3-4	0	0	0	0	0	
Jones	9	1-3	0-0	0-2	0	2	1	0	2	
Singletary	37	7-19	7-8	2-7	5	8	0	2	24	
Farrakhan	3	0-1	0-0	0-2	0	0	0	0	0	
Baker	26	5-9	0-0	0-1	1	1	0	1	11	
Mikalaukas	16	0-2	1-2	1-1	1	0	0	1	1	
Tucker	19	3-4	0-0	0-4	0	2	0	0	7	
Zeglinski	9	0-2	0-0	1-1	3	0	0	0	0	
Scott	13	0-2	5-6	3-5	0	0	0	1	5	
Meynsse	2	0-0	0-0	0-1	0	0	0	0	0	
Team				3-3						
Totals	200	23-60	18-22	17-44	11	16	1	5	72	
		.383	.818							

3-Point Field Goals: (Drexel)--(6-18/.333) Oveneke (1-1), Hawthorne (2-8), Rodgers (0-1), Harris (2-3), Colds (1-5), (UVA)--(8-16/.500) Diane (2-4), Joseph (1-4), Singletary (3-3), Baker (1-3), Tucker (1-1), Zeglinski (0-1).

Drexel	25	33	58
Virginia	31	41	72
Attendance --	10,975		

Sean Singletary had 24 points and seven rebounds to lead Virginia to a 72-58 victory over Drexel at John Paul Jones Arena in a game that was scheduled as part of the Philly Hoop Group Classic. Adrian Joseph had his first career double-double with his 11 point, 11 rebound performance, while Mamadi Diane and Calvin Baker also scored 11 points each for the Cavaliers, who improved to 4-0 on the season.

Drexel had the lead for most of the first half until a Singletary lay-up with 4:24 remaining gave UVA its first lead of the game. The Cavaliers extended their advantage to six (31-25) at the break. A 10-2 run in the second half increased the Virginia advantage to double-digits and UVA led by as many as 35 points before closing out the 14-point victory.

The Cavaliers had a 44-27 advantage on the boards, including grabbing 17 offensive rebounds. Virginia shot 50.0 percent from three-point range (8-16), but only 38.3 percent overall from the floor. The Cavaliers were 18-22 (81.8 percent) from the free throw line. Drexel shot 42.0 percent from the field and 33.3 percent from behind the arc.

Drexel, which suffered its first loss of the season, was led by Frank Elegar's 23 points. Tramayne Hawthorne added 10 points for the Dragons.

*"We knew we would be tested, particularly coming off a cross-country trip and winning an exciting game. I feared there would be a natural let-down that could cost us the game. I felt we suffered through that in the first half, but we concentrated and followed through on the game plan."* - Dave Leitao

### GAME #5 • NOVEMBER 23, 2007

**#23 VIRGINIA** **100**  
**AT PENN** **85**

VIRGINIA (5-0)		REB								
Player	MP	FG	FT	(0-1)	A	TO	BS	S	TP	
Joseph	24	7-14	4-5	5-11	0	2	1	1	23	
Singletary	28	4-12	7-7	1-2	4	5	0	1	16	
Pettinella	11	3-3	0-2	1-2	0	2	1	0	6	
Jones	9	0-1	2-4	0-0	1	1	0	0	2	
Diane	25	5-10	2-2	1-4	1	0	1	2	13	
Farrakhan	10	0-2	0-0	0-2	0	3	0	0	0	
Baker	20	2-5	1-2	0-1	5	2	0	0	6	
Mikalaukas	12	3-6	2-3	2-2	1	0	1	0	8	
Tucker	8	3-4	0-0	0-3	0	1	0	0	8	
Zeglinski	14	0-2	0-0	1-2	2	2	0	3	0	
Sherrill	1	1-1	0-0	0-0	0	0	0	0	2	
Burns	2	0-1	0-0	1-1	1	1	0	0	0	
Scott	19	3-5	4-4	4-13	1	0	0	3	10	
Harris	13	3-6	0-1	1-3	1	0	0	1	6	
Meynsse	4	0-0	0-0	1-1	0	2	0	1	0	
Team				7-9						
Totals	200	34-72	22-30	25-56	17	21	4	12	100	
		.472	.733							

PENN (1-4)		REB								
Player	MP	FG	FT	(0-1)	A	TO	BS	S	TP	
Eggleston	32	3-7	2-2	1-4	3	2	0	0	9	
Schreiber	18	2-8	1-3	0-3	2	4	2	0	6	
Bernardini	20	4-7	3-3	1-1	3	2	0	1	13	
Grandieri	26	5-10	0-3	3-5	1	0	0	0	10	
Gaines	31	2-6	8-11	0-1	8	4	0	1	12	
Cohen	10	0-2	0-0	0-1	3	0	0	1	0	
Kach	12	0-1	1-2	0-1	0	3	0	0	1	
Egee	3	0-0	0-0	0-0	0	0	0	1	0	
Cofield	19	6-8	7-10	0-0	0	0	0	0	20	
Lewis	12	1-1	2-2	1-3	0	1	1	1	4	
Reilly	15	2-5	3-4	2-4	0	0	0	0	8	
Votel	2	1-1	0-0	0-1	0	0	0	1	2	
Team				1-2						
Totals	200	26-56	27-40	9-26	20	16	3	6	85	
		.464	.675							

3-Point Field Goals: (UVA)--(10-24/.417) Joseph (5-7), Singletary (1-3), Jones (0-1), Diane (1-3), Farrakhan (0-2), Baker (1-3), Tucker (2-3), Scott (0-1), Harris (0-1). (Penn)--(6-21/.286) Eggleston (1-1), Schreiber (1-5), Bernardini (2-5), Grandieri (0-1), Gaines (0-3), Cohen (0-1), Kach (0-1), Cofield (1-2), Reilly (1-2).

Virginia	50	50	100
Penn	35	50	85

Adrian Joseph had his second consecutive double-double with 23 points and 11 rebounds, and Mike Scott had his first collegiate double-double with 10 points and 13 rebounds to lead Virginia to a 100-85 victory over Penn at The Palestra in the Philly Hoop Group Classic. Sean Singletary added 16 points and four assists for the Cavaliers and Mamadi Diane scored 13 points and had four rebounds.

The two teams combined to shoot 70 free throws and commit 53 fouls in the game.

Virginia scored the game's first seven points and led by as many as 19 in the first half before taking a 50-35 halftime lead. Penn got no closer than 13 points in the second half and the Cavaliers led by as many as 26 (96-70) with 4:12 to play.

UVA out-rebounded Penn 56-26 in the game and the Cavaliers had 12 steals, but turned the ball over 21 times. Virginia shot 47.2 percent from the field, including 41.7 percent from three-point range, and 73.3 percent from the free throw line. Penn shot 46.4 percent from the floor, including just 28.6 percent from three-point range, and 67.5 percent from the free throw line. Fifteen players saw action for the Cavaliers and 11 scored.

Remy Cofield led Penn with 20 points. Tyler Bernardini scored 13 points for the Quakers, Harrison Gaines had 12 points and Brian Grandieri added 10.

*"We haven't had a lot of practice time, which is probably my biggest concern because we've played so many games, to get right down to the things that are hurting us on defense. We'll be able to do that obviously in another week or so. For now, it's just win and advance."* - Dave Leitao

### GAME #6 • NOVEMBER 24, 2007

**SETON HALL** **74**  
**VS #23 VIRGINIA** **60**

SETON HALL (5-0)		REB								
Player	MP	FG	FT	(0-1)	A	TO	BS	S	TP	
Laing	40	10-20	3-3	2-10	3	3	0	1	25	
Okosun	19	1-1	0-1	3-6	1	0	2	0	2	
Nutter	26	2-5	3-4	0-0	1	0	0	2	8	
Harvey	32	4-14	7-11	3-4	2	0	0	1	16	
Gause	27	2-13	4-5	3-5	2	1	0	2	8	
Davis	5	0-1	0-0	0-1	0	0	0	1	0	
Hazell	24	4-10	0-1	2-5	0	0	0	1	11	
Garcia	15	2-4	0-0	2-6	0	0	1	0	4	
Davis	12	0-1	0-0	1-2	0	1	0	0	0	
Team				3-4						
Totals	200	25-69	17-25	19-43	9	6	3	8	74	
		.362	.680							

VIRGINIA (5-1)		REB								
Player	MP	FG	FT	(0-1)	A	TO	BS	S	TP	
Jones	18	2-7	0-0	1-2	0	2	0	0	4	
Joseph	28	2-7	0-0	5-16	1	5	1	0	6	
Pettinella	11	0-1	0-2	2-2	0	0	0	0	0	
Diane	33	4-7	2-3	4-8	2	1	2	0	12	
Singletary	37	7-20	7-7	1-7	7	5	0	0	23	
Baker	27	4-12	0-0	1-3	1	3	0	0	9	
Mikalaukas	14	1-1	1-2	2-3	1	0	0	0	3	
Tucker	12	0-4	0-0	0-0	0	0	1	0	0	
Zeglinski	2	0-0	0-0	0-1	0	0	0	0	0	
Scott	15	0-1	1-2	2-4	0	0	0	0	1	
Harris	3	0-1	2-2	0-1	0	0	0	0	2	
Team				2-3						
Totals	200	20-61	13-18	20-50	12	16	4	0	60	
		.328	.722							

3-Point Field Goals: (Seton Hall)--(7-23/.304) Laing (2-3), Nutter (1-4), Harvey (1-2), Gause (0-5), Hazell (3-8), Davis (0-1). (UVA)--(7-28/.250) Jones (0-1), Joseph (2-5), Diane (2-4), Singletary (2-9), Baker (1-6), Tucker (0-3).

Seton Hall	40	34	74
Virginia	29	31	60
Attendance --	3,871		

Brian Laing scored a game-high 25 points and had 10 rebounds to lead Seton Hall to a 74-60 victory over Virginia in the Philly Hoop Group Classic at The Palestra. The loss was the first of the season for the Cavaliers.

Sean Singletary scored 23 points and had seven assists to lead the Cavaliers. Mamadi Diane added 12 points and Adrian Joseph had a career-high 16 rebounds for UVA.

Seton Hall went on a 16-4 run to take a 33-22 lead with 4:53 remaining in the first half. Laing had six points in that run and 14 in the first half. The Pirates led 40-29 at halftime.

Virginia got within five (42-37) on a three-point-er by Joseph with 15:55 left in the game, but Seton Hall scored the next five points and the Cavaliers got no closer than seven points the rest of the game.

UVA turned the ball over 16 times while Seton Hall had only six turnovers. Virginia shot just 32.8 percent from the field, only 25.0 percent from three-point range, and 72.2 percent from the free throw line. Seton Hall shot 36.2 percent from the field, including 30.4 percent from three-point range, and 68 percent from the free throw line. The Cavaliers out-rebounded the Pirates 50-43.

In addition to Laing, two other Seton Hall players scored in double figures. Eugene Harvey scored 16 points and Jeremy Hazell added 11.

*"In 80 minutes of this tournament, we played defense for about seven of them - the first seven minutes (of the Penn game). That is something that needs to improve."* - Dave Leitao

## GAME #7 • NOVEMBER 27, 2007

**NORTHWESTERN** 52  
**AT VIRGINIA** 94

NORTHWESTERN (1-4)									
Player	MP	FG	FT	REB (O-T)	A	TO	BS	S	TP
Ryan	23	0-1	1-5	0-4	2	3	0	0	1
Baran	28	2-7	0-1	0-0	2	2	0	1	4
Moore	35	3-10	0-0	2-6	1	1	0	1	9
Thompson	37	5-17	1-2	1-3	2	4	0	0	14
Williams	15	2-5	1-5	1-1	0	1	0	2	5
Okrzesik	24	5-8	0-0	0-2	1	1	0	1	12
Capocci	21	3-6	1-2	2-5	2	2	0	0	7
Houlihan	3	0-0	0-0	0-0	0	0	0	0	0
Day	2	0-0	0-0	0-1	0	0	0	0	0
Peljusic	4	0-2	0-0	1-1	1	2	0	0	0
Melchior	8	0-0	0-0	0-2	0	0	0	1	0
Team				1-3					
Totals	200	20-56	4-15	8-28	11	16	0	6	52
		.357	.267						

VIRGINIA (6-1)									
Player	MP	FG	FT	REB (O-T)	A	TO	BS	S	TP
Diane	29	6-11	4-4	1-7	3	3	1	0	22
Joseph	18	3-9	0-0	1-5	0	0	1	3	8
Pettinella	10	0-0	0-0	1-2	0	2	0	0	0
Jones	21	2-8	4-5	0-5	2	0	0	0	8
Singletary	27	5-9	1-1	0-2	10	2	0	2	14
Farrakhan	8	1-3	0-0	0-1	0	1	0	0	2
Baker	16	6-6	0-0	0-2	1	1	0	0	16
Mikalaukas	12	2-2	3-4	2-6	0	0	0	0	7
Tucker	7	1-2	0-0	0-1	2	0	0	0	3
Zeglinski	10	1-2	0-0	0-2	2	3	1	0	2
Sherrill	2	0-0	0-0	0-0	0	0	0	1	0
Burns	4	1-1	0-0	0-0	0	0	0	0	2
Scott	13	3-5	2-2	3-4	0	0	0	1	8
Harris	17	0-3	0-0	2-4	0	1	0	1	0
Meyinsse	6	1-1	0-0	0-1	0	0	0	0	2
Team				0-1					
Totals	200	32-62	14-16	10-43	20	13	3	8	94
		.516	.875						

3-Point Field Goals: (N.Western)--(8-29/.276) Baran (0-4), Moore (3-8), Thompson (3-9), Williams (0-1), Okrzesik (2-5), Capocci (0-1), Peljusic (0-1). (UVA)--(16-32/.500) Diane (6-9), Joseph (2-5), Jones (0-2), Singletary (3-6), Farrakhan (0-2), Baker (4-4), Tucker (1-2), Zeglinski (0-1), Harris (0-1).

Northwestern	29	23	52
Virginia	54	40	94
Attendance --	12,609		

Mamadi Diane had 22 points, hitting a career-high six three-point field goals, and Sean Singletary had his second career double-double to lead Virginia to a 94-52 win over Northwestern in a Big Ten/ACC Challenge matchup at John Paul Jones Arena. Calvin Baker added 16 points, his high at Virginia, on perfect 6-6 shooting from the floor, including 4-4 from behind the arc.

The 42-point margin of victory was the largest in the nine-year history of the event, which annually matches teams from the two conferences.

Eight of the Cavaliers' first nine baskets were from three-point range and the Cavaliers led by as many as 27 points in the first half. They took a 54-29 advantage into halftime. Northwestern had 11 field goals in the first half, one less than Virginia had from three-point range (12).

The Cavaliers made 16 three-point field goals and shot 50.0 percent from behind the arc for the game. Overall, Virginia shot 51.6 percent from the floor and 87.5 percent from the free throw line. Northwestern shot 35.7 percent from the floor, including 27.6 percent from three-point range. The Wildcats' 4-15 (26.7 percent) performance from the free throw line was the fourth lowest percentage ever by an opponent against the Cavaliers.

Northwestern was led by Michael Thompson and Jason Okrzesik, who scored 14 and 12 points respectively.

The Cavaliers improved to 5-3 all-time in the Big Ten/ACC Challenge, including a 4-0 mark in games played in Charlottesville.

"We took 32 (3-pointers) today because 32 was the number that presented itself because they played a lot of zone. We shot 50 percent while taking that many. It's only a bad thing when you are taking over 30 and not making too many." - **Dave Leitao**

## GAME #8 • DECEMBER 5, 2007

**SYRACUSE** 70  
**AT VIRGINIA** 68

SYRACUSE (6-2)									
Player	MP	FG	FT	REB (O-T)	A	TO	BS	S	TP
Greene	37	8-19	0-0	4-10	1	2	3	2	20
Harris	37	3-5	3-4	2-14	2	3	1	0	10
Onuaku	33	2-5	0-0	2-8	0	1	0	2	4
Flynn	38	5-12	6-6	0-0	3	5	0	0	18
Devendorf	37	7-15	1-1	0-1	6	3	0	1	16
Jackson	10	1-1	0-0	0-0	0	0	0	1	2
Ongenaet	3	0-1	0-0	1-1	1	1	0	0	0
Wright	2	0-0	0-0	0-0	1	0	0	1	0
Jardine	3	0-1	0-0	0-0	0	0	0	1	0
Team				2-5					
Totals	200	26-59	10-11	11-39	14	15	4	8	70
		.441	.909						

VIRGINIA (6-2)									
Player	MP	FG	FT	REB (O-T)	A	TO	BS	S	TP
Diane	33	4-7	0-0	0-2	0	0	1	1	10
Joseph	38	8-18	0-0	4-13	2	5	0	0	19
Pettinella	3	0-0	0-0	1-1	0	0	0	0	0
Jones	12	2-4	0-0	1-1	1	2	0	1	4
Singletary	35	3-14	2-8	0-5	9	3	0	2	10
Baker	31	3-10	0-0	0-1	1	2	0	2	8
Mikalaukas	21	1-3	1-1	0-1	0	0	0	0	3
Zeglinski	3	1-2	0-0	1-1	0	0	0	0	3
Scott	15	1-3	2-2	3-6	0	1	0	4	0
Harris	9	3-3	0-0	1-2	0	1	0	0	7
Team				2-3					
Totals	200	26-64	5-11	13-36	13	13	2	6	68
		.406	.455						

3-Point Field Goals: (Syracuse)--(8-21/.381) Green (4-7), Flynn (2-8), Harris (1-2), Devendorf (1-3), Ongenaet (0-1). (UVA)--(11-32/.344) Joseph (3-10), Diane (2-4), Singletary (2-7), Baker (2-7), Harris (1-1), Zeglinski (1-2), Jones (0-1).

Syracuse	29	41	70
Virginia	36	32	68
Attendance --	13,603		

Donte Greene scored 20 points, including 12 in the final 10 minutes of the game to lead Syracuse to a 70-68 win over Virginia at John Paul Jones Arena. Greene also had 10 rebounds, blocked three shots and had two steals.

The loss snapped the Cavaliers' 12-game home winning streak and was just the second setback for Virginia at JPJA.

Adrian Joseph led the Cavaliers, posting his third double-double of the season with 19 points and 13 rebounds. Sean Singletary and Mamadi Diane each had 10 points for Virginia.

The Cavaliers led 36-29 at the break, but a 19-5 run by the Orange in the second half gave them a 51-44 lead with 10 minutes to play. The Cavaliers retook the lead and led by three (61-58) with six minutes remaining. Green answered with five consecutive points to give Syracuse the lead (63-61). Green's jumper with just over one minute left gave the Orange a three-point lead (68-65). Diane scored with seven seconds to go to cut the lead to 68-67, but Jonny Flynn made both ends of a one-in-one to increase Syracuse's lead to three. Sean Singletary was fouled with 1.2 seconds left and made the front end of a one-in-one. He intentionally missed the second shot, but the Cavaliers couldn't grab the rebound to attempt a tying shot.

Syracuse out-rebounded Virginia 39-36, the first team to out-rebound the Cavaliers on the season. The Orange shot 44.1 percent from the floor and 90.9 percent from the line, compared to 40.6 percent from the floor and 45.5 percent from the line for Virginia.

In addition to Green, Syracuse was led by Flynn, who had 18 points, Eric Devendorf, who scored 16 points, and Paul Harris, who added 10 points and 14 rebounds.

"I'm obviously disappointed by the outcome of the game. They had a little lapse at the end of the first half, and we had a lapse for the majority of the second half, in both our game plan and in our aggression. You're not going to do that against good teams and get away with it." - **Dave Leitao**

## GAME #9 • DECEMBER 7, 2007

**LONGWOOD** 57  
**AT VIRGINIA** 76

LONGWOOD (2-9)									
Player	MP	FG	FT	REB (O-T)	A	TO	BS	S	TP
Williams	28	6-15	4-4	2-3	3	1	0	3	20
Barrett	26	1-9	1-3	2-6	1	1	0	2	3
Wilson	18	2-4	3-4	3-6	1	1	0	0	7
Giles	25	1-4	0-0	0-1	3	3	0	0	3
Bogan	34	3-12	2-2	0-5	1	4	0	0	11
Jaekel	16	0-4	1-2	0-2	0	3	0	0	1
Dawson	5	0-0	0-0	0-0	0	0	0	1	0
Gee	2	1-1	0-0	0-0	0	0	0	0	3
Robinson	8	0-2	0-0	0-1	0	1	0	0	0
Swecker	21	1-4	2-2	0-2	1	1	0	0	5
Neil	8	2-2	0-0	0-1	1	1	0	1	4
Ryan	4	0-2	0-0	0-0	0	1	0	0	0
Evans	5	0-1	0-1	1-1	0	0	1	0	0
Team				1-3					
Totals	200	17-60	13-18	9-31	11	17	1	7	57
		.283	.722						

VIRGINIA (7-2)									
Player	MP	FG	FT	REB (O-T)	A	TO	BS	S	TP
Diane	18	4-11	1-2	1-4	1	0	1	0	11
Joseph	28	4-11	2-3	2-10	1	3	1	0	13
Mikalaukas	10	2-2	0-0	0-2	0	0	0	0	4
Jones	18	0-5	0-0	0-3	0	4	0	0	1
Singletary	33	6-11	8-8	1-2	8	6	0	0	21
Farrakhan	2	0-0	0-0	0-0	0	0	0	0	0
Baker	22	4-6	1-3	0-3	2	2	0	1	11
Tucker	8	0-0	0-0	0-0	1	0	0	0	0
Zeglinski	7	0-0	0-2	0-0	2	1	0	0	0
Sherrill	1	1-1	0-0	0-0	0	0	0	0	3
Burns	3	0-1	0-0	0-0	1	1	0	0	0
Scott	24	3-5	3-4	1-11	1	1	0	1	9
Harris	20	1-3	2-3	5-8	0	2	0	1	4
Meyinsse	6	0-0	0-0	2-3	0	1	0	0	0
Team				1-3					
Totals	200	25-56	17-25	13-49	17	21	2	4	76
		.446	.680						

3-Point Field Goals: (LU)--(10-26/.385) Williams (4-7), Bogan (3-7), Gee (1-1), Swecker (1-3), Giles (1-4), Robinson (0-1), Ryan (0-1), Barrett (0-2). (UVA)--(9-23/.391) Joseph (3-8), Baker (2-3), Diane (2-5), Sherrill (1-1), Singletary (1-3), Burns (0-1), Jones (0-2).

Longwood	22	35	57
Virginia	29	47	76
Attendance --	11,366		

Sean Singletary had 21 points and eight assists to lead Virginia to a 76-57 win over Longwood at John Paul Jones Arena. Adrian Joseph had his fourth double-double of the season, and his second in a row, with a 13-point, 10-rebound performance. Mamadi Diane and Calvin Baker added 11 points each, while Mike Scott came off the bench for nine points and a game-high 11 rebounds.

Longwood, in its first official season at the Division I level, stayed close in the first half. The Lancers drew within three points just before the break and trailed by just seven at halftime. The Cavaliers responded early in the second half, scoring 16 consecutive points to open a 50-30 lead with 11 minutes left to play. Virginia would extend its lead to as many as 26 in the second half.

Virginia out-rebounded the Lancers 49-31 in the contest. The Cavaliers shot 44.6 percent from the floor, including 39.1 percent from behind the arc. Longwood shot 38.5 percent from three-point range, but only 28.3 percent overall from the floor.

The Lancers were led by Kirk Williams, who scored 20 points. Ryan Bogan added 11 points for Longwood.

"I'm not looking at anything that I saw from a positive standpoint or an individual standpoint. If you have a flat tire on your car, does it matter if it's shiny?" - **Dave Leitao**

## GAME #10 • DECEMBER 19, 2007

**HAMPTON** 65  
**AT VIRGINIA** 79

HAMPTON (5-5)		REB											
Player	MP	FG	FT	(0-T)	A	TO	BS	S	TP				
Smalling	14	2-3	2-2	2-4	1	1	0	0	6				
Woodard	23	3-8	4-8	3-5	1	0	1	1	10				
Harrison	28	1-6	0-2	3-4	0	3	1	1	2				
West	34	6-17	1-2	0-3	4	3	0	0	4	13			
Brooks	25	2-7	0-0	1-1	3	0	0	0	4				
Pilgrim	12	0-2	0-0	0-3	1	1	1	0	0				
Simpson	29	7-14	2-2	1-4	1	2	0	1	22				
Turnell	2	0-0	0-0	0-0	0	0	0	0	0				
Freeman	27	1-4	3-5	2-5	0	2	0	1	5				
Ntoko	3	0-0	0-0	0-0	0	0	0	0	0				
Sumner	2	0-1	0-0	0-0	0	0	0	0	0				
Robinson	1	1-1	1-1	1-1	0	0	0	0	3				
Team				0-2									
Totals	200	23-63	13-22	13-32	11	12	3	8	65				
		.365	.591										

VIRGINIA (8-2)		REB											
Player	MP	FG	FT	(0-T)	A	TO	BS	S	TP				
Diane	18	0-5	0-0	0-1	3	1	0	0	0				
Joseph	31	7-11	1-3	0-3	1	4	0	2	19				
Scott	20	6-8	3-3	4-6	0	0	0	0	15				
Jones	14	2-7	2-2	1-2	2	1	0	0	6				
Singletary	32	2-6	6-7	3-4	4	7	0	1	12				
Farrakhan	5	1-3	0-0	0-0	1	0	0	0	2				
Baker	30	2-4	0-0	0-4	2	3	0	0	6				
Tucker	19	1-3	5-5	0-6	1	2	2	0	8				
Harris	9	0-2	2-2	2-3	1	2	0	0	2				
Meyinsse	22	4-7	1-3	3-9	1	1	0	0	9				
Team				1-4									
Totals	200	25-56	20-25	14-42	16	21	2	3	79				
		.446	.800										

3-Point Field Goals: (Hampton)--(6-20/.300) Simpson (6-11), Woodard (0-1), Harrison (0-1), Brooks (0-1), Pilgrim (0-1), Sumner (0-1), West (0-4). (UVA)--(9-22/.409) Joseph (4-7), Singletary (2-4), Baker (2-4), Tucker (1-2), Farrakhan (0-1), Diane (0-2), Jones (0-2).

Hampton 32 33 65  
Virginia 36 43 79  
Attendance -- 10,516

Technical Foul: Smalling (Hampton)

Adrian Joseph had 19 points on 7-11 shooting from the floor to lead Virginia to a 79-65 victory over Hampton at John Paul Jones Arena. Mike Scott, making his first career start, scored a career-high 15 points and Sean Singletary added 12 points for the Cavaliers, who improved to 8-2 on the season.

Jerome Meyinsse came off the bench for Virginia to tie his career high with nine points while grabbing a career-high nine rebounds.

Hampton led the game for most of the first half, but the Cavaliers went on an 11-2 run to end the period and take a 36-32 lead into intermission. In the second half, Virginia extended its lead to as many as 15 points.

The Cavaliers, who hadn't played in 12 days due to a break for final exams, shot 44.6 percent from the floor and 80.0 percent from the line. Virginia's 79 points were the most against Hampton this season. The Pirates entered the game ranked 13th nationally in scoring defense, allowing 55.9 points per game.

The Pirates shot 36.5 percent from the floor and 59.1 percent from the line.

Hampton was led by Vincent Simpson, who scored 22 points off the bench, 17 of which came in the first half. Rashad West and Adrian Woodard added 13 and 10 points respectively for the Pirates.

*"We had enough depth with Mike (Scott) playing well and Jerome (Meyinsse) coming off the bench playing well. With guys like that contributing, we could win the game by enough of a margin that gives you an opportunity to be on the road to becoming a better team."*  
- Dave Leitao

## GAME #11 • DECEMBER 22, 2007

**ELON** 61  
**AT VIRGINIA** 91

ELON (5-7)		REB											
Player	MP	FG	FT	(0-T)	A	TO	BS	S	TP				
Atoyebi	32	5-11	3-5	3-7	0	2	0	0	13				
Grable	9	0-0	0-0	0-0	1	2	0	0	0				
Waters	26	0-1	0-0	0-3	1	2	0	0	0				
Watson	28	2-8	0-0	0-3	4	3	0	1	5				
James	32	4-11	2-2	0-6	2	4	0	1	13				
Carter	4	0-0	0-0	0-0	1	0	0	0	0				
Long	28	5-9	0-0	0-0	3	3	0	0	12				
Charlesworth	2	0-0	0-0	0-1	0	0	0	0	0				
Sanders	23	5-9	4-6	1-3	0	3	0	0	15				
Constantine	7	0-0	0-0	0-1	0	0	0	0	0				
Douglas	9	1-5	0-0	0-0	1	0	0	0	3				
Team				2-3									
Totals	200	22-54	9-13	6-27	12	20	0	2	61				
		.407	.692										

VIRGINIA (9-2)		REB											
Player	MP	FG	FT	(0-T)	A	TO	BS	S	TP				
Diane	30	4-8	1-2	0-0	1	1	0	2	9				
Joseph	23	6-12	3-4	1-2	2	0	0	2	16				
Scott	17	2-8	2-2	5-9	0	1	1	0	6				
Jones	22	4-8	2-2	0-4	0	1	0	0	10				
Singletary	28	5-7	7-9	0-5	8	3	0	3	20				
Farrakhan	7	1-2	0-0	0-0	0	2	0	0	2				
Baker	24	2-7	2-2	2-3	6	1	0	0	7				
Tucker	13	1-3	0-0	1-4	1	0	0	0	2				
Sherrill	2	0-0	0-0	0-1	1	0	0	0	0				
Burns	2	0-1	0-0	0-0	0	0	0	0	0				
Harris	11	2-3	1-2	0-5	0	0	0	0	7				
Meyinsse	21	5-5	2-4	1-2	1	0	0	1	12				
Team				2-3									
Totals	200	32-64	20-27	12-38	20	9	1	8	91				
		.500	.741										

3-Point Field Goals: (Elon)--(8-24/.333) James (3-7), Long (2-4), Sanders (1-2), Douglas (1-4), Watson (1-6), Waters (0-1). (UVA)--(7-24/.292) Singletary (3-4), Harris (2-3), Baker (1-3), Joseph (1-6), Farrakhan (0-1), Jones (0-2), Tucker (0-2), Diane (0-3).

Elon 34 27 61  
Virginia 47 44 91  
Attendance -- 11,626

Sean Singletary had 20 points and eight assists to lead Virginia to a 91-61 victory over Elon at John Paul Jones Arena. Adrian Joseph added 16 points (all in the second half), Jerome Meyinsse had a career-high 12 points, and Jeff Jones scored 10 points for the Cavaliers, who improved to 9-2 on the season.

Singletary scored 12 of his points in the first 11 minutes of the game, as the Cavaliers opened up a 30-14 lead midway through the first half. Virginia led 47-34 at halftime. Joseph scored his first 10 points of the game in the first four minutes after the break, helping Virginia extend the lead to 20 points early in the second half. The Cavaliers would increase the advantage to 30 points at the end of the game.

The Cavaliers shot 50.0 percent (32-64) from the floor and 74.1 percent (20-27) from the line as they scored at least 90 points for the fifth time this season. Elon shot 40.7 percent (22-54) from the floor and 69.2 percent (9-13) from the line.

Monty Sanders led Elon with 15 points off the bench. Ola Atoyebi and Brett James each had 13 points and Chris Long added 12 points for the Phoenix, who fell to 5-7 on the season.

*"We did a much better overall job on both ends, playing together like we're supposed to play, and the score reflected that. I've been preaching the last few weeks about getting better and about getting rid of the stuff that's not good for our team and continuing to grow, and the last couple of days in practice really showed it."*  
- Dave Leitao

## GAME #12 • DECEMBER 30, 2007

**HARTFORD** 70  
**AT VIRGINIA** 78

HARTFORD (5-9)		REB											
Player	MP	FG	FT	(0-T)	A	TO	BS	S	TP				
Minor	22	1-2	3-4	4-6	0	2	1	1	5				
Estes	22	5-6	2-3	1-4	1	1	0	2	12				
Von Rosenberg	36	6-15	1-2	1-3	5	2	0	3	15				
Turner	38	1-7	1-2	3-7	3	3	0	4	4				
Zeglinski	36	5-17	2-5	2-2	4	1	0	1	15				
McLendon	22	3-10	1-5	2-10	1	2	0	0	7				
Torres	4	0-2	0-0	0-0	0	0	0	0	0				
Glowiak	9	3-6	0-0	0-1	0	0	0	0	9				
Bookman	2	0-0	0-0	0-0	0	1	0	0	0				
Sabia	9	1-5	0-0	1-1	0	0	0	0	3				
Team				3-6									
Totals	200	25-70	10-21	17-40	14	12	1	11	70				
		.357	.476										

VIRGINIA (10-2)		REB											
Player	MP	FG	FT	(0-T)	A	TO	BS	S	TP				
Diane	34	6-8	4-6	1-9	2	3	2	3	20				
Joseph	30	5-12	2-2	3-12	0	1	2	1	15				
Scott	20	2-2	1-3	1-4	1	2	0	2	5				
Jones	23	2-3	4-5	0-1	0	2	0	0	8				
Singletary	29	3-14	5-7	1-4	4	5	0	2	12				
Farrakhan	3	0-0	0-2	0-1	1	2	0	0	0				
Baker	27	4-10	2-4	2-4	4	2	0	0	12				
Soroye	3	0-0	1-2	1-2	0	2	0	0	1				
Pettinella	2	0-0	0-0	0-0	0	0	0	0	0				
Harris	10	1-2	0-1	0-1	0	0	0	0	2				
Tat	5	0-0	0-0	0-0	1	0	0	0	0				
Meyinsse	14	1-3	1-1	2-7	0	0	1	0	3				
Team				4-6									
Totals	200	24-54	20-33	15-51	13	19	5	8	78				
		.444	.606										

3-Point Field Goals: (HU)--(10-39/.256) Glowiak (3-5), Zeglinski (3-11), Von Rosenberg (2-8), Sabia (1-4), Turner (1-5), Torres (0-2), McLendon (0-4). (UVA)--(10-23/.435) Diane (4-5), Joseph (3-7), Baker (2-5), Singletary (1-5), Harris (0-1).

Hartford 28 42 70  
Virginia 41 37 78  
Attendance -- 11,647

Mamadi Diane scored 20 points and had a season-high nine rebounds to lead Virginia to a 78-70 victory over Hartford at John Paul Jones Arena. Diane made six of eight field goal attempts, including four of five from behind the arc. Adrian Joseph posted his fifth double-double of the season with his 15 point, 12 rebound performance, while Sean Singletary and Calvin Baker each added 12 points for the Cavaliers.

With the victory, Virginia (10-2) reached the 10-win mark for the first time before January since the 2000-01 season and won at least 10 non-conference games for the first time since the 2003-04 season.

Virginia jumped out to a double-digit lead midway through the first half during a 15-4 run, highlighted by three-pointers by Joseph, Diane, and Baker. The Cavaliers led by 13 points (41-28) at the break. Hartford cut into the lead in the second half, but could get no closer than four points.

The Cavaliers shot 44.4 percent from the floor and 60.6 percent from the line in the game. Hartford shot 35.7 percent from the floor and 47.6 percent from the line.

Hartford was led by Jaret Von Rosenberg and Joe Zeglinski, the older brother of Cavalier freshman guard Sammy Zeglinski, each with 15 points. Kevin Estes added 12 points for the Hawks, who fell to 5-9 on the season.

*"We continue to be inconsistent enough that it doesn't allow us to put forth days and weeks and games together that we can grow from. You could attribute that to a number of different things, but the fact remains that we're not where we need to be as a group."*  
- Dave Leitao

## GAME #13 - JANUARY 3, 2008

VIRGINIA												70
AT XAVIER												108
VIRGINIA (10-3)												REB
Player	MP	FG	FT	(0-1)	A	TO	BS	S	TP			
Joseph	18	2-7	0-0	2-3	2	1	0	0	6			
Scott	24	3-6	4-5	3-6	0	1	2	0	10			
Jones	6	1-1	0-0	0-1	0	1	0	0	2			
Diane	17	2-8	2-3	1-2	1	0	0	0	7			
Singletary	33	5-12	3-4	1-3	7	2	0	1	14			
Farrakhan	10	1-5	0-0	1-1	0	0	0	1	3			
Baker	25	2-7	3-4	0-2	3	2	0	2	7			
Tucker	13	1-2	0-0	0-1	0	1	1	1	2			
Soroye	5	0-1	0-0	1-1	0	0	0	0	0			
Sherrill	3	0-0	0-0	1-2	0	0	0	0	0			
Burns	4	0-0	1-2	0-1	0	0	0	0	1			
Pettinella	3	0-0	0-0	0-0	0	0	0	1	0			
Harris	16	2-5	1-2	2-4	0	1	0	0	6			
Tat	16	3-4	6-9	2-2	1	2	0	0	12			
Meyinsse	7	0-0	0-0	0-0	0	1	0	0	0			
Team				1-1								
Totals	200	22-58	20-29	15-30	14	12	3	6	70			
		.379	.690									

### XAVIER (11-3)

Player	MP	FG	FT	(0-1)	A	TO	BS	S	TP		
Brown	22	4-6	1-2	1-7	5	4	0	1	9		
Anderson	24	3-4	6-7	1-6	3	1	0	0	12		
Love	21	5-6	0-0	3-6	0	1	1	2	10		
Lavender	25	5-8	1-1	0-1	8	0	0	1	13		
Burrell	21	4-8	4-4	0-1	5	1	0	0	15		
Duncan	14	3-6	2-2	0-3	2	2	1	0	11		
Graves	19	3-3	0-0	0-0	2	0	0	0	8		
Bronson	9	4-5	3-3	2-3	0	1	0	0	11		
Raymond	19	4-6	0-0	0-0	1	1	1	0	12		
Duckett	5	0-1	0-0	0-1	0	0	0	1	0		
Jackson	15	2-4	1-2	0-2	0	1	1	1	7		
Hughes	6	0-1	0-0	0-1	1	1	1	0	0		
Team				1-1							
Totals	200	37-58	18-21	8-32	27	13	5	6	108		
		.638	.857								

3-Point Field Goals: (UVa)--(6-18/.333) Joseph (2-6), Harris (1-1), Farrakhan (1-2), Diane (1-3), Singletary (1-3), Tucker (0-1), Baker (0-2). (XU)--(16-26/.615) Raymond (4-5), Burrell (3-4), Duncan (3-4), Graves (2-2), Lavender (2-4), Jackson (2-4), Brown (0-1), Duckett (0-1), Hughes (0-1).

Virginia	30	40	70
Xavier	61	47	108
Attendance --	10,073		

Virginia ended the non-conference portion of its 2007-08 schedule with a 108-70 loss to Xavier at the Cintas Center. The Musketeers shot 63.8 percent in the game and made 16 3-pointers, the most ever allowed by the Cavaliers.

Virginia was led by Sean Singletary, who had 14 points and seven assists. Solomon Tat, appearing in his just his second game of the season, had a career-high 12 points off the bench while Mike Scott added 10 points and a team-high six rebounds.

Xavier jumped out to a 38-12 lead midway through the first half. The Musketeers made 11 3-pointers before the break and led 61-30 at intermission. In the second half, Xavier led by as many as 43 points before closing out the 38-point win.

The Cavaliers shot 37.9 percent from the floor and 69.0 percent from the line. In addition to their 37-58 (.638) performance from the floor, including 16-26 (.615) from behind the arc, the Musketeers shot 85.7 percent from the line.

Xavier had seven players score in double figures. Stanley Burrell had 15 points to lead the Musketeers. Fellow starters Drew Lavender (13 pts.), C.J. Anderson (12 pts.) and Jason Love (10 pts.) also scored in double figures, as did B.J. Raymond (12 pts.), Josh Duncan (11 pts.) and Charles Bronson (11 pts.) off the bench.

*"That was a team that was very good and very ready against a team that wasn't very ready and isn't very good. First play we gave up a dunk and all five guys were in violation of where they were supposed to be and it went on from there."* - **Dave Leitao**

## GAME #14 - JANUARY 13, 2008

VIRGINIA												65
AT #9 DUKE												87
VIRGINIA (10-4-0-1)												REB
Player	MP	FG	FT	(0-1)	A	TO	BS	S	TP			
Diane	32	3-12	4-5	3-6	1	0	0	0	11			
Joseph	30	1-4	1-1	3-9	1	0	0	0	3			
Scott	9	1-4	0-0	2-3	0	3	1	1	2			
Baker	29	6-14	1-1	1-4	2	2	0	1	13			
Singletary	34	6-12	4-4	0-0	4	6	0	0	18			
Jones	4	0-0	0-0	0-1	0	3	0	0	0			
Farrakhan	4	0-0	0-1	0-0	0	1	0	0	0			
Tucker	18	4-7	0-0	2-5	1	1	1	0	9			
Pettinella	18	4-5	1-4	1-2	0	0	0	0	9			
Harris	1	0-0	0-0	0-0	0	0	0	0	0			
Tat	16	0-1	0-0	0-2	0	2	0	1	0			
Meyinsse	5	0-0	0-0	0-0	0	0	0	0	0			
Team				0-1								
Totals	200	25-59	11-16	12-34	9	19	2	4	65			
		.424	.688									

### DUKE (13-1-0-0)

Player	MP	FG	FT	(0-1)	A	TO	BS	S	TP		
Singler	22	6-11	0-0	3-6	2	4	0	1	13		
McClure	22	0-1	0-0	2-6	2	1	0	2	0		
Henderson	23	7-12	3-4	0-1	2	1	1	2	18		
Paulus	27	3-6	0-0	0-1	4	1	0	3	9		
Nelson	29	8-12	1-2	1-4	3	3	0	1	20		
Smith	18	3-6	2-2	0-2	4	1	0	0	8		
King	17	2-8	0-0	2-4	1	1	1	1	6		
Scheyer	27	5-9	1-2	1-2	3	0	1	1	12		
Davidson	1	0-0	0-0	0-0	0	0	0	0	0		
Thomas	14	0-2	1-2	1-5	0	0	0	1	1		
Team				2-4							
Totals	200	34-67	8-12	12-35	21	12	3	12	87		
		.507	.667								

3-Point Field Goals: (UVa)--(4-14/.286) Singletary (2-4), Tucker (1-3), Diane (1-5), Joseph (0-1), Baker (0-1). (Duke)--(11-31/.355) Nelson (3-4), Paulus (3-6), King (2-7), Henderson (1-3), Singler (1-4), Scheyer (1-4), Smith (0-3).

Virginia	31	34	65
Duke	43	44	87
Attendance --	9,314		

Virginia opened its conference season with an 87-65 loss at No. 9/7 Duke at Cameron Indoor Stadium. The setback marked the 12th time in the past 13 seasons the Cavaliers lost their ACC opener and snapped a four-game winning streak against teams ranked in The Associated Press poll.

Sean Singletary led the Cavaliers with 18 points and four assists. Calvin Baker, making the first start of his Virginia career, had 13 points, and Mamadi Diane added 11 points. Adrian Joseph grabbed a game-high nine rebounds.

Duke used a 13-2 run early in the first half to open a 12-point lead. The Blue Devils led by 12 at halftime. In the second half, Duke extended its lead to as many as 26 points before closing out the 22-point win.

The Cavaliers shot 42.4 percent from the floor and 68.8 percent from the line. Duke shot 50.7 percent from the floor and 66.7 percent from the line.

DeMarcus Nelson led Duke with 20 points. Gerald Henderson had 18 points, Kyle Singler scored 13 points, and Jon Scheyer added 12 points for the Blue Devils.

*"We lost today to a very good team and usually as is the case—especially in this league and especially on the road—when you allow a good team to play to their strengths and you don't match it with the strengths that you may have, then the outcome is quite obvious."* - **Dave Leitao**

## GAME #15 - JANUARY 16, 2008

VIRGINIA TECH												70	
AT VIRGINIA												69	OT
VIRGINIA TECH (11-6-2-1)												REB	
Player	MP	FG	FT	(0-1)	A	TO	BS	S	TP				
Allen	28	4-10	3-5	2-8	0	3	1	1	11				
Washington	38	4-11	2-6	3-4	1	0	1	1	11				
Vassallo	40	7-16	3-4	0-5	1	3	0	0	22				
Hudson	20	2-6	0-0	1-3	3	3	0	0	4				
Delaney	40	3-10	1-2	0-5	6	1	0	0	8				
Bell	7	2-4	0-0	1-1	0	0	0	0	5				
Thorns	27	1-6	0-0	1-4	1	3	0	1	2				
Witcher	4	0-1	0-0	1-1	0	0	0	0	0				
Thompson	8	1-5	3-4	3-3	0	2	0	1	5				
Diakite	13	1-1	0-0	2-5	0	0	1	0	2				
Team				2-8									
Totals	225	25-70	12-21	16-47	12	15	3	4	70				
		.357	.571										

### VIRGINIA (10-5-0-2)

Player	MP	FG	FT	(0-1)	A	TO	BS	S	TP		
Diane	38	3-10	2-5	2-9	2	3	0	0	8		
Joseph	39	4-4	0-0	1-8	0	1	0	1	11		
Scott	21	1-6	1-2	0-5	0	1	0	0	3		
Baker	33	2-8	0-1	0-0	3	2	0	2	5		
Singletary	44	12-21	5-6	1-10	3	4	0	3	24		
Jones	11	0-2	2-2	1-1	0	0	0	0	2		
Tucker	12	0-1	0-0	2-3	1	1	2	0	0		
Pettinella	20	2-2	2-2	1-2	0	2	0	0	6		
Tat	3	0-0	0-0	0-0	0	0	0	0	0		
Meyinsse	4	0-0	0-0	1-1	0	0	0	0	0		
Team				0-0							
Totals	225	24-63	12-18	9-39	9	14	2	6	69		
		.381	.667								

3-Point Field Goals: (VT)--(8-30/.267) Vassallo (5-11), Bell (1-2), Delaney (1-3), Washington (1-5), Allen (0-1), Hudson (0-4), Thorns (0-4). (UVa)--(9-25/.360) Singletary (5-7), Joseph (3-11), Baker (1-4), Tucker (0-1), Diane (0-2).

Virginia Tech	34	29	7	70
Virginia	38	25	6	69
Attendance --	14,433			

Deron Washington's layup as time expired gave Virginia Tech a 70-69 overtime victory over Virginia at John Paul Jones Arena. It was the Cavaliers' first conference loss at JPPA and was the Hokies' first win in Charlottesville since 1968.

Sean Singletary led the Cavaliers, posting his second double-double of the season with a season-high 34 points (12-21 FG, 5-7 3FG) and tying a career high with 10 rebounds. Singletary also moved into the top 10 on Virginia's career scoring, as he notched the fourth 30-point game of his career. Adrian Joseph added 11 points for the Cavaliers, who fell to 10-5 overall and 0-2 in the ACC.

The Hokies jumped out to an early lead, scoring the game's first nine points. Virginia rallied and took the lead midway through the first half. The Cavaliers led by four at the half, as Singletary scored 23 of his points before the break. The teams battled back and forth in the second half, ending regulation tied at 63-63. Virginia opened a 69-64 lead in overtime, but the Hokies scored the final six points of the night, capped by Washington's last second game-winner.

The Cavaliers shot 38.1 percent from the floor and 66.7 percent from the line. The Hokies shot 35.7 from the floor and 57.1 percent from the line.

A.D. Vassallo led the Hokies, who improved to 11-6 overall and 2-1 in the ACC, with 22 points. Washington added 11 points, as did Jeff Allen.

*"Individual performances always are thrown out the window when you lose a game like this. And Sean played a great game. He always plays with a lot of heart and a lot of passion. To have this outcome when you put in a lot of effort like that is really disappointing."* - **Ryan Pettinella (on Sean Singletary)**

**GAME #16 - JANUARY 19, 2008**

<b>BOSTON COLLEGE</b>		<b>66</b>
<b>AT VIRGINIA</b>		<b>84</b>

<b>BOSTON COLLEGE (12-5/3-1)</b>		REB		A		TO		BS		S		TP	
Player	MP	FG	FT	(0-1)	A	TO	BS	S	TP				
Roche	14	2-6	0-0	2-3	1	1	1	0	6				
Spears	30	5-10	3-6	6-11	1	2	1	0	13				
Blair	31	2-4	2-6	3-8	0	1	4	0	6				
Rice	40	6-16	6-10	1-6	6	4	0	0	20				
Sanders	29	3-14	0-0	2-3	0	2	0	1	7				
Paris	27	4-8	0-1	1-6	0	3	0	0	9				
Raji	11	1-3	0-1	0-1	2	1	0	0	2				
Oates	18	1-1	0-0	0-4	0	0	0	0	3				
Team													
Totals	200	24-62	11-24	16-43	10	14	6	1	66				
		.387	.458										

<b>VIRGINIA (11-5/1-2)</b>		REB		A		TO		BS		S		TP	
Player	MP	FG	FT	(0-1)	A	TO	BS	S	TP				
Diane	34	6-14	4-5	1-5	2	3	0	1	20				
Joseph	27	6-12	4-4	3-5	0	1	0	1	17				
Scott	6	0-2	2-2	2-3	0	0	0	0	2				
Baker	31	5-7	2-2	1-4	1	0	0	0	15				
Singletary	37	7-14	5-6	0-2	10	1	0	6	19				
Jones	12	1-4	0-0	1-1	0	1	0	0	2				
Tucker	19	1-7	0-0	1-7	2	0	0	1	3				
Pettinella	26	2-5	0-0	1-8	0	0	0	0	4				
Meynsse	8	1-2	0-2	0-3	0	0	0	0	2				
Team				3-5									
Totals	200	29-67	17-21	13-43	15	6	0	9	84				
		.433	.810										

3-Point Field Goals: (BC)--(7-24/.292) Roche (2-5), Rice (2-7), Oates (1-1), Paris (1-4), Sanders (1-6), Raji (0-1). (UVa)--(9-26/.346) Diane (4-10), Baker (3-4), Joseph (1-3), Tucker (1-5), Jones (0-1), Singletary (0-3).

Boston College	35	31	66
Virginia	35	49	84

Attendance -- 14,039

Sean Singletary had 19 points and 10 assists, posting his second consecutive double-double, to lead Virginia to its first ACC win of the season, an 84-66 victory over Boston College at John Paul Jones Arena.

Mamadi Diane had 20 points, Adrian Joseph had 17 points, and Calvin Baker added 15 points for the Cavaliers.

The first half remained close throughout, with neither team leading by more than six points. Singletary's layup in the final seconds tied the game at 35-35 at intermission, the eighth tie of the first half.

Virginia went on an 11-0 run early in the second half to take a double digit lead. Boston College never got closer than eight points the remainder of the night, with the Cavaliers eventually extending their lead to 18 points by the end of the game.

The Cavaliers shot 43.3 percent from the floor and 81.0 percent from the line. The Eagles shot 38.7 percent from the floor and 45.8 percent from the line.

Boston College was led by Tyrese Rice, who had 20 points and six assists. Shamari Spears had a double-double with 13 points and 11 rebounds for the Eagles, who suffered their first ACC loss of the season (3-1).

"We had a lot of confidence coming into the game and after we got over the hump, the first couple of minutes, we got some stops and everything that Coach Leitao has been saying all year was ringing true. Everybody got a little more confidence." - Sean Singletary

**GAME #17 - JANUARY 23, 2008**

<b>VIRGINIA</b>		<b>67</b>
<b>AT FLORIDA STATE</b>		<b>69</b>

<b>VIRGINIA (11-6/1-3)</b>		REB		A		TO		BS		S		TP	
Player	MP	FG	FT	(0-1)	A	TO	BS	S	TP				
Joseph	37	7-12	0-0	4-8	1	2	0	0	17				
Scott	15	2-6	1-2	1-3	0	0	0	1	5				
Baker	34	3-11	0-2	0-0	3	2	0	2	7				
Diane	37	6-12	4-4	2-5	0	1	0	1	21				
Singletary	33	4-11	2-2	2-3	7	5	0	1	11				
Jones	10	0-3	0-0	0-0	0	1	0	1	0				
Tucker	2	0-0	0-0	0-1	0	2	0	0	0				
Pettinella	12	1-1	0-0	1-3	0	2	0	0	2				
Harris	2	0-0	0-0	0-1	0	0	0	0	0				
Tat	4	0-2	0-0	0-0	0	0	0	1	0				
Meynsse	14	2-2	0-0	1-3	0	0	0	1	4				
Team				3-6									
Totals	200	25-60	7-10	14-33	11	15	0	8	67				
		.417	.700										

<b>FLORIDA STATE (13-7/2-3)</b>		REB		A		TO		BS		S		TP	
Player	MP	FG	FT	(0-1)	A	TO	BS	S	TP				
Echfeur	32	2-5	0-0	2-5	0	5	1	0	4				
Reid	28	1-1	2-4	1-3	2	3	2	2	4				
Mims	28	2-9	0-0	2-5	1	1	1	1	5				
Douglas	36	7-11	3-4	0-6	2	1	0	6	19				
Rich	28	5-9	5-6	3-4	2	5	0	0	17				
Demery	7	1-2	0-0	0-0	0	1	1	1	2				
Swann	26	4-11	5-8	0-3	3	1	0	1	16				
Vaughn	11	0-2	0-0	2-4	0	0	0	0	0				
Hoff	1	0-0	2-2	0-0	0	0	0	0	2				
Zitani	3	0-0	0-0	0-0	0	0	0	0	0				
Team				1-2									
Totals	200	22-50	17-24	11-32	10	17	5	11	69				
		.440	.708										

3-Point Field Goals: (UVa)--(10-29/.345) Diane (5-9), Joseph (3-7), Baker (1-5), Singletary (1-5), Tat (0-1), Jones (0-2). (FSU)--(8-21/.381) Swann (3-7), Rich (2-3), Douglas (2-5), Mims (1-6).

Virginia	28	39	67
Florida State	31	38	69

Attendance -- 7,314

Virginia had double digit leads in both halves, but couldn't hold on for its first ACC road win of the season, falling 69-67 at Florida State. The loss extended the Cavaliers' losing streak in the state of Florida to eight games.

Mamadi Diane scored a game-high 21 points for Virginia, marking the first time in his career he scored at least 20 points in consecutive games. Adrian Joseph added 17 points and Sean Singletary scored 11 points.

Virginia opened the game strong, taking a 12-2 lead four minutes into the contest. The Seminoles chipped away at the lead throughout the remainder of the first half and took a 31-28 lead into halftime. An 11-0 Cavalier run early in the second gave Virginia the lead again and UVa extended its advantage to 10 points with nine minutes to play. Florida State used a late 9-0 run to retake the lead, 62-60, with under two minutes remaining. The Seminoles made seven of 10 free throws in the final minute to seal the win.

The Cavaliers shot 41.7 percent from the floor and 70.0 percent from the line. Florida State shot 44.0 percent from the floor and 70.8 percent from the line.

Toney Douglas led the Seminoles with 19 points. Jason Rich and Isaiah Swann added 17 and 16 points respectively.

"I think this was a very typical game in this league where it comes down to a precious few possessions. We were up 10 and just had to hold the fort defensively, rebound and execute. We didn't do that, obviously." - Dave Leitao

**GAME #18 - JANUARY 27, 2008**

<b>GEORGIA TECH</b>		<b>92</b>	<b>OT</b>
<b>AT VIRGINIA</b>		<b>82</b>	

<b>GEORGIA TECH (10-9/3-3)</b>		REB		A		TO		BS		S		TP	
Player	MP	FG	FT	(0-1)	A	TO	BS	S	TP				
Lawal	22	5-7	5-12	3-6	2	1	2	0	15				
Smith	30	1-5	4-7	0-6	3	0	1	0	6				
Miller	18	5-8	0-0	1-5	4	1	0	0	11				
Bell	32	2-3	0-0	1-2	4	3	0	2	4				
Morrow	26	2-8	2-2	0-3	2	0	0	0	7				
Clinch	21	5-8	0-0	1-2	0	0	0	0	14				
Causey	26	6-11	4-6	0-2	5	4	0	1	18				
Storrs	12	1-2	0-0	0-1	0	0	0	0	3				
Peacock	23	5-10	2-2	2-8	0	1	2	0	12				
Aminu	15	1-3	0-0	0-2	0	0	1	0	2				
Team				0-3									
Totals	225	33-65	17-29	8-40	20	10	6	3	92				
		.508	.586										

<b>VIRGINIA (11-7/1-4)</b>		REB		A		TO		BS		S		TP	
Player	MP	FG	FT	(0-1)	A	TO	BS	S	TP				
Diane	42	5-17	3-5	7-8	0	1	1	0	16				
Joseph	33	5-11	1-2	1-9	3	1	0	0	13				
Scott	20	3-6	3-4	5-9	0	0	0	0	9				
Baker	32	6-13	1-2	1-4	1	3	0	1	16				
Singletary	41	5-19	1-2	1-4	8	4	0	3	11				
Jones	4	0-0	0-0	0-0	1	1	0	0	0				
Farrakhan	6	1-5	0-0	0-1	1	0	0	0	3				
Tucker	21	4-7	2-3	0-3	0	1	0	0	13				
Pettinella	21	0-0	1-2	0-2	0	1	0	0	1				
Tat	0+	0-0	0-0	0-0	0	0	0	0	0				
Meynsse	5	0-0	0-0	0-1	0	0	0	0	0				
Team				3-7									
Totals	225	29-78	12-20	18-48	14	12	1	4	82				
		.372	.600										

3-Point Field Goals: (GT)--(9-22/.409) Clinch (4-6), Causey (2-7), Storrs (1-2), Miller (1-3), Morrow (1-4). (UVa)--(12-36/.333) Tucker (3-5), Baker (3-7), Diane (3-9), Joseph (2-6), Farrakhan (1-3), Singletary (0-6).

Georgia Tech	38	38	16	92
Virginia	48	28	6	82

Attendance -- 14,138

Virginia had five players score in double figures for the first time this season, but it wasn't enough as the Cavaliers fell to Georgia Tech 92-82 in overtime at John Paul Jones Arena. It was the second conference loss at home this season for Virginia, both in overtime.

Calvin Baker tied his Virginia career high with 16 points and Mamadi Diane had 16 points as well for Virginia, who fell to 11-7, 1-4 in the ACC. Jamil Tucker scored a career-high 13 points and Adrian Joseph had 13 points and nine rebounds. Sean Singletary had 11 points, scoring in double figures for the 40th consecutive game.

In the first half Virginia shot well, especially from behind the arc, going 9-18 from 3-point range. The Cavaliers led by 10 (48-38) at the half. The Yellow Jackets answered by shooting over 50 percent from the floor in the second half and took a late two point lead. Singletary's layup with four seconds remaining tied it and when Matt Causey's 3-point attempt at the buzzer rattled out the teams went to overtime.

Causey scored 12 of his 18 points in the overtime period as Georgia Tech pulled away for the win.

The Cavaliers shot 37.2 percent from the floor and 60.0 percent from the line. The Yellow Jackets shot 50.8 percent from the floor and 58.6 percent from the line.

In addition to Causey, four other Yellow Jackets scored in double figures. Gani Lawal had 15 points, Lewis Clinch had 14 points, Zack Peacock had 12 points, and Maurice Miller had 11 points.

"Losing is frustrating period. No matter how you lose, by a little or by a lot. We just have to get over the hump. We have been in it, we have been up against just about everybody we have played. We cannot panic, we just have to go into practice and keep working hard." - Sean Singletary

## GAME #19 - JANUARY 30, 2008

**VIRGINIA** 75  
**AT MARYLAND** 85

VIRGINIA (11-8/1-5)		REB								
Player	MP	FG	FT	(0-1)	A	TO	BS	S	TP	
Diane	34	6-13	2-2	2-3	4	2	0	1	16	
Joseph	16	0-4	2-2	1-3	0	2	0	1	2	
Scott	24	3-6	0-0	4-12	1	2	0	0	6	
Baker	29	6-12	2-2	0-1	1	0	0	2	17	
Singletary	34	9-17	4-4	0-0	3	0	0	0	23	
Jones	3	0-0	0-0	0-1	1	1	0	0	0	
Farrakhan	12	0-1	1-2	1-4	0	0	0	0	1	
Tucker	3	0-2	0-0	0-0	0	0	0	0	0	
Pettinella	18	1-1	0-0	0-0	0	1	0	0	2	
Harris	11	1-3	1-2	0-0	1	2	0	0	3	
Tat	7	1-1	1-2	1-2	0	1	0	0	3	
Meyinsse	9	1-1	0-0	0-0	0	0	0	0	2	
Team				3-5						
Totals	200	28-61	13-16	12-31	11	11	0	4	75	
		.459	.813							

MARYLAND (13-8/3-3)		REB								
Player	MP	FG	FT	(0-1)	A	TO	BS	S	TP	
Milbourne	28	4-8	4-4	3-4	3	1	0	0	13	
Gist	40-	5-9	7-10	0-9	2	2	2	1	17	
Osby	21	2-2	7-8	3-6	0	1	3	0	11	
Hayes	33	6-9	0-0	1-3	9	1	0	0	15	
Vasquez	39	8-19	5-6	0-3	3	1	0	1	25	
Walker	2	0-0	0-0	0-0	0	0	0	0	0	
Dupree	6	0-0	0-0	0-0	0	0	0	0	0	
Bowie	15	0-0	0-0	0-1	0	2	0	0	0	
Tucker	4	0-2	0-0	0-0	0	0	0	0	0	
Neal	12	2-3	0-0	1-3	1	1	0	0	4	
Team				0-1						
Totals	200	27-52	23-28	8-30	18	9	5	2	85	
		.519	.821							

3-Point Field Goals: (UVa)--(6-21/286) Baker (3-5), Diane (2-6), Singletary (1-4), Farrakhan (0-1), Harris (0-1), Joseph (0-2), Tucker (0-2). (Md)--(8-24/333) Vasquez (4-11), Hayes (3-5), Milbourne (1-5), Tucker (0-1), Gist (0-2).

Virginia	33	42	75
Maryland	43	42	85
Attendance --	17,950		

Virginia fell to 1-5 in ACC play after suffering an 85-75 loss to Maryland at the Comcast Center. It was the Cavaliers' sixth consecutive ACC road defeat, dating back to a win at Maryland the previous season.

The Cavaliers were led by Sean Singletary's 23 points, 17 of which came after halftime. Calvin Baker scored a UVa career-high 17 points and Mamadi Diane scored 16 points. Mike Scott added six points and a game-high 12 rebounds.

Maryland opened the game strong, taking a 13-2 lead just over two minutes into the game. Virginia didn't get closer than six points for the remainder of the half and the Terrapins took a 43-33 lead to intermission. Maryland extended its lead to as many as 17 points in the second half before a late Cavalier run got them to within five points on two occasions, the last time with 1:26 remaining to play. Maryland made seven of 10 free throws in the final two minutes to secure the victory.

The Cavaliers shot 45.9 percent from the floor and 81.3 percent from the line. Maryland shot 51.9 percent from the floor and 82.1 percent from the line.

Maryland had five players score in double figures, led by Greivis Vasquez's game-high 25 points. James Gist had 17 points and nine rebounds, while Eric Hayes had 15 points and nine assists. Landon Milbourne and Bambale Osby added 13 and 11 points respectively for the Terrapins.

*"We got down early and we were fighting from behind. We didn't do our job in the beginning of the second half, so we were forced to make plays. That's not any way to live, especially on the road." - Dave Leitao*

## GAME #20 - FEBRUARY 2, 2008

**VIRGINIA** 65  
**AT VIRGINIA TECH** 72 OT

VIRGINIA (11-9/1-6)		REB								
Player	MP	FG	FT	(0-1)	A	TO	BS	S	TP	
Joseph	42	3-9	0-0	1-8	3	0	1	1	8	
Scott	28	2-5	5-7	2-3	0	3	0	1	9	
Baker	29	0-2	0-0	1-2	4	3	0	1	0	
Diane	36	2-8	3-7	0-4	0	2	1	0	8	
Singletary	37	6-15	11-14	2-5	2	3	0	1	26	
Jones	14	0-2	0-1	0-1	0	2	0	1	0	
Farrakhan	5	0-2	0-0	0-0	0	0	0	0	0	
Tucker	17	4-7	0-0	1-5	0	1	0	0	10	
Pettinella	15	2-3	0-0	0-1	0	1	0	0	4	
Meyinsse	2	0-0	0-0	0-0	0	0	0	0	0	
Team				2-4						
Totals	225	19-53	19-29	9-33	9	15	2	5	65	
		.358	.655							

VIRGINIA TECH (14-8/5-3)		REB								
Player	MP	FG	FT	(0-1)	A	TO	BS	S	TP	
Allen	28	4-6	4-8	1-6	0	2	1	1	12	
Washington	43	3-14	9-14	2-12	3	1	0	1	15	
Vassallo	27	5-9	1-2	0-2	1	1	1	0	14	
Thorns	30	1-5	3-6	1-2	4	3	0	0	5	
Delaney	39	3-9	4-4	3-5	1	2	0	0	10	
Bell	5	0-0	0-0	0-0	0	1	0	0	0	
Hudson	10	0-2	0-0	0-0	0	0	0	0	0	
Witcher	15	3-6	4-4	4-4	0	0	0	1	10	
Thompson	27	3-5	0-0	2-7	0	1	2	1	6	
Diakite	1	0-0	0-0	1-1	0	1	0	0	0	
Team				2-4						
Totals	225	22-56	25-38	16-43	9	12	4	4	72	
		.393	.658							

3-Point Field Goals: (UVa)--(8-21/381) Singletary (3-6), Tucker (2-3), Joseph (2-6), Diane (1-4), Baker (0-1), Farrakhan (0-1). (VT)--(3-14/214) Vassallo (3-5), Washington (0-1), Hudson (0-1), Thorns (0-3), Delaney (0-4).

Virginia	26	28	11	65
Virginia Tech	25	29	18	72
Attendance --	9,847			

Virginia suffered its third overtime loss of the season, falling to Virginia Tech 72-65 at Cassell Coliseum. It marks just the second time in school history the Cavaliers have lost three overtime games in a season (1986-87).

Sean Singletary scored a game-high 26 points for Virginia, his ninth 20-point game of the season and the 36th of his career. Jamil Tucker added 10 points off the bench for the Cavaliers.

In the first half, Virginia used a 14-0 run to open a 23-11 lead. But the Hokies answered with a 12-0 run of their own to tie the game at 23-23. Virginia took a 26-25 lead into halftime. Virginia led by seven (48-41) with just under six minutes to play. Virginia Tech went on an 11-2 run to take a 52-50 lead with 1:35 remaining. After a Mamadi Diane basket tied the game at 52-52, Deron Washington gave the Hokies a 54-52 lead with 14 seconds to play. Singletary's two free throws drew the Cavaliers even with seven seconds remaining and and the Hokies' J.T. Thompson missed a putback as time expired sending the game to overtime. In the extra session, the Hokies raced to an eight point lead with 1:41 left and led by as many as 10 points before completing the seven-point win.

The Cavaliers shot 35.8 percent from the floor and 65.5 percent from the line. Virginia Tech shot 39.3 percent from the floor and 65.8 percent from the line.

Washington had a double-double to lead the Hokies with 15 points and 12 rebounds. A.D. Vassallo scored 14 points, Jeff Allen had 12 points, and Malcolm Delaney and Lewis Witcher each added 10 points for Virginia Tech.

*"In a team game, a guy with that kind of spirit, should be able to get that from everybody else. We're just not getting enough of it to make enough plays to help us win games." - Dave Leitao (on Sean Singletary)*

## GAME #21 - FEBRUARY 7, 2008

**CLEMSON** 82  
**AT VIRGINIA** 51

CLEMSON (17-5/5-3)		REB								
Player	MP	FG	FT	(0-1)	A	TO	BS	S	TP	
Perry	16	0-1	0-0	1-1	3	1	1	1	0	
Mays	26	3-5	0-2	1-5	0	3	0	0	6	
Booker	23	1-7	0-0	3-7	3	0	0	1	2	
Rivers	29	12-19	0-0	1-6	0	1	2	1	32	
Hammonds	34	7-10	0-2	0-4	11	2	0	4	16	
Baize	0+	0-0	0-0	0-0	0	1	0	0	0	
Anderson	0+	0-0	0-0	0-0	0	0	0	0	0	
Sykes	12	1-3	0-0	0-1	0	3	0	0	2	
Potter	23	4-7	0-0	1-6	2	2	1	1	10	
Oglesby	23	4-8	2-2	0-0	1	0	0	0	14	
Morris	5	0-0	0-0	0-0	0	0	0	0	0	
Yanutola	0+	0-0	0-0	0-0	0	0	0	0	0	
Grant	8	0-0	0-0	1-3	1	1	1	0	0	
Petrukonis	1	0-0	0-0	0-1	1	0	0	0	0	
Team				1-1						
Totals	200	32-60	2-6	9-35	22	14	5	8	82	
		.533	.333							

VIRGINIA (11-10/1-7)		REB								
Player	MP	FG	FT	(0-1)	A	TO	BS	S	TP	
Diane	24	1-8	0-0	0-1	0	1	0	1	2	
Joseph	34	8-12	1-2	2-6	1	3	1	1	19	
Scott	20	0-2	1-2	2-7	1	2	1	0	1	
Baker	27	1-3	3-4	0-3	0	2	1	0	5	
Singletary	32	5-10	2-3	1-4	2	5	0	0	14	
Jones	8	0-1	1-2	0-0	0	0	0	0	1	
Farrakhan	12	0-4	0-0	1-1	0	2	0	0	0	
Tucker	9	1-2	1-2	0-0	2	0	0	0	3	
Sherrill	1	0-0	0-0	0-0	0	0	0	0	0	
Burns	1	0-0	0-0	0-0	0	0	0	0	0	
Pettinella	15	0-0	0-0	0-1	0	2	0	0	0	
Tat	9	2-4	0-0	0-1	1	1	0	1	4	
Meyinsse	8	1-3	0-0	0-1	0	0	0	0	2	
Team				1-2						
Totals	200	19-49	9-15	7-27	7	18	3	3	51	
		.388	.600							

3-Point Field Goals: (Clem)--(16-26/615) Rivers (8-11), Oglesby (4-8), Hammonds (2-3), Potter (2-4). (UVa)--(4-14/286) Singletary (2-3), Joseph (2-5), Baker (0-1), Jones (0-1), Farrakhan (0-1), Tucker (0-1), Diane (0-2).

Clemson	40	42	82
Virginia	24	27	51
Attendance --	13,929		

Virginia reached the midpoint of the conference season with a 1-7 record after suffering an 82-51 loss to Clemson at John Paul Jones Arena. The Cavaliers had their losing streak reach five games, the longest streak in the Dave Leitao era.

Adrian Joseph led Virginia with 19 points, tying his career high against an ACC opponent, while Sean Singletary added 14 points.

The Tigers used strong shooting from beyond the arc to fuel their win. Clemson shot 16-26 (.615) from 3-point range, led by K.C. Rivers, who made eight of his 11 attempts from long distance. Rivers finished with 32 points, an opponent record at JPJA. Cliff Hammonds added a double-double for Clemson, with 16 points and 11 assists. Terrence Oglesby had 14 points and David Potter had 10 points for the Tigers, who improved to 17-5 overall (5-3 ACC). Clemson's 16 3-point field goals ties for the most against the Cavaliers in a game.

Clemson used a 22-3 run in the first half to build a 36-14 lead with five minutes remaining before halftime. Virginia cut the lead to 14 before heading to halftime facing a 16-point deficit (40-24), their largest ever at JPJA. In the second half, a 21-5 Clemson run extended its lead to 38 points (79-41) as the Tigers closed out the 31-point victory, Virginia's worst home defeat since the 2004-05 season.

The Cavaliers shot 38.8 percent from the floor and 60.0 percent from the line while scoring a season-low 51 points. The Tigers shot 53.3 percent from the floor and 33.3 percent from the line.

*"We've got to get back to basics, get back to the gym, and correct. It didn't look pretty, and this was obviously something that I didn't expect to happen. That's why we're getting back to basics, to make the appropriate physical and emotional corrections, and to make sure games like tonight don't happen again." - Dave Leitao*





### GAME #22 • FEBRUARY 9, 2008

<b>VIRGINIA</b>	<b>64</b>
<b>AT WAKE FOREST</b>	<b>80</b>

VIRGINIA (11-11/1-8)		REB								
Player	MP	FG	FT	(0-T)	A	TO	BS	S	TP	
Tucker	30	2-10	0-0	2-9	1	2	0	1	6	
Joseph	32	2-7	0-0	0-3	0	4	0	1	4	
Pettinella	24	6-7	0-5	6-11	0	1	0	0	12	
Jones	17	1-6	1-2	0-4	0	2	0	0	4	
Singletary	36	7-18	7-8	1-1	3	4	0	2	21	
Farrakhan	4	0-1	0-0	0-0	0	0	0	0	0	
Baker	24	1-5	0-0	1-4	2	2	0	1	3	
Diane	17	2-9	5-6	5-6	1	1	0	0	9	
Scott	12	0-1	3-4	2-3	0	0	0	0	3	
Meyinsse	4	1-2	0-0	2-2	0	0	0	0	2	
Team				1-6						
Totals	200	22-66	16-25	20-49	7	16	0	5	64	
		.333	.640							

WAKE FOREST (14-8/4-5)		REB								
Player	MP	FG	FT	(0-T)	A	TO	BS	S	TP	
McFarland	21	4-7	1-2	2-6	0	1	2	0	9	
Johnson	35	6-9	7-10	3-8	0	2	3	1	21	
Teague	34	2-9	1-2	0-4	4	3	2	0	6	
Hale	32	4-11	3-4	0-3	0	1	0	2	15	
Smith	31	6-10	1-5	0-4	6	1	0	0	15	
Clark	16	3-5	2-4	2-4	3	1	0	1	8	
Skeen	13	0-3	1-2	0-3	1	0	0	0	1	
Weaver	18	2-2	0-0	1-3	0	1	1	0	5	
Team				1-3						
Totals	200	27-56	16-29	9-38	14	10	8	4	80	
		.482	.552							

3-Point Field Goals: (UVa)--(4-19/211) Tucker (2-7), Jones (1-2), Baker (1-3), Joseph (0-1), Farrakhan (0-1), Diane (0-2), Singletary (0-3). (WF)--(10-21/476) Hale (4-7), Smith (2-2), Johnson (2-3), Weaver (1-1), Teague (1-4), Clark (0-2), Skeen (0-2).

Virginia	27	37	64
Wake Forest	36	44	80
Attendance --	14,179		

Virginia suffered its sixth consecutive loss and dropped to 1-8 in the ACC for the first time since 1984-85 with an 80-64 loss to Wake Forest at Joel Coliseum. The loss also marked Virginia's eighth consecutive ACC road loss.

The Cavaliers were led by Sean Singletary's 21 points, his 10th 20-point game of the season. Ryan Pettinella, making his first start in 14 games, produced his first double-double of the season with 12 points and a career-high 11 rebounds.

Wake Forest used a 9-1 run to build an 11-point lead (21-10) midway through the first half. The Demon Deacons led by as many as 13 in the first half before the Cavaliers trimmed the advantage to 36-27 at halftime. In the second half, Virginia used a 7-0 run to close the advantage to 57-54 with 8:19 to play. The Cavaliers trailed by three points (67-64) with four minutes to play, but the Demon Deacons closed the game on a 13-0 run to secure the victory.

The Cavaliers shot 33.3 percent from the floor and 64.0 percent from the line. Wake Forest shot 48.2 percent from the floor and 55.2 percent from the line.

Wake Forest was led by James Johnson, who scored 21 points. Harvey Hale and Ishmael Smith each added 15 points for the Demon Deacons.

"There's only one result and that's to score more points than the other team. And when that doesn't happen, then it doesn't work. We're giving guys opportunities based on their performance in practice. And that was the decision, based on practice." - Dave Leitao on changing the starting lineup

### GAME #23 • FEBRUARY 12, 2008

<b>#5 NORTH CAROLINA</b>	<b>75</b>
<b>AT VIRGINIA</b>	<b>74</b>

NORTH CAROLINA (23-2/8-2)		REB								
Player	MP	FG	FT	(0-T)	A	TO	BS	S	TP	
Ginyard	35	3-5	0-0	0-6	3	2	0	0	7	
Thompson	25	5-11	2-2	2-6	0	1	1	2	12	
Hansbrough	35	10-15	3-5	1-7	0	3	2	0	23	
Thomas	20	2-2	0-1	0-2	3	2	0	0	5	
Ellington	37	7-15	2-4	1-5	3	4	0	0	19	
Graves	8	0-1	0-0	1-2	0	1	0	0	0	
Green	24	4-6	0-0	2-5	3	3	1	0	9	
Stephenson	16	0-4	0-0	3-7	0	1	1	0	0	
Team				1-3						
Totals	200	31-59	7-12	11-43	12	17	5	2	75	
		.525	.583							

VIRGINIA (11-12/1-9)		REB								
Player	MP	FG	FT	(0-T)	A	TO	BS	S	TP	
Tucker	18	2-7	0-0	1-2	0	0	0	0	5	
Joseph	24	2-10	2-2	2-5	1	1	1	0	8	
Pettinella	22	0-4	0-0	5-6	1	0	0	0	0	
Jones	19	3-6	0-0	0-2	0	0	0	1	7	
Singletary	35	9-20	6-7	1-6	7	4	0	3	27	
Baker	26	4-10	1-2	0-3	1	0	2	2	10	
Mikalaukas	13	2-2	0-0	1-1	0	0	0	0	4	
Diane	29	4-11	0-0	3-7	2	2	0	0	9	
Scott	14	2-4	0-0	1-1	0	0	0	2	4	
Team				1-3						
Totals	200	28-74	9-11	15-36	12	7	3	8	74	
		.378	.818							

3-Point Field Goals: (UNC)--(6-16/375) Ellington (3-9), Thomas (1-1), Ginyard (1-2), Green (1-3), Graves (0-1). (UVa)--(9-31/290) Singletary (3-8), Joseph (2-6), Jones (1-3), Baker (1-3), Tucker (1-5), Diane (1-6).

North Carolina	38	37	75
Virginia	31	43	74
Attendance --	13,765		

The Cavaliers suffered their seventh consecutive loss and fell to 1-9 in conference play after being edged by fifth-ranked North Carolina 75-74 at John Paul Jones Arena.

Sean Singletary led Virginia with 27 points and seven assists. It was the 11th 20-point game of the season for Singletary and his fifth in ACC play. Calvin Baker came off the bench to score 10 points and had a career-high two blocks.

North Carolina used an early 15-0 run to take a 20-7 lead in the contest. The Cavaliers countered with a 22-8 run of their own to take a 29-28 lead. However, the Tar Heels' 8-0 run to end the first half gave them a 38-31 lead at the break. North Carolina led throughout the second half, by as many as nine points. UNC held a 73-68 lead with a minute to play, but Virginia closed to within two points on Baker's 3-pointer with 52 seconds remaining. Tyler Hansbrough's jumper with 22 seconds to play gave North Carolina a 75-71 lead before Singletary's 3-pointer cut the advantage to one with 8.2 seconds to play. Virginia fouled Wayne Ellington with 2.8 seconds remaining and he missed the front end of a 1-in-1, but neither team could secure the rebound before time expired.

The Cavaliers shot 37.8 percent from the floor and 81.8 percent from the line. North Carolina shot 52.5 percent from the floor and 58.3 percent from the line.

Hansbrough led the Tar Heels with 23 points, 17 of which came in the first half. Ellington scored 19 points and Deon Thompson had 12 points for North Carolina.

"I think it shows that we can play with any team in the country, no matter who they are. We just have to do it on a more consistent basis and get over that hump." - Sean Singletary

### GAME #24 • FEBRUARY 17, 2008

<b>VIRGINIA</b>	<b>79</b>
<b>AT BOSTON COLLEGE</b>	<b>74</b>

VIRGINIA (12-12/2-9)		REB								
Player	MP	FG	FT	(0-T)	A	TO	BS	S	TP	
Joseph	17	2-4	0-0	0-1	2	0	1	0	5	
Scott	29	5-11	0-2	2-12	1	1	0	2	11	
Pettinella	9	0-0	0-0	1-2	0	1	0	0	0	
Jones	21	1-7	2-2	1-2	4	1	1	0	4	
Singletary	36	5-10	4-4	0-5	4	1	0	1	16	
Baker	24	1-4	4-4	0-2	5	3	0	0	7	
Mikalaukas	18	6-7	1-3	1-4	0	2	1	0	13	
Tucker	11	1-1	0-0	0-1	1	0	0	0	3	
Diane	35	6-12	5-6	1-4	1	0	0	0	20	
Team				2-4						
Totals	200	27-56	16-21	8-37	18	11	3	3	79	
		.482	.762							

BOSTON COLLEGE (13-11/4-7)		REB								
Player	MP	FG	FT	(0-T)	A	TO	BS	S	TP	
Sanders	26	3-9	1-2	0-5	3	2	1	0	8	
Blair	27	3-7	5-6	3-7	0	1	2	1	11	
Oates	22	0-2	0-0	0-2	2	0	0	0	0	
Rice	40	11-24	2-2	0-4	3	2	1	0	28	
Paris	36	2-7	0-2	0-2	6	2	0	1	5	
Raji	18	3-5	1-3	3-3	4	0	0	1	7	
Spears	24	2-3	6-8	3-4	0	1	0	3	10	
Southern	7	2-3	1-1	0-1	0	2	0	0	5	
Team				1-4						
Totals	200	26-60	16-24	10-32	18	10	4	6	74	
		.433	.667							

3-Point Field Goals: (UVa)--(9-18/500) Diane (3-5), Singletary (2-3), Tucker (1-1), Scott (1-2), Joseph (1-3), Baker (1-3), Jones (0-1). (BC)--(6-19/316) Rice (4-11), Paris (1-3), Sanders (1-4), Oates (0-1).

Virginia	40	39	79
Boston College	32	42	74
Attendance --	7,154		

Virginia snapped a seven-game losing streak with a 79-74 victory over Boston College at the Conte Forum. Mamadi Diane came off the bench to score 20 points to lead the Cavaliers, who completed a regular season sweep of the Eagles.

Sean Singletary added 16 points points for Virginia and Laurynas Mikalaukas scored a season-high 13 points. Mike Scott posted his second double-double of the season with 11 points and a game-high 12 rebounds.

The Eagles started the game strong, taking a 19-9 lead with 10:45 to play in the first half. Virginia responded with a 16-2 run over the next four minutes to take a 25-21 lead. The Cavaliers extended their lead to as many as 10 points in the first half before taking a 40-32 lead into the break.

In the second half, an 8-0 Boston College run to open play quickly tied the game at 40-40. Virginia answered with a 13-3 run to once again build a double-digit lead at 53-43. A late 10-2 Boston College run was capped by Tyrese Rice's 3-pointer with 1:10 left to bring the Eagles within a point at 71-70. On the following possession, Diane answered with a 3-pointer for Virginia and Calvin Baker sealed the win with a 4-4 performance from the foul line in the final 13 seconds.

For the game, the Cavaliers shot 48.2 percent from the field, including 50.0 percent from three-point range, and 76.2 percent from the free throw line. Boston College shot 43.3 percent from the field and 66.7 percent from the free throw line.

Rice scored 28 points to lead Boston College. Tyrell Blair scored 11 points and Shamari Spears added 10 points for the Eagles.

"Winning sure feels better than losing. It's been a long time, and hopefully it doesn't end here and we can keep moving forward" - Dave Leitao

**GAME #25 • FEBRUARY 24, 2008**

**NC STATE** 60  
**AT VIRGINIA** 78

NC STATE (15-12/4-9)		REB								
Player	MP	FG	FT	(0-1)	A	TO	BS	S	TP	
Grant	32	2-6	0-0	0-6	1	5	1	0	6	
McCauley	29	4-7	1-2	3-12	2	5	0	1	9	
Hickson	21	3-8	1-3	1-5	2	4	1	0	7	
Fells	21	3-8	0-0	0-1	0	2	0	0	8	
Gonzalez	25	0-2	0-0	1-2	3	3	0	1	0	
Harris	4	0-0	0-0	0-0	0	1	0	0	0	
Johnson	15	0-1	3-4	0-0	0	2	0	0	3	
Ferguson	19	3-5	2-3	0-1	0	0	1	0	11	
Smith	4	0-1	2-2	0-1	0	0	0	0	2	
Horner	4	0-2	0-0	0-0	0	0	0	1	0	
Costner	26	4-6	4-4	0-4	2	3	2	0	14	
Team				2-3						
Totals	200	19-46	13-18	7-35	10	25	5	3	60	
		.413	.722							

VIRGINIA (13-12/3-9)		REB								
Player	MP	FG	FT	(0-1)	A	TO	BS	S	TP	
Joseph	18	3-6	3-4	0-4	0	1	0	1	9	
Scott	29	2-4	1-2	1-3	0	1	0	0	5	
Pettinella	18	1-3	1-2	1-4	0	0	0	1	3	
Jones	21	4-8	1-1	0-0	1	1	0	1	9	
Singletary	33	7-15	6-8	1-2	6	3	0	7	21	
Baker	24	5-10	3-4	1-6	1	0	0	2	15	
Mikalauskas	18	0-2	2-2	0-2	3	1	0	1	2	
Tucker	10	2-3	0-0	0-1	0	0	0	1	5	
Diane	25	4-8	0-4	1-4	0	2	1	2	9	
Meynsse	4	0-0	0-0	1-2	0	0	0	0	0	
Team				2-3						
Totals	200	28-59	17-27	8-31	11	9	1	16	78	
		.475	.630							

3-Point Field Goals: (NCSU)--(9-22/.409) Ferguson (3-5), Grant (2-3), Costner (2-3), Fells (2-7), Johnson (0-1), Horner (0-1), Gonzalez (0-2). (UVA)--(5-17/.294) Baker (2-4), Tucker (1-2), Diane (1-2), Singletary (1-4), Scott (0-1), Joseph (0-2), Jones (0-2).

NC State	18	42	60
Virginia	38	40	78
Attendance --	13,630		

Virginia recorded its second consecutive victory with a 78-60 win over NC State at John Paul Jones Arena. It marked the first time this season the Cavaliers won consecutive ACC games.

Sean Singletary led Virginia with 21 points, seven steals and six assists. His seven steals tied the Virginia single-game record. Calvin Baker added 15 points off the bench for the Cavaliers.

In the first half, the Cavaliers used a strong defensive performance to build a 20-point halftime lead (38-18). Virginia forced 17 first half Wolfpack turnovers, 11 coming on UVA steals. NC State's 18 first half points are the fewest scored in a half in JPJA history. The Cavaliers' ended the half on a 21-5 run.

Virginia continued its strong play after the break, extending its lead to 50-23. The Wolfpack made several runs in the second half, but never got closer than 12 points.

The Cavaliers shot 47.5 percent from the floor and 63.0 percent from the line. The Wolfpack shot 41.3 percent from the floor and 72.2 percent from the line. Virginia had a season-high 16 steals and forced a season-high 25 turnovers.

NC State was led by Brandon Costner, who scored 14 points off the bench. Trevor Ferguson added 11 points for the Wolfpack.

*"At the very least for this year, if not for the previous two, for the first 20 minutes that was as good a defensive display against very talented players as we've had. To give up 18 points and to get that many steals and turnovers was pleasing. We did a really good job of being in the right position without getting caught and having to foul." - Dave Leitao*

**GAME #26 • MARCH 1, 2008**

**VIRGINIA** 93  
**AT MIAMI** 95

VIRGINIA (13-13/3-10)		REB								
Player	MP	FG	FT	(0-1)	A	TO	BS	S	TP	
Joseph	13	0-5	0-0	0-1	0	0	0	0	0	
Scott	27	3-6	0-0	1-6	2	0	0	0	6	
Pettinella	8	1-1	0-0	0-1	0	0	0	0	2	
Jones	8	0-1	0-0	1-1	0	2	0	0	0	
Singletary	36	12-25	13-14	0-9	3	0	0	1	41	
Baker	21	0-3	5-6	0-0	1	1	0	0	5	
Mikalauskas	20	7-10	2-2	9-13	0	3	0	1	16	
Tucker	20	4-6	3-4	3-3	2	0	0	0	14	
Diane	27	0-2	1-2	0-1	1	1	1	0	1	
Tat	16	2-4	2-2	0-3	1	0	0	0	6	
Meynsse	4	1-1	0-0	0-0	0	0	0	0	2	
Team				0-1						
Totals	200	30-64	26-30	14-39	10	7	1	2	93	
		.469	.867							

MIAMI (20-8/7-7)		REB								
Player	MP	FG	FT	(0-1)	A	TO	BS	S	TP	
Collins	21	4-7	0-1	1-7	1	1	2	0	8	
King	27	2-6	0-0	3-8	4	0	2	0	4	
Hurdle	13	3-5	2-2	0-3	3	1	0	0	10	
Dews	24	3-6	2-2	0-2	1	1	0	1	9	
McClinton	36	11-18	5-7	0-3	3	2	0	0	34	
Graham	20	7-10	5-9	2-3	1	0	1	2	19	
Rios	25	2-4	3-4	0-1	8	1	0	0	8	
Asbury	24	1-5	1-2	0-1	0	0	1	0	3	
Hicks	10	0-0	0-0	1-1	0	0	0	0	0	
Team				2-3						
Totals	200	33-61	18-27	9-32	21	6	6	3	95	
		.541	.667							

3-Point Field Goals: (UVA)--(7-19/.368) Singletary (4-8), Tucker (3-4), Diane (0-1), Tat (0-1), Baker (0-2), Joseph (0-3). (Miami)--(11-23/.478) McClinton (7-12), Hurdle (2-3), Dews (1-3), Rios (1-3), Asbury (0-2).

Virginia	39	54	93
Miami	35	60	95
Attendance --	6,128		

Virginia had its two-game winning streak snapped with a 95-93 loss to Miami at the BankUnited Center. Sean Singletary scored a career-high 41 points, but it wasn't enough as the Cavaliers fell to 13-13 and 3-10 in the ACC.

Singletary's 41 points were the most by a Cavalier since Donald Hand scored 41 points against NC State in 1999. He was 12-25 from the floor, including 4-8 from 3-point range, and 13-14 from the free throw line.

Laurynas Mikalauskas had a double-double, setting career highs with 16 points and 13 rebounds. Jamil Tucker added a career-high 14 points.

Virginia took a 39-35 lead into halftime after Tucker scored 10 of his 13 first half points in the final 4:04 of the half to give the Cavaliers the lead. Miami opened the second half strong and took the largest lead of the game, 72-57, at the midway point of the second half. The Hurricanes' lead was 10 points, 91-81, with 1:46 remaining when the Cavaliers went on a 9-0 run to close to within one point. Lance Hurdle made a 3-pointer with 9.2 seconds left to give Miami a 94-90 lead. Singletary made a layup to cut the lead to two and when Jack McClinton made one of two free throws for Miami, Virginia had the ball down 95-92 with 3.3 seconds remaining. Singletary was fouled with 0.9 seconds left and made the first free throw. He intentionally missed the second, but the Cavaliers couldn't get a put back opportunity to tie the game.

The Cavaliers shot 46.9 percent from the floor and 86.7 percent from the line. Miami shot 54.1 percent from the floor and 66.7 percent from the line.

McClinton led Miami with 34 points and Jimmy Graham had 19 points. Hurdle added 10 points for the Hurricanes.

*"Over the course of 40 minutes, you have a game that is dictated by certain things. We started off the game sluggish defensively and it took us a little while to pick it up. We didn't get as many deflections or support that we had been getting recently. Psychologically and structurally on defense we played catch up basketball from there, and you just can't do that against a good team in their gym." - Dave Leitao*

**GAME #27 • MARCH 3, 2008**

**VIRGINIA** 76  
**AT GEORGIA TECH** 74

VIRGINIA (14-13/4-10)		REB								
Player	MP	FG	FT	(0-1)	A	TO	BS	S	TP	
Joseph	16	2-8	0-0	1-4	0	0	0	0	5	
Scott	20	3-5	3-5	3-4	0	1	0	0	9	
Pettinella	12	0-2	0-0	1-1	1	1	0	0	0	
Jones	14	1-5	2-2	1-2	1	0	0	0	4	
Singletary	33	5-13	6-6	0-1	6	3	0	3	17	
Baker	26	4-9	0-0	2-7	4	2	0	4	10	
Mikalauskas	19	5-8	5-8	5-7	0	1	0	1	15	
Tucker	19	0-5	2-2	0-4	0	1	0	0	2	
Diane	27	4-9	2-4	4-6	0	5	1	0	10	
Tat	7	1-2	2-2	0-3	1	0	0	0	4	
Meynsse	7	0-0	0-0	0-2	0	0	0	0	0	
Team				3-5						
Totals	200	25-66	22-29	20-46	13	14	1	8	76	
		.379	.759							

GEORGIA TECH (12-16/5-9)		REB								
Player	MP	FG	FT	(0-1)	A	TO	BS	S	TP	
Morrow	35	4-15	4-4	1-4	4	0	2	2	13	
Smith	22	3-6	1-1	2-6	0	1	0	1	7	
Lawal	17	1-1	3-4	1-3	0	3	2	0	5	
Miller	34	2-8	2-4	2-3	6	2	0	1	7	
Bell	23	3-9	2-2	0-1	1	0	0	0	9	
Clinch	16	2-7	0-0	1-1	1	1	0	1	4	
Storrs	12	0-2	0-2	0-2	1	1	0	0	0	
Peacock	26	9-12	4-4	3-7	4	1	1	0	23	
Aminu	15	3-4	0-2	2-6	0	3	2	0	6	
Team				1-3						
Totals	200	27-64	16-23	13-36	17	13	7	5	74	
		.422	.696							

3-Point Field Goals: (UVA)--(4-19/.211) Baker (2-5), Joseph (1-4), Singletary (1-5), Jones (0-1), Tucker (0-2), Diane (0-2). (GT)--(4-20/.200) Bell (1-2), Peacock (1-2), Miller (1-5), Morrow (1-6), Aminu (0-1), Clinch (0-2), Storrs (0-2).

Virginia	38	38	76
Boston College	42	32	74
Attendance --	9,191		

Calvin Baker made a go-ahead three-pointer with 4.2 seconds to play to lift Virginia to a 76-74 win at Georgia Tech at the Alexander Memorial Coliseum. The game was a make-up contest after a leak in the roof caused a postponement on the originally scheduled date, Feb. 21.

Sean Singletary led Virginia with 17 points and six assists. Laurynas Mikalauskas had 15 points and seven rebounds. Baker finished with 10 points and a career-high four steals and Mamadi Diane added 10 points.

The game was close throughout, with neither team leading by more than seven points. There were 14 lead changes and six ties during the course of the game.

Georgia Tech led by three points, 72-69, with one minute to play. Singletary was fouled with 58 seconds remaining and made both free throws to cut the lead to 72-71. On the ensuing Yellow Jacket possession, Singletary stole a pass and drove the length of the floor. His layup missed, but Baker followed with a tip-in to give Virginia a 73-72 lead with 29.1 seconds remaining. Georgia Tech answered as Jeremis Smith scored with 10 seconds left and the Yellow Jackets retook the lead 74-73. The Cavaliers immediately inbounded the ball and Singletary drove the length of the court. As he drove into the paint, the Georgia Tech defense collapsed on him and he found Baker open for the game-winning shot from in front of the Cavalier bench.

For the game, the Cavaliers shot 37.9 percent from the field and 75.9 percent from the free throw line. Georgia Tech shot 42.2 percent from the field and 69.6 percent from the free throw line.

Zack Peacock scored a career-high 23 points to lead the Yellow Jackets and Anthony Morrow added 13 points.

*"We've been here, done that a few too many times and come up short. At some point you have to, in your mind, say to heck with this, it's not going to happen anymore. I could see that, when we came out of the (final media) timeout, they did that mentally because their defensive rotations, executions and just body language was much better." - Dave Leitao*

**GAME #28 • MARCH 5, 2008****#6 DUKE 86**  
**AT VIRGINIA 70****DUKE (26-3/13-2)**

Player	MP	FG	FT	REB (0-1)	A	TO	BS	S	TP
Singler	32	8-21	0-0	3-8	0	2	0	0	18
Thomas	16	0-1	1-2	0-2	1	1	0	0	1
Paulus	33	5-10	0-0	0-2	3	1	0	1	14
Henderson	28	8-13	2-2	3-7	4	2	0	1	19
Nelson	29	6-10	2-5	1-4	4	2	0	1	16
Smith	11	2-2	0-0	0-1	0	0	0	0	6
McClure	5	0-0	0-0	0-1	0	0	0	0	0
King	4	0-1	0-0	0-0	0	0	0	0	0
Scheyer	29	3-6	3-3	2-2	4	1	0	1	10
Zoubek	13	1-1	0-2	1-4	1	2	1	0	2
Team				1-4					
Totals	200	33-65	8-14	11-35	17	11	1	4	86
		.508	.571						

**VIRGINIA (14-14/4-11)**

Player	MP	FG	FT	REB (0-1)	A	TO	BS	S	TP
Joseph	14	1-4	0-0	0-2	0	0	0	0	3
Scott	22	1-3	0-0	1-3	1	1	3	1	2
Pettinella	12	0-0	0-0	0-3	1	1	0	0	0
Jones	17	1-5	1-2	1-4	0	0	0	0	3
Singletary	35	6-16	5-6	0-1	7	5	0	0	18
Baker	31	7-15	0-0	0-1	4	5	0	0	15
Mikalaukas	19	4-7	2-3	2-4	0	0	0	0	10
Tucker	21	2-2	0-0	1-8	0	1	0	1	5
Diane	23	4-5	2-2	2-2	0	1	1	1	12
Iat	6	1-1	0-0	0-2	0	0	0	0	2
Team				1-2					
Totals	200	27-58	10-13	8-32	13	14	4	3	70
		.466	.769						

3-Point Field Goals: (Duke)--(12-27/.444) Paulus (4-7), Smith (2-2), Nelson (2-3), Singler (2-9), Henderson (1-2), Scheyer (1-3), King (0-1). (UVA)--(6-18/.333) Diane (2-3), Tucker (1-1), Joseph (1-3), Baker (1-3), Singletary (1-7), Jones (0-1).

Duke 43 43 86  
Virginia 31 39 70  
Attendance -- 14,273

Virginia fell to 14-14 overall and 4-11 in the ACC with a 86-70 loss to No. 6 Duke at John Paul Jones Arena.

Sean Singletary led Virginia with 18 points and seven assists. Calvin Baker scored 15 points, Mamadi Diane scored 12 points, and Laurynas Mikalaukas added 10 points for the Cavaliers.

The game was close for most of the first half. Virginia led 29-28 with 6:45 remaining before halftime, but the Blue Devils went on a 15-0 run to lift them to a 43-31 lead at the break.

Duke increased its lead in the second half to 19 points (66-47) before a 10-0 run got the Cavaliers back within single-digits at 66-57. Nine points was as close as Virginia got in the second half as Duke closed out the 86-70 win.

The Cavaliers shot 46.6 percent from the floor and 76.9 percent from the line. The Blue Devils shot 50.8 percent from the floor and 57.1 percent from the line.

Duke was led by Gerald Henderson's 19 points. Kyle Singler scored 18 points, DeMarcus Nelson had 16 points, Greg Paulus scored 14 points, and Jon Scheyer added 10 points for Duke.

*"We played with good energy for the most part, but we didn't always make the smartest plays at times. We never could get over that hump, kind of like it's been all year where we make a run and we don't have the energy to get over that last hump." - Sean Singletary*



# CALVIN BAKER

# #4

Sophomore • Guard • 6-2 • 186 • Newport News, Va. • Woodside H.S. • William & Mary

### THIS SEASON:

- Is eligible to play this season after sitting out games in 2006-07 after transferring from William & Mary
- Has started eight games this season
- Shooting 81.8 percent (18-22) from the free throw line in last 10 games
- Has scored in double figures in 14 games this season
- Had 15 points and four assists vs. Duke (3/5)
- Had 10 points (making the game-winning 3-pointer with 4.2 seconds left), seven rebounds and a career-high four steals at Georgia Tech (3/3)
- Had 15 points and six rebounds vs. NC State
- Made four free throws in the last 13 seconds in victory at Boston College (2/17)
- Had 10 points, three rebounds, and a career-high two blocks vs. North Carolina
- Scored a UVa career high 17 points at Maryland
- Had 16 points vs. Georgia Tech (1/27)
- Had 15 points (5-7 FG, 3-4 3FG) vs. Boston College
- Made first start of the season at Duke and scored 13 points
- Scored 12 points vs. Hartford
- Had a UVa high six assists vs. Elon, which tied his career high at W&M
- Had 16 points (6-6 FG, 4-4 3FG) vs. Northwestern
- Had 11 points and tied a career-high (including W&M) with eight rebounds vs. Howard
- Scored 11 points vs. Vermont in his Cavalier debut

### 2007-08 GAME-BY GAME:

Opponent	GP-GS	FG-FGA	3FG-3FGA	FT-FTA	Off-Def	Total	A	TO	Blk	Stl	PF	Min	Pts
Vermont	1-0	4-6	1-1	2-4	0-1	1	0	0	0	1	2	14	11
Howard	2-0	4-8	3-5	0-0	2-6	8	5	0	0	0	0	17	11
at Arizona	3-0	2-3	1-1	0-0	0-0	0	4	2	0	0	2	20	5
Drexel	4-0	5-9	1-3	0-0	0-1	1	1	1	0	1	0	26	11
at Penn	5-0	2-5	1-3	1-2	0-1	1	5	2	0	0	1	20	6
vs. Seton Hall	6-0	4-12	1-6	0-0	1-2	3	1	3	0	0	4	27	9
Northwestern	7-0	6-6	4-4	0-0	0-2	2	1	1	0	0	3	16	16
Syracuse	8-0	3-10	2-7	0-0	0-1	1	1	2	0	2	3	31	8
Longwood	9-0	4-6	2-3	1-3	0-3	3	2	2	0	1	2	22	11
Hampton	10-0	2-4	2-4	0-0	0-4	4	2	3	0	0	2	30	6
Elon	11-0	2-7	1-3	2-2	2-1	3	6	1	0	0	2	24	7
Hartford	12-0	4-10	2-5	2-4	2-2	4	4	2	0	0	1	27	12
at Xavier	13-0	2-7	0-2	3-4	0-2	2	3	2	0	2	3	25	7
at Duke	14-1	6-14	0-1	1-1	1-3	4	2	2	0	1	1	29	13
Virginia Tech	15-2	2-8	1-4	0-1	0-0	0	3	2	0	2	0	33	5
Boston College	16-3	5-7	3-4	2-2	1-3	4	1	0	0	0	1	31	15
at Florida State	17-4	3-11	1-5	0-2	0-0	0	3	2	0	2	3	34	7
Georgia Tech	18-5	6-13	3-7	1-2	1-3	4	1	3	0	1	3	32	16
at Maryland	19-6	6-12	3-5	2-2	0-1	1	1	0	0	2	2	29	17
at Virginia Tech	20-7	0-2	0-1	0-0	1-1	2	4	3	0	1	4	29	0
Clemson	21-8	1-3	0-1	3-4	0-3	3	0	2	1	0	1	27	5
at Wake Forest	22-8	1-5	1-3	0-0	1-3	4	2	2	0	1	2	24	3
North Carolina	23-8	4-10	1-3	1-2	0-3	3	1	0	2	2	2	26	10
at Boston Coll.	24-8	1-4	1-3	4-4	0-2	2	5	3	0	0	2	24	7
NC State	25-8	5-10	2-4	3-4	1-5	6	1	0	0	2	2	24	15
at Miami	26-8	0-3	0-2	5-6	0-0	0	1	1	0	0	2	21	5
at Georgia Tech	27-8	4-9	2-5	0-0	2-5	7	4	2	0	4	3	26	10
Duke	28-8	7-15	1-3	0-0	0-1	1	4	5	0	0	2	31	15

### SINGLE GAME BESTS (at Virginia)

#### POINTS

Season: 17 at Maryland (1/30/08)  
 Career: 17 at Maryland (1/30/08)  
 ACC: 17 at Maryland (1/30/08)

#### REBOUNDS

Season: 8 vs. Howard (11/14/07)  
 Career: 8 vs. Howard (11/14/07)  
 ACC: 7 at Georgia Tech (3/3/08)

#### FG MADE

Season: 7 vs. Duke (3/5/08)  
 Career: 7 vs. Duke (3/5/08)  
 ACC: 7 vs. Duke (3/5/08)

#### FG ATTEMPTS

Season: 15 vs. Duke (3/5/08)  
 Career: 15 vs. Duke (3/5/08)  
 ACC: 15 vs. Duke (3/5/08)

#### 3 PT FG MADE

Season: 4 vs. Northwestern (11/27/07)  
 Career: 4 vs. Northwestern (11/27/07)  
 ACC: 3 on three occasions

#### 3 PT FG ATTEMPTS

Season: 7 vs. Syracuse (12/5/07), vs. Ga Tech (1/27/08)  
 Career: 7 vs. Syracuse (12/5/07), vs. Ga Tech (1/27/08)  
 ACC: 7 vs. Georgia Tech (1/27/08)

#### FT MADE

Season: 5 at Miami (3/1/08)  
 Career: 5 at Miami (3/1/08)  
 ACC: 5 at Miami (3/1/08)

#### FT ATTEMPTS

Season: 6 at Miami (3/1/08)  
 Career: 6 at Miami (3/1/08)  
 ACC: 6 at Miami (3/1/08)

#### ASSISTS

Season: 6 vs. Elon (12/22/07)  
 Career: 6 vs. Elon (12/22/07)  
 ACC: 5 at Boston College (2/17/08)

#### TURNOVERS

Season: 5 vs. Duke (3/5/08)  
 Career: 5 vs. Duke (3/5/08)  
 ACC: 5 vs. Duke (3/5/08)

#### BLOCKS

Season: 2 vs. North Carolina (2/12/08)  
 Career: 2 vs. North Carolina (2/12/08)  
 ACC: 2 vs. North Carolina (2/12/08)

#### STEALS

Season: 4 at Georgia Tech (3/3/08)  
 Career: 4 at Georgia Tech (3/3/08)  
 ACC: 4 at Georgia Tech (3/3/08)

#### MINUTES

Season: 34 at Florida State (1/23/08)  
 Career: 34 at Florida State (1/23/08)  
 ACC: 34 at Florida State (1/23/08)

### CAREER STATISTICS (at Virginia)

Year	G-GS	Min-Avg.	FG-FGA	Pct.	3FG-3FGA	Pct.	FT-FTA	Pct.	Off-Def.	Reb-Avg.	PF-DQ	Ast	TO	Blk	Stl	Pts-Avg
2006-07	Did not play after transferring															
ACC																
2007-08	28-8	719-25.7	95-219	.434	40-98	.408	33-49	.673	15-59	74-2.6	55-0	68	48	3	25	263-9.4
ACC	15-8	420-28.0	51-126	.405	19-51	.373	22-30	.733	8-33	41-2.7	30-0	33	27	3	18	143-9.5
<b>CAREER</b>	<b>28-8</b>	<b>719-25.7</b>	<b>95-219</b>	<b>.434</b>	<b>40-98</b>	<b>.408</b>	<b>33-49</b>	<b>.673</b>	<b>15-59</b>	<b>74-2.6</b>	<b>55-0</b>	<b>68</b>	<b>48</b>	<b>3</b>	<b>25</b>	<b>263-9.4</b>
ACC	15-8	420-28.0	51-126	.405	19-51	.373	22-30	.733	8-33	41-2.7	30-0	33	27	3	18	143-9.5



# ANDY BURNS

# #31

Sophomore • Forward • 6-8 • 212 • Alexandria, Va. • Bishop Ireton H.S.

### THIS SEASON:

- Scored his first two points of the season vs. Northwestern
- Had his first career assist at Penn
- Had two rebounds in two minutes of playing time in the season opener vs. Vermont
- Had one rebound and one assist in four minutes of action in the exhibition vs. Carson-Newman

### SINGLE GAME BESTS

#### POINTS

Season: 2 vs. Northwestern (11/27/07)  
 Career: 4 vs. UMES (11/26/06)  
 ACC: --

#### REBOUNDS

Season: 2 vs. Vermont (11/11/07)  
 Career: 3 vs. UMES (11/26/06)  
 ACC: 1 at Virginia Tech (2/10/07)

#### FG MADE

Season: 1 vs. Northwestern (11/27/07)  
 Career: 1 on three occasions  
 ACC: --

#### FG ATTEMPTS

Season: 1 on five occasions  
 Career: 2 vs. UMES (11/26/06), vs. Longwood (2/13/07)  
 ACC: --

#### 3 PT FG MADE

Season: --  
 Career: 1 vs. Longwood (2/13/07)  
 ACC: --

#### 3 PT FG ATTEMPTS

Season: 1 vs. Longwood (12/7/07)  
 Career: 1 on three occasions  
 ACC: --

#### FT MADE

Season: 1 at Xavier (1/3/08)  
 Career: 2 vs. UMES (11/26/06)  
 ACC: --

#### FT ATTEMPTS

Season: 2 at Xavier (1/3/08)  
 Career: 4 vs. UMES (11/26/06)  
 ACC: --

#### ASSISTS

Season: 1 at Penn (11/23/07), vs. Longwood (12/7/07)  
 Career: 1 at Penn (11/23/07), vs. Longwood (12/7/07)  
 ACC: --

#### TURNOVERS

Season: 1 at Penn (11/23/07), vs. Longwood (12/7/07)  
 Career: 1 on three occasions  
 ACC: --

#### BLOCKS

Season: --  
 Career: 1 vs. Longwood (2/13/07)  
 ACC: --

#### STEALS

Season: --  
 Career: --  
 ACC: --

#### MINUTES


Season: 4 vs. Northwestern (11/27/07), at Xavier (1/3/08)  
 Career: 7 vs. UMES (11/26/06)  
 ACC: 1 on three occasions

### 2007-08 GAME-BY-GAME:

Opponent	GP-GS	FG-FGA	3FG-3FGA	FT-FTA	Off-Def	Total	A	TO	Blk	Stl	PF	Min	Pts
Vermont	1-0	0-0	0-0	0-0	1-1	2	0	0	0	0	1	2	0
Howard	2-0	0-1	0-0	0-0	0-0	0	0	0	0	0	0	2	0
at Arizona	DNP												
Drexel	DNP												
at Penn	3-0	0-1	0-0	0-0	1-0	1	1	1	0	0	1	2	0
vs. Seton Hall	DNP												
Northwestern	4-0	1-1	0-0	0-0	0-0	0	0	0	0	0	1	4	2
Syracuse	DNP												
Longwood	5-0	0-1	0-1	0-0	0-0	0	1	1	0	0	0	3	0
Hampton	DNP												
Elon	6-0	0-1	0-0	0-0	0-0	0	0	0	0	0	0	2	0
Hartford	DNP												
at Xavier	7-0	0-0	0-0	1-2	0-1	1	0	0	0	0	0	4	1
at Duke	DNP												
Virginia Tech	DNP												
Boston College	DNP												
at Florida State	DNP												
Georgia Tech	DNP												
at Maryland	DNP												
at Virginia Tech	DNP												
Clemson	8-0	0-0	0-0	0-0	0-0	0	0	0	0	0	0	1	0
at Wake Forest	DNP												
North Carolina	DNP												
at Boston Coll.	DNP												
NC State	DNP												
at Miami	DNP												
at Georgia Tech	DNP												
Duke	DNP												

### CAREER STATISTICS

Year	G-GS	Min-Avg.	FG-FGA	Pct.	3FG-3FGA	Pct.	FT-FTA	Pct.	Off-Def.	Reb-Avg.	PF-DQ	Ast	TO	Blk	Stl	Pts-Avg
2006-07	13-0	20-1.5	2-4	.500	1-2	.500	2-8	.250	1-5	6-0.5	2-0	0	1	1	0	7-0.5
ACC	3-0	2-0.7	0-0	.000	0-0	.000	0-0	.000	0-1	1-0.3	0-0	0	0	0	0	0-0.0
2007-08	8-0	20-2.5	1-5	.200	0-1	.000	1-2	.500	2-2	4-0.5	3-0	2	2	0	0	3-0.4
ACC	1-0	1-1.0	0-0	.000	0-0	.000	0-0	.000	0-0	0-0.0	0-0	0	0	0	0	0-0.0
<b>CAREER</b>	<b>21-0</b>	<b>40-1.9</b>	<b>3-9</b>	<b>.333</b>	<b>1-3</b>	<b>.333</b>	<b>3-10</b>	<b>.300</b>	<b>3-7</b>	<b>10-0.5</b>	<b>5-0</b>	<b>2</b>	<b>3</b>	<b>1</b>	<b>0</b>	<b>10-0.5</b>
ACC	4-0	3-0.8	0-0	.000	0-0	.000	0-0	.000	0-1	1-0.3	0-0	0	0	0	0	0-0.0



# MAMADI DIANE

# #24

Junior • Guard/Forward • 6-5 • 201 • Potomac, Md. • DeMatha Catholic H.S.

### THIS SEASON:

- Scored in double figures in 17 games this season
- Played off the bench the last seven games after starting the first 21 games
- Had 12 points (4-5 FG, 2-2 FT) vs. Duke (3/5)
- Scored 20 points at Boston College, his fifth 20-point game of the season
- Had 16 points and tied a career-high with four assists at Maryland
- Had 16 points and eight rebounds in a career-high 42 minutes vs. Georgia Tech (1/27)
- Scored 21 points at Florida State and 20 points vs. Boston College (1/19), the first time in his career he has scored at least 20 points in consecutive games
- Tied a season-high with nine rebounds vs. Virginia Tech (1/16)
- Had 11 points and six rebounds at Duke (1/13)
- Had 20 points, a season-high nine rebounds, three steals, two assists, and two blocks vs. Hartford
- Scored a season-high 22 points, including a career-high six 3-point FG, vs. Northwestern
- Had 12 points and eight rebounds vs. Seton Hall
- Had 13 points, four rebounds and two steals at Penn
- Had 11 points and two rebounds vs. Drexel
- Scored nine points (3-3 3FG) and tied a career high with three blocks at Arizona
- Scored 14 points (5-8 FG, 4-7 3FG) against Howard
- Had 10 points and a team-high eight rebounds in the season opener vs. Vermont

### 2007-08 GAME-BY GAME:

Opponent	GP-GS	FG-FGA	3FG-3FGA	FT-FTA	Off-Def	Total	A	TO	Blk	Stl	PF	Min	Pts
Vermont	1-1	4-7	1-3	1-3	1-7	8	1	4	0	0	2	29	10
Howard	2-2	5-8	4-7	0-0	1-1	2	1	2	0	1	2	20	14
at Arizona	3-3	3-4	3-3	0-0	0-1	1	1	3	3	0	2	36	9
Drexel	4-4	3-7	2-4	3-4	2-0	2	0	3	0	0	3	28	11
at Penn	5-5	5-10	1-3	2-2	1-3	4	1	0	1	2	4	25	13
vs. Seton Hall	6-6	4-7	2-4	2-3	4-4	8	2	1	2	0	2	33	12
Northwestern	7-7	6-11	6-9	4-4	1-6	7	3	3	1	0	2	29	22
Syracuse	8-8	4-7	2-4	0-0	0-2	2	0	0	1	1	3	33	10
Longwood	9-9	4-11	2-5	1-2	1-3	4	1	0	1	0	1	18	11
Hampton	10-10	0-5	0-2	0-0	0-1	1	3	1	0	0	1	18	0
Elon	11-11	4-8	0-3	1-2	0-0	0	1	1	0	2	1	30	9
Hartford	12-12	6-8	4-5	4-6	1-8	9	2	3	2	3	3	34	20
at Xavier	13-13	2-8	1-3	2-3	1-1	2	1	0	0	0	1	17	7
at Duke	14-14	3-12	1-5	4-5	3-3	6	1	0	0	0	2	32	11
Virginia Tech	15-15	3-10	0-2	2-5	2-7	9	2	3	0	0	4	38	8
Boston College	16-16	6-14	4-10	4-5	1-4	5	2	3	0	1	4	34	20
at Florida State	17-17	6-12	5-9	4-4	2-3	5	0	1	0	1	2	37	21
Georgia Tech	18-18	5-17	3-9	3-5	7-1	8	0	1	1	0	2	42	16
at Maryland	19-19	6-13	2-6	2-2	2-1	3	4	2	0	1	2	34	16
at Virginia Tech	20-20	2-8	1-4	3-7	0-4	4	0	2	1	0	3	36	8
Clemson	21-21	1-8	0-2	0-0	0-1	1	0	1	0	1	1	24	2
at Wake Forest	22-21	2-9	0-2	5-6	5-1	6	1	1	0	0	2	17	9
North Carolina	23-21	4-11	1-6	0-0	3-4	7	2	2	0	0	3	29	9
at Boston Coll.	24-21	6-12	3-5	5-6	1-3	4	1	2	0	0	4	35	20
NC State	25-21	4-8	1-2	0-4	1-3	4	0	2	1	2	1	25	9
at Miami	26-21	0-2	0-1	1-2	0-1	1	1	1	1	0	3	27	1
at Georgia Tech	27-21	4-9	0-2	2-4	4-2	6	0	5	1	0	3	27	10
Duke	28-21	4-5	2-3	2-2	2-0	2	0	1	1	1	0	23	12

### SINGLE GAME BESTS

#### POINTS

Season: 22 vs. Northwestern (11/27/07)  
 Career: 26 vs. Maryland (1/16/07)  
 ACC: 26 vs. Maryland (1/16/07)

#### REBOUNDS

Season: 9 vs. Hartford (12/30/07), vs. Va Tech (1/16/08)  
 Career: 11 vs. Hampton (12/16/06)  
 ACC: 10 vs. Wake Forest (2/4/06)

#### FG MADE

Season: 6 on six occasions  
 Career: 9 vs. Maryland (1/16/07)  
 ACC: 9 vs. Maryland (1/16/07)

#### FG ATTEMPTS

Season: 17 vs. Georgia Tech (1/27/08)  
 Career: 17 vs. Georgia Tech (1/27/08)  
 ACC: 17 vs. Georgia Tech (1/27/08)

#### 3 PT FG MADE

Season: 6 vs. Northwestern (11/27/07)  
 Career: 6 vs. Northwestern (11/27/07)  
 ACC: 5 at Florida State (1/23/08)

#### 3 PT FG ATTEMPTS

Season: 10 vs. Boston College (1/19/08)  
 Career: 10 vs. Boston College (1/19/08)  
 ACC: 10 vs. Boston College (1/19/08)

#### FT MADE

Season: 5 at WF (2/9/08), at BC (2/17/08)  
 Career: 7 vs. Loyola (12/23/05), vs. UMES (11/26/06)  
 ACC: 6 vs. Maryland (1/16/07)

#### FT ATTEMPTS

Season: 7 at Virginia Tech (2/2/08)  
 Career: 8 vs. Loyola (12/23/05)  
 ACC: 7 vs. Md (1/16/07), at VT (2/2/08)

#### ASSISTS

Season: 4 at Maryland (1/30/08)  
 Career: 4 vs. Loyola (12/23/05), at Md (1/30/08)  
 ACC: 4 at Maryland (1/30/08)

#### TURNOVERS

Season: 5 at Georgia Tech (3/3/08)  
 Career: 5 vs. Morgan St. (11/19/06), at GT (3/3/08)  
 ACC: 5 at Georgia Tech (3/3/08)

#### BLOCKS

Season: 3 at Arizona (11/17/07)  
 Career: 3 vs. Liberty (11/18/05), at Arizona (11/17/07)  
 ACC: 2 on 4 occasions

#### STEALS


Season: 3 vs. Hartford (12/30/07)  
 Career: 4 vs. Maryland (1/16/07)  
 ACC: 4 vs. Maryland (1/16/07)

#### MINUTES

Season: 42 vs. Georgia Tech (1/27/08)  
 Career: 42 vs. Georgia Tech (1/27/08)  
 ACC: 42 vs. Georgia Tech (1/27/08)

### CAREER STATISTICS

Year	G-GS	Min-Avg.	FG-FGA	Pct.	3FG-3FGA	Pct.	FT-FTA	Pct.	Off-Def.	Reb-Avg.	PF-DQ	Ast	TO	Blk	Stl	Pts-Avg
2005-06	30-11	668-22.3	65-193	.337	16-66	.242	35-43	.814	33-79	112-3.7	42-0	32	36	11	22	181-6.0
ACC	16-1	321-20.1	31-94	.330	7-36	.194	12-15	.800	20-39	59-3.7	22-0	17	17	3	10	81-5.1
2006-07	32-32	883-27.6	111-251	.442	42-120	.350	43-57	.754	34-78	112-3.5	61-3	38	42	13	26	307-9.6
ACC	16-16	446-27.9	49-132	.371	18-64	.281	18-27	.667	17-37	54-3.4	32-2	18	21	8	15	134-8.4
2007-08	28-21	810-28.9	106-251	.422	51-123	.415	57-86	.663	46-75	121-4.3	63-0	31	48	17	16	320-11.4
ACC	15-8	460-30.7	56-150	.373	23-68	.338	37-57	.649	33-38	71-4.7	36-0	14	27	6	7	172-11.5
<b>CAREER</b>	<b>90-64</b>	<b>2361-26.2</b>	<b>282-695</b>	<b>.406</b>	<b>109-309</b>	<b>.353</b>	<b>135-186</b>	<b>.726</b>	<b>113-232</b>	<b>345-3.8</b>	<b>166-3</b>	<b>101</b>	<b>126</b>	<b>41</b>	<b>64</b>	<b>808-9.0</b>
ACC	47-25	1227-26.1	136-376	.362	48-168	.286	67-99	.677	70-114	184-3.9	90-2	49	65	17	32	387-8.2



# MUSTAPHA FARRAKHAN

# #2

Freshman • Guard • 6-4 • 175 • Harvey, Ill. • Thornton Township H.S.

### THIS SEASON:

- Had a career-high four rebounds at Maryland, playing a career-high 12 minutes
- Scored three points vs. Georgia Tech
- Had three points at Xavier
- Scored two points vs. Elon
- Had two points and an assist vs. Hampton
- Scored his first career points (4) in 10 minutes of action vs. Howard
- Made his Cavalier debut vs. Vermont, playing four minutes
- Had 13 points and five rebounds in the exhibition game against Carson-Newman

### SINGLE GAME BESTS

#### POINTS

Season: 4 vs. Howard (11/14/07)  
 Career: 4 vs. Howard (11/14/07)  
 ACC: 3 vs. Georgia Tech (1/27/08)

#### REBOUNDS

Season: 4 at Maryland (1/30/08)  
 Career: 4 at Maryland (1/30/08)  
 ACC: 4 at Maryland (1/30/08)

#### FG MADE

Season: 2 vs. Howard (11/14/07)  
 Career: 2 vs. Howard (11/14/07)  
 ACC: 1 vs. Georgia Tech (1/27/08)

#### FG ATTEMPTS

Season: 6 vs. Howard (11/14/07)  
 Career: 6 vs. Howard (11/14/07)  
 ACC: 5 vs. Georgia Tech (1/27/08)

#### 3 PT FG MADE

Season: 1 at Xavier (1/3/08), vs. Ga Tech (1/27/08)  
 Career: 1 at Xavier (1/3/08), vs. Ga Tech (1/27/08)  
 ACC: 1 vs. Georgia Tech (1/27/08)

#### 3 PT FG ATTEMPTS

Season: 3 vs. Georgia Tech (1/27/08)  
 Career: 3 vs. Georgia Tech (1/27/08)  
 ACC: 3 vs. Georgia Tech (1/27/08)

#### FT MADE

Season: 1 at Maryland (1/30/08)  
 Career: 1 at Maryland (1/30/08)  
 ACC: 1 at Maryland (1/30/08)

#### FT ATTEMPTS

Season: 2 vs. Hartford (12/30/07), at Md (1/30/08)  
 Career: 2 vs. Hartford (12/30/07), at Md (1/30/08)  
 ACC: 2 at Maryland (1/30/08)

#### ASSISTS

Season: 1 on four occasions  
 Career: 1 on four occasions  
 ACC: 1 vs. Georgia Tech (1/27/08)

#### TURNOVERS

Season: 3 at Penn (11/23/07)  
 Career: 3 at Penn (11/23/07)  
 ACC: 2 vs. Clemson (2/7/08)

#### BLOCKS

Season: --  
 Career: --  
 ACC: --

#### STEALS

Season: 1 vs. Howard (11/14/07), at Xavier (1/3/08)  
 Career: 1 vs. Howard (11/14/07), at Xavier (1/3/08)  
 ACC: --

#### MINUTES


Season: 12 at Md (1/30/08), vs. Clemson (2/7/08)  
 Career: 12 at Md (1/30/08), vs. Clemson (2/7/08)  
 ACC: 12 at Md (1/30/08), vs. Clemson (2/7/08)

### 2007-08 GAME-BY-GAME:

Opponent	GP-GS	FG-FGA	3FG-3FGA	FT-FTA	Off-Def	Total	A	TO	Blk	Stl	PF	Min	Pts
Vermont	1-0	0-2	0-0	0-0	0-0	0	0	0	0	0	1	4	0
Howard	2-0	2-6	0-1	0-0	1-1	2	1	0	0	1	2	10	4
at Arizona	3-0	0-0	0-0	0-0	0-0	0	0	0	0	0	0	2	0
Drexel	4-0	0-1	0-0	0-0	0-2	2	0	0	0	0	0	3	0
at Penn	5-0	0-2	0-2	0-0	0-2	2	0	3	0	0	0	10	0
vs. Seton Hall	DNP												
Northwestern	6-0	1-3	0-2	0-0	0-1	1	0	1	0	0	0	8	2
Syracuse	DNP												
Longwood	7-0	0-0	0-0	0-0	0-0	0	0	0	0	0	0	2	0
Hampton	8-0	1-3	0-1	0-0	0-0	0	1	0	0	0	0	5	2
Elon	9-0	1-2	0-1	0-0	0-0	0	0	2	0	0	0	7	2
Hartford	10-0	0-0	0-0	0-2	0-1	1	1	2	0	0	1	3	0
at Xavier	11-0	1-5	1-2	0-0	1-0	1	0	0	0	1	0	10	3
at Duke	12-0	0-0	0-0	0-1	0-0	0	0	1	0	0	0	4	0
Virginia Tech	DNP												
Boston College	DNP												
at Florida State	DNP												
Georgia Tech	13-0	1-5	1-3	0-0	0-1	1	1	0	0	0	0	6	3
at Maryland	14-0	0-1	0-1	1-2	1-3	4	0	0	0	0	1	12	1
at Virginia Tech	15-0	0-2	0-1	0-0	0-0	0	0	0	0	0	1	5	0
Clemson	16-0	0-4	0-1	0-0	1-0	1	0	2	0	0	1	12	0
at Wake Forest	17-0	0-1	0-1	0-0	0-0	0	0	0	0	0	0	4	0
North Carolina	DNP												
at Boston Coll.	DNP												
NC State	DNP												
at Miami	DNP												
at Georgia Tech	DNP												
Duke	DNP												

### CAREER STATISTICS

Year	G-GS	Min-Avg.	FG-FGA	Pct.	3FG-3FGA	Pct.	FT-FTA	Pct.	Off-Def.	Reb-Avg.	PF-DQ	Ast	TO	Blk	Stl	Pts-Avg
2007-08	17-0	107-6.3	7-37	.189	2-16	.125	1-5	.200	4-11	15-0.9	7-0	4	11	0	2	17-1.0
ACC	6-0	43-7.2	1-13	.077	1-7	.143	1-3	.333	2-4	6-1.0	3-0	1	3	0	0	4-0.7
<b>CAREER</b>	<b>17-0</b>	<b>107-6.3</b>	<b>7-37</b>	<b>.189</b>	<b>2-16</b>	<b>.125</b>	<b>1-5</b>	<b>.200</b>	<b>4-11</b>	<b>15-0.9</b>	<b>7-0</b>	<b>4</b>	<b>11</b>	<b>0</b>	<b>2</b>	<b>17-1.0</b>
ACC	6-0	43-7.2	1-13	.077	1-7	.143	1-3	.333	2-4	6-1.0	3-0	1	3	0	0	4-0.7



# WILL HARRIS

# #43

Sophomore • Forward/Guard • 6-6 • 245 • Corona, N.Y. • Brewster Academy

### THIS SEASON:

- Had six points and four rebounds at Xavier
- Made a career-high two 3-point field goals and tied a season-high with seven points vs. Elon
- Had four points and tied his career-high with eight rebounds vs. Longwood
- Scored seven points (3-3 FG) vs. Syracuse
- Had four rebounds vs. Northwestern
- Had six points (3-6 FG) along with three rebounds at Penn
- Scored two points and had six rebounds vs. Howard
- Played two minutes in the season opener vs. Vermont

### SINGLE GAME BESTS

#### POINTS

Season: 7 vs. Syracuse (12/5/07), vs. Elon (12/22/07)  
 Career: 16 vs. Morgan State (11/19/06)  
 ACC: 14 vs. NC State (12/3/06)

#### REBOUNDS

Season: 8 vs. Longwood (12/7/07)  
 Career: 8 on three occasions  
 ACC: 6 vs. NC State (12/3/06)

#### FG MADE

Season: 3 at Penn (11/23/07), vs. Syracuse (12/5/07)  
 Career: 7 vs. Morgan State (11/19/06)  
 ACC: 5 vs. NC State (12/3/06)

#### FG ATTEMPTS

Season: 6 at Penn (11/23/07)  
 Career: 12 vs. Morgan State (11/19/06)  
 ACC: 6 on 4 occasions

#### 3 PT FG MADE

Season: 2 vs. Elon (12/22/07)  
 Career: 2 vs. Elon (12/22/07)  
 ACC: 1 on 6 occasions

#### 3 PT FG ATTEMPTS

Season: 3 vs. Elon (12/22/07)  
 Career: 3 vs. UMES (11/26/06), vs. Elon (12/22/07)  
 ACC: 2 vs. NC State (12/3/06), vs. Miami (2/3/07)

#### FT MADE

Season: 2 on three occasions  
 Career: 3 vs. Arizona (11/12/06), vs. NC State (12/3/06)  
 ACC: 3 vs. NC State (12/3/06)

#### FT ATTEMPTS

Season: 3 vs. Longwood (12/7/07)  
 Career: 4 on 3 occasions  
 ACC: 4 vs. NC State (12/3/06), at Va. Tech (2/10/07)

#### ASSISTS

Season: 1 on three occasions  
 Career: 4 vs. Gonzaga (1/3/07)  
 ACC: 1 on three occasions

#### TURNOVERS

Season: 2 on four occasions  
 Career: 5 vs. Morgan State (11/19/06)  
 ACC: 3 vs. Maryland (1/16/07)

#### BLOCKS

Season: --  
 Career: 2 vs. Longwood (2/13/07)  
 ACC: 1 vs. Georgia Tech (2/24/07)

#### STEALS

Season: 1 on 3 occasions  
 Career: 1 on 9 occasions  
 ACC: 1 on 5 occasions

#### MINUTES

Season: 20 vs. Longwood (12/7/07)  
 Career: 26 vs. Puerto Rico-Mayaguez (12/21/06)  
 ACC: 22 at Virginia Tech (2/10/07)


### 2007-08 GAME-BY-GAME:

Opponent	GP-GS	FG-FGA	3FG-3FGA	FT-FTA	Off-Def	Total	A	TO	Blk	Stl	PF	Min	Pts
Vermont	1-0	0-1	0-0	0-0	0-0	0	0	0	0	0	0	2	0
Howard	2-0	1-2	0-0	0-0	1-5	6	0	2	0	0	1	9	2
at Arizona	3-0	0-1	0-0	0-0	0-0	0	0	1	0	0	1	2	0
Drexel	DNP												
at Penn	4-0	3-6	0-1	0-1	1-2	3	1	0	0	1	0	13	6
vs. Seton Hall	5-0	0-1	0-0	2-2	0-1	1	0	0	0	0	0	3	2
Northwestern	6-0	0-3	0-1	0-0	2-2	4	0	1	0	1	1	17	0
Syracuse	7-0	3-3	1-1	0-0	1-1	2	0	1	0	0	1	9	7
Longwood	8-0	1-3	0-0	2-3	5-3	8	0	2	0	1	0	20	4
Hampton	9-0	0-2	0-0	2-2	2-1	3	1	2	0	0	2	9	2
Elon	10-0	2-3	2-3	1-2	0-5	5	0	0	0	0	1	11	7
Hartford	11-0	1-2	0-1	0-1	0-1	1	0	0	0	0	1	10	2
at Xavier	12-0	2-5	1-1	1-2	2-2	4	0	1	0	0	2	16	6
at Duke	13-0	0-0	0-0	0-0	0-0	0	0	0	0	0	1	1	0
Virginia Tech	DNP												
Boston College	DNP												
at Florida State	14-0	0-0	0-0	0-0	0-1	1	0	0	0	0	0	2	0
Georgia Tech	DNP												
at Maryland	15-0	1-3	0-1	1-2	0-0	0	1	2	0	0	1	11	3
at Virginia Tech	DNP												
Clemson	DNP												
at Wake Forest	DNP												
North Carolina	DNP												
at Boston Coll.	DNP												
NC State	DNP												
at Miami	DNP												
at Georgia Tech	DNP												
Duke	DNP												

### CAREER STATISTICS

Year	G-GS	Min-Avg.	FG-FGA	Pct.	3FG-3FGA	Pct.	FT-FTA	Pct.	Off-Def.	Reb-Avg.	PF-DQ	Ast	TO	Blk	Stl	Pts-Avg
2006-07	32-3	444-13.9	45-121	.372	9-36	.250	16-24	.667	39-64	103-3.2	48-0	13	31	9	6	115-3.6
ACC	16-0	189-11.8	22-53	.415	5-15	.333	8-13	.615	15-28	43-2.7	25-0	2	16	1	5	57-3.6
2007-08	15-0	135-9.0	14-35	.400	4-9	.444	9-15	.600	14-24	38-2.5	12-0	3	12	0	3	41-2.7
ACC	3-0	14-4.7	1-3	.333	0-1	.000	1-2	.500	0-1	1-0.3	2-0	1	2	0	0	3-1.0
<b>CAREER</b>	<b>47-3</b>	<b>579-12.3</b>	<b>59-156</b>	<b>.378</b>	<b>13-45</b>	<b>.289</b>	<b>25-39</b>	<b>.641</b>	<b>53-88</b>	<b>141-3.0</b>	<b>60-0</b>	<b>16</b>	<b>43</b>	<b>9</b>	<b>9</b>	<b>156-3.3</b>
ACC	19-0	203-10.7	23-56	.411	5-16	.313	9-15	.600	15-29	44-2.3	27-0	3	18	1	5	60-3.2





# JEFF JONES

# #1

Freshman • Guard • 6-4 • 193 • Chester, Pa. • Monsignor Bonner H.S.

### THIS SEASON:

- Started the last seven games and the first 13 games this season
- Had nine points vs. NC State
- Had four points and a career-high four assists at Boston College (2/17)
- Had seven points vs. North Carolina
- Had four points and four rebounds at Wake Forest
- Had eight points vs. Hartford
- Scored 10 points and had four rebounds vs. Elon
- Had eight points, five rebounds, and two assists vs. Northwestern
- Scored a career-high 15 points (5-7 3FG) at Arizona
- Had first career double-figure scoring game with 10 points vs. Howard
- Started the season opener vs. Vermont, his collegiate debut, and had eight points and six rebounds
- Had 12 points and six rebounds in a start in the exhibition against Carson-Newman

### SINGLE GAME BESTS

#### POINTS

Season: 15 at Arizona (11/17/07)  
 Career: 15 at Arizona (11/17/07)  
 ACC: 9 vs. NC State (2/24/08)

#### REBOUNDS

Season: 6 vs. Vermont (11/11/07)  
 Career: 6 vs. Vermont (11/11/07)  
 ACC: 4 at WF (2/9/08), vs. Duke (3/5/08)

#### FG MADE

Season: 5 at Arizona (11/17/07)  
 Career: 5 at Arizona (11/17/07)  
 ACC: 4 vs. NC State (2/24/08)

#### FG ATTEMPTS

Season: 9 vs. Howard (11/14/07)  
 Career: 9 vs. Howard (11/14/07)  
 ACC: 8 vs. NC State (2/24/08)

#### 3 PT FG MADE

Season: 5 at Arizona (11/17/07)  
 Career: 5 at Arizona (11/17/07)  
 ACC: 1 at WF (2/9/08), vs. UNC (2/12/08)

#### 3 PT FG ATTEMPTS

Season: 7 at Arizona (11/17/07)  
 Career: 7 at Arizona (11/17/07)  
 ACC: 3 vs. North Carolina (2/12/08)

#### FT MADE

Season: 4 vs. N'western (11/27/07), vs. Hartford (12/30/07)  
 Career: 4 vs. N'western (11/27/07), vs. Hartford (12/30/07)  
 ACC: 2 on three occasions

#### FT ATTEMPTS

Season: 5 vs. N'western (11/27/07), vs. Hartford (12/30/07)  
 Career: 5 vs. N'western (11/27/07), vs. Hartford (12/30/07)  
 ACC: 2 on six occasions

#### ASSISTS

Season: 4 at Boston College (2/17/08)  
 Career: 4 at Boston College (2/17/08)  
 ACC: 4 at Boston College (2/17/08)

#### TURNOVERS

Season: 4 vs. Longwood (12/7/07)  
 Career: 4 vs. Longwood (12/7/07)  
 ACC: 3 at Duke (1/13/08)

#### BLOCKS

Season: 1 on four occasions  
 Career: 1 on four occasions  
 ACC: 1 at Boston College (2/17/08)

#### STEALS

Season: 3 vs. Howard (11/14/07)  
 Career: 3 vs. Howard (11/14/07)  
 ACC: 1 on four occasions

#### MINUTES


Season: 23 vs. Vermont (11/11/07), vs. Hartford (12/30/07)  
 Career: 23 vs. Vermont (11/11/07), vs. Hartford (12/30/07)  
 ACC: 21 at BC (2/17/08), vs. NCSU (2/24/08)

### 2007-08 GAME-BY-GAME:

Opponent	GP-GS	FG-FGA	3FG-3FGA	FT-FTA	Off-Def	Total	A	TO	Blk	Stl	PF	Min	Pts
Vermont	1-1	3-4	0-0	2-3	1-5	6	1	0	1	0	0	23	8
Howard	2-2	4-9	0-2	2-4	2-1	3	2	2	1	3	1	21	10
at Arizona	3-3	5-8	5-7	0-0	0-1	1	0	3	0	0	3	21	15
Drexel	4-4	1-3	0-0	0-0	0-2	2	0	2	1	0	0	9	2
at Penn	5-5	0-1	0-1	2-4	0-0	0	1	1	0	0	4	9	2
vs. Seton Hall	6-6	2-7	0-1	0-0	1-1	2	0	2	0	0	2	18	4
Northwestern	7-7	2-8	0-2	4-5	0-5	5	2	0	0	0	2	21	8
Syracuse	8-8	2-4	0-1	0-0	1-0	1	1	2	0	1	2	12	4
Longwood	9-9	0-5	0-2	0-0	0-3	3	0	4	0	1	3	18	0
Hampton	10-10	2-7	0-2	2-2	1-1	2	2	1	0	0	1	14	6
Elon	11-11	4-8	0-2	2-2	0-4	4	0	1	0	0	0	22	10
Hartford	12-12	2-3	0-0	4-5	0-1	1	0	2	0	0	1	23	8
at Xavier	13-13	1-1	0-0	0-0	0-1	1	0	1	0	0	1	6	2
at Duke	14-13	0-0	0-0	0-0	0-1	1	0	3	0	0	0	4	0
Virginia Tech	15-13	0-2	0-0	2-2	1-0	1	0	0	0	0	0	11	2
Boston College	16-13	1-4	0-1	0-0	1-0	1	0	1	0	0	0	12	2
at Florida State	17-13	0-3	0-2	0-0	0-0	0	0	1	0	1	4	10	0
Georgia Tech	18-13	0-0	0-0	0-0	0-0	0	1	1	0	0	3	4	0
at Maryland	19-13	0-0	0-0	0-0	0-1	1	1	1	0	0	0	3	0
at Virginia Tech	20-13	0-2	0-0	0-1	0-1	1	0	2	0	1	3	14	0
Clemson	21-13	0-1	0-1	1-2	0-0	0	0	0	0	0	0	8	1
at Wake Forest	22-14	1-6	1-2	1-2	0-4	4	0	2	0	0	1	17	4
North Carolina	23-15	3-6	1-3	0-0	0-2	2	0	0	0	1	1	19	7
at Boston Coll.	24-16	1-7	0-1	2-2	1-1	2	4	1	1	0	2	21	4
NC State	25-17	4-8	0-2	1-1	0-0	0	1	1	0	1	3	21	9
at Miami	26-18	0-1	0-0	0-0	1-0	1	0	2	0	0	2	8	0
at Georgia Tech	27-19	1-5	0-1	2-2	1-1	2	1	0	0	0	1	14	4
Duke	28-20	1-5	0-1	1-2	1-3	4	0	0	0	0	0	17	3

### CAREER STATISTICS

Year	G-GS	Min-Avg.	FG-FGA	Pct.	3FG-3FGA	Pct.	FT-FTA	Pct.	Off-Def.	Reb-Avg.	PF-DQ	Ast	TO	Blk	Stl	Pts-Avg
2007-08	28-20	400-14.3	40-118	.339	7-34	.206	28-39	.718	12-39	51-1.8	40-0	17	36	4	9	115-4.1
ACC	15-7	183-12.2	12-50	.240	2-14	.143	10-14	.714	6-14	20-1.3	20-0	8	15	1	4	36-2.4
CAREER	28-20	400-14.3	40-118	.339	7-34	.206	28-39	.718	12-39	51-1.8	40-0	17	36	4	9	115-4.1
ACC	15-7	183-12.2	12-50	.240	2-14	.143	10-14	.714	6-14	20-1.3	20-0	8	15	1	4	36-2.4



# ADRIAN JOSEPH

# #30

Senior • Forward • 6-7 • 201 • San Fernando, Trinidad • Brewster Academy

### THIS SEASON:

- Co-captain for the 2007-08 season
- Has had five double-doubles in points and rebounds this season
- Has had double figure rebounds in six games this season
- Had 19 points, tying his career high against an ACC opponent, and six rebounds vs. Clemson
- Had 13 points, nine rebounds, and tied a career-high with three assists vs. Georgia Tech (1/27)
- Had 17 points and eight rebounds at Florida State
- Scored 17 points, all in the second half, vs. Boston College (1/19)
- Had a double-double (15 pts, 12 reb.) and tied a career-high with two blocks vs. Hartford
- Scored 16 points, all in the second half, against Elon
- Scored a team-high 19 points vs. Hampton on 7-11 FG (4-7 3FG)
- Had a double-double (13 points, 10 rebounds) vs. Longwood
- Had a double-double (19 points, 13 rebounds) vs. Syracuse
- Grabbed a career-high 16 rebounds vs. Seton Hall
- Had 23 points (one shy of his career high) and 11 rebounds at Penn to post his second consecutive double-double
- Posted his first career double-double with 11 points and 11 rebounds vs. Drexel
- Scored four points at Arizona, including two free throws in the final minute
- Had 19 points against Vermont in the season opener, tying career highs with five 3-point field goals and three assists

### 2007-08 GAME-BY GAME:

Opponent	GP-GS	FG-FGA	3FG-3FGA	FT-FTA	Off-Def	Total	A	TO	Blk	Stl	PF	Min	Pts
Vermont	1-1	7-11	5-8	0-0	0-6	6	3	1	1	0	2	31	19
Howard	2-2	2-10	1-5	0-0	1-4	5	1	0	0	2	0	22	5
at Arizona	3-3	1-2	0-1	2-2	2-1	3	1	1	0	1	2	22	4
Drexel	4-4	4-9	1-4	2-2	2-9	11	1	0	0	0	2	30	11
at Penn	5-5	7-14	5-7	4-5	5-6	11	0	2	1	1	2	24	23
vs. Seton Hall	6-6	2-7	2-5	0-0	5-11	16	1	5	1	0	1	28	6
Northwestern	7-7	3-9	2-5	0-0	1-4	5	0	0	1	3	1	18	8
Syracuse	8-8	8-18	3-10	0-0	4-9	13	2	5	0	0	2	38	19
Longwood	9-9	4-11	3-8	2-3	2-8	10	1	3	1	0	1	28	13
Hampton	10-10	7-11	4-7	1-3	0-3	3	1	4	0	2	3	31	19
Elon	11-11	6-12	1-6	3-4	1-1	2	2	0	0	2	1	23	16
Hartford	12-12	5-12	3-7	2-2	3-9	12	0	1	2	1	1	30	15
at Xavier	13-13	2-7	2-6	0-0	2-1	3	2	1	0	0	0	18	6
at Duke	14-14	1-4	0-1	1-1	3-6	9	1	0	0	0	0	30	3
Virginia Tech	15-15	4-13	3-11	0-0	1-7	8	0	1	0	1	1	39	11
Boston College	16-16	6-12	1-3	4-4	3-2	5	0	1	0	1	2	27	17
at Florida State	17-17	7-12	3-7	0-0	4-4	8	1	2	0	0	0	37	17
Georgia Tech	18-18	5-11	2-6	1-2	1-8	9	3	1	0	0	1	33	13
at Maryland	19-19	0-4	0-2	2-2	1-2	3	0	2	0	1	1	16	2
at Virginia Tech	20-20	3-9	2-6	0-0	1-7	8	3	0	1	1	3	42	8
Clemson	21-21	8-12	2-5	1-2	2-4	6	1	3	1	1	1	34	19
at Wake Forest	22-22	2-7	0-1	0-0	0-3	3	0	4	0	1	2	32	4
North Carolina	23-23	2-10	2-6	2-2	2-3	5	1	1	1	0	1	24	8
at Boston Coll.	24-24	2-4	1-3	0-0	0-1	1	2	0	1	0	1	17	5
NC State	25-25	3-6	0-2	3-4	0-4	4	0	1	0	1	2	18	9
at Miami	26-26	0-5	0-3	0-0	0-1	1	0	0	0	0	2	13	0
at Georgia Tech	27-27	2-8	1-4	0-0	1-3	4	0	0	0	0	0	16	5
Duke	28-28	1-4	1-3	0-0	0-2	2	0	0	0	0	2	14	3

### SINGLE GAME BESTS

#### POINTS

Season: 23 at Penn (11/23/07)  
 Career: 24 vs. Loyola (12/23/05)  
 ACC: 19 vs. Wake (1/2/05), vs. Clemson (2/7/08)

#### REBOUNDS

Season: 16 vs. Seton Hall (11/24/07)  
 Career: 16 vs. Seton Hall (11/24/07)  
 ACC: 9 at Duke (1/13/08), vs. Ga Tech (1/27/08)

#### FG MADE

Season: 8 vs. Syracuse (12/5/07), vs. Clemson (2/7/08)  
 Career: 9 vs. Loyola (12/23/05)  
 ACC: 8 vs. Clemson (2/7/08)

#### FG ATTEMPTS

Season: 18 vs. Syracuse (12/5/07)  
 Career: 18 vs. Syracuse (12/5/07)  
 ACC: 13 vs. Virginia Tech (1/16/08)

#### 3 PT FG MADE

Season: 5 vs. Vermont (11/11/07), at Penn (11/23/07)  
 Career: 5 on four occasions  
 ACC: 5 vs. Florida State (2/17/07)

#### 3 PT FG ATTEMPTS

Season: 11 vs. Virginia Tech (1/16/08)  
 Career: 11 vs. Virginia Tech (1/16/08)  
 ACC: 11 vs. Virginia Tech (1/16/08)

#### FT MADE

Season: 4 at Penn (11/23/07), vs. BC (1/19/08)  
 Career: 4 on four occasions  
 ACC: 4 vs. Clemson (1/7/06), vs. BC (1/19/08)

#### FT ATTEMPTS

Season: 5 at Penn (11/23/07)  
 Career: 5 at Penn (11/23/07)  
 ACC: 4 on four occasions

#### ASSISTS

Season: 3 on three occasions  
 Career: 3 on seven occasions  
 ACC: 3 on four occasions

#### TURNOVERS

Season: 5 vs. Seton Hall (11/24/07), vs. Syracuse (12/5/07)  
 Career: 5 on three occasions  
 ACC: 4 at Wake Forest (2/9/08)

#### BLOCKS

Season: 2 vs. Hartford (12/30/07)  
 Career: 2 on six occasions  
 ACC: 2 at NC State (2/1/06)

#### STEALS


Season: 3 vs. Northwestern (11/27/07)  
 Career: 3 on three occasions  
 ACC: 3 vs. Duke (1/16/05)

#### MINUTES

Season: 42 at Virginia Tech (2/2/08)  
 Career: 42 at Virginia Tech (2/2/08)  
 ACC: 42 at Virginia Tech (2/2/08)

### CAREER STATISTICS

Year	G-GS	Min-Avg.	FG-FGA	Pct.	3FG-3FGA	Pct.	FT-FTA	Pct.	Off-Def.	Reb-Avg.	PF-DQ	Ast	TO	Blk	Stl	Pts-Avg
2004-05	23-6	322-14.0	37-93	.398	14-41	.341	9-13	.692	9-18	27-1.2	21-0	8	12	3	10	97-4.2
ACC	11-5	195-17.7	21-53	.396	12-26	.462	7-7	1.000	7-10	17-1.5	14-0	6	5	1	6	61-5.5
2005-06	30-19	857-28.6	103-256	.402	46-136	.338	31-42	.738	32-102	134-4.5	46-1	16	45	19	11	283-9.4
ACC	16-14	465-29.1	53-132	.402	25-74	.338	15-18	.833	14-60	74-4.6	21-0	9	20	7	5	146-9.1
2006-07	31-3	686-22.1	88-199	.442	42-121	.347	6-8	.750	33-76	109-3.5	39-0	29	26	7	11	224-7.2
ACC	16-0	308-19.3	37-92	.402	21-62	.339	0-0	.000	12-34	46-2.9	20-0	11	11	5	2	95-5.9
2007-08	28-28	735-26.3	104-254	.409	50-142	.352	30-38	.789	47-129	176-6.3	37-0	27	39	11	19	288-10.3
ACC	15-15	392-26.1	46-121	.380	18-63	.286	14-17	.824	19-57	76-5.1	19-0	12	16	4	7	124-8.3
<b>CAREER</b>	<b>112-56</b>	<b>2600-23.2</b>	<b>332-802</b>	<b>.414</b>	<b>152-440</b>	<b>.345</b>	<b>76-101</b>	<b>.752</b>	<b>121-325</b>	<b>446-4.0</b>	<b>143-1</b>	<b>80</b>	<b>122</b>	<b>40</b>	<b>51</b>	<b>892-8.0</b>
ACC	58-34	1360-23.4	157-398	.394	76-225	.338	36-42	.857	52-161	213-3.7	74-0	38	52	17	20	426-7.3



# JEROME MEYINSSE

# #55

Sophomore • Forward/Center • 6-8 • 245 • Baton Rouge, La. • McKinley H.S.

### THIS SEASON:

- Named to the 2008 All-ACC Academic Team
- Has played off the bench in 17 of the last 20 games
- Had two points and one rebound vs. Clemson
- Had four points (ACC career high) and three rebounds at Florida State
- Had two points and three rebounds vs. Boston College
- Had three points, seven rebounds, and his first block of the season vs. Hartford
- Had a career-high 12 points with 5-5 FG shooting vs. Elon
- Scored nine points and grabbed a career-high nine rebounds vs. Hampton
- Had three rebounds vs. Longwood
- Scored two points vs. Howard and Northwestern
- Had four points and two rebounds in the season opener vs. Vermont
- Had seven points and seven rebounds in 14 minutes of action in the exhibition against Carson-Newman

### SINGLE GAME BESTS

#### POINTS

Season: 12 vs. Elon (12/22/07)  
 Career: 12 vs. Elon (12/22/07)  
 ACC: 4 at Florida State (1/23/08)

#### REBOUNDS

Season: 9 vs. Hampton (12/19/07)  
 Career: 9 vs. Hampton (12/19/07)  
 ACC: 3 vs. BC (1/19/08), at FSU (1/23/08)

#### FG MADE

Season: 5 vs. Elon (12/22/07)  
 Career: 5 vs. Elon (12/22/07)  
 ACC: 2 at Florida State (1/23/08)

#### FG ATTEMPTS

Season: 7 vs. Hampton (12/19/07)  
 Career: 7 vs. Hampton (12/19/07)  
 ACC: 3 vs. Clemson (2/7/08)

#### 3 PT FG MADE

Season: --  
 Career: --  
 ACC: --

#### 3 PT FG ATTEMPTS

Season: --  
 Career: --  
 ACC: --

#### FT MADE

Season: 2 vs. Elon (12/22/07)  
 Career: 5 vs. UMES (11/26/06)  
 ACC: --

#### FT ATTEMPTS

Season: 4 vs. Elon (12/22/07)  
 Career: 6 vs. UMES (11/26/06)  
 ACC: 2 vs. Boston College (1/19/08)

#### ASSISTS

Season: 1 vs. Hampton (12/19/07), vs. Elon (12/22/07)  
 Career: 1 on three occasions  
 ACC: --

#### TURNOVERS

Season: 2 vs. Vermont (11/11/07), at Penn (11/23/07)  
 Career: 2 on three occasions  
 ACC: --

#### BLOCKS

Season: 1 vs. Hartford (12/30/07)  
 Career: 1 on three occasions  
 ACC: --

#### STEALS

Season: 1 on three occasions  
 Career: 2 vs. PR-Mayaguez (12/21/06)  
 ACC: 1 at Florida State (1/23/08)

#### MINUTES

Season: 22 vs. Hampton (12/19/07)  
 Career: 22 vs. Hampton (12/19/07)  
 ACC: 14 at Florida State (1/23/08)

### 2007-08 GAME-BY-GAME:

Opponent	GP-GS	FG-FGA	3FG-3FGA	FT-FTA	Off-Def	Total	A	TO	Blk	Stl	PF	Min	Pts
Vermont	1-0	2-2	0-0	0-0	1-1	2	0	2	0	0	2	10	4
Howard	2-0	1-1	0-0	0-0	1-0	1	0	0	0	0	0	5	2
at Arizona	DNP												
Drexel	3-0	0-0	0-0	0-0	0-1	1	0	0	0	0	0	2	0
at Penn	4-0	0-0	0-0	0-0	1-0	1	0	2	0	1	2	4	0
vs. Seton Hall	DNP												
Northwestern	5-0	1-1	0-0	0-0	0-1	1	0	0	0	0	0	6	2
Syracuse	DNP												
Longwood	6-0	0-0	0-0	0-0	2-1	3	0	1	0	0	0	6	0
Hampton	7-0	4-7	0-0	1-3	3-6	9	1	1	0	0	4	22	9
Elon	8-0	5-5	0-0	2-4	1-1	2	1	0	0	1	4	21	12
Hartford	9-0	1-3	0-0	1-1	2-5	7	0	0	1	0	2	14	3
at Xavier	10-0	0-0	0-0	0-0	0-0	0	0	1	0	0	0	7	0
at Duke	11-0	0-0	0-0	0-0	0-1	1	0	0	0	0	1	5	0
Virginia Tech	12-0	0-0	0-0	0-0	1-0	1	0	0	0	0	2	4	0
Boston College	13-0	1-2	0-0	0-2	0-3	3	0	0	0	0	1	8	2
at Florida State	14-0	2-2	0-0	0-0	1-2	3	0	0	0	1	4	14	4
Georgia Tech	15-0	0-0	0-0	0-0	0-1	1	0	0	0	0	0	5	0
at Maryland	16-0	1-1	0-0	0-0	0-0	0	0	0	0	0	4	9	2
at Virginia Tech	17-0	0-0	0-0	0-0	0-0	0	0	0	0	0	3	2	0
Clemson	18-0	1-3	0-0	0-0	0-1	1	0	0	0	0	1	8	2
at Wake Forest	19-0	1-2	0-0	0-0	2-0	2	0	0	0	0	0	4	2
North Carolina	DNP												
at Boston Coll.	DNP												
NC State	20-0	0-0	0-0	0-0	1-1	2	0	0	0	0	1	4	0
at Miami	21-0	1-1	0-0	0-0	0-0	0	0	0	0	0	0	4	2
at Georgia Tech	22-0	0-0	0-0	0-0	0-2	2	0	0	0	0	4	7	0
Duke	DNP												

### CAREER STATISTICS

Year	G-GS	Min-Avg.	FG-FGA	Pct.	3FG-3FGA	Pct.	FT-FTA	Pct.	Off-Def.	Reb-Avg.	PF-DQ	Ast	TO	Blk	Stl	Pts-Avg
2006-07	15-0	100-6.7	4-11	.364	0-0	.000	9-13	.692	3-17	20-1.3	15-0	1	4	2	2	17-1.1
ACC	4-0	8-2.0	0-1	.000	0-0	.000	0-0	.000	0-0	0-0.0	3-0	0	0	0	0	0-0.0
2007-08	22-0	171-7.8	21-30	.700	0-0	.000	4-10	.400	16-27	43-2.0	35-0	2	7	1	3	46-2.1
ACC	12-0	74-6.2	7-11	.636	0-0	.000	0-2	.000	5-11	16-1.3	21-0	0	0	0	1	14-1.2
<b>CAREER</b>	<b>37-0</b>	<b>271-7.3</b>	<b>25-41</b>	<b>.610</b>	<b>0-0</b>	<b>.000</b>	<b>13-23</b>	<b>.565</b>	<b>19-44</b>	<b>63-1.7</b>	<b>50-0</b>	<b>3</b>	<b>11</b>	<b>3</b>	<b>5</b>	<b>63-1.7</b>
ACC	16-0	82-5.1	7-12	.583	0-0	.000	0-2	.000	5-11	16-1.0	24-0	0	0	0	1	14-0.9



# LAURYNAS MIKALAUSKAS

# #11

Junior • Forward • 6-8 • 246 • Palanga, Lithuania • Blue Ridge School

### THIS SEASON:

- Averaging 10.0 points and 5.2 rebounds in the last six games since returning from injury
- Has scored in double figures in last three games (longest streak of his career)
- Had 10 points vs. Duke (3/5/08)
- Had 15 points and seven rebounds at Georgia Tech
- Had a double-double with a career-high 16 points and a career-high 13 rebounds at Miami
- Has two career double-doubles
- Tied a career-high with three assists vs. NC State
- Had 13 points (6-7 FG) at Boston College (2/17)
- Had four points vs. North Carolina in his first game after missing 13 games due to injury
- Has made 24-36 field goal attempts (66.7 percent) in the last six games
- Made first start of the season vs. Longwood and had four points
- Had seven points and six rebounds vs. Northwestern
- Scored eight points at Penn
- Had six points and six rebounds at Arizona
- Scored five points vs. Howard
- Had eight points and four rebounds in the season opener vs. Vermont

### 2007-08 GAME-BY-GAME:

Opponent	GP-GS	FG-FGA	3FG-3FGA	FT-FTA	Off-Def	Total	A	TO	Blk	Stl	PF	Min	Pts
Vermont	1-0	2-2	0-0	4-6	2-2	4	0	1	0	0	2	19	8
Howard	2-0	2-3	0-0	1-4	1-0	1	0	0	0	0	3	14	5
at Arizona	3-0	3-4	0-0	0-0	1-5	6	0	0	0	1	1	23	6
Drexel	4-0	0-2	0-0	1-2	1-0	1	1	0	0	1	1	16	1
at Penn	5-0	3-6	0-0	2-3	2-0	2	1	0	1	0	1	12	8
vs. Seton Hall	6-0	1-1	0-0	1-2	2-1	3	1	0	0	0	4	14	3
Northwestern	7-0	2-2	0-0	3-4	2-4	6	0	0	0	0	2	12	7
Syracuse	8-0	1-3	0-0	1-1	0-1	1	0	0	0	0	1	21	3
Longwood	9-1	2-2	0-0	0-0	0-2	2	0	0	0	0	4	10	4
Hampton	DNP												
Elon	DNP												
Hartford	DNP												
at Xavier	DNP												
at Duke	DNP												
Virginia Tech	DNP												
Boston College	DNP												
at Florida State	DNP												
Georgia Tech	DNP												
at Maryland	DNP												
at Virginia Tech	DNP												
Clemson	DNP												
at Wake Forest	DNP												
North Carolina	10-1	2-2	0-0	0-0	1-0	1	0	0	0	0	1	13	4
at Boston Coll.	11-1	6-7	0-0	1-3	1-3	4	0	2	1	0	5	18	13
NC State	12-1	0-2	0-0	2-2	0-2	2	3	1	0	1	2	18	2
at Miami	13-1	7-10	0-0	2-2	9-4	13	0	3	0	1	2	20	16
at Georgia Tech	14-1	5-8	0-0	5-8	5-2	7	0	1	0	1	3	19	15
Duke	15-1	4-7	0-0	2-3	2-2	4	0	0	0	0	3	19	10

### SINGLE GAME BESTS

#### POINTS

Season: 16 at Miami (3/1/08)  
 Career: 16 at Miami (3/1/08)  
 ACC: 16 at Miami (3/1/08)

#### REBOUNDS

Season: 13 at Miami (3/1/08)  
 Career: 13 at Miami (3/1/08)  
 ACC: 13 at Miami (3/1/08)

#### FG MADE

Season: 7 at Miami (3/1/08)  
 Career: 7 at Miami (3/1/08)  
 ACC: 7 at Miami (3/1/08)

#### FG ATTEMPTS

Season: 10 at Miami (3/1/08)  
 Career: 11 vs. Loyola (12/23/05)  
 ACC: 10 at Miami (3/1/08)

#### 3 PT FG MADE

Season: --  
 Career: --  
 ACC: --

#### 3 PT FG ATTEMPTS

Season: --  
 Career: 1 vs. Appalachian State (12/19/06)  
 ACC: --

#### FT MADE

Season: 5 at Georgia Tech (3/3/08)  
 Career: 5 vs. VT (3/9/06), at GT (3/3/08)  
 ACC: 5 vs. VT (3/9/06), at GT (3/3/08)

#### FT ATTEMPTS

Season: 8 at Georgia Tech (3/3/08)  
 Career: 8 on three occasions  
 ACC: 8 vs. VT (3/9/06), at GT (3/3/08)

#### ASSISTS

Season: 3 vs. NC State 92/24/08)  
 Career: 3 vs. Miami (2/3/07), vs. NCSU (2/24/08)  
 ACC: 3 vs. Miami (2/3/07), vs. NCSU (2/24/08)

#### TURNOVERS

Season: 3 at Miami (3/1/08)  
 Career: 4 vs. Liberty (11/18/05), vs. Hartford (12/31/05)  
 ACC: 3 at Miami (3/1/08)

#### BLOCKS

Season: 1 at Penn (11/23/07), at BC (2/17/08)  
 Career: 2 on three occasions  
 ACC: 2 vs. Boston College (2/21/06)

#### STEALS

Season: 1 on five occasions  
 Career: 1 on 17 occasions  
 ACC: 1 on eight occasions

#### MINUTES

Season: 23 at Arizona (11/17/07)  
 Career: 34 at UNC (3/1/06), at Stanford (3/14/06)  
 ACC: 34 at North Carolina (3/1/06)

### CAREER STATISTICS

Year	G-GS	Min-Avg.	FG-FGA	Pct.	3FG-3FGA	Pct.	FT-FTA	Pct.	Off-Def.	Reb-Avg.	PF-DQ	Ast	TO	Blk	Stl	Pts-Avg
2005-06	30-12	709-23.6	79-139	.568	0-0	.000	27-50	.540	66-70	136-4.5	87-3	2	37	9	10	185-6.2
ACC	16-1	372-23.3	39-74	.527	0-0	.000	12-21	.571	35-33	68-4.3	50-2	1	16	4	4	90-5.6
2006-07	30-12	370-12.3	41-74	.554	0-1	.000	30-51	.588	30-30	60-2.0	54-1	13	16	7	2	112-3.7
ACC	14-10	176-12.6	19-35	.543	0-0	.000	8-15	.533	17-14	31-2.2	25-0	7	7	2	1	46-3.3
2007-08	15-1	248-16.5	40-61	.656	0-0	.000	25-40	.625	29-28	57-3.8	35-1	6	8	2	5	105-7.0
ACC	6-0	107-17.8	24-36	.667	0-0	.000	12-18	.667	18-13	31-5.2	16-1	3	7	1	3	60-10.0
<b>CAREER</b>	<b>75-25</b>	<b>1327-17.7</b>	<b>160-274</b>	<b>.584</b>	<b>0-1</b>	<b>.000</b>	<b>82-141</b>	<b>.582</b>	<b>125-128</b>	<b>253-3.4</b>	<b>176-5</b>	<b>21</b>	<b>61</b>	<b>18</b>	<b>17</b>	<b>402-5.4</b>
ACC	36-11	655-18.2	82-145	.566	0-0	.000	32-54	.593	70-60	130-3.6	91-3	11	30	7	8	196-5.4



# RYAN PETTINELLA

# #34

Senior • Forward/Center • 6-9 • 249 • Webster, N.Y. • McQuaid Jesuit H.S. • Penn

### THIS SEASON:

- Started the last seven games and the first eight games this season
- Had a double-double with a season-high 12 points and a career-high 11 rebounds at Wake Forest
- Has had two double-doubles in his Virginia career
- Had four points and eight rebounds in a career-high 26 minutes vs. BC (1/19)
- Had six points and two rebounds vs. Virginia Tech (1/16)
- Had nine points (4-5 FG) at Duke (1/13)
- Did not play vs. Longwood, Hampton and Elon due to injury
- Had six points (3-3 FG) at Penn, his former school
- Had four rebounds at Arizona and vs. Drexel
- Scored five points and grabbed five rebounds (all offensive) vs. Howard
- Had four points, five rebounds, and a career-high two assists vs. Vermont
- Had four points and five rebounds in the exhibition against Carson-Newman

### SINGLE GAME BESTS (at Virginia)

#### POINTS

Season: 12 at Wake Forest (2/9/08)  
 Career: 14 vs. Hampton (12/16/06)  
 ACC: 12 at Wake Forest (2/9/08)

#### REBOUNDS

Season: 11 at Wake Forest (2/9/08)  
 Career: 11 at Wake Forest (2/9/08)  
 ACC: 11 at Wake Forest (2/9/08)

#### FG MADE

Season: 6 at Wake Forest (2/9/08)  
 Career: 6 vs. Hampton (12/16/06), at WF (2/9/08)  
 ACC: 6 at Wake Forest (2/9/08)

#### FG ATTEMPTS

Season: 7 at Wake Forest (2/9/08)  
 Career: 7 at Wake Forest (2/9/08)  
 ACC: 7 at Wake Forest (2/9/08)

#### 3 PT FG MADE

Season: --  
 Career: --  
 ACC: --

#### 3 PT FG ATTEMPTS

Season: --  
 Career: --  
 ACC: --

#### FT MADE

Season: 2 vs. Virginia Tech (1/16/08)  
 Career: 2 on three occasions  
 ACC: 2 vs. Virginia Tech (1/16/08)

#### FT ATTEMPTS

Season: 5 at Wake Forest (2/9/08)  
 Career: 6 vs. Hampton (12/16/06)  
 ACC: 5 at Wake Forest (2/9/08)

#### ASSISTS

Season: 2 vs. Vermont (11/11/07)  
 Career: 2 vs. Vermont (11/11/07)  
 ACC: 1 on four occasions

#### TURNOVERS

Season: 2 on five occasions  
 Career: 2 on five occasions  
 ACC: 2 on three occasions

#### BLOCKS

Season: 1 vs. Howard (11/14/07), at Penn (11/23/07)  
 Career: 1 on four occasions  
 ACC: 1 at Wake Forest (3/3/07)

#### STEALS

Season: 1 on three occasions  
 Career: 1 on five occasions  
 ACC: 1 vs. NCSU (12/3/06), vs. NCSU (2/24/08)

#### MINUTES


Season: 26 vs. Boston College (1/19/08)  
 Career: 26 vs. Boston College (1/19/08)  
 ACC: 26 vs. Boston College (1/19/08)

### 2007-08 GAME-BY-GAME:

Opponent	GP-GS	FG-FGA	3FG-3FGA	FT-FTA	Off-Def	Total	A	TO	Blk	Stl	PF	Min	Pts
Vermont	1-1	2-3	0-0	0-2	2-3	5	2	1	0	0	3	9	4
Howard	2-2	2-3	0-0	1-2	5-0	5	0	1	1	0	1	21	5
at Arizona	3-3	0-1	0-0	0-2	1-3	4	0	0	0	1	4	17	0
Drexel	4-4	0-2	0-0	0-0	3-1	4	0	0	0	0	3	8	0
at Penn	5-5	3-3	0-0	0-2	1-1	2	0	2	1	0	4	11	6
vs. Seton Hall	6-6	0-1	0-0	0-2	2-0	2	0	0	0	0	2	11	0
Northwestern	7-7	0-0	0-0	0-0	1-1	2	0	2	0	0	0	10	0
Syracuse	8-8	0-0	0-0	0-0	1-0	1	0	0	0	0	0	3	0
Longwood	DNP												
Hampton	DNP												
Elon	DNP												
Hartford	9-8	0-0	0-0	0-0	0-0	0	0	0	0	0	2	2	0
at Xavier	10-8	0-0	0-0	0-0	0-0	0	0	0	0	1	1	3	0
at Duke	11-8	4-5	0-0	1-4	1-1	2	0	0	0	0	4	18	9
Virginia Tech	12-8	2-2	0-0	2-2	1-1	2	0	2	0	0	4	20	6
Boston College	13-8	2-5	0-0	0-0	1-7	8	0	0	0	0	4	26	4
at Florida State	14-8	1-1	0-0	0-0	1-2	3	0	2	0	0	4	12	2
Georgia Tech	15-8	0-0	0-0	1-2	0-2	2	0	1	0	0	3	21	1
at Maryland	16-8	1-1	0-0	0-0	0-0	0	0	1	0	0	5	18	2
at Virginia Tech	17-8	2-3	0-0	0-0	0-1	1	0	1	0	0	5	15	4
Clemson	18-8	0-0	0-0	0-0	0-1	1	0	2	0	0	4	15	0
at Wake Forest	19-9	6-7	0-0	0-5	6-5	11	0	1	0	0	4	24	12
North Carolina	20-10	0-4	0-0	0-0	5-1	6	1	0	0	0	3	22	0
at Boston Coll.	21-11	0-0	0-0	0-0	1-1	2	0	1	0	0	0	9	0
NC State	22-12	1-3	0-0	1-2	1-3	4	0	0	0	1	4	18	3
at Miami	23-13	1-1	0-0	0-0	0-1	1	0	0	0	0	4	8	2
at Georgia Tech	24-14	0-2	0-0	0-0	1-0	1	1	1	0	0	3	12	0
Duke	25-15	0-0	0-0	0-0	0-3	3	1	1	0	0	1	12	0

### CAREER STATISTICS (at Virginia)

Year	G-GS	Min-Avg.	FG-FGA	Pct.	3FG-3FGA	Pct.	FT-FTA	Pct.	Off-Def.	Reb-Avg.	PF-DQ	Ast	TO	Blk	Stl	Pts-Avg
2006-07	23-7	229-10.0	28-40	.700	0-0	.000	9-37	.243	30-28	58-2.5	47-0	1	7	2	2	65-2.8
ACC	10-0	82-8.2	6-7	.857	0-0	.000	3-11	.273	7-7	14-1.4	18-0	1	2	1	1	15-1.5
2007-08	25-15	345-13.8	27-47	.574	0-0	.000	6-25	.240	34-38	72-2.9	72-2	5	19	2	3	60-2.4
ACC	15-7	250-16.7	20-34	.588	0-0	.000	5-15	.333	18-29	47-3.1	52-2	3	13	0	1	45-3.0
<b>CAREER</b>	<b>48-22</b>	<b>574-12.0</b>	<b>55-87</b>	<b>.632</b>	<b>0-0</b>	<b>.000</b>	<b>15-62</b>	<b>.242</b>	<b>64-66</b>	<b>130-2.7</b>	<b>119-2</b>	<b>6</b>	<b>26</b>	<b>4</b>	<b>5</b>	<b>125-2.6</b>
ACC	25-7	332-13.3	26-41	.634	0-0	.000	8-26	.308	25-36	61-2.4	70-2	4	15	1	2	60-2.4



# MIKE SCOTT

# #32

Freshman • Forward • 6-8 • 233 • Chesapeake, Va. • Hargrave Military Academy

### THIS SEASON:

- Has started 17 games this season
- Has two double-doubles this season and has had double figure rebounds in four games
- Had a career-high three blocks vs. Duke (3/5)
- Had six points, six rebounds, and a career-high two assists at Miami
- Had a double-double with 11 points and 12 rebounds in a career-high 29 mins. at BC (2/17)
- Had nine points at Virginia Tech (2/2)
- Had six points and 12 rebounds at Maryland
- Had nine points and nine rebounds vs. Georgia Tech (1/27)
- Had 10 points, six rebounds, and two blocks at Xavier
- Had six points and a game-high nine rebounds vs. Elon
- Scored a career-high 15 points and had six rebounds vs. Hampton, his first career start
- Had nine points and a game-high 11 rebounds vs. Longwood
- Had four points and six rebounds vs. Syracuse
- Had eight points and four rebounds vs. Northwestern
- Recorded his first career double-double with 10 point, 13 rebound performance at Penn
- His 13 rebounds at Penn were the most by a Cavalier freshman since Travis Watson had 15 rebounds vs. NC State (1/12/2000)
- Had five points (5-6 FT) and five rebounds vs. Drexel

### 2007-08 GAME-BY GAME:

Opponent	GP-GS	FG-FGA	3FG-3FGA	FT-FTA	Off-Def	Total	A	TO	Blk	Stl	PF	Min	Pts
Vermont	1-0	0-1	0-0	2-2	1-0	1	0	0	0	0	0	2	2
Howard	2-0	3-4	1-1	0-1	2-4	6	1	0	0	2	0	14	7
at Arizona	DNP												
Drexel	3-0	0-2	0-0	5-6	3-2	5	0	0	0	1	2	13	5
at Penn	4-0	3-5	0-1	4-4	4-9	13	1	0	0	3	3	19	10
vs. Seton Hall	5-0	0-1	0-0	1-2	2-2	4	0	0	0	0	2	15	1
Northwestern	6-0	3-5	0-0	2-2	3-1	4	0	0	0	1	1	13	8
Syracuse	7-0	1-3	0-0	2-2	3-3	6	0	0	1	0	0	15	4
Longwood	8-0	3-5	0-0	3-4	1-10	11	1	1	0	1	3	24	9
Hampton	9-1	6-8	0-0	3-3	4-2	6	0	0	0	0	3	20	15
Elon	10-2	2-8	0-0	2-2	5-4	9	0	1	1	0	0	17	6
Hartford	11-3	2-2	0-0	1-3	1-3	4	1	2	0	2	4	20	5
at Xavier	12-4	3-6	0-0	4-5	3-3	6	0	1	2	0	3	24	10
at Duke	13-5	1-4	0-0	0-0	2-1	3	0	3	1	1	3	9	2
Virginia Tech	14-6	1-6	0-0	1-2	0-5	5	0	1	0	0	4	21	3
Boston College	15-7	0-2	0-0	2-2	2-1	3	0	0	0	0	2	6	2
at Florida State	16-8	2-6	0-0	1-2	1-2	3	0	0	0	1	1	15	5
Georgia Tech	17-9	3-6	0-0	3-4	5-4	9	0	0	0	0	5	20	9
at Maryland	18-10	3-6	0-0	0-0	4-8	12	1	2	0	0	2	24	6
at Virginia Tech	19-11	2-5	0-0	5-7	2-1	3	0	3	0	1	3	28	9
Clemson	20-12	0-2	0-0	1-2	2-5	7	1	2	1	0	2	20	1
at Wake Forest	21-12	0-1	0-0	3-4	2-1	3	0	0	0	0	4	12	3
North Carolina	22-12	2-4	0-0	0-0	1-0	1	0	0	0	2	1	14	4
at Boston Coll.	23-13	5-11	1-2	0-2	2-10	12	1	1	0	2	2	29	11
NC State	24-14	2-4	0-1	1-2	1-2	3	0	1	0	0	1	29	5
at Miami	25-15	3-6	0-0	0-0	1-5	6	2	0	0	0	1	27	6
at Georgia Tech	26-16	3-5	0-0	3-5	3-1	4	0	1	0	0	4	20	9
Duke	27-17	1-3	0-0	0-0	1-2	3	1	1	3	1	1	22	2

### SINGLE GAME BESTS

#### POINTS

Season: 15 vs. Hampton (12/19/07)  
 Career: 15 vs. Hampton (12/19/07)  
 ACC: 11 at Boston College (2/17/08)

#### REBOUNDS

Season: 13 at Penn (11/23/07)  
 Career: 13 at Penn (11/23/07)  
 ACC: 12 at Md (1/30/08), at BC (2/17/08)

#### FG MADE

Season: 6 vs. Hampton (12/19/07)  
 Career: 6 vs. Hampton (12/19/07)  
 ACC: 5 at Boston College (2/17/08)

#### FG ATTEMPTS

Season: 11 at Boston College (2/17/08)  
 Career: 11 at Boston College (2/17/08)  
 ACC: 11 at Boston College (2/17/08)

#### 3 PT FG MADE

Season: 1 vs. Howard (11/14/07), at BC (2/17/08)  
 Career: 1 vs. Howard (11/14/07), at BC (2/17/08)  
 ACC: 1 at Boston College (2/17/08)

#### 3 PT FG ATTEMPTS

Season: 2 at Boston College (2/17/08)  
 Career: 2 at Boston College (2/17/08)  
 ACC: 2 at Boston College (2/17/08)

#### FT MADE

Season: 5 vs. Drexel (11/20/07), at VT (2/2/08)  
 Career: 5 vs. Drexel (11/20/07), at VT (2/2/08)  
 ACC: 5 at Virginia Tech (2/2/08)

#### FT ATTEMPTS

Season: 7 at Virginia Tech (2/2/08)  
 Career: 7 at Virginia Tech (2/2/08)  
 ACC: 7 at Virginia Tech (2/2/08)

#### ASSISTS

Season: 2 at Miami (3/1/08)  
 Career: 2 at Miami (3/1/08)  
 ACC: 2 at Miami (3/1/08)

#### TURNOVERS

Season: 3 at Duke (1/13/08), at VT (2/2/08)  
 Career: 3 at Duke (1/13/08), at VT (2/2/08)  
 ACC: 3 at Duke (1/13/08), at VT (2/2/08)

#### BLOCKS

Season: 3 vs. Duke (3/5/08)  
 Career: 3 vs. Duke (3/5/08)  
 ACC: 3 vs. Duke (3/5/08)

#### STEALS


Season: 3 at Penn (11/23/07)  
 Career: 3 at Penn (11/23/07)  
 ACC: 2 vs. UNC (2/12/08), at BC (2/17/08)

#### MINUTES

Season: 29 at BC (2/17/08), vs. NCSU (2/24/08)  
 Career: 29 at BC (2/17/08), vs. NCSU (2/24/08)  
 ACC: 29 at BC (2/17/08), vs. NCSU (2/24/08)

### CAREER STATISTICS

Year	G-GS	Min-Avg.	FG-FGA	Pct.	3FG-3FGA	Pct.	FT-FTA	Pct.	Off-Def.	Reb-Avg.	PF-DQ	Ast	TO	Blk	Stl	Pts-Avg
2007-08	27-17	492-18.2	54-121	.446	2-5	.400	49-68	.721	61-91	152-5.6	57-1	10	20	9	18	159-5.9
ACC	15-13	296-19.7	28-71	.394	1-3	.333	20-32	.625	29-48	77-5.1	36-1	6	15	5	8	77-5.1
<b>CAREER</b>	<b>27-17</b>	<b>492-18.2</b>	<b>54-121</b>	<b>.446</b>	<b>2-5</b>	<b>.400</b>	<b>49-68</b>	<b>.721</b>	<b>61-91</b>	<b>152-5.6</b>	<b>57-1</b>	<b>10</b>	<b>20</b>	<b>9</b>	<b>18</b>	<b>159-5.9</b>
ACC	15-13	296-19.7	28-71	.394	1-3	.333	20-32	.625	29-48	77-5.1	36-1	6	15	5	8	77-5.1



# WILL SHERRILL

# #22

Freshman • Forward • 6-9 • 215 • New York, N.Y. • Phillips Academy Andover

### THIS SEASON:

- Had two rebounds at Xavier
- Had his first career rebound and assist vs. Elon
- Has made every field goal attempt (3-3) this season
- Had a career-high three points vs. Longwood, making his first career 3-point attempt
- Had first career steal vs. Northwestern
- Scored two points at Penn
- Made collegiate debut vs. Howard and scored two points
- Played two minutes in the exhibition against Carson-Newman

### SINGLE GAME BESTS

#### POINTS

Season: 3 vs. Longwood (12/7/07)  
 Career: 3 vs. Longwood (12/7/07)  
 ACC: --

#### REBOUNDS

Season: 2 at Xavier (1/3/08)  
 Career: 2 at Xavier (1/3/08)  
 ACC: --

#### FG MADE

Season: 1 on three occasions  
 Career: 1 on three occasions  
 ACC: --

#### FG ATTEMPTS

Season: 1 on three occasions  
 Career: 1 on three occasions  
 ACC: --

#### 3 PT FG MADE

Season: 1 vs. Longwood (12/7/07)  
 Career: 1 vs. Longwood (12/7/07)  
 ACC: --

#### 3 PT FG ATTEMPTS

Season: 1 vs. Longwood (12/7/07)  
 Career: 1 vs. Longwood (12/7/07)  
 ACC: --

#### FT MADE

Season: --  
 Career: --  
 ACC: --

#### FT ATTEMPTS

Season: --  
 Career: --  
 ACC: --

#### ASSISTS

Season: 1 vs. Elon (12/22/07)  
 Career: 1 vs. Elon (12/22/07)  
 ACC: --

#### TURNOVERS

Season: --  
 Career: --  
 ACC: --

#### BLOCKS

Season: --  
 Career: --  
 ACC: --

#### STEALS

Season: 1 vs. Northwestern (11/27/07)  
 Career: 1 vs. Northwestern (11/27/07)  
 ACC: --

#### MINUTES


Season: 3 at Xavier (1/3/08)  
 Career: 3 at Xavier (1/3/08)  
 ACC: 1 vs. Clemson (2/7/08)

### 2007-08 GAME-BY-GAME:

Opponent	GP-GS	FG-FGA	3FG-3FGA	FT-FTA	Off-Def	Total	A	TO	Blk	Stl	PF	Min	Pts
Vermont	DNP												
Howard	1-0	1-1	0-0	0-0	0-0	0	0	0	0	0	0	2	2
at Arizona	DNP												
Drexel	DNP												
at Penn	2-0	1-1	0-0	0-0	0-0	0	0	0	0	0	0	1	2
vs. Seton Hall	DNP												
Northwestern	3-0	0-0	0-0	0-0	0-0	0	0	0	0	1	0	2	0
Syracuse	DNP												
Longwood	4-0	1-1	1-1	0-0	0-0	0	0	0	0	0	0	1	3
Hampton	DNP												
Elon	5-0	0-0	0-0	0-0	0-1	1	1	0	0	0	1	2	0
Hartford	DNP												
at Xavier	6-0	0-0	0-0	0-0	1-1	2	0	0	0	0	2	3	0
at Duke	DNP												
Virginia Tech	DNP												
Boston College	DNP												
at Florida State	DNP												
Georgia Tech	DNP												
at Maryland	DNP												
at Virginia Tech	DNP												
Clemson	7-0	0-0	0-0	0-0	0-0	0	0	0	0	0	0	1	0
at Wake Forest	DNP												
North Carolina	DNP												
at Boston Coll.	DNP												
NC State	DNP												
at Miami	DNP												
at Georgia Tech	DNP												
Duke	DNP												

### CAREER STATISTICS

Year	G-GS	Min-Avg.	FG-FGA	Pct.	3FG-3FGA	Pct.	FT-FTA	Pct.	Off-Def.	Reb-Avg.	PF-DQ	Ast	TO	Blk	Stl	Pts-Avg
2007-08	7-0	12-1.7	3-3	1.000	1-1	1.000	0-0	.000	1-2	3-0.4	3-0	1	0	0	1	7-1.0
ACC	1-0	1-1.0	0-0	.000	0-0	.000	0-0	.000	0-0	0-0.0	0-0	0	0	0	0	0-0.0
<b>CAREER</b>	<b>7-0</b>	<b>12-1.7</b>	<b>3-3</b>	<b>1.000</b>	<b>1-1</b>	<b>1.000</b>	<b>0-0</b>	<b>.000</b>	<b>1-2</b>	<b>3-0.4</b>	<b>3-0</b>	<b>1</b>	<b>0</b>	<b>0</b>	<b>1</b>	<b>7-1.0</b>
ACC	1-0	1-1.0	0-0	.000	0-0	.000	0-0	.000	0-0	0-0.0	0-0	0	0	0	0	0-0.0



# SEAN SINGLETARY

# #44

Senior • Guard • 6-0 • 185 • Philadelphia, Pa. • The William Penn Charter School

## THIS SEASON:

- Co-captain for the 2007-08 season, joining Donald Hand as the only three-year captains in Virginia history
- First-team NABC All-District 5 for second consecutive year in 2008
- One of 30 midseason candidates for the John R. Wooden Award
- Midseason candidate for the Naismith Trophy presented by AT&T
- Bob Cousy Award presented by The Hartford (nation's top point guard) finalist
- One of 10 finalists for the Lowe's Senior CLASS Award
- First-team Collegehoops.net preseason All-American
- Third-team CBSsportsline.com preseason All-American
- CollegeInsider.com preseason All-American
- Had a career-high 41 points at Miami
- Tied UVa single-game steals record with seven vs. NC State
- Had second consecutive double-double (4th of career, 3rd this season) with 19 points and 10 assists vs. Boston College (1/19)
- Had double-double with 34 points and 10 rebounds vs. Virginia Tech (1/16)
- Has had 20 or more points in a game 40 times in his career (13 this season)
- Had double-double with 14 points and career-high 10 assists vs. Northwestern
- ACC Player of the Week (11/19) after leading Virginia to wins over Howard and Arizona, his fourth career ACC Player of the Week honor

## 2007-08 GAME-BY GAME:

Opponent	GP-GS	FG-FGA	3FG-3FGA	FT-FTA	Off-Def	Total	A	TO	Blk	Stl	PF	Min	Pts
Vermont	1-1	4-9	1-2	10-12	1-4	5	6	6	0	4	2	31	19
Howard	2-2	9-16	3-6	2-2	3-1	4	8	5	0	1	2	30	23
at Arizona	3-3	6-19	1-6	11-11	0-4	4	8	5	0	1	4	36	24
Drexel	4-4	7-19	3-3	7-8	2-5	7	5	8	0	2	3	37	24
at Penn	5-5	4-12	1-3	7-7	1-1	2	4	5	0	1	2	28	16
vs. Seton Hall	6-6	7-20	2-9	7-7	1-6	7	7	5	0	0	4	37	23
Northwestern	7-7	5-9	3-6	1-1	0-2	2	10	2	0	2	1	27	14
Syracuse	8-8	3-14	2-7	2-8	0-5	5	9	3	0	2	2	35	10
Longwood	9-9	6-11	1-3	8-8	1-1	2	8	6	0	0	1	33	21
Hampton	10-10	2-6	2-4	6-7	3-1	4	4	7	0	1	3	32	12
Elon	11-11	5-7	3-4	7-9	0-5	5	8	3	0	3	2	28	20
Hartford	12-12	3-14	1-5	5-7	1-3	4	4	5	0	2	2	29	12
at Xavier	13-13	5-12	1-3	3-4	1-2	3	7	2	0	1	4	33	14
at Duke	14-14	6-12	2-4	4-4	0-0	0	4	6	0	0	4	34	18
Virginia Tech	15-15	12-21	5-7	5-6	1-9	10	3	4	0	3	4	44	34
Boston College	16-16	7-14	0-3	5-6	0-2	2	10	1	0	6	3	37	19
at Florida State	17-17	4-11	1-5	2-2	2-1	3	7	5	0	1	4	33	11
Georgia Tech	18-18	5-19	0-6	1-2	1-3	4	8	4	0	3	5	41	11
at Maryland	19-19	9-17	1-4	4-4	0-0	0	3	0	0	0	3	34	23
at Virginia Tech	20-20	6-15	3-6	11-14	2-3	5	2	3	0	1	4	37	26
Clemson	21-21	5-10	2-3	2-3	1-3	4	2	5	0	0	1	32	14
at Wake Forest	22-22	7-18	0-3	7-8	1-0	1	3	4	0	2	3	36	21
North Carolina	23-23	9-20	3-8	6-7	1-5	6	7	4	0	3	1	35	27
at Boston Coll.	24-24	5-10	2-3	4-4	0-5	5	4	1	0	1	4	36	16
NC State	25-25	7-15	1-4	6-8	1-1	2	6	3	0	7	1	33	21
at Miami	26-26	12-25	4-8	13-14	0-9	9	3	0	0	1	4	36	41
at Georgia Tech	27-27	5-13	1-5	6-6	0-1	1	6	3	0	3	2	33	17
Duke	28-28	6-16	1-7	5-6	0-1	1	7	5	0	0	3	35	18

## SINGLE GAME BESTS

### POINTS

Season: 41 at Miami (3/1/08)  
 Career: 41 at Miami (3/1/08)  
 ACC: 41 at Miami (3/1/08)

### REBOUNDS

Season: 10 vs. Virginia Tech (1/16/08)  
 Career: 10 vs. UNC (3/10/06), vs. Va Tech (1/16/08)  
 ACC: 10 vs. UNC (3/10/06), vs. Va Tech (1/16/08)

### FG MADE

Season: 12 vs. VT (1/16/08), at Miami (3/1/08)  
 Career: 12 vs. VT (1/16/08), at Miami (3/1/08)  
 ACC: 12 vs. VT (1/16/08), at Miami (3/1/08)

### FG ATTEMPTS

Season: 25 at Miami (3/1/08)  
 Career: 25 at Miami (3/1/08)  
 ACC: 25 at Miami (3/1/08)

### 3 PT FG MADE

Season: 5 vs. Virginia Tech (1/16/08)  
 Career: 7 vs. Gonzaga (1/3/07)  
 ACC: 5 at NC State (1/24/07), vs. Va Tech (1/16/08)

### 3 PT FG ATTEMPTS

Season: 9 vs. Seton Hall (11/24/07)  
 Career: 9 vs. Gonzaga (1/3/07), vs. Ga. Tech (2/24/07)  
 ACC: 12 vs. Georgia Tech (2/24/07)

### FT MADE

Season: 13 at Miami (3/1/08)  
 Career: 14 vs. Hampton (12/16/06)  
 ACC: 13 at Miami (3/1/08)

### FT ATTEMPTS

Season: 14 at VT (2/2/08), at Miami (3/1/08)  
 Career: 16 vs. Hampton (12/16/06)  
 ACC: 14 on three occasions

### ASSISTS

Season: 10 vs. N'western (11/27/07), vs. BC (1/19/08)  
 Career: 10 vs. N'western (11/27/07), vs. BC (1/19/08)  
 ACC: 10 vs. Boston College (1/19/08)

### TURNOVERS

Season: 8 vs. Drexel (11/20/07)  
 Career: 9 at Arizona (11/27/05), at Clemson (2/25/06)  
 ACC: 9 at Clemson (2/25/06)

### BLOCKS

Season: --  
 Career: 2 vs. Auburn (12/3/04)  
 ACC: 1 on three occasions

### STEALS

Season: 7 vs. NC State (2/24/08)  
 Career: 7 vs. NC State (2/24/08)  
 ACC: 7 vs. NC State (2/24/08)

### MINUTES

Season: 44 vs. Virginia Tech (1/16/08)  
 Career: 45 vs. Maryland (2/19/05)  
 ACC: 45 vs. Maryland (2/19/05)

## CAREER STATISTICS

Year	G-GS	Min-Avg.	FG-FGA	Pct.	3FG-3FGA	Pct.	FT-FTA	Pct.	Off-Def.	Reb-Avg.	PF-DQ	Ast	TO	Blk	Stl	Pts-Avg
2004-05	29-29	866-29.9	101-262	.385	34-106	.321	69-89	.775	24-64	88-3.0	92-4	113	70	2	48	305-10.5
ACC	16-16	489-30.6	55-143	.385	19-57	.333	39-50	.780	13-28	41-2.6	55-3	59	28	0	22	168-10.5
2005-06	29-29	982-33.9	168-420	.400	51-147	.347	125-148	.845	34-94	128-4.4	65-0	121	104	3	54	512-17.7
ACC	16-16	553-34.6	97-250	.388	25-84	.298	59-67	.881	16-48	64-4.0	39-0	66	59	3	22	278-17.4
2006-07	32-32	1064-33.2	170-425	.400	79-203	.389	190-218	.872	36-111	147-4.6	81-1	151	100	1	38	609-19.0
ACC	16-16	552-34.5	88-216	.407	41-105	.390	66-80	.825	20-59	79-4.9	42-1	68	54	0	20	283-17.7
2007-08	28-28	952-34.0	171-404	.423	50-137	.365	157-185	.849	24-83	107-3.8	77-1	163	110	0	51	549-19.6
ACC	15-15	536-35.7	105-236	.445	26-76	.342	81-94	.862	10-43	53-3.5	45-1	75	48	0	31	317-21.1
<b>CAREER</b>	<b>118-118</b>	<b>3864-32.7</b>	<b>610-1511</b>	<b>.404</b>	<b>214-593</b>	<b>.361</b>	<b>541-640</b>	<b>.845</b>	<b>118-352</b>	<b>470-4.0</b>	<b>315-6</b>	<b>548</b>	<b>384</b>	<b>6</b>	<b>191</b>	<b>1975-16.7</b>
ACC	63-63	2130-33.8	345-845	.408	111-322	.345	245-291	.842	59-178	237-3.8	181-5	268	189	3	95	1046-16.6



# SEAN SINGLETARY

SENIOR • GUARD • UNIVERSITY OF VIRGINIA

- **BOB COUSY AWARD FINALIST**
- **JOHN R. WOODEN AWARD CANDIDATE**
- **NAISMITH TROPHY CANDIDATE**
- **ALL-AMERICA CANDIDATE**
- **ACC PLAYER OF THE YEAR CANDIDATE**
- **LOWE'S SENIOR CLASS AWARD FINALIST**

ONE OF FIVE PLAYERS IN ACC HISTORY TO HAVE 1,500 CAREER POINTS, 500 CAREER ASSISTS AND 400 CAREER REBOUNDS

RANKS IN THE TOP 10 IN VIRGINIA HISTORY IN 6 DIFFERENT CAREER CATEGORIES (POINTS, ASSISTS, STEALS, FIELD GOALS, 3-POINT FIELD GOALS, FREE THROWS MADE)

SCORED IN DOUBLE FIGURES IN 50 CONSECUTIVE GAMES, THE LONGEST ACTIVE STREAK IN THE ACC

THE ONLY PLAYER IN DIVISION I THIS SEASON TO HAVE A 40-POINT GAME, A 10-REBOUND GAME, AND A 10-ASSIST GAME

THE ONLY PLAYER IN THE ACC THIS SEASON TO HAVE A POINTS-ASSISTS DOUBLE-DOUBLE AND A POINTS-REBOUNDS DOUBLE-DOUBLE

13 GAMES THIS SEASON OF 20 OR MORE POINTS

8 GAMES THIS SEASON OF 8 OR MORE ASSISTS

ONE OF TWO THREE-YEAR CAPTAINS IN VIRGINIA HISTORY

*"He continues to amaze me. I can't come close to naming somebody that I've ever been around that has the kind of heart he does. This program or this league might not see the likes of someone that has the heart that Sean does for a long time." - Virginia head coach Dave Leitao*

2007-08 STATS: 19.6 POINTS/GAME 5.8 ASSISTS/GAME 3.8 REBOUNDS/GAME





# TUNJI SOROYE

# #21

Senior • Center • 6-11 • 252 • Dugbe Ibadan, Nigeria • Montrose Christian School

### THIS SEASON:

- Missed the last 15 games due to injury
- Made season debut vs. Hartford
- Had arthroscopic surgery on Nov. 8 to correct cartilage damage in his left knee and missed the first 11 games of the season
- Had six points, four rebounds, and four blocks in the exhibition against Carson-Newman

### SINGLE GAME BESTS

#### POINTS

Season: 1 vs. Hartford (12/30/07)  
 Career: 12 vs. Fordham (12/7/05)  
 ACC: 6 on three occasions

#### REBOUNDS

Season: 2 vs. Hartford (12/30/07)  
 Career: 11 vs. Maryland (2/6/07)  
 ACC: 11 vs. Maryland (2/6/07)

#### FG MADE

Season: --  
 Career: 4 vs. Fordham (12/7/05), vs. Albany (3/16/07)  
 ACC: 3 vs. Florida State (1/11/06)

#### FG ATTEMPTS

Season: 1 at Xavier (1/3/08)  
 Career: 8 vs. Albany (3/16/07)  
 ACC: 5 vs. Florida State (1/11/06)

#### 3 PT FG MADE

Season: --  
 Career: --  
 ACC: --

#### 3 PT FG ATTEMPTS

Season: --  
 Career: --  
 ACC: --

#### FT MADE

Season: 1 vs. Hartford (12/30/07)  
 Career: 4 on three occasions  
 ACC: 4 vs. Clemson (1/7/06)

#### FT ATTEMPTS

Season: 2 vs. Hartford (12/30/07)  
 Career: 6 vs. Fordham (12/7/05)  
 ACC: 5 vs. Florida State (2/17/07)

#### ASSISTS

Season: --  
 Career: 1 on 13 occasions  
 ACC: 1 on eight occasions

#### TURNOVERS

Season: 2 vs. Hartford (12/30/07)  
 Career: 4 at Virginia Tech (1/15/06)  
 ACC: 4 at Virginia Tech (1/15/06)

#### BLOCKS

Season: --  
 Career: 5 vs. Duke (3/11/05)  
 ACC: 5 vs. Duke (3/11/05)

#### STEALS

Season: --  
 Career: 2 on three occasions  
 ACC: 2 vs. UNC (1/19/06), at FSU (2/18/06)

#### MINUTES


Season: 5 at Xavier (1/3/08)  
 Career: 33 vs. Clemson (1/7/06)  
 ACC: 33 vs. Clemson (1/7/06)

### 2007-08 GAME-BY-GAME:

Opponent	GP-GS	FG-FGA	3FG-3FGA	FT-FTA	Off-Def	Total	A	TO	Blk	Stl	PF	Min	Pts
Vermont	DNP												
Howard	DNP												
at Arizona	DNP												
Drexel	DNP												
at Penn	DNP												
vs. Seton Hall	DNP												
Northwestern	DNP												
Syracuse	DNP												
Longwood	DNP												
Hampton	DNP												
Elon	DNP												
Hartford	1-0	0-0	0-0	1-2	1-1	2	0	2	0	0	2	3	1
at Xavier	2-0	0-1	0-0	0-0	1-0	1	0	0	0	0	0	5	0
at Duke	DNP												
Virginia Tech	DNP												
Boston College	DNP												
at Florida State	DNP												
Georgia Tech	DNP												
at Maryland	DNP												
at Virginia Tech	DNP												
Clemson	DNP												
at Wake Forest	DNP												
North Carolina	DNP												
at Boston Coll.	DNP												
NC State	DNP												
at Miami	DNP												
at Georgia Tech	DNP												
Duke	DNP												

### CAREER STATISTICS

Year	G-GS	Min-Avg.	FG-FGA	Pct.	3FG-3FGA	Pct.	FT-FTA	Pct.	Off-Def.	Reb-Avg.	PF-DQ	Ast	TO	Blk	Stl	Pts-Avg
2004-05	21-2	120-5.7	4-10	.400	0-0	.000	4-7	.571	7-21	28-1.3	18-0	2	3	15	1	12-0.6
ACC	12-0	72-6.0	4-5	.800	0-0	.000	2-4	.500	4-12	16-1.3	14-0	2	2	8	1	10-0.8
2005-06	30-23	553-18.4	21-51	.412	0-0	.000	13-19	.684	36-70	106-3.5	88-7	4	38	37	10	55-1.8
ACC	16-16	290-18.1	9-26	.346	0-0	.000	6-9	.667	18-33	51-3.2	49-4	2	19	15	6	24-1.5
2006-07	28-11	391-14.0	18-35	.514	0-0	.000	24-39	.615	35-54	89-3.2	46-0	7	20	26	7	60-2.1
ACC	16-6	252-15.8	12-19	.632	0-0	.000	10-23	.435	27-30	57-3.6	29-0	4	10	14	2	34-2.1
2007-08	2-0	8-4.0	0-1	.000	0-0	.000	1-2	.500	2-1	3-1.5	2-0	0	2	0	0	1-0.5
ACC	0-0															
<b>CAREER</b>	<b>81-36</b>	<b>1072-13.2</b>	<b>43-97</b>	<b>.443</b>	<b>0-0</b>	<b>.000</b>	<b>42-67</b>	<b>.627</b>	<b>80-146</b>	<b>226-2.8</b>	<b>154-7</b>	<b>13</b>	<b>63</b>	<b>78</b>	<b>18</b>	<b>128-1.6</b>
ACC	44-22	614-14.0	25-50	.500	0-0	.000	18-36	.500	49-75	124-2.8	92-4	8	31	37	9	68-1.5



# SOLOMON TAT

# #45

Sophomore • Guard/Forward • 6-5 • 223 • Jos Plateau, Nigeria • Community Christian School

### THIS SEASON:

- Had six points and three rebounds at Miami
- Had four points vs. Clemson
- Had three points and two rebounds at Maryland
- Had a career-high 12 points (3-4 FG, 6-9 FT) at Xavier
- Made season debut vs. Hartford
- Did not play in the first 11 games of the season due to injury

### SINGLE GAME BESTS

#### POINTS

Season: 12 at Xavier (1/3/08)  
 Career: 12 at Xavier (1/3/08)  
 ACC: 8 at Virginia Tech (2/10/07)

#### REBOUNDS

Season: 3 at Miami (3/1/08), at Ga. Tech (3/3/08)  
 Career: 6 at Virginia Tech (2/10/07)  
 ACC: 6 at Virginia Tech (2/10/07)

#### FG MADE

Season: 3 at Xavier (1/3/08)  
 Career: 3 at Virginia Tech (2/10/07), at Xavier (1/3/08)  
 ACC: 3 at Virginia Tech (2/10/07)

#### FG ATTEMPTS

Season: 4 on three occasions  
 Career: 9 at Virginia Tech (2/10/07)  
 ACC: 9 at Virginia Tech (2/10/07)

#### 3 PT FG MADE

Season: --  
 Career: --  
 ACC: --

#### 3 PT FG ATTEMPTS

Season: 1 at FSU (1/23/08), at Miami (3/1/08)  
 Career: 1 on five occasions  
 ACC: 1 on three occasions

#### FT MADE

Season: 6 at Xavier (1/3/08)  
 Career: 6 at Xavier (1/3/08)  
 ACC: 2 on four occasions

#### FT ATTEMPTS

Season: 9 at Xavier (1/3/08)  
 Career: 9 at Xavier (1/3/08)  
 ACC: 2 on five occasions

#### ASSISTS

Season: 1 on five occasions  
 Career: 5 vs. Gonzaga (1/3/07)  
 ACC: 2 at Clemson (1/28/07), at Wake (3/3/07)

#### TURNOVERS

Season: 2 at Xavier (1/3/08), at Duke (1/13/08)  
 Career: 2 on four occasions  
 ACC: 2 vs. Maryland (1/16/07), at Duke (1/13/08)

#### BLOCKS

Season: --  
 Career: 1 vs. Longwood (2/13/07)  
 ACC: --

#### STEALS

Season: 1 on three occasions  
 Career: 2 vs. Stanford (1/7/07), vs. Md. (1/16/07)  
 ACC: 2 vs. Maryland (1/16/07)

#### MINUTES


Season: 16 on three occasions  
 Career: 23 at Virginia Tech (2/10/07)  
 ACC: 23 at Virginia Tech (2/10/07)

### 2007-08 GAME-BY-GAME:

Opponent	GP-GS	FG-FGA	3FG-3FGA	FT-FTA	Off-Def	Total	A	TO	Blk	Stl	PF	Min	Pts
Vermont	DNP												
Howard	DNP												
at Arizona	DNP												
Drexel	DNP												
at Penn	DNP												
vs. Seton Hall	DNP												
Northwestern	DNP												
Syracuse	DNP												
Longwood	DNP												
Hampton	DNP												
Elon	DNP												
Hartford	1-0	0-0	0-0	0-0	0-0	0	1	0	0	0	0	5	0
at Xavier	2-0	3-4	0-0	6-9	2-0	2	1	2	0	0	1	16	12
at Duke	3-0	0-1	0-0	0-0	0-2	2	0	2	0	1	0	16	0
Virginia Tech	4-0	0-0	0-0	0-0	0-0	0	0	0	0	0	0	3	0
Boston College	DNP												
at Florida State	5-0	0-2	0-1	0-0	0-0	0	0	0	0	1	0	4	0
Georgia Tech	6-0	0-0	0-0	0-0	0-0	0	0	0	0	0	0	0+	0
at Maryland	7-0	1-1	0-0	1-2	1-1	2	0	1	0	0	2	7	3
at Virginia Tech	DNP												
Clemson	8-0	2-4	0-0	0-0	0-1	1	1	1	0	1	0	9	4
at Wake Forest	DNP												
North Carolina	DNP												
at Boston Coll.	DNP												
NC State	DNP												
at Miami	9-0	2-4	0-1	2-2	0-3	3	1	0	0	0	2	16	6
at Georgia Tech	10-0	1-2	0-0	2-2	0-3	3	1	0	0	0	0	7	4
Duke	11-0	1-1	0-0	0-0	0-2	2	0	0	0	0	0	6	2

### CAREER STATISTICS

Year	G-GS	Min-Avg.	FG-FGA	Pct.	3FG-3FGA	Pct.	FT-FTA	Pct.	Off-Def.	Reb-Avg.	PF-DQ	Ast	TO	Blk	Stl	Pts-Avg
2006-07	20-0	165-8.3	14-40	.350	0-3	.000	12-19	.632	7-25	32-1.6	24-0	13	8	1	8	40-2.0
ACC	13-0	107-8.2	8-25	.320	0-1	.000	5-5	1.000	5-16	21-1.6	17-0	6	4	0	5	21-1.6
2007-08	11-0	89-8.1	10-19	.526	0-2	.000	11-15	.733	3-12	15-1.4	5-0	5	6	0	3	31-2.8
ACC	9-0	68-7.6	7-15	.467	0-2	.000	5-6	.833	1-12	13-1.4	4-0	3	4	0	3	19-2.1
<b>CAREER</b>	<b>31-0</b>	<b>254-8.2</b>	<b>24-59</b>	<b>.407</b>	<b>0-5</b>	<b>.000</b>	<b>23-34</b>	<b>.676</b>	<b>10-37</b>	<b>47-1.5</b>	<b>29-0</b>	<b>18</b>	<b>14</b>	<b>1</b>	<b>11</b>	<b>71-2.3</b>
ACC	22-0	175-8.0	15-40	.375	0-3	.000	10-11	.909	6-28	34-1.5	21-0	9	8	0	8	40-1.8



# JAMIL TUCKER

# #12

Sophomore • Forward • 6-8 • 241 • Gary, Ind. • West Side H.S.

### THIS SEASON:

- Had five points and a team-high eight rebounds vs. Duke (3/5)
- Scored a career-high 14 points at Miami
- Made first career start at Wake Forest and had four points and tied his career high with nine rebounds in a career-high 30 minutes
- Had 10 points and five rebounds at Virginia Tech (2/2)
- Scored 13 points vs. Georgia Tech (1/27)
- Had seven rebounds and tied a career high with two assists vs. BC (1/19)
- Tied a career high with two blocks vs. Virginia Tech (1/16)
- Had nine points and five rebounds at Duke (1/13)
- Did not play vs. Syracuse due to illness and vs. Hartford due to injury
- Had eight points, six rebounds, and tied a career high with two blocks vs. Hampton
- Had a career-high two assists vs. Northwestern
- Scored eight points (3-4 FG) at Penn
- Had seven points and four rebounds vs. Drexel
- Had 12 points (on a career-high 5 FG) at Arizona
- Had five points and tied a career high with two blocks vs. Vermont

### 2007-08 GAME-BY GAME:

Opponent	GP-GS	FG-FGA	3FG-3FGA	FT-FTA	Off-Def	Total	A	TO	Blk	Stl	PF	Min	Pts
Vermont	1-0	1-4	1-4	2-2	0-2	2	0	0	2	0	1	17	5
Howard	2-0	0-0	0-0	0-0	0-0	0	0	0	0	0	4	3	0
at Arizona	3-0	5-7	2-3	0-0	2-2	4	0	1	0	0	1	21	12
Drexel	4-0	3-4	1-1	0-0	0-4	4	0	2	0	0	1	19	7
at Penn	5-0	3-4	2-3	0-0	0-3	3	0	1	0	0	4	8	8
vs. Seton Hall	6-0	0-4	0-3	0-0	0-0	0	0	0	1	0	0	12	0
Northwestern	7-0	1-2	1-2	0-0	0-1	1	2	0	0	0	2	7	3
Syracuse	DNP												
Longwood	8-0	0-0	0-0	0-0	0-0	0	1	0	0	0	2	8	0
Hampton	9-0	1-3	1-2	5-5	0-6	6	1	2	2	0	4	19	8
Elon	10-0	1-3	0-2	0-0	1-3	4	1	0	0	0	3	13	2
Hartford	DNP												
at Xavier	11-0	1-2	0-1	0-0	0-1	1	0	1	1	1	4	13	2
at Duke	12-0	4-7	1-3	0-0	2-3	5	1	1	1	0	1	18	9
Virginia Tech	13-0	0-1	0-1	0-0	2-1	3	1	1	2	0	2	12	0
Boston College	14-0	1-7	1-5	0-0	1-6	7	2	0	0	1	2	19	3
at Florida State	15-0	0-0	0-0	0-0	0-1	1	0	2	0	0	0	2	0
Georgia Tech	16-0	4-7	3-5	2-3	0-3	3	0	1	0	0	4	21	13
at Maryland	17-0	0-2	0-2	0-0	0-0	0	0	0	0	0	0	3	0
at Virginia Tech	18-0	4-7	2-3	0-0	1-4	5	0	1	0	0	1	17	10
Clemson	19-0	1-2	0-1	1-2	0-0	0	2	0	0	0	0	9	3
at Wake Forest	20-1	2-10	2-7	0-0	2-7	9	1	2	0	1	4	30	6
North Carolina	21-2	2-7	1-5	0-0	1-1	2	0	0	0	0	2	18	5
at Boston Coll.	22-2	1-1	1-1	0-0	0-1	1	1	0	0	0	4	11	3
NC State	23-2	2-3	1-2	0-0	0-1	1	0	0	0	1	0	10	5
at Miami	24-2	4-6	3-4	3-4	3-0	3	2	0	0	0	1	20	14
at Georgia Tech	25-2	0-5	0-2	2-2	0-4	4	0	1	0	0	3	19	2
Duke	26-2	2-2	1-1	0-0	1-7	8	0	1	0	1	1	21	5

### SINGLE GAME BESTS

#### POINTS

Season: 14 at Miami (3/1/08)  
 Career: 14 at Miami (3/1/08)  
 ACC: 14 at Miami (3/1/08)

#### REBOUNDS

Season: 9 at Wake Forest (2/9/08)  
 Career: 9 at BC (1/13/07), at WF (2/9/08)  
 ACC: 9 at BC (1/13/07), at WF (2/9/08)

#### FG MADE

Season: 5 at Arizona (11/17/07)  
 Career: 5 at Arizona (11/17/07)  
 ACC: 4 on four occasions

#### FG ATTEMPTS

Season: 10 at Wake Forest (2/9/08)  
 Career: 10 at Wake Forest (2/9/08)  
 ACC: 10 at Wake Forest (2/9/08)

#### 3 PT FG MADE

Season: 3 vs. GT (1/27/08), at Miami (3/1/08)  
 Career: 3 on five occasions  
 ACC: 3 on four occasions

#### 3 PT FG ATTEMPTS

Season: 7 at Wake Forest (2/9/08)  
 Career: 7 at Wake Forest (2/9/08)  
 ACC: 7 at Wake Forest (2/9/08)

#### FT MADE

Season: 5 vs. Hampton (12/19/07)  
 Career: 5 vs. Hampton (12/19/07)  
 ACC: 3 vs. Md (1/16/07), at Miami (3/1/08)

#### FT ATTEMPTS

Season: 5 vs. Hampton (12/19/07)  
 Career: 5 vs. Hampton (12/19/07)  
 ACC: 4 on three occasions

#### ASSISTS

Season: 2 on four occasions  
 Career: 2 on four occasions  
 ACC: 2 on three occasions

#### TURNOVERS

Season: 2 on four occasions  
 Career: 3 vs. Wake Forest (1/21/07)  
 ACC: 3 vs. Wake Forest (1/21/07)

#### BLOCKS

Season: 2 on three occasions  
 Career: 2 on four occasions  
 ACC: 2 vs. Virginia Tech (1/16/08)

#### STEALS

Season: 1 on five occasions  
 Career: 1 on eight occasions  
 ACC: 1 on five occasions

#### MINUTES

Season: 30 at Wake Forest (2/9/08)  
 Career: 30 at Wake Forest (2/9/08)  
 ACC: 30 at Wake Forest (2/9/08)

### CAREER STATISTICS

Year	G-GS	Min-Avg.	FG-FGA	Pct.	3FG-3FGA	Pct.	FT-FTA	Pct.	Off-Def.	Reb-Avg.	PF-DQ	Ast	TO	Blk	Stl	Pts-Avg
2006-07	29-0	291-10.0	32-73	.438	21-43	.488	15-27	.556	16-44	60-2.1	39-0	3	19	6	3	100-3.4
ACC	13-0	113-8.7	15-32	.469	11-19	.579	8-13	.615	7-20	27-2.1	20-0	0	9	0	1	49-3.8
2007-08	26-2	370-14.2	43-100	.430	24-63	.381	15-18	.833	16-61	77-3.0	51-0	15	17	9	5	125-4.8
ACC	15-2	230-15.3	27-67	.403	16-42	.381	8-11	.727	13-39	52-3.5	25-0	10	10	3	4	78-5.2
<b>CAREER</b>	<b>55-2</b>	<b>661-12.0</b>	<b>75-173</b>	<b>.434</b>	<b>45-106</b>	<b>.425</b>	<b>30-45</b>	<b>.667</b>	<b>32-105</b>	<b>137-2.5</b>	<b>90-0</b>	<b>18</b>	<b>36</b>	<b>15</b>	<b>8</b>	<b>225-4.1</b>
ACC	28-2	343-12.3	42-99	.424	27-61	.443	16-24	.667	20-59	79-2.8	45-0	10	19	3	5	127-4.5



# VIRGINIA'S LEADING PERFORMERS in 2007-08

Opponent	Points	Rebounds	Assists	Score
Vermont	Joseph (19), Singletary (19)	Diane (8)	Singletary (6)	90-72
Howard	Singletary (23)	Baker (8)	Singletary (8)	92-53
Arizona	Singletary (24)	Mikalauskas (6)	Singletary (8)	75-72
Drexel	Singletary (24)	Joseph (11)	Singletary (5)	72-58
Pennsylvania	Joseph (23)	Scott (13)	Baker (5)	100-85
Seton Hall	Singletary (23)	Joseph (16)	Singletary (7)	60-74
Northwestern	Diane (22)	Diane (7)	Singletary (10)	94-52
Syracuse	Joseph (19)	Joseph (13)	Singletary (9)	68-70
Longwood	Singletary (21)	Scott (11)	Singletary (8)	76-57
Hampton	Joseph (19)	Meyinsse (9)	Singletary (4)	79-65
Elon	Singletary (20)	Scott (9)	Singletary (8)	91-61
Hartford	Diane (20)	Joseph (12)	Singletary (4), Baker (4)	78-70
Xavier	Singletary (14)	Scott (6)	Singletary (7)	70-108
Duke	Singletary (18)	Joseph (9)	Singletary (4)	65-87
Virginia Tech	Singletary (34)	Singletary (10)	Baker (3), Singletary (3)	69-70 (ot)
Boston College	Diane (20)	Pettinella (8)	Singletary (10)	84-66
Florida State	Diane (21)	Joseph (8)	Singletary (7)	67-69
Georgia Tech	Baker (16), Diane (16)	Joseph (9), Scott (9)	Singletary (8)	82-92 (ot)
Maryland	Singletary (23)	Scott (12)	Diane (4)	75-85
Virginia Tech	Singletary (26)	Joseph (8)	Baker (4)	65-72 (ot)
Clemson	Joseph (19)	Scott (7)	Singletary (2), Tucker (2)	51-82
Wake Forest	Singletary (21)	Pettinella (11)	Singletary (3)	64-80
North Carolina	Singletary (27)	Diane (7)	Singletary (7)	74-75
Boston College	Diane (20)	Scott (12)	Baker (5)	79-74
NC State	Singletary (21)	Baker (6)	Singletary (6)	78-60
Miami	Singletary (41)	Mikalauskas (13)	Singletary (3)	93-95
Georgia Tech	Singletary (17)	Baker (7), Mikalauskas (7)	Singletary (6)	76-74
Duke	Singletary (18)	Tucker (8)	Singletary (7)	70-86
Maryland				

## Additional team information

Led in scoring: Singletary (18), Diane (6), Joseph (5), Baker (1)

Led in rebounding: Joseph (8), Scott (8), Baker (3), Diane (3), Mikalauskas (3), Pettinella (2), Meyinsse (1), Singletary (1), Tucker (1)

Led in assists: Singletary (24), Baker (5), Diane (1), Tucker (1)

Forty-point games (1): Singletary (1)

Thirty-point games (1): Singletary (1)

Twenty-point games (18): Singletary (12), Diane (5), Joseph (1)

Double figure scoring (90): Singletary (28), Diane (17), Baker (14), Joseph (13), Mikalauskas (4), Scott (4), Tucker (4), Jones (3), Meyinsse (1), Pettinella (1), Tat (1)

Double figure rebounds (12): Joseph (5), Scott (4), Mikalauskas (1), Pettinella (1), Singletary (1)

Double figure assists (2): Singletary (2)

"Double-Doubles" (12): Joseph (5), Singletary (3), Scott (2), Mikalauskas (1), Pettinella (1)

Largest halftime lead: 25 vs. Northwestern (Nov. 27) (54-29)

Largest halftime deficit: 31 vs. Xavier (Jan. 3) (61-30)

Largest halftime deficit overcome to gain victory: 4 at Georgia Tech (March 3) (42-38)

Largest halftime lead surrendered in a loss: 10 vs. Georgia Tech (Jan. 27) (48-38)

Largest deficit overcome to gain victory: 10 at Boston College (Feb. 17) (Boston College led 19-9 with 10:46 left in 1st half)

Largest lead surrendered in a loss: 13 vs. Georgia Tech (Jan. 27) (UVa led 48-35 with 1:31 left in first half)

Largest deficit at any time: 43 at Xavier (Jan. 3) (Xavier led 83-40 with 12:31 left in 2nd half)

Largest lead at any time: 45 vs. Northwestern (Nov. 27) (UVa led 94-49 with 2:04 left in 2nd half)

Most consecutive points scored: 19 vs. Howard (Nov. 14)

Most consecutive points scored by opponent: 15 at Xavier (Jan. 3), 15 vs. North Carolina (Feb. 12), 15 vs. Duke (March 5)

### VIRGINIA TEAM AND INDIVIDUAL HIGHS FOR THE 2007-08 SEASON:

TEAM		INDIVIDUAL	
Points:	100 vs. Penn (100-85)	Points:	41 Sean Singletary (Miami)
FG Att:	78 vs. Georgia Tech #1(29-78)	FG Att:	25 Sean Singletary (12-25, Miami)
FG Made:	37 vs. Howard (37-75)	FG Made:	12 Sean Singletary (12-21, VT #1; 12-25, Miami)
FG %:	54.7 vs. Vermont (29-53)	FG %: <sup>(1)</sup>	100.0 Calvin Baker (6-6, Northwestern)
3-FG Att:	36 vs. Georgia Tech#1 (12-36)	3-FG Att:	11 Adrian Joseph (3-11, Virginia Tech #1)
3-FG Made:	16 vs. Northwestern (16-32)	3-FG Made:	6 Mamadi Diane (6-9, Northwestern)
3-FG %:	57.1 vs. Arizona (12-21)	3-FG %: <sup>(2)</sup>	100.0 Calvin Baker (4-4, Northwestern)
FT Att:	34 vs. Vermont (23-34)	FT Att:	14 Sean Singletary (11-14, VT #2; 13-14, Miami)
FT Made:	26 vs. Miami (26-30)	FT Made:	13 Sean Singletary (13-14, Miami)
FT %:	87.5 vs. Northwestern (14-16)	FT %: <sup>(1)</sup>	100.0 Sean Singletary (11-11, Arizona)
Rebounds:	56 vs. Penn	Rebounds:	16 Adrian Joseph (Seton Hall)
Assists:	24 vs. Howard	Assists:	10 Sean Singletary (Northwestern & Boston College)
Turnovers:	21 vs. Penn, Longwood, Hampton	Turnovers:	8 Sean Singletary (Drexel)
Blocks:	5 vs. Hartford	Blocks:	3 Mamadi Diane (Arizona), Mike Scott (Duke #2)
Steals:	16 vs. NC State	Steals:	7 Sean Singletary (NC State)
Fouls:	30 vs. Penn, Virginia Tech #2		

### OPPONENT TEAM AND INDIVIDUAL HIGHS FOR THE 2007-08 SEASON:

TEAM		INDIVIDUAL	
Points:	108 by Xavier (108-70)	Points:	34 Jack McClinton (Miami)
FG Att:	70 by Hartford (25-70), VT #1 (25-70)	FG Att:	24 Tyrese Rice (11-24, Boston College)
FG Made:	37 by Xavier (37-58)	FG Made:	12 K. C. Rivers (12-19, Clemson)
FG%:	63.8 by Xavier (37-58)	FG %: <sup>(1)</sup>	83.3 Kevin Estes (5-6, Hartford), Jason Love (5-6, Xavier)
3-FG Att:	39 by Hartford (10-39)	3-FG Att:	12 Jack McClinton (7-12, Miami)
3-FG Made:	16 by Xavier (16-26), Clemson (16-26)	3-FG Made:	8 K.C. Rivers (8-11, Clemson)
3-FG %:	61.5 by Xavier (16-26), Clemson (16-26)	3-FG %: <sup>(2)</sup> :	80.0 B. J. Raymond (4-5, Xavier)
FT Att:	40 by Penn (27-40)	FT Att:	14 Deron Washington (9-14, Virginia Tech #2)
FT Made:	27 by Penn (27-40)	FT Made:	9 Deron Washington (9-14, Virginia Tech #2)
FT %:	90.9 by Syracuse (10-11)	FT %: <sup>(1)</sup>	100.0 Jonny Flynn (6-6, Syracuse)
Rebounds:	47 by Virginia Tech #1	Rebounds:	14 Paul Harris (Syracuse)
Assists:	27 by Xavier	Assists:	11 Cliff Hammonds (Clemson)
Turnovers:	25 by NC State	Turnovers:	8 Randy Hampton (Howard)
Blocks:	8 by Wake Forest	Blocks:	4 Tyrelle Blair (Boston College)
Steals:	12 by Duke#1	Steals:	6 Toney Douglas (Florida State)
Fouls:	26 by Hartford		

### VIRGINIA AND OPPONENT TEAM LOWS FOR THE 2007-08 SEASON:

VIRGINIA		OPPONENT	
Points:	51 vs. Clemson (82-51)	Points:	52 by Northwestern (94-52)
FG Att:	49 vs. Arizona (25-49), Clemson (19-49)	FG Att:	46 by NC State (19-46)
FG Made:	19 vs. VT #2 (19-53), Clem (19-49)	FG Made:	17 by Longwood (17-60)
FG %:	32.8 vs. Seton Hall (20-61)	FG %:	28.3 by Longwood (17-60)
3-FG Att:	14 vs. Duke #1(4-14), Clemson (4-14)	3-FG Att:	14 by Virginia Tech #2 (3-14)
3-FG Made:	4 vs. Duke#1 (4-14), Clemson (4-14), Wake Forest (4-19), GT #2 (4-19)	3-FG Made:	3 by Virginia Tech #2 (3-14)
3-FG %:	21.1 vs. Wake Forest (4-19), GT #2 (4-19)	3-FG %:	20.0 by Georgia Tech #2 (4-20)
FT Att:	10 vs. Florida State (7-10)	FT Att:	6 by Howard (4-6), Clemson (2-6)
FT Made:	5 vs. Syracuse (5-11)	FT Made:	2 by Clemson (2-6)
FT %:	45.5 vs. Syracuse (5-11)	FT %:	26.7 by Northwestern (4-15)
Rebounds:	27 vs. Arizona, Clemson	Rebounds:	23 by Howard
Assists:	7 vs. Clemson, Wake Forest	Assists:	9 by Seton Hall, Virginia Tech #2
Turnovers:	6 vs. Boston College	Turnovers:	6 by Seton Hall, Miami
Blocks:	0 vs. BC, FSU, MD, WF	Blocks:	0 by Northwestern, Elon
Steals:	0 vs. Seton Hall	Steals:	1 by Boston College
Fouls:	12 vs. Clemson	Fouls:	13 by Howard

(1) - Min. 5 made; (2) Min. 3 made

**The Cavaliers' Record in 2007-08 when UVa...**

leads at halftime .....	12-5
trails at halftime .....	1-9
tied at halftime .....	1-0
goes into overtime.....	0-3
leads by 10 or more points .....	13-3
trails by 10 or more points .....	1-11
shoots 50% or better.....	4-0
shoots less than 50%.....	10-14
shoots less than 45%.....	6-11
shoots less than 40 %.....	2-8
opponent shoots 50% or better.....	0-8
opponent shoots less than 50% .....	14-6
opponent shoots less than 45% .....	12-5
opponent shoots less than 40% .....	5-3
has higher FG% than opponent.....	12-1
has lower FG% than opponent.....	2-13
has same FG% as opponent .....	0-0
outrounds its opponent .....	12-6
is outrebounded by opponent.....	1-8
has same rebounds as opponent .....	1-0
has more offensive rebounds than opponent.....	10-9
has fewer offensive rebounds than opponent .....	4-4
has same offensive rebounds as opponent.....	0-1
has fewer turnovers than opponent .....	6-5
has more turnovers than opponent .....	8-9
has same turnovers as opponent .....	0-0
has fewer than 10 turnovers.....	3-2
opponent has fewer than 10 turnovers .....	0-3
shoots more FTs than opponent.....	11-4
shoots fewer FTs than opponent.....	3-9
shoots the same FTs as opponent.....	0-1
has game decided by 10 points or less .....	4-8
has game decided by 5 points or less .....	3-5
scores <60 points .....	0-1
scores 60-69 points.....	0-7
scores 70-79 points.....	8-4
scores 80-89 points.....	1-1
scores 90+ points .....	5-1
allows <60 points .....	5-0
allows 60-69 points.....	3-1
allows 70-79 points.....	5-5
allows 80-89 points.....	1-5
allows 90+ points .....	0-3

**Virginia in its 14 wins**

UVa's field goal percentage .....	46.5 (395-849)
UVa's free throw percentage .....	72.5 (245-338)
UVa's 3-point field goal percentage.....	41.2 (129-313)
UVa's offensive rebounds/game .....	14.1 (197)
UVa's rebounds/game.....	42.9 (601)
UVa's rebound margin/game .....	+12.1 (42.9-30.8)
UVa's assists/game .....	15.9 (223)
UVa's turnovers/game.....	14.9 (208)
UVa's points/game .....	83.1 (1164)
Opponent's field goal percentage .....	40.0 (324-811)
Opponent's points/game .....	65.6 (919)
Opponent's turnovers/game.....	15.6 (218)
Opponent's free throw attempts/game.....	19.3 (270)

**Virginia in its 14 losses**

UVa's field goal percentage .....	39.6 (344-868)
UVa's free throw percentage .....	69.7 (182-261)
UVa's 3-point field goal percentage.....	31.7 (103-325)
UVa's offensive rebounds/game .....	13.3 (186)
UVa's rebounds/game.....	36.9 (517)
UVa's rebound margin/game .....	-0.5 (36.9-37.4)
UVa's assists/game .....	10.8 (151)
UVa's turnovers/game.....	13.4 (188)
UVa's points/game .....	69.5 (973)
Opponent's field goal percentage .....	47.9 (407-849)
Opponent's points/game .....	81.8 (1145)
Opponent's turnovers/game.....	11.9 (166)
Opponent's free throw attempts/game.....	21.2 (297)



**The Automated ScoreBook**  
**Virginia Season Schedule/Results & Leaders (as of Mar 05, 2008)**  
**All games**

<b>RECORD:</b>	<b>OVERALL</b>	<b>HOME</b>	<b>AWAY</b>	<b>NEUTRAL</b>
<b>ALL GAMES.....</b>	<b>(14-14)</b>	<b>(10-6)</b>	<b>(4-7)</b>	<b>(0-1)</b>
<b>CONFERENCE.....</b>	<b>(4-11)</b>	<b>(2-5)</b>	<b>(2-6)</b>	<b>(0-0)</b>
<b>NON-CONFERENCE.....</b>	<b>(10-3)</b>	<b>(8-1)</b>	<b>(2-1)</b>	<b>(0-1)</b>

DATE	TIME	OPPONENT	SCORE	ATTEND	HIGH POINTS	HIGH REBOUNDS
11/11/07	2 p.m.	VERMONT	W 90-72	11893	(19)Adrian Joseph (19)Sean Singletary	(8)Mamadi Diane
11/14/07	7 p.m.	HOWARD	W 92-53	11162	(23)Sean Singletary	(8)Calvin Baker
11/17/07	8:30 p.m. MT	at Arizona	W 75-72	14602	(24)Sean Singletary	(6)Laurynas Mikalauskas
11/20/07	8 p.m.	DREXEL	W 72-58	10975	(24)Sean Singletary	(11)Adrian Joseph
11/23/07	9:30	at Penn	W 100-85		(23)Adrian Joseph	(13)Mike Scott
11/24/07	9:40 p.m.	vs Seton Hall	60-74 L	3871	(23)Sean Singletary	(16)Adrian Joseph
11/27/07	7 p.m.	NORTHWESTERN	W 94-52	12609	(22)Mamadi Diane	(7)Mamadi Diane
12/05/07	7:30 p.m.	SYRACUSE	68-70 L	13603	(19)Adrian Joseph	(13)Adrian Joseph
12/07/07	7 p.m.	LONGWOOD	W 76-57	11366	(21)Sean Singletary	(11)Mike Scott
12/19/07	7 p.m.	HAMPTON	W 79-65	10516	(19)Adrian Joseph	(9)Jerome Meyinsse
12/22/07	2 p.m.	ELON	W 91-61	11626	(20)Sean Singletary	(9)Mike Scott
12/30/07	3 p.m.	HARTFORD	W 78-70	11647	(20)Mamadi Diane	(12)Adrian Joseph
01/03/08	8:00 PM	at Xavier	70-108 L	10073	(14)Sean Singletary	(6)Mike Scott
01/13/08	8:08 PM	* at Duke	65-87 L	9314	(18)Sean Singletary	(9)Adrian Joseph
01/16/08	7 p.m.	* VIRGINIA TECH	69-70	LOT 14433	(34)Sean Singletary	(10)Sean Singletary
01/19/08	8 p.m.	* BOSTON COLLEGE	W 84-66	14039	(20)Mamadi Diane	(8)Ryan Pettinella
01/23/08	7:00 pm	* at Florida State	67-69 L	7314	(21)Mamadi Diane	(8)Adrian Joseph
01/27/08	4:30 p.m.	* GEORGIA TECH	82-92	LOT 14138	(16)Calvin Baker (16)Mamadi Diane	(9)Mike Scott (9)Adrian Joseph
1/30/08	7:00 p.m.	* at Maryland	75-85 L	17950	(23)Sean Singletary	(12)Mike Scott
02/02/08	1:00 PM	* at Virginia Tech	65-72	LOT 9847	(26)Sean Singletary	(8)Adrian Joseph
02/07/08	7 p.m.	* CLEMSON	51-82 L	13929	(19)Adrian Joseph	(7)Mike Scott
02/09/08	3:30 p.m.	* at Wake Forest	64-80 L	14179	(21)Sean Singletary	(11)Ryan Pettinella
02/12/08	8 p.m.	* NORTH CAROLINA	74-75 L	13765	(27)Sean Singletary	(7)Mamadi Diane
2-17-08	1 p.m.	* at Boston College	W 79-74	7154	(20)Mamadi Diane	(12)Mike Scott
02/24/08	4:30 p.m.	* NC STATE	W 78-60	13630	(21)Sean Singletary	(6)Calvin Baker
3/1/08	2:38 p.m.	* at Miami (Fla.)	93-95 L	6128	(41)Sean Singletary	(13)Laurynas Mikalauskas
3/3/08	7 p.m.	* at Georgia Tech	W 76-74	9191	(17)Sean Singletary	(7)Laurynas Mikalauskas (7)Calvin Baker
03/05/08	7 p.m.	* DUKE	70-86 L	14273	(18)Sean Singletary	(8)Jamil Tucker

\* = Conference game

ATTENDANCE SUMMARY	GAMES	TOTALS	AVG/GAME
HOME.....	16	203604	12725
AWAY.....	11	105752	9614
NEUTRAL.....	1	3871	3871
TOTAL.....	28	313227	11187

**The Automated ScoreBook**  
**Virginia Game-by-Game Points-Rebounds-Assists (as of Mar 05, 2008)**  
**All games**

Opponent	Date	Score	WL	01 JONES, JEF	02 FARRAKHAN	04 BAKER, CAL	11 MIKALOUSK	12 TUCKER, JA	13 ZEGLINSKI	21 SOROYE, TU	22 SHERRILL,	24 DIANE, MAM
VERMONT	11/11/07	90-72	W	8- 6- 1	0- 0- 0	11- 1- 0	8- 4- 0	5- 2- 0	0- 1- 1	DNP	DNP	10- 8- 1
HOWARD	11/14/07	92-53	W	10- 3- 2	4- 2- 1	11- 8- 5	5- 1- 0	0- 0- 0	2- 1- 5	DNP	2- 0- 0	14- 2- 1
at Arizona	11/17/07	75-72	W	15- 1- 0	0- 0- 0	5- 0- 4	6- 6- 0	12- 4- 0	DNP	DNP	DNP	9- 1- 1
DREXEL	11/20/07	72-58	W	2- 2- 0	0- 2- 0	11- 1- 1	1- 1- 1	7- 4- 0	0- 1- 3	DNP	DNP	11- 2- 0
at Penn	11/23/07	100-85	W	2- 0- 1	0- 2- 0	6- 1- 5	8- 2- 1	8- 3- 0	0- 2- 2	DNP	2- 0- 0	13- 4- 1
vs Seton Hall	11/24/07	60-74	L	4- 2- 0	DNP	9- 3- 1	3- 3- 1	0- 0- 0	0- 1- 0	DNP	DNP	12- 8- 2
NORTHWESTERN	11/27/07	94-52	W	8- 5- 2	2- 1- 0	16- 2- 1	7- 6- 0	3- 1- 2	2- 2- 2	DNP	0- 0- 0	22- 7- 3
SYRACUSE	12/05/07	68-70	L	4- 1- 1	DNP	8- 1- 1	3- 1- 0	DNP	3- 1- 0	DNP	DNP	10- 2- 0
LONGWOOD	12/07/07	76-57	W	0- 3- 0	0- 0- 0	11- 3- 2	4- 2- 0	0- 0- 1	0- 0- 2	DNP	3- 0- 0	11- 4- 1
HAMPTON	12/19/07	79-65	W	6- 2- 2	2- 0- 1	6- 4- 2	DNP	8- 6- 1	DNP	DNP	DNP	0- 1- 3
ELON	12/22/07	91-61	W	10- 4- 0	2- 0- 0	7- 3- 6	DNP	2- 4- 1	DNP	DNP	0- 1- 1	9- 0- 1
HARTFORD	12/30/07	78-70	W	8- 1- 0	0- 1- 1	12- 4- 4	DNP	DNP	DNP	1- 2- 0	DNP	20- 9- 2
at Xavier	01/03/08	70-108	L	2- 1- 0	3- 1- 0	7- 2- 3	DNP	2- 1- 0	DNP	0- 1- 0	0- 2- 0	7- 2- 1
at Duke	01/13/08	65-87	L	0- 1- 0	0- 0- 0	13- 4- 2	DNP	9- 5- 1	DNP	DNP	DNP	11- 6- 1
VIRGINIA TECH	01/16/08	69-70	OL	2- 1- 0	DNP	5- 0- 3	DNP	0- 3- 1	DNP	DNP	DNP	8- 9- 2
BOSTON COLLEGE	01/19/08	84-66	W	2- 1- 0	DNP	15- 4- 1	DNP	3- 7- 2	DNP	DNP	DNP	20- 5- 2
at Florida State	01/23/08	67-69	L	0- 0- 0	DNP	7- 0- 3	DNP	0- 1- 0	DNP	DNP	DNP	21- 5- 0
GEORGIA TECH	01/27/08	82-92	OL	0- 0- 1	3- 1- 1	16- 4- 1	DNP	13- 3- 0	DNP	DNP	DNP	16- 8- 0
at Maryland	1/30/08	75-85	L	0- 1- 1	1- 4- 0	17- 1- 1	DNP	0- 0- 0	DNP	DNP	DNP	16- 3- 4
at Virginia Tech	02/02/08	65-72	OL	0- 1- 0	0- 0- 0	0- 2- 4	DNP	10- 5- 0	DNP	DNP	DNP	8- 4- 0
CLEMSON	02/07/08	51-82	L	1- 0- 0	0- 1- 0	5- 3- 0	DNP	3- 0- 2	DNP	DNP	0- 0- 0	2- 1- 0
at Wake Forest	02/09/08	64-80	L	4- 4- 0	0- 0- 0	3- 4- 2	DNP	6- 9- 1	DNP	DNP	DNP	9- 6- 1
NORTH CAROLINA	02/12/08	74-75	L	7- 2- 0	DNP	10- 3- 1	4- 1- 0	5- 2- 0	DNP	DNP	DNP	9- 7- 2
at Boston College	2-17-08	79-74	W	4- 2- 4	DNP	7- 2- 5	13- 4- 0	3- 1- 1	DNP	DNP	DNP	20- 4- 1
NC STATE	02/24/08	78-60	W	9- 0- 1	DNP	15- 6- 1	2- 2- 3	5- 1- 0	DNP	DNP	DNP	9- 4- 0
at Miami (Fla.)	3/1/08	93-95	L	0- 1- 0	DNP	5- 0- 1	16-13- 0	14- 3- 2	DNP	DNP	DNP	1- 1- 1
at Georgia Tech	3/3/08	76-74	W	4- 2- 1	DNP	10- 7- 4	15- 7- 0	2- 4- 0	DNP	DNP	DNP	10- 6- 0
DUKE	03/05/08	70-86	L	3- 4- 0	DNP	15- 1- 4	10- 4- 0	5- 8- 0	DNP	DNP	DNP	12- 2- 0

Opponent	Date	Score	WL	30 JOSEPH, AD	31 BURNS, AND	32 SCOTT, MIK	34 PETTINELL	43 HARRIS, WI	44 SINGLETAR	45 TAT, SOLOM	55 MEYINSE,
VERMONT	11/11/07	90-72	W	19- 6- 3	0- 2- 0	2- 1- 0	4- 5- 2	0- 0- 0	19- 5- 6	DNP	4- 2- 0
HOWARD	11/14/07	92-53	W	5- 5- 1	0- 0- 0	7- 6- 1	5- 5- 0	2- 6- 0	23- 4- 8	DNP	2- 1- 0
at Arizona	11/17/07	75-72	W	4- 3- 1	DNP	DNP	0- 4- 0	0- 0- 0	24- 4- 8	DNP	DNP
DREXEL	11/20/07	72-58	W	11-11- 1	DNP	5- 5- 0	0- 4- 0	DNP	24- 7- 5	DNP	0- 1- 0
at Penn	11/23/07	100-85	W	23-11- 0	0- 1- 1	10-13- 1	6- 2- 0	6- 3- 1	16- 2- 4	DNP	0- 1- 0
vs Seton Hall	11/24/07	60-74	L	6-16- 1	DNP	1- 4- 0	0- 2- 0	2- 1- 0	23- 7- 7	DNP	DNP
NORTHWESTERN	11/27/07	94-52	W	8- 5- 0	2- 0- 0	8- 4- 0	0- 2- 0	0- 4- 0	14- 2-10	DNP	2- 1- 0
SYRACUSE	12/05/07	68-70	L	19-13- 2	DNP	4- 6- 0	0- 1- 0	7- 2- 0	10- 5- 9	DNP	DNP
LONGWOOD	12/07/07	76-57	W	13-10- 1	0- 0- 1	9-11- 1	DNP	4- 8- 0	21- 2- 8	DNP	0- 3- 0
HAMPTON	12/19/07	79-65	W	19- 3- 1	DNP	15- 6- 0	DNP	2- 3- 1	12- 4- 4	DNP	9- 9- 1
ELON	12/22/07	91-61	W	16- 2- 2	0- 0- 0	6- 9- 0	DNP	7- 5- 0	20- 5- 8	DNP	12- 2- 1
HARTFORD	12/30/07	78-70	W	15-12- 0	DNP	5- 4- 1	0- 0- 0	2- 1- 0	12- 4- 4	0- 0- 1	3- 7- 0
at Xavier	01/03/08	70-108	L	6- 3- 2	1- 1- 0	10- 6- 0	0- 0- 0	6- 4- 0	14- 3- 7	12- 2- 1	0- 0- 0
at Duke	01/13/08	65-87	L	3- 9- 1	DNP	2- 3- 0	9- 2- 0	0- 0- 0	18- 0- 4	0- 2- 0	0- 1- 0
VIRGINIA TECH	01/16/08	69-70	OL	11- 8- 0	DNP	3- 5- 0	6- 2- 0	DNP	34-10- 3	0- 0- 0	0- 1- 0
BOSTON COLLEGE	01/19/08	84-66	W	17- 5- 0	DNP	2- 3- 0	4- 8- 0	DNP	19- 2-10	DNP	2- 3- 0
at Florida State	01/23/08	67-69	L	17- 8- 1	DNP	5- 3- 0	2- 3- 0	0- 1- 0	11- 3- 7	0- 0- 0	4- 3- 0
GEORGIA TECH	01/27/08	82-92	OL	13- 9- 3	DNP	9- 9- 0	1- 2- 0	DNP	11- 4- 8	0- 0- 0	0- 1- 0
at Maryland	1/30/08	75-85	L	2- 3- 0	DNP	6-12- 1	2- 0- 0	3- 0- 1	23- 0- 3	3- 2- 0	2- 0- 0
at Virginia Tech	02/02/08	65-72	OL	8- 8- 3	DNP	9- 3- 0	4- 1- 0	DNP	26- 5- 2	DNP	0- 0- 0
CLEMSON	02/07/08	51-82	L	19- 6- 1	0- 0- 0	1- 7- 1	0- 1- 0	DNP	14- 4- 2	4- 1- 1	2- 1- 0
at Wake Forest	02/09/08	64-80	L	4- 3- 0	DNP	3- 3- 0	12-11- 0	DNP	21- 1- 3	DNP	2- 2- 0
NORTH CAROLINA	02/12/08	74-75	L	8- 5- 1	DNP	4- 1- 0	0- 6- 1	DNP	27- 6- 7	DNP	DNP
at Boston College	2-17-08	79-74	W	5- 1- 2	DNP	11-12- 1	0- 2- 0	DNP	16- 5- 4	DNP	DNP
NC STATE	02/24/08	78-60	W	9- 4- 0	DNP	5- 3- 0	3- 4- 0	DNP	21- 2- 6	DNP	0- 2- 0
at Miami (Fla.)	3/1/08	93-95	L	0- 1- 0	DNP	6- 6- 2	2- 1- 0	DNP	41- 9- 3	6- 3- 1	2- 0- 0
at Georgia Tech	3/3/08	76-74	W	5- 4- 0	DNP	9- 4- 0	0- 1- 1	DNP	17- 1- 6	4- 3- 1	0- 2- 0
DUKE	03/05/08	70-86	L	3- 2- 0	DNP	2- 3- 1	0- 3- 1	DNP	18- 1- 7	2- 2- 0	DNP

The Automated ScoreBook  
Virginia Team Game-by-Game Comparison (as of Mar 05, 2008)  
All games

Opponent	1st	2nd	Score	Mar	Total FG	FG Pct	3-Pointers	3FG Pct	Free Throws	FT Pct	Rebounds	Assist	TOver	Block	Steal	Fouls
-----	--/--	--/--	---/--	---	-----	-----	-----	-----	-----	-----	-----	-----	-----	-----	-----	-----
VERMONT.....	46/32	44/40	90-72	+18	29-53/27-65	.547/.415	9-19/ 4-17	.474/.235	23-34/14-17	.676/.824	46/25 +21	14/11	18/10	4/3	5/9	19/23
HOWARD.....	41/26	51/27	92-53	+39	37-75/21-51	.493/.412	12-29/ 7-21	.414/.333	6-13/ 4-6	.462/.667	48/23 +25	24/16	12/19	2/1	10/6	16/13
Arizona.....	42/31	33/41	75-72	+3	25-49/26-54	.510/.481	12-21/ 8-17	.571/.471	13-15/12-14	.867/.857	27/26 +1	14/20	18/17	3/3	4/7	20/16
DREXEL.....	31/25	41/33	72-58	+14	23-60/21-50	.383/.420	8-16/ 6-18	.500/.333	18-22/10-15	.818/.667	44/27 +17	11/10	16/17	1/2	5/5	16/17
Penn.....	50/35	50/50	100-85	+15	34-72/26-56	.472/.464	10-24/ 6-21	.417/.286	22-30/27-40	.733/.675	56/26 +30	17/20	21/16	4/3	12/6	30/23
Seton Hall.....	29/40	31/34	60-74	(14)	20-61/25-69	.328/.362	7-28/ 7-23	.250/.304	13-18/17-25	.722/.680	50/43 +7	12/9	16/6	4/3	0/8	21/16
NORTHWESTERN.....	54/29	40/23	94-52	+42	32-62/20-56	.516/.357	16-32/ 8-29	.500/.276	14-16/ 4-15	.875/.267	43/28 +15	20/11	13/16	3/0	8/6	18/17
SYRACUSE.....	36/29	32/41	68-70	(2)	26-64/26-59	.406/.441	11-32/ 8-21	.344/.381	5-11/10-11	.455/.909	36/39 (3)	13/14	13/15	2/4	6/8	15/15
LONGWOOD.....	29/22	47/35	76-57	+19	25-56/17-60	.446/.283	9-23/10-26	.391/.385	17-25/13-18	.680/.722	49/31 +18	17/11	21/17	2/1	4/7	18/23
HAMPTON.....	36/32	43/33	79-65	+14	25-56/23-63	.446/.365	9-22/ 6-20	.409/.300	20-25/13-22	.800/.591	42/32 +10	16/11	21/12	2/3	3/8	23/21
ELON.....	47/34	44/27	91-61	+30	32-64/22-54	.500/.407	7-24/ 8-24	.292/.333	20-27/ 9-13	.741/.692	38/27 +11	20/12	9/20	1/0	8/2	15/22
HARTFORD.....	41/28	37/42	78-70	+8	24-54/25-70	.444/.357	10-23/10-39	.435/.256	20-33/10-21	.606/.476	51/40 +11	13/14	19/12	5/1	8/11	20/26
Xavier.....	30/61	40/47	70-108	(38)	22-58/37-58	.379/.638	6-18/16-26	.333/.615	20-29/18-21	.690/.857	30/32 (2)	14/27	12/13	3/5	6/6	22/22
Duke.....	31/43	34/44	65-87	(22)	25-59/34-67	.424/.507	4-14/11-31	.286/.355	11-16/ 8-12	.688/.667	34/35 (1)	9/21	18/11	2/3	3/12	17/17
VIRGINIA TECH.....	38/34	25/29	69-70	(1)	24-63/25-70	.381/.357	9-25/ 8-30	.360/.267	12-18/12-21	.667/.571	39/47 (8)	9/12	14/15	2/3	6/4	20/17
BOSTON COLLEGE.....	35/35	49/31	84-66	+18	29-67/24-62	.433/.387	9-26/ 7-24	.346/.292	17-21/11-24	.810/.458	43/43 -	15/10	6/14	0/6	9/1	19/17
Florida State.....	28/31	39/38	67-69	(2)	25-60/22-50	.417/.440	10-29/ 8-21	.345/.381	7-10/17-24	.700/.708	33/32 +1	11/10	15/17	0/5	8/11	22/14
GEORGIA TECH.....	48/38	28/38	82-92	(10)	29-78/33-65	.372/.508	12-36/ 9-22	.333/.409	12-20/17-29	.600/.586	48/40 +8	14/20	12/10	1/6	4/3	26/19
Maryland.....	33/43	42/42	75-85	(10)	28-61/27-52	.459/.519	6-21/ 8-24	.286/.333	13-16/23-28	.813/.821	31/30 +1	11/18	11/9	0/5	4/2	23/16
Virginia Tech.....	26/25	28/29	65-72	(7)	19-53/22-56	.358/.393	8-21/ 3-14	.381/.214	19-29/25-38	.655/.658	33/43 (10)	9/9	15/12	2/4	5/4	30/24
CLEMSON.....	24/40	27/42	51-82	(31)	19-49/32-60	.388/.533	4-14/16-26	.286/.615	9-15/ 2-6	.600/.333	27/35 (8)	7/22	18/14	3/5	3/8	12/18
Wake Forest.....	27/36	37/44	64-80	(16)	22-66/27-56	.333/.482	4-19/10-21	.211/.476	16-25/16-29	.640/.552	49/38 +11	7/14	16/10	0/8	5/4	22/20
NORTH CAROLINA.....	31/38	43/37	74-75	(1)	28-74/31-59	.378/.525	9-31/ 6-16	.290/.375	9-11/ 7-12	.818/.583	36/43 (7)	12/12	7/17	3/5	8/2	15/16
Boston College.....	40/32	39/42	79-74	+5	27-56/26-60	.482/.433	9-18/ 6-19	.500/.316	16-21/16-24	.762/.667	37/32 +5	18/18	11/10	3/4	3/6	24/21
NC STATE.....	38/18	40/42	78-60	+18	28-59/19-46	.475/.413	5-17/ 9-22	.294/.409	17-27/13-18	.630/.722	31/35 (4)	11/10	9/25	1/5	16/3	17/19
Miami (Fla.).....	39/35	54/60	93-95	(2)	30-64/33-61	.469/.541	7-19/11-23	.368/.478	26-30/18-27	.867/.667	39/32 +7	10/21	7/6	1/6	2/3	23/23
Georgia Tech.....	38/42	38/32	76-74	+2	25-66/27-64	.379/.422	4-19/ 4-20	.211/.200	22-29/16-23	.759/.696	46/36 +10	13/17	14/13	1/7	8/5	26/19
DUKE.....	31/43	39/43	70-86	(16)	27-58/33-65	.466/.508	6-18/12-27	.333/.444	10-13/ 8-14	.769/.571	32/35 (3)	13/17	14/11	4/1	3/4	13/15

Note: Game totals are displayed in the format TEAM/OPPONENT for each category

The Automated ScoreBook  
 Virginia Game-by-Game Highs (as of Mar 05, 2008)  
 All games

Opponent	Date	Score	WL	POINTS	REBOUNDS	ASSISTS	STEALS	BLOCKED SHOTS
VERMONT	11/11/07	90-72	W	19-Sean Singleta Adrian Joseph	8-Mamadi Diane	6-Sean Singleta	4-Sean Singleta	2-Jamil Tucker
HOWARD	11/14/07	92-53	W	23-Sean Singleta	8-Calvin Baker	8-Sean Singleta	3-Jeff Jones	1-Jeff Jones Ryan Pettinel
at Arizona	11/17/07	75-72	W	24-Sean Singleta	6-Laurynas Mika	8-Sean Singleta	1-Adrian Joseph Laurynas Mika Ryan Pettinel Sean Singleta	3-Mamadi Diane
DREXEL	11/20/07	72-58	W	24-Sean Singleta	11-Adrian Joseph	5-Sean Singleta	2-Sean Singleta	1-Jeff Jones
at Penn	11/23/07	100-85	W	23-Adrian Joseph	13-Mike Scott	5-Calvin Baker	3-Sammy Zeglins Mike Scott	1-Laurynas Mika Adrian Joseph Mamadi Diane Ryan Pettinel
vs Seton Hall	11/24/07	60-74	L	23-Sean Singleta	16-Adrian Joseph	7-Sean Singleta	None	2-Mamadi Diane
NORTHWESTERN	11/27/07	94-52	W	22-Mamadi Diane	7-Mamadi Diane	10-Sean Singleta	3-Adrian Joseph	1-Sammy Zeglins Adrian Joseph Mamadi Diane
SYRACUSE	12/05/07	68-70	L	19-Adrian Joseph	13-Adrian Joseph	9-Sean Singleta	2-Calvin Baker Sean Singleta	1-Mike Scott Mamadi Diane
LONGWOOD	12/07/07	76-57	W	21-Sean Singleta	11-Mike Scott	8-Sean Singleta	1-Mike Scott Jeff Jones Will Harris Calvin Baker	1-Mamadi Diane Adrian Joseph
HAMPTON	12/19/07	79-65	W	19-Adrian Joseph	9-Jerome Meyins	4-Sean Singleta	2-Adrian Joseph	2-Jamil Tucker
ELON	12/22/07	91-61	W	20-Sean Singleta	9-Mike Scott	8-Sean Singleta	3-Sean Singleta	1-Mike Scott
HARTFORD	12/30/07	78-70	W	20-Mamadi Diane	12-Adrian Joseph	4-Sean Singleta Calvin Baker	3-Mamadi Diane	2-Mamadi Diane Adrian Joseph
at Xavier	01/03/08	70-108	L	14-Sean Singleta	6-Mike Scott	7-Sean Singleta	2-Calvin Baker	2-Mike Scott
at Duke	01/13/08	65-87	L	18-Sean Singleta	9-Adrian Joseph	4-Sean Singleta	1-Mike Scott Solomon Tat Calvin Baker	1-Jamil Tucker Mike Scott
VIRGINIA TECH	01/16/08	69-70	OL	34-Sean Singleta	10-Sean Singleta	3-Calvin Baker Sean Singleta	3-Sean Singleta	2-Jamil Tucker
BOSTON COLLEGE	01/19/08	84-66	W	20-Mamadi Diane	8-Ryan Pettinel	10-Sean Singleta	6-Sean Singleta	None
at Florida State	01/23/08	67-69	L	21-Mamadi Diane	8-Adrian Joseph	7-Sean Singleta	2-Calvin Baker	None
GEORGIA TECH	01/27/08	82-92	OL	16-Mamadi Diane Calvin Baker	9-Adrian Joseph Mike Scott	8-Sean Singleta	3-Sean Singleta	1-Mamadi Diane
at Maryland	1/30/08	75-85	L	23-Sean Singleta	12-Mike Scott	4-Mamadi Diane	2-Calvin Baker	None
at Virginia Tech	02/02/08	65-72	OL	26-Sean Singleta	8-Adrian Joseph	4-Calvin Baker	1-Calvin Baker Mike Scott Adrian Joseph Jeff Jones Sean Singleta	1-Mamadi Diane Adrian Joseph
CLEMSON	02/07/08	51-82	L	19-Adrian Joseph	7-Mike Scott	2-Jamil Tucker Sean Singleta	1-Solomon Tat Mamadi Diane Adrian Joseph	1-Mike Scott Adrian Joseph Calvin Baker
at Wake Forest	02/09/08	64-80	L	21-Sean Singleta	11-Ryan Pettinel	3-Sean Singleta	2-Sean Singleta	None
NORTH CAROLINA	02/12/08	74-75	L	27-Sean Singleta	7-Mamadi Diane	7-Sean Singleta	3-Sean Singleta	2-Calvin Baker
at Boston College	2-17-08	79-74	W	20-Mamadi Diane	12-Mike Scott	5-Calvin Baker	2-Mike Scott	1-Adrian Joseph Laurynas Mika Jeff Jones

The Automated ScoreBook  
 Virginia Game-by-Game Highs (as of Mar 05, 2008)  
 All games

Opponent	Date	Score	WL	POINTS	REBOUNDS	ASSISTS	STEALS	BLOCKED SHOTS
NC STATE	02/24/08	78-60	W	21-Sean Singleta	6-Calvin Baker	6-Sean Singleta	7-Sean Singleta	1-Mamadi Diane
at Miami (Fla.)	3/1/08	93-95	L	41-Sean Singleta	13-Laurynas Mika	3-Sean Singleta	1-Laurynas Mika Sean Singleta	1-Mamadi Diane
at Georgia Tech	3/3/08	76-74	W	17-Sean Singleta	7-Calvin Baker Laurynas Mika	6-Sean Singleta	4-Calvin Baker	1-Mamadi Diane
DUKE	03/05/08	70-86	L	18-Sean Singleta	8-Jamil Tucker	7-Sean Singleta	1-Jamil Tucker Mike Scott Mamadi Diane	3-Mike Scott

The Automated ScoreBook  
Virginia Team Game-by-Game (as of Mar 05, 2008)  
All games

TEAM STATISTICS

Opponent	Date	Score	W/L	---TOTAL---			--3-PTRS--			---REBOUNDS---							Pts---Avg			
				FG-FGA	Pct	3FG-FGA	Pct	FT-FTA	Pct	Off	Def	Tot	Avg	PF	A	TO	Blk	Stl	Pts	Avg
VERMONT	11/11/07	90-72	W	29-53	.547	9-19	.474	23-34	.676	12	34	46	46.0	19	14	18	4	5	90	90.0
HOWARD	11/14/07	92-53	W	37-75	.493	12-29	.414	6-13	.462	21	27	48	47.0	16	24	12	2	10	92	91.0
at Arizona	11/17/07	75-72	W	25-49	.510	12-21	.571	13-15	.867	7	20	27	40.3	20	14	18	3	4	75	85.7
DREXEL	11/20/07	72-58	W	23-60	.383	8-16	.500	18-22	.818	17	27	44	41.2	16	11	16	1	5	72	82.2
at Penn	11/23/07	100-85	W	34-72	.472	10-24	.417	22-30	.733	25	31	56	44.2	30	17	21	4	12	100	85.8
vs Seton Hall	11/24/07	60-74	L	20-61	.328	7-28	.250	13-18	.722	20	30	50	45.2	21	12	16	4	0	60	81.5
NORTHWESTERN	11/27/07	94-52	W	32-62	.516	16-32	.500	14-16	.875	10	33	43	44.9	18	20	13	3	8	94	83.3
SYRACUSE	12/05/07	68-70	L	26-64	.406	11-32	.344	5-11	.455	13	23	36	43.8	15	13	13	2	6	68	81.4
LONGWOOD	12/07/07	76-57	W	25-56	.446	9-23	.391	17-25	.680	13	36	49	44.3	18	17	21	2	4	76	80.8
HAMPTON	12/19/07	79-65	W	25-56	.446	9-22	.409	20-25	.800	14	28	42	44.1	23	16	21	2	3	79	80.6
ELON	12/22/07	91-61	W	32-64	.500	7-24	.292	20-27	.741	12	26	38	43.5	15	20	9	1	8	91	81.5
HARTFORD	12/30/07	78-70	W	24-54	.444	10-23	.435	20-33	.606	15	36	51	44.2	20	13	19	5	8	78	81.2
at Xavier	01/03/08	70-108	L	22-58	.379	6-18	.333	20-29	.690	15	15	30	43.1	22	14	12	3	6	70	80.4
at Duke	01/13/08	65-87	L	25-59	.424	4-14	.286	11-16	.688	12	22	34	42.4	17	9	18	2	3	65	79.3
VIRGINIA TECH	01/16/08	69-70	Lot	24-63	.381	9-25	.360	12-18	.667	9	30	39	42.2	20	9	14	2	6	69	78.6
BOSTON COLLEGE	01/19/08	84-66	W	29-67	.433	9-26	.346	17-21	.810	13	30	43	42.2	19	15	6	0	9	84	78.9
at Florida State	01/23/08	67-69	L	25-60	.417	10-29	.345	7-10	.700	14	19	33	41.7	22	11	15	0	8	67	78.2
GEORGIA TECH	01/27/08	82-92	Lot	29-78	.372	12-36	.333	12-20	.600	18	30	48	42.1	26	14	12	1	4	82	78.4
at Maryland	1/30/08	75-85	L	28-61	.459	6-21	.286	13-16	.813	12	19	31	41.5	23	11	11	0	4	75	78.3
at Virginia Tech	02/02/08	65-72	Lot	19-53	.358	8-21	.381	19-29	.655	9	24	33	41.0	30	9	15	2	5	65	77.6
CLEMSON	02/07/08	51-82	L	19-49	.388	4-14	.286	9-15	.600	7	20	27	40.4	12	7	18	3	3	51	76.3
at Wake Forest	02/09/08	64-80	L	22-66	.333	4-19	.211	16-25	.640	20	29	49	40.8	22	7	16	0	5	64	75.8
NORTH CAROLINA	02/12/08	74-75	L	28-74	.378	9-31	.290	9-11	.818	15	21	36	40.6	15	12	7	3	8	74	75.7
at Boston College	2-17-08	79-74	W	27-56	.482	9-18	.500	16-21	.762	8	29	37	40.4	24	18	11	3	3	79	75.8
NC STATE	02/24/08	78-60	W	28-59	.475	5-17	.294	17-27	.630	8	23	31	40.0	17	11	9	1	16	78	75.9
at Miami (Fla.)	3/1/08	93-95	L	30-64	.469	7-19	.368	26-30	.867	14	25	39	40.0	23	10	7	1	2	93	76.6
at Georgia Tech	3/3/08	76-74	W	25-66	.379	4-19	.211	22-29	.759	20	26	46	40.2	26	13	14	1	8	76	76.6
DUKE	03/05/08	70-86	L	27-58	.466	6-18	.333	10-13	.769	8	24	32	39.9	13	13	14	4	3	70	76.3
Virginia		2137		739-1717	.430	232-638	.364	427-599	.713	381	737	1118	39.9	562	374	396	59	166	2137	76.3
Opponents		2064		731-1658	.441	232-642	.361	370-567	.653	289	666	955	34.1	529	417	384	102	161	2064	73.7

Games played: 28  
Points/game: 76.3  
FG Pct: 43.0  
3FG Pct: 36.4  
FT Pct: 71.3

Rebounds/game: 39.9  
Assists/game: 13.4  
Turnovers/game: 14.1  
Assist/turnover ratio: 0.9  
Steals/game: 5.9  
Blocks/game: 2.1

The Automated ScoreBook  
 Virginia Overall Team Statistics (as of Mar 05, 2008)  
 All games

TEAM STATISTICS	VA	OPP		
-----				
SCORING.....	2137	2064		
Points per game.....	76.3	73.7		
Scoring margin.....	+2.6	-		
FIELD GOALS-ATT.....	739-1717	731-1658		
Field goal pct.....	.430	.441		
3 POINT FG-ATT.....	232-638	232-642		
3-point FG pct.....	.364	.361		
3-pt FG made per game..	8.3	8.3		
FREE THROWS-ATT.....	427-599	370-567		
Free throw pct.....	.713	.653		
REBOUNDS.....	1118	955		
Rebounds per game.....	39.9	34.1		
Rebounding margin.....	+5.8	-		
ASSISTS.....	374	417		
Assists per game.....	13.4	14.9		
TURNOVERS.....	396	384		
Turnovers per game.....	14.1	13.7		
Turnover margin.....	-0.4	-		
Assist/turnover ratio..	0.9	1.1		
STEALS.....	166	161		
Steals per game.....	5.9	5.8		
BLOCKS.....	59	102		
Blocks per game.....	2.1	3.6		
WINNING STREAK.....	0	-		
Home win streak.....	0	-		
ATTENDANCE.....	203604	109623		
Home games-Avg/Game....	16-12725	11-9614		
Neutral site-Avg/Game..	-	1-3871		
SCORE BY PERIODS:	1st	2nd	OT	Total
-----	----	----	----	----
Virginia.....	1019	1095	23	- 2137
Opponents.....	957	1066	41	- 2064

**The Automated ScoreBook**  
**Virginia Season Box Score (as of Mar 05, 2008)**  
**All games**

<b>RECORD:</b>	<b>OVERALL</b>	<b>HOME</b>	<b>AWAY</b>	<b>NEUTRAL</b>
<b>ALL GAMES.....</b>	<b>(14-14)</b>	<b>(10-6)</b>	<b>(4-7)</b>	<b>(0-1)</b>
<b>CONFERENCE.....</b>	<b>(4-11)</b>	<b>(2-5)</b>	<b>(2-6)</b>	<b>(0-0)</b>
<b>NON-CONFERENCE.....</b>	<b>(10-3)</b>	<b>(8-1)</b>	<b>(2-1)</b>	<b>(0-1)</b>

## Player	GP-GS	Min--Avg	---TOTAL---		---3-PTS---		FT-FTA	Pct	----REBOUNDS----				PF	FO	A	TO	Blk	Stl	Pts	Avg
			FG-FGA	Pct	3FG-FGA	Pct			Off	Def	Tot	Avg								
44 Sean Singletary....	28-28	952 34.0	171-404	.423	50-137	.365	157-185	.849	24	83	107	3.8	77	1	163	110	0	51	549	19.6
Conference-Only..	15-15	536 35.7	105-236	.445	26-76	.342	81-94	.862	10	43	53	3.5	45	1	75	48	0	31	317	21.1
24 Mamadi Diane.....	28-21	810 28.9	106-251	.422	51-123	.415	57-86	.663	46	75	121	4.3	63	0	31	48	17	16	320	11.4
Conference-Only..	15-8	460 30.7	56-150	.373	23-68	.338	37-57	.649	33	38	71	4.7	36	0	14	27	6	7	172	11.5
30 Adrian Joseph.....	28-28	735 26.3	104-254	.409	50-142	.352	30-38	.789	47	129	176	6.3	37	0	27	39	11	19	288	10.3
Conference-Only..	15-15	392 26.1	46-121	.380	18-63	.286	14-17	.824	19	57	76	5.1	19	0	12	16	4	7	124	8.3
04 Calvin Baker.....	28-8	719 25.7	95-219	.434	40-98	.408	33-49	.673	15	59	74	2.6	55	0	68	48	3	25	263	9.4
Conference-Only..	15-8	420 28.0	51-126	.405	19-51	.373	22-30	.733	8	33	41	2.7	30	0	33	27	3	18	143	9.5
11 Laurynas Mikalauska	15-1	248 16.5	40-61	.656	0-0	.000	25-40	.625	29	28	57	3.8	35	2	6	8	2	5	105	7.0
Conference-Only..	6-0	107 17.8	24-36	.667	0-0	.000	12-18	.667	18	13	31	5.2	16	2	3	7	1	3	60	10.0
32 Mike Scott.....	27-17	492 18.2	54-121	.446	2-5	.400	49-68	.721	61	91	152	5.6	57	1	10	20	9	18	159	5.9
Conference-Only..	15-13	296 19.7	28-71	.394	1-3	.333	20-32	.625	29	48	77	5.1	36	1	6	15	5	8	77	5.1
12 Jamil Tucker.....	26-2	370 14.2	43-100	.430	24-63	.381	15-18	.833	16	61	77	3.0	51	0	15	17	9	5	125	4.8
Conference-Only..	15-2	230 15.3	27-67	.403	16-42	.381	8-11	.727	13	39	52	3.5	25	0	10	10	3	4	78	5.2
01 Jeff Jones.....	28-20	400 14.3	40-118	.339	7-34	.206	28-39	.718	12	39	51	1.8	40	0	17	36	4	9	115	4.1
Conference-Only..	15-7	183 12.2	12-50	.240	2-14	.143	10-14	.714	6	14	20	1.3	20	0	8	15	1	4	36	2.4
45 Solomon Tat.....	11-0	89 8.1	10-19	.526	0-2	.000	11-15	.733	3	12	15	1.4	5	0	5	6	0	3	31	2.8
Conference-Only..	9-0	68 7.6	7-15	.467	0-2	.000	5-6	.833	1	12	13	1.4	4	0	3	4	0	3	19	2.1
43 Will Harris.....	15-0	135 9.0	14-35	.400	4-9	.444	9-15	.600	14	24	38	2.5	12	0	3	12	0	3	41	2.7
Conference-Only..	3-0	14 4.7	1-3	.333	0-1	.000	1-2	.500	0	1	1	0.3	2	0	1	2	0	0	3	1.0
34 Ryan Pettinella....	25-15	345 13.8	27-47	.574	0-0	.000	6-25	.240	34	38	72	2.9	72	2	5	19	2	3	60	2.4
Conference-Only..	15-7	250 16.7	20-34	.588	0-0	.000	5-15	.333	18	29	47	3.1	52	2	3	13	0	1	45	3.0
55 Jerome Meyinsse....	22-0	171 7.8	21-30	.700	0-0	.000	4-10	.400	16	27	43	2.0	35	0	2	7	1	3	46	2.1
Conference-Only..	12-0	74 6.2	7-11	.636	0-0	.000	0-2	.000	5	11	16	1.3	21	0	0	0	0	1	14	1.2
22 Will Sherrill.....	7-0	12 1.7	3-3	1.000	1-1	1.000	0-0	.000	1	2	3	0.4	3	0	1	0	0	1	7	1.0
Conference-Only..	1-0	1 1.0	0-0	.000	0-0	.000	0-0	.000	0	0	0	0.0	0	0	0	0	0	0	0	0.0
02 Mustapha Farrakhan.	17-0	107 6.3	7-37	.189	2-16	.125	1-5	.200	4	11	15	0.9	7	0	4	11	0	2	17	1.0
Conference-Only..	6-0	43 7.2	1-13	.077	1-7	.143	1-3	.333	2	4	6	1.0	3	0	1	3	0	0	4	0.7
13 Sammy Zeglinski....	8-0	62 7.8	3-12	.250	1-7	.143	0-2	.000	3	6	9	1.1	8	0	15	9	1	3	7	0.9
Conference-Only..	0-0	0 0.0	0-0	.000	0-0	.000	0-0	.000	0	0	0	0.0	0	0	0	0	0	0	0	0.0
21 Tunji Soroye.....	2-0	8 4.0	0-1	.000	0-0	.000	1-2	.500	2	1	3	1.5	2	0	0	2	0	0	1	0.5
Conference-Only..	0-0	0 0.0	0-0	.000	0-0	.000	0-0	.000	0	0	0	0.0	0	0	0	0	0	0	0	0.0
31 Andy Burns.....	8-0	20 2.5	1-5	.200	0-1	.000	1-2	.500	2	2	4	0.5	3	0	2	2	0	0	3	0.4
Conference-Only..	1-0	1 1.0	0-0	.000	0-0	.000	0-0	.000	0	0	0	0.0	0	0	0	0	0	0	0	0.0
TEAM.....									52	49	101	3.6	0			2				
Conference-Only..									25	29	54	3.6	0			0				
Total.....	28	5675	739-1717	.430	232-638	.364	427-599	.713	381	737	1118	39.9	562	6	374	396	59	166	2137	76.3
Conference-Only..	15	3075	385-933	.413	106-327	.324	216-301	.718	187	371	558	37.2	309	6	169	187	23	87	1092	72.8
Opponents.....	28	5675	731-1658	.441	232-642	.361	370-567	.653	289	666	955	34.1	529	-	417	384	102	161	2064	73.7
Conference-Only..	15	3075	415-893	.465	128-340	.376	209-329	.635	166	390	556	37.1	275	5	231	194	73	72	1167	77.8

<b>SCORE BY PERIODS:</b>	<b>1st</b>	<b>2nd</b>	<b>OT</b>	<b>Total</b>
-----	-----	-----	-----	-----
Virginia.....	1019	1095	23	- 2137
Opponents.....	957	1066	41	- 2064

<b>DEADBALL REBOUNDS:</b>	<b>OFF</b>	<b>DEF</b>	<b>TOTAL</b>
-----	-----	-----	-----
Virginia.....	87	11	98
Opponents.....	88	15	103