

VIRGINIA

2007-08 Men's Basketball



VIRGINIA at MARYLAND

COMCAST CENTER • College Park, Md.

Jan. 30, 2007



TV: ESPN (HD)

• Mike Patrick (play-by-play), Len Elmore (analysis), Stacey Dales (sideline)

Radio: Virginia Sports Network (originating at the Charlottesville Radio Group and WINA-AM/WWWV-FM and available online through V-Pass at www.virginiasports.com)

• Mac McDonald (play-by-play), Jim Hobgood (analysis)

TONIGHT'S GAME:

- The Cavaliers look to win their second ACC game of the season as they visit Maryland
- Virginia is looking to snap a five game ACC road losing streak
- The Cavaliers' last ACC road win was a 69-65 win at Comcast Center last season

ABOUT THE CAVALIERS (11-7, 1-4 ACC):

- The Cavaliers are 11-7 after a 92-82 overtime loss to Georgia Tech on Sunday
- Two of Virginia's last three ACC losses have been in overtime and the other was by two points in regulation

ABOUT THE TERRAPINS (12-8, 2-3 ACC):

- Maryland is coming off a 93-84 loss to Duke on Sunday night
- The Terps are 10-4 this season at Comcast Center

SERIES VS. MARYLAND:

- Maryland leads the all-time series 101-66 (Maryland leads 57-21 in College Park)
- The Cavaliers won both meetings against the Terps last season, winning 103-91 at John Paul Jones Arena and 69-65 at Comcast Center
- Virginia is 2-3 at Comcast Center after losing its last nine games at Cole Field House
- With a Cavalier win tonight, UVa would join Duke as the only opposing teams to win three times at Comcast Center

SCHEDULE/RESULTS

N4	CARSON-NEWMAN (EX)	W 124-65
N11	VERMONT [ACC Select]	W 90-72
N14	HOWARD [ACC Select]	W 92-53
N17	at #17 Arizona [FSN]	W 75-72
N20	DREXEL [CN8]	W 72-58
N23	at Penn % [CN8]	W 100-85
N24	vs. Seton Hall % [CN8]	L 60-74
N27	NORTHWESTERN ^ [ESPNU]	W 94-52
D5	SYRACUSE [ESPN2]	L 68-70
D7	LONGWOOD [ACC Select]	W 76-57
D19	HAMPTON [ACC Select]	W 79-65
D22	ELON [CSN]	W 91-61
D30	HARTFORD [ACC Select]	W 78-70
J3	at Xavier [CSTV]	L 70-108
J13	at #9 Duke * [FSN]	L 65-87
J16	VIRGINIA TECH * [ESPNU]	L 69-70 (ot)
J19	BOSTON COLLEGE * [Raycom^(split)]	W 84-66
J23	at Florida State * [ACC Select]	L 67-69
J27	GEORGIA TECH * [FSN]	L 82-92 (ot)
J30	at Maryland * [ESPN]	7 p.m.
F2	at Virginia Tech * [Raycom]	1 p.m.
F7	CLEMSON * [ESPN2]	7 p.m.
F9	at Wake Forest * [ABC]	3:30 p.m.
F12	NORTH CAROLINA * [ESPN2/Raycom]	8 p.m.
F17	at Boston College * [Raycom ^(split)]	1 p.m.
F21	at Georgia Tech * [RSN]	7 p.m.
F24	NC STATE * [FSN]	4:30 p.m.
M1	at Miami * [Raycom ^(split)]	2 p.m.
M5	DUKE * [ESPN]	7 p.m.
M9	MARYLAND * [FSN]	7:30 p.m.
M13-16	at ACC Tournament (Charlotte, N.C.)	

* ACC Game
 ^ Big Ten/ACC Challenge
 % Philly Hoop Group Classic (The Palestra, Philadelphia)

All Times Eastern

Rankings are Associated Press at time of the game

TV Abbreviations

CN8 Channel available on select Comcast cable systems
 CSN Comcast SportsNet - Mid Atlantic
 FSN Fox Sports Net
 RSN Regional Sports Networks

** All Raycom Games are also online at accselect.com

PROBABLE STARTERS/RESERVES

No.	Pos.	Yr.	Player	PPG	RPG	APG	Notable
4	G	So.	Calvin Baker	9.8	2.5	2.5	Tied UVa career-high with 16 points vs. Ga Tech
24	G/F	Jr.	Mamadi Diane	12.4	4.6	1.2	Season high 22 points vs. Northwestern
30	F	Sr.	Adrian Joseph	12.5	7.7	1.1	Five double-doubles this season
32	F	Fr.	Mike Scott	6.1	5.8	0.2	Had career-high 15 pts vs. Hampton in 1st start
44	G	Sr.	Sean Singletary	18.1	4.1	6.7	Leads ACC, 6th nationally in assists (6.7 app)
11	F	Jr.	Laurynas Mikalauskas	5.0	2.9	0.3	Shooting 64.0% (16-25) from the floor
1	G	Fr.	Jeff Jones	4.6	1.9	0.6	15 pts (5-7 3FG) at Arizona
12	F	So.	Jamil Tucker	4.5	2.8	0.6	Scored career-high 13 points vs. Ga Tech
43	F/G	So.	Will Harris	2.7	2.7	0.1	8 rebounds vs. Longwood tied career-high
55	F/C	So.	Jerome Meynsse	2.5	2.4	0.1	Career high 12 pts (5-5 FG) vs. Elon
34	F/C	Sr.	Ryan Pettinella	2.5	2.8	0.1	Season high 9 points at Duke
45	G/F	So.	Solomon Tat	2.0	0.7	0.3	Career-high 12 points (3-4 FG) at Xavier
2	G	Fr.	Mustapha Farrakhan	1.2	0.8	0.3	Scored 4 points vs. Howard
21	C	Sr.	Tunji Soroye	0.5	1.5	0.0	Has missed all but two games due to injuries
22	F	Fr.	Will Sherrill	1.2	0.5	0.2	Scored career-high 3 pts. vs. Longwood
31	F	So.	Andy Burns	0.4	0.6	0.3	Had 2 rebounds against Vermont
13	G	Fr.	Sammy Zeglinski	0.9	1.1	1.9	Out for season with ankle injury

MEDIA INFORMATION**Men's Basketball Contact Information**

Virginia Athletics Media Relations
154 John Paul Jones Arena
PO Box 400853
Charlottesville, VA 22904

Office: (434) 982-5500
Fax: (434) 982-5525

Rich Murray

Associate AD for Public Relations
(Primary Men's Basketball Contact)

Office: (434) 982-5530
Home: (434) 978-2966
Email: rmurray@virginia.edu

Steve Kirkland

Assistant Media Relations Director
(Secondary Men's Basketball Contact)

Office: (434) 982-5535
Cell: (434) 825-5241
Email: skirkland@virginia.edu

LAST TIME OUT:

- Virginia suffered a 92-82 overtime loss to Georgia Tech on Sunday
- The Cavaliers had five players score in double figures for the first time this season
- Virginia fell to 0-2 in overtime games this season

REBOUNDING SUCCESS COMES FROM MANY SOURCES:

- The Cavaliers' strong performance on the boards this season has been a team effort
- In Virginia's first 18 games this year, eight different players (Mamadi Diane, Calvin Baker, Laurynas Mikalauskas, Adrian Joseph, Mike Scott, Jerome Meyinsse, Sean Singletary, and Ryan Pettinella) have led the team in rebounding in a game

STRONG OFF THE BENCH:

- Virginia is averaging 23.7 points and 15.4 rebounds per game off the bench this season
- The Cavaliers have had 11 double figure scoring and two double figure rebounding performances off the bench this season

SINGLETARY IN SELECT COMPANY IN ACC HISTORY:

- Against Georgia Tech on Jan. 27, Sean Singletary recorded the 500th assist of his career
- By reaching the mark, he became just the fifth player in ACC history to have 1,500 points, 500 assists, and 400 rebounds in a career
- He joins Johnny Dawkins and Danny Ferry of Duke and Brian Oliver and Tony Akins of Georgia Tech as the only ACC players to reach all three milestones

SINGLETARY ENTERS TOP TEN:

- Sean Singletary entered the top 10 of Virginia's career scoring list during the Virginia Tech game on Jan. 16, moving past former backcourt mate, J.R. Reynolds
- Singletary enters tonight's game in 10th place on the list with 1,751 career points
- Singletary started the season tied for 18th on UVA's career scoring list

SINGLETARY NAMED TO WOODEN MIDSEASON LIST:

- Sean Singletary was one of 30 players named to the midseason list for the John R. Wooden Award
- Singletary is one of five ACC players named to the list

DOUBLE FIGURE STREAK FOR SINGLETARY:

- Sean Singletary enters tonight's game having scored in double figures in his last 40 games
- It is the longest active streak in the ACC

DOUBLE-DOUBLES FOR SINGLETARY:

- Sean Singletary has had a double-double in two ACC games this season
- He followed his 34 point-10 rebound effort vs. Virginia Tech with 19 points and 10 assists vs. Boston College
- Singletary is the only player in the ACC to have both a points-rebounds and a points-assists double-double this season
- Of his four career double-doubles, two have been points-rebounds and two have been points-assists

SINGLETARY LEADS VIRGINIA PAST BOSTON COLLEGE:

- Sean Singletary had his third double-double of the season with 19 points and 10 assists vs. BC on Jan. 19
- The 10 assists tied his career high
- Singletary also tied his career high with six steals

SINGLETARY SHINES AGAINST VIRGINIA TECH:

- Sean Singletary had a double-double with 34 points and 10 rebounds vs. Virginia Tech on Jan. 16
- The 34 points is Singletary's season high and his career-high against an ACC opponent
- His 34 points are the second most in a game this season by an ACC player (UNC's Wayne Ellington scored 36 at Clemson)
- He scored 49.3 percent (34 of 69) of Virginia's points in the game, the highest percentage for a Cavalier since Singletary scored 35 of 69 UVA points (50.7 percent) at Gonzaga on Dec. 17, 2005
- It marked the fourth 30-point game of his career
- His 12 made field goals are a career high
- His 10 rebounds tied a career high

SINGLETARY CONTRIBUTES IN DIFFERENT WAYS:

- Sean Singletary is the only player in the ACC this season to have a 30-point scoring game, a 10-rebound game and a 10-assist game
- He is the only player in Virginia history to accomplish all three marks in the same season
- Singletary and Donald Hand are the only Cavaliers in history to accomplish all three marks in a career (Hand had his 10-rebound game and 10-assist game in different seasons)

CAVALIERS RECORD HISTORIC BIG TEN/ACC CHALLENGE WIN:

- Virginia's 94-52 win over Northwestern helped the ACC win its ninth consecutive Big Ten/ACC Challenge, 8-3
- The Cavaliers' 42-point victory over the Wildcats is the biggest margin of victory in the history of the event
- In the game, the Cavaliers made 16 three-point field goals

SINGLETARY ASSISTS IN WIN OVER NORTHWESTERN:

- Sean Singletary had a double-double with 14 points and a career-high 10 assists vs. Northwestern
- He became the first Cavalier with a double digit assist game since J.R. Reynolds had 12 assists vs. Virginia Tech in 2006

JOSEPH HAS CAREER REBOUNDING HIGH AGAINST SETON HALL:

- Against Seton Hall, Adrian Joseph had a career-high 16 rebounds
- Joseph has had six double-digit rebounds games this season

SCOTT ON THE BOARDS AGAINST PENN:

- Against Penn, first-year Mike Scott had 13 rebounds
- It was the most rebounds by a Cavalier freshman since Travis Watson had 15 rebounds against NC State (Jan. 12, 2000)

SINGLETARY NAMED ACC PLAYER OF THE WEEK:

- Senior guard Sean Singletary was named ACC Player of the Week on Nov. 19 after leading Virginia to wins over Howard and at Arizona
- Singletary had 23 points and eight assists against the Bison and followed with 24 points and eight assists in the upset of the No. 17 Wildcats
- It is the fourth ACC Player of the Week honor of Singletary's career

SPREADING THE WEALTH:

- Against Howard, 13 different Cavaliers scored
- It was the most different players to score in a game for UVa since 14 different players scored in a 93-47 win over Winthrop on December 1, 1990

JOSEPH SHINES AGAINST VERMONT:

- Adrian Joseph led Virginia with 19 points in the season-opening win over Vermont
- He tied career-highs with five 3-point field goals and three assists in the contest
- His 19 points were his most since scoring 19 against Clemson during the 2005-06 season

ABOUT THE SCHEDULE:

- The Cavaliers will play 29 regular season games, including 17 games at home at John Paul Jones Arena
- Of those 29 games, 14 will come against 2007 NCAA Tournament teams
- Additionally, six games will be against teams that were in the 2007 NIT
- 23 games this season will be televised, including 15 of 16 ACC contests

HEAD COACH DAVE LEITAO:

- 2007 ACC Coach of the Year
- First Virginia coach to win the honor since Terry Holland in 1982
- 47-33 record in three seasons at Virginia, including a 19-18 mark in the ACC
- First Virginia coach to have a winning ACC record over first two seasons as coach
- Overall record of 127-102 in eight seasons as a head coach

LEITAO HONORED BY DICK VITALE:

- ESPN's Dick Vitale named Dave Leitao his national coach of the week on Nov. 19
- Leitao led Virginia to a 75-72 win at No. 17 Arizona that week

IN THE POLLS

ASSOCIATED PRESS (1/28)

1.	Memphis	19-0
2.	Kansas	20-0
3.	Duke	17-1
4.	North Carolina	19-1
5.	UCLA	18-2
6.	Georgetown	15-2
7.	Tennessee	17-2
8.	Michigan State	18-2
9.	Washington State	17-2
10.	Texas	16-3
11.	Indiana	17-2
12.	Butler	19-2
13.	Wisconsin	16-3
14.	Stanford	17-4
15.	Xavier	17-4
16.	Drake	18-1
17.	Marquette	14-4
18.	Pittsburgh	16-4
19.	Vanderbilt	17-3
20.	Florida	18-3
21.	Saint Mary's	17-2
22.	Kansas State	14-4
23.	Texas A&M	16-4
24.	Mississippi	15-3
25.	Baylor	16-3

Others Receiving Votes:

Mississippi State, Connecticut, **Arizona**, Dayton, Notre Dame, USC, West Virginia, Louisville, Purdue, Oklahoma, Villanova, South Alabama, **Clemson**, Rhode Island, Gonzaga, Arizona State, Houston, **Miami (Fla)**, UNLV, Saint Joseph's, VCU.

ESPN/USA Today (1/28)

1.	Memphis	19-0
2.	Kansas	20-0
3.	Duke	17-1
4.	North Carolina	19-1
5.	UCLA	18-2
6.	Georgetown	16-2
7.	Michigan State	18-2
8.	Tennessee	17-2
9.	Washington State	17-2
10.	Texas	16-3
11.	Indiana	17-2
12.	Butler	19-2
13.	Wisconsin	16-3
14.	Stanford	16-3
15.	Xavier	17-4
16.	Marquette	14-4
17.	Drake	18-1
18.	Vanderbilt	17-3
19.	Florida	18-3
20.	Saint Mary's	17-2
21.	Pittsburgh	16-4
22.	Mississippi	15-3
23.	Texas A&M	16-4
24.	Kansas State	14-4
25.	Mississippi State	14-5

Others Receiving Votes:

Arizona, Connecticut, Notre Dame, Baylor, Rhode Island, USC, Villanova, West Virginia, Louisville, Gonzaga, Purdue, **Miami (Fla)**, South Alabama, UNLV, Arizona State, Davidson, **Clemson**, Kent State, Dayton, BYU, Houston.

VIRGINIA IN THE ACC STATS (1/28)

TEAM STATISTICS

Scoring Offense:	78.4	4th
Scoring Defense:	71.2	10th
Scoring Margin:	+7.3	5th
Field Goal %:	.437	10th
Field Goal % Def.:	.421	8th
Free Throw %:	.705	6th
3FG %:	.385	3rd
3FG Made/Game:	9.44	1st
3FG % Defense:	.342	9th
Offensive Rebounds:	14.44	3rd
Defensive Rebounds:	27.61	2nd
Rebounding Margin:	+8.9	2nd
Assists:	14.61	7th
Assist/Turnover:	0.96	8th
Turnover Margin:	-0.94	9th
Steals:	6.06	9th
Blocked Shots:	2.28	12th

INDIVIDUAL STATISTICS

Sean Singletary		
- Scoring	18.1	3rd
- Assists	6.67	1st
- Free Throw %	.838	6th
- Steals	1.83	9th
- Minutes played	33.61	8th
Adrian Joseph		
- Scoring	12.5	22nd
- Rebounding	7.7	8th
- 3FG Made	2.28	T-5th
- Defensive Rebs.	5.50	4th
Mamadi Diane		
- Scoring	12.4	23rd
- 3FG Made	2.28	T-5th
- Minutes Played	29.61	21st
Mike Scott		
- Rebounding	5.8	19th

VIRGINIA IN THE NCAA STATS (1/28)

TEAM STATISTICS

Scoring Offense:	78.4	39th
3FG Made/Game:	9.4	10th
Rebounding Margin:	+8.9	8th
Sean Singletary		
- Scoring	18.1	73rd
- Assists	6.7	6th
- Free Throw %	.838	70th

CAVALIERS FIFTH IN PRESEASON ACC POLL:

- UVa was fifth in the preseason ACC poll, voted on by media members at Operation Basketball in October
- It is the highest the Cavaliers have been in the poll since they were picked fifth in 2002-03

SEAN SINGLETARY RECEIVES PRESEASON ACCOLADES:

- First-team Collegehoops.net preseason All-American
- Third-team CBSsportsline.com preseason All-American
- CollegenInsider.com preseason All-American
- Top 50 preseason candidate for the John R. Wooden Award
- Preseason Watch List for the Naismith Trophy presented by AT&T
- Bob Cousy Award presented by The Hartford (nation's top point guard) preseason list
- One of 30 candidates for the Lowe's Senior CLASS Award
- Preseason All-ACC
- No. 4 on Luke Winn's Top 15 Seniors on SI.com

STAFF CHANGES FOR 2007-08:

- Drew Diener, UVa's Director of Basketball Operations the last two years, was named Assistant Coach in Sept.
- Replacing Diener as Director of Basketball Operations is Rick Brunson. A former standout at Temple, Brunson played nine seasons in the NBA

SINGLETARY, JOSEPH ARE VIRGINIA'S CAPTAINS:

- Seniors Sean Singletary and Adrian Joseph are co-captains for the 2007-08 season
- Singletary is a captain for the third consecutive year while Joseph is a captain for the first time
- Singletary joins Donald Hand (a captain from 98-99 through 00-01) as the only three-year captains in Virginia history

AT HOME AT JOHN PAUL JONES ARENA:

- Virginia has an all-time record of 25-4 at John Paul Jones Arena
- UVa has a 9-3 home record this season
- The Cavaliers posted a 16-1 home record last year in the first season in John Paul Jones Arena
- Virginia was the only ACC team to go undefeated at home in conference play last year (8-0)
- The Cavaliers averaged 13,521 fans per game last year in the debut season at JPJA

BASKETBALL SEATING FIGURE FOR JPJA CHANGES:

- After completing the first year in the John Paul Jones Arena, the Virginia athletics department has made an adjustment to the arena's seating figure for basketball. During the 2006-07 season, several seating areas were altered to accommodate needs within the arena. This led to an overall reduction of seats. These accommodations include seats converted to accessible seating and press tables for the media area. Additional seats have been removed from the usable inventory in an effort to improve sightlines and comfort. As a result of the changes, the arena's seating for men's basketball is now 14,593.

VIRGINIA SIGNS THREE TO NATIONAL LETTERS OF INTENT:

- Head Coach Dave Leitao announced on Nov. 19 that three players have signed national letters of intent to join the Cavalier program in 2008-09
- 6-11 center John Brandenburg (Des Peres, Mo.), who averaged 8.2 points, 7.9 rebounds and 2.4 blocks per game last season as a junior at De Smet Jesuit H.S. in St. Louis
- 6-6 guard Sylvan Landesberg (Flushing, N.Y.), who averaged 25.7 points, 10.5 rebounds and 3.6 assists per game last season as a junior at Holy Cross High School and was named the Catholic High School Athletic Association Player of the Year
- 7-0 center Assane Sene (Senegal), who is in his first season of basketball in the United States at South Kent Preparatory School in South Kent, Conn.

UP NEXT:

- Virginia concludes its two-game road trip Saturday afternoon at Virginia Tech
- Game time is 1 p.m. and the game will be televised by Raycom
- In the first meeting between the teams this season, the Hokies won 70-69 in overtime at John Paul Jones Arena on Deron Washington's layup at the buzzer

2007-08 VIRGINIA MEN'S BASKETBALL ROSTER

NO.	NAME	POS.	HT.	WT.	CLASS	HOMETOWN/HIGH SCHOOL (Previous School)
1	Jeff Jones	G	6-4	193	Fr.	Chester, Pa./Monsignor Bonner
2	Mustapha Farrakhan	G	6-4	175	Fr.	Harvey, Ill./Thornton Township
4	Calvin Baker	G	6-2	186	So.	Newport News, Va./Woodside (William & Mary)
11	Laurynas Mikalauskas	F	6-8	246	Jr.	Palanga, Lithuania/Blue Ridge School
12	Jamil Tucker	F	6-8	241	So.	Gary, Ind./West Side
13	Sammy Zeglinski	G	6-0	175	Fr.	Philadelphia, Pa./The William Penn Charter School
21	Tunji Soroye	C	6-11	252	Sr.	Dugbe Ibadan, Nigeria/Montrose Christian School
22	Will Sherrill	F	6-9	215	Fr.	New York, N.Y./Phillips Academy Andover
24	Mamadi Diane	G/F	6-5	201	Jr.	Potomac, Md./DeMatha Catholic
30	Adrian Joseph*	F	6-7	201	Sr.	San Fernando, Trinidad/Brewster Academy
31	Andy Burns	F	6-8	212	So.	Alexandria, Va./Bishop Ireton
32	Mike Scott	F	6-8	233	Fr.	Chesapeake, Va./Hargrave Military Academy
34	Ryan Pettinella	F/C	6-9	249	Sr.	Webster, N.Y./McQuaid Jesuit (Penn)
43	Will Harris	F/G	6-6	245	So.	Corona, N.Y./Brewster Academy
44	Sean Singletary*	G	6-0	185	Sr.	Philadelphia, Pa./The William Penn Charter School
45	Solomon Tat	G/F	6-5	223	So.	Jos Plateau, Nigeria/Community Christian School
55	Jerome Meyinsse	F/C	6-8	245	So.	Baton Rouge, La./McKinley

* Co-Captain

HEAD COACH:

Dave Leitao

ASSISTANT COACHES:

Bill Courtney

Drew Diener

Steve Seymour

DIRECTOR OF BASKETBALL OPERATIONS:

Rick Brunson

STRENGTH & CONDITIONING COACH:

Shaun Brown

ASSISTANT DIR. OF OPERATIONS/VIDEO:

Oliver Winterbone

ATHLETIC TRAINER:

Ethan Saliba

PRONUNCIATION GUIDE

Mamadi Diane

Mom-uh-dee Dee-on-ee

Mustapha Farrakhan

Moo-sta-fa Fair-uh-con

Dave Leitao

Lay-toe

Jerome Meyinsse

Me-yin-see

Laurynas Mikalauskas

La-ree-nus Mick-a-laus-cuss

Ryan Pettinella

Pet-in-ella

Tunji Soroye

Ton-jee Suh-roy-yay

Jamil Tucker

Ja-mill

Sammy Zeglinski

Zuh-glin-ski

CAVALIER CAREER RECORD BOOK

POINTS

1.	Bryant Stith (1989-92)	2,516
2.	Jeff Lamp (1978-81)	2,317
3.	Buzzy Wilkinson (1953-55)	2,233
4.	Ralph Sampson (1980-83)	2,228
5.	Junior Burrough (1992-95)	1,970
6.	Wally Walker (1973-76)	1,849
7.	Chris Williams (1999-02)	1,812
8.	Harold Deane (1994-97)	1,763
9.	Curtis Staples (1995-98)	1,757
10.	Sean Singletary (2005-pres.)	1,751
11.	J.R. Reynolds (2004-07)	1,683
12.	John Crotty (1988-91)	1,646
13.	Bob McCarty (1954-56)	1,625
14.	Travis Watson (2000-03)	1,546
15.	Richard Morgan (1986-89)	1,540
16.	Donald Hand (1998-01)	1,486
17.	Othell Wilson (1981-84)	1,469
18.	Barry Parkhill (1971-73)	1,437
19.	Jim Connelly (1965-67)	1,426
20.	Lee Raker (1978-81)	1,423

3-POINT FIELD GOALS

1.	Curtis Staples (1995-98)	413
2.	Harold Deane (1994-97)	237
3.	J.R. Reynolds (2004-07)	221
4.	Sean Singletary (2005-pres.)	196
5.	John Crotty (1988-91)	179
6.	Devin Smith (2003-05)	161
7.	Donald Hand (1998-01)	156
	Todd Billet (2003-04)	156
9.	Adrian Joseph (2005-pres.)	143
10.	Cory Alexander (1992-95)	142

FREE THROWS MADE

1.	Bryant Stith (1989-92)	690
2.	Buzzy Wilkinson (1953-55)	665
3.	Jeff Lamp (1978-81)	635
4.	Harold Deane (1994-97)	546
5.	Sean Singletary (2005-pres.)	477
6.	Donald Hand (1998-01)	444
7.	Junior Burrough (1992-95)	439
8.	Ralph Sampson (1980-83)	427
9.	John Crotty (1988-91)	413
10.	J.R. Reynolds (2004-07)	402

ASSISTS

1.	John Crotty (1988-91)	683
2.	Jeff Jones (1979-82)	598
3.	Donald Hand (1998-01)	529
4.	Sean Singletary (2005-pres.)	505
5.	Othell Wilson (1981-84)	493
6.	Harold Deane (1994-97)	468
7.	John Johnson (1985-88)	426
8.	Cory Alexander (1992-95)	401
9.	Barry Parkhill (1971-73)	369
10.	J.R. Reynolds (2004-07)	317

STEALS

1.	Othell Wilson (1981-84)	222
2.	Jeff Jones (1979-82)	189
	Chris Williams (1999-02)	189
4.	Harold Deane (1994-97)	179
	Donald Hand (1998-01)	179
6.	Bryant Stith (1989-92)	177
7.	Sean Singletary (2005-pres.)	173
8.	Richard Morgan (1986-89)	160
9.	Adam Hall (1999-02)	157
10.	Bobby Stokes (1976-79)	154

BLOCKED SHOTS

1.	Ralph Sampson (1980-83)	462
2.	Chris Alexander (1993-96)	148
3.	Travis Watson (2000-03)	130
4.	Kris Hunter (1997-99)	126
5.	Jason Clark (2002-05)	112
6.	Steve Castellani (1976-79)	108
7.	Chris Williams (1999-02)	97
8.	Junior Burrough (1992-95)	96
9.	Colin Ducharme (1997-00)	88
10.	Olden Polynice (1984-86)	86
--	Tunji Soroye (2005-pres.)	78

THE LAST TIME...

VIRGINIA INDIVIDUALS

- **Scored 30 points:** Sean Singletary (34) vs. Virginia Tech (1/16/08)
- **Scored 40 points:** J.R. Reynolds (40) vs. Wake (1/21/07)
- **Two players with 20 points:** J.R. Reynolds (28) and Sean Singletary (23) vs. Albany (3/16/07)
- **Three players with 20 points:** Chris Williams (27), Roger Mason, Jr. (22) and Donald Hand (20) vs. Duke (1/5/00)
- **Four players with 20 points:** Chris Williams (23), Donald Hand (22), Adam Hall (21), and Travis Watson (20) vs. Georgetown (3/15/00)
- **A player with back-to-back 25-point games:** J.R. Reynolds (28) vs. Albany (3/16/07) and (26) vs. Tennessee (3/18/07)
- **One player scored in double figures:** Adrian Joseph (10) vs. Puerto Rico-Mayaguez (12/21/06)
- **Five players scored in double figures:** Calvin Baker (16), Mamadi Diane (16), Adrian Joseph (13), Jamil Tucker (13), Sean Singletary (11) vs. Georgia tech (1/27/08)
- **Six players scored in double figures:** Travis Watson (17), Roger Mason, Jr. (15), Chris Williams (15), Elton Brown (14), Jermaine Harper (12), and Adam Hall (10) vs. Grambling (12/30/01)
- **Seven players scored in double figures:** Cornel Parker (20), Junior Burrough (15), Ted Jeffries (14), Cory Alexander (13), Jason Williford (12), Yuri Barnes (11) and Doug Smith (11) vs. Clemson (1/13/93)
- **Had 15 rebounds:** Adrian Joseph (16) vs. Seton Hall (11/24/07)
- **Had 20 rebounds:** Travis Watson (20) vs. Wofford (1/2/03)
- **Had 25 rebounds:** Bob Mortell (25) vs. Washington & Lee (2/27/60)
- **Two players with 10 rebounds:** Mike Scott (11) and Adrian Joseph (10) vs. Longwood (12/7/07)
- **Three players with 10 rebounds:** Yuri Barnes (13), Jason Williford (12) and Junior Burrough (11) vs. Rice (12/4/93)
- **Double-Double:** Sean Singletary (19 pts, 10 assts) vs. Boston College (1/19/08)
- **Two players had a double-double:** Adrian Joseph (23 pts, 11 rebs) and Mike Scott (10 pts, 13 rebs) at Penn (11/23/07)
- **Three players had a double-double:** Jason Williford (10 pts, 15 rebs), Ted Jeffries (23 pts, 10 rebs), and Cornel Parker (11 pts, 11 rebs) at William & Mary (1/25/93)
- **Double-Double with points and assists:** Sean Singletary (19 pts, 10 assts) vs. Boston College (1/19/08)
- **Triple-Double:** Ralph Sampson (15 pts, 22 rebs, 10 blks) vs. Old Dominion (12/29/79)
- **Four Double-Doubles in a row:** Travis Watson (29 pts, 12 rebs) at NC State (2/6/02), (20 pts, 10 rebs) vs. Clemson (2/10/02), (17 pts, 10 rebs) vs. UNC (2/12/02), (13 pts, 12 rebs) at Wake (2/17/02)
- **20 points and 20 rebounds:** Travis Watson (21 pts, 20 rebs) vs. Wofford (1/2/03)
- **10 assists:** Sean Singletary (10) vs. Boston College (1/19/08)
- **5 Blocked Shots:** Jason Cain (5) vs. UNC (1/19/06)
- **5 Steals:** Sean Singletary (6) vs. BC (1/19/08)
- **Led UVA in Points, Rebounds and Assists:** Sean Singletary (34 pts, 10 rebs, 3 assts) vs. Va Tech (1/16/08)
- **Hit a last second shot to win a game:** Sean Singletary vs. Duke (2/1/07) [jumper with one second in OT]; J.R. Reynolds vs. Loyola Marymount (12/23/04) [layup with 1.5 seconds in regulation]
- **Played every minute:** Sean Singletary vs. Virginia Tech (2/12/05)
- **Played 40 or more minutes:** Mamadi Diane (42) and Sean Singletary (41) vs. Georgia Tech (1/27/08)

VIRGINIA TEAM

- **Won in Overtime:** vs. Duke, 68-66 (2/1/07)
- **Lost in Overtime:** vs. Georgia Tech, 82-92 (1/27/08)
- **Played Two Overtimes:** vs. Maryland, L 89-92 (2/19/05)
- **Played Three Overtimes:** vs. Georgetown, L 111-115 (3/15/00)
- **Shot 70 percent for a Half:** 72.2% (13-18) vs. Wake Forest 2nd Half (2/24/96)
- **Shot 60 percent in a Game:** 61.0% (36-59) vs. LIU (11/17/00)
- **Shot less than 30 percent in a Game:** 27.9% (17-61) vs. North Carolina (3/10/06)
- **Shot 90 percent from the free throw line:** 94.7 % (18-19) vs. Georgia Tech (2/24/07)
- **Shot 50 percent from 3-point line:** 50.0% (16-32) vs. Northwestern (11/27/07)
- **Shot less than 30 percent in a half:** 29.0% (9-31) in 2nd Half at Wake Forest (3/3/07)
- **Shot less than 20 percent in a half:** 18.9% (7-37) in the 1st half at Duke (1/13/01)
- **Shot 55 percent or better and lost:** 56.9% (29-51) vs. Duke (3/14/03)
- **Attempted 50 FTs:** 52 (made 34) vs. Howard (12/12/94)
- **Made 30 FTs:** 31 (36 att.) vs. Tennessee (3/18/07)
- **Made 10 3-pt FGs:** 12 vs. Georgia Tech (1/27/08)
- **Failed to make a 3-pt FG:** at Georgia Tech (12/4/05)
- **Had 50 rebounds:** 51 vs. Hartford (12/30/07)
- **Had 25 assists:** 27 vs. Howard (11/21/01)
- **Had 15 steals:** 15 vs. Arizona (11/21/04)
- **Had 10 blocks:** 12 vs. Longwood (2/13/07)
- **Scored 50 pts in a half:** 54 vs. Northwestern, 1st half (11/27/07)
- **Scored 60 pts in a half:** 60 vs. Gonzaga, 1st half (1/3/07)
- **Scored 70 pts in a half:** 70 vs. Coastal Carolina, 2nd half (10/20/00)
- **Scored 100 pts (ACC):** 103 vs. Maryland (1/16/07)
- **Scored 100 pts (non-conf):** 100 at Penn (11/23/07)
- **Scored under 20 pts in 1st half:** 17 at Ga. Tech (12/4/05)
- **Scored under 20 pts in 2nd half:** 12 vs. UNC (2/11/98)
- **Scored under 50 pts in a game:** 49 at Stanford (3/14/06)

OPPONENT INDIVIDUALS

- **Scored 30 points:** Al Thornton (30), Florida St. (2/17/07)
- **Scored 35 points:** J.J. Redick (40), Duke (1/28/06)
- **Scored 40 points:** J.J. Redick (40), Duke (1/28/06)
- **Scored 50 points:** Len Chappell (50), Wake (2/12/62)
- **Two players with 20 points:** Brandon Costner (22) and Gavin Grant (20), NC State (3/9/07)
- **Three players with 20 points:** Juan Dixon (23), Chris Wilcox (21), and Lonny Baxter (20), at Maryland (3/3/02)
- **Two players with 30 points:** Trevor Powell (31) and Tony Smith (31), Marquette (2/3/90)
- **Five players scored in double figures:** Matt Causey (18), Gani Lawal (15), Lewis Clinch (14), Zack Peacock (12), and Maurice Miller (11), Georgia Tech (1/27/08)
- **Six players scored in double figures:** Chris Paul (21), Justin Gray (17), Eric Williams (15), Jamaal Levy (12), Taron Downey (11) and Vytas Danelius (10), Wake Forest (1/2/05)
- **Seven players scored in double figures:** Stanley Burrell (15), Drew Lavender (13), C.J. Anderson (12), B.J. Raymond (12), Josh Duncan (11), Charles Bronson (11), and Jason Love (10), at Xavier (1/3/08)
- **Double-Double:** Shamari Spears (13 pts, 11 rebs), Boston College (1/19/08)

- **Two players had a double-double:** Donte Green (20 pts, 10 rebs) and Paul Harris (10 pts, 14 rebs), Syracuse (12/5/07)
- **Had 15 rebounds:** Al Thornton (16), Florida State (2/17/07)
- **Had 20 rebounds:** Tim Duncan (23), Wake (2/22/97)
- **Had 10 assists:** Andre Collins (10), Loyola (Md) (12/23/05)
- **5 Blocked Shots:** Maurice Sumter (5), Longwood (2/13/07)
- **5 Steals:** Toney Douglas (6), at Florida State (1/23/08)
- **Hit a last second shot to win a game:** Deron Washington of Virginia Tech (1/16/08) [0.0 seconds in overtime]

OPPONENT TEAM

- **Shot less than 30 percent in a Game:** 28.3% (17-60) Longwood (12/7/07)
- **Shot less than 30 percent in a Game (ACC):** 29.0% (20-69), Wake Forest (2/24/96)
- **Shot 60 percent in a Game:** 63.8% (37-58), at Xavier (1/3/08)
- **Shot 55 percent or better and lost:** 55.2% (32-58), Iowa State (12/31/03)
- **Scored 100 pts:** 108, at Xavier (1/3/08)
- **Scored 60 pts in a half:** 61, at Xavier, 1st half (1/3/08)
- **Scored under 20 pts in 1st half:** 19 at NC State (1/24/07)
- **Scored under 20 pts in 2nd half:** 18 at Richmond (11/22/05)
- **Scored under 50 pts in a game:** 49, Longwood (2/13/07)
- **Had 25 assists:** 27, at Xavier (1/3/08)
- **Had 15 steals:** 15, Providence (1/3/04)
- **Had 10 blocks:** 11 at Virginia Tech (2/10/07)
- **Failed to make a 3-pt FG:** vs. Arizona State (11/27/99)



GAME #1 • NOVEMBER 11, 2007

VERMONT 72
AT VIRGINIA 90

VERMONT (0-2)		FG		FT		REB		A		TO		BS		S		TP	
Player	MP	FG	FT	(0-1)	A	TO	BS	S	TP								
Blakely	36	9-15	6-9	3-10	3	2	2	4	24								
McIntosh	23	2-6	2-2	0-3	1	0	1	1	7								
Shields	17	3-6	0-0	0-0	0	0	0	0	6								
Trimboli	37	7-17	0-0	0-2	3	4	0	2	16								
Cieplicki	29	5-12	2-2	0-1	2	1	0	0	13								
Accaoui	13	0-3	2-2	0-0	1	0	0	0	2								
Vier	11	0-3	0-0	0-0	1	0	0	0	2								
Powlovich	20	0-0	2-2	1-3	0	1	0	0	2								
Field	8	1-2	0-0	0-1	0	2	0	0	2								
Dean	1	0-0	0-0	0-0	0	0	0	0	0								
Robbins	1	0-1	0-0	0-0	0	0	0	0	0								
Kissel	4	0-0	0-0	0-0	0	0	0	0	0								
Team				3-5													
Totals	200	27-65	14-17	7-25	11	10	3	9	72								
		.415	.824														

VIRGINIA (1-0)		FG		FT		REB		A		TO		BS		S		TP	
Player	MP	FG	FT	(0-1)	A	TO	BS	S	TP								
Diane	29	4-7	1-3	1-8	1	4	0	0	10								
Joseph	31	7-11	0-0	0-6	3	1	1	0	19								
Pettinella	9	2-3	0-2	1-5	2	1	0	0	4								
Jones	23	3-4	2-3	1-6	1	0	1	0	8								
Singletary	31	4-9	10-12	1-5	6	6	0	4	19								
Farrakhan	4	0-2	0-0	0-0	0	0	0	0	0								
Baker	14	4-6	2-4	0-1	0	0	0	1	11								
Mikalaukas	19	2-2	4-6	2-4	0	1	0	0	8								
Tucker	17	1-4	2-2	0-2	0	0	2	0	5								
Zeglinski	7	0-1	0-0	0-1	1	3	0	0	0								
Burns	2	0-0	0-0	1-2	0	0	0	0	0								
Scott	2	0-1	2-2	1-1	0	0	0	0	2								
Harris	2	0-1	0-0	0-0	0	0	0	0	0								
Meynsse	10	2-2	0-0	1-2	0	2	0	0	4								
Team				2-3													
Totals	200	29-53	23-34	12-46	14	18	4	5	90								
		.547	.676														

3-Point Field Goals: (Verm.)--(4-17/235) McIntosh (1-2), Trimboli (2-7), Cieplicki (1-4), Accaoui (0-2), Vier (0-2). (UVa)--(9-19/474) Diane (1-3), Joseph (5-8), Singletary (1-2), Baker (1-1), Tucker (1-4), Zeglinski (0-1).

Vermont	32	40	72
Virginia	46	44	90
Attendance --	11,893		

Adrian Joseph and Sean Singletary each had 19 points to lead Virginia to a 90-72 season-opening victory over Vermont at John Paul Jones Arena. Calvin Baker added 11 points in his Cavalier debut and Mamadi Diane scored 10 points and grabbed a team-high eight rebounds.

The victory marked the 10th consecutive season-opening win for the Cavaliers.

Virginia had runs of 17-6 and 10-2 in the first half to build a 14-point advantage (46-32) at the break. Vermont could get no closer than nine points in the second half as the Cavaliers closed out the 18-point victory.

The Cavaliers out-rebounded the Catamounts 46-25 in the contest. Virginia shot 54.7 percent from the floor, including 47.4 percent from three-point range. Leading the UVa attack from behind the arc was Joseph, who tied a career high with five three-point field goals. Vermont shot 41.5 percent from the floor and just 23.5 percent from three-point range.

Vermont was led by Marqus Blakely, who posted a double-double with 24 points and 10 rebounds. Mike Trimboli added 16 points and Kyle Cieplicki had 13 points.

"It feels good to come out and get a double-figure win against a good team. We made it a priority to just go out there and jump out on them. We wanted to come out, defend, and get some early buckets in transition and we did a good job of that." - Sean Singletary

GAME #2 • NOVEMBER 14, 2007

HOWARD 53
AT VIRGINIA 92

HOWARD (0-2)		FG		FT		REB		A		TO		BS		S		TP	
Player	MP	FG	FT	(0-1)	A	TO	BS	S	TP								
Hampton	31	2-7	2-4	1-3	4	8	1	0	6								
Myatt	25	6-10	0-0	0-5	2	2	0	1	13								
Cooper	20	0-1	2-2	0-1	3	0	0	0	2								
White	36	2-11	0-0	0-6	7	2	0	0	6								
Smith	33	7-11	0-0	0-3	0	1	0	2	16								
Mukole	15	2-6	0-0	0-1	0	2	0	0	5								
Timothy	27	2-4	0-0	1-1	0	1	0	1	5								
Thomas	6	0-0	0-0	0-0	0	2	0	0	0								
Kirkpatrick	7	0-1	0-0	1-3	0	1	0	0	0								
Team				0-0													
Totals	200	21-51	4-6	3-23	16	19	1	6	53								
		.412	.667														

VIRGINIA (2-0)		FG		FT		REB		A		TO		BS		S		TP	
Player	MP	FG	FT	(0-1)	A	TO	BS	S	TP								
Diane	20	5-8	0-0	1-2	1	2	0	1	14								
Joseph	22	2-10	0-0	1-5	1	0	0	2	5								
Pettinella	21	2-3	1-2	5-5	0	1	1	0	5								
Jones	21	4-9	2-4	2-3	2	2	1	3	10								
Singletary	30	9-16	2-2	3-4	8	5	0	1	23								
Farrakhan	10	2-6	0-0	1-2	1	0	0	1	4								
Baker	17	4-8	0-0	2-8	5	0	0	0	11								
Mikalaukas	14	2-3	1-4	1-1	0	0	0	0	5								
Tucker	3	0-0	0-0	0-0	0	0	0	0	0								
Zeglinski	10	1-3	0-0	0-1	5	0	0	0	2								
Sherrill	2	1-1	0-0	0-0	0	0	0	0	2								
Burns	2	0-1	0-0	0-0	0	0	0	0	0								
Scott	14	3-4	0-1	2-6	1	0	0	2	7								
Harris	9	1-2	0-0	1-6	0	2	0	0	2								
Meynsse	5	1-1	0-0	1-1	0	0	0	0	2								
Team				1-4													
Totals	200	37-75	6-13	21-48	24	12	2	10	92								
		.493	.462														

3-Point Field Goals: (Howard)--(7-21/333) Hampton (0-1), Myatt (1-2), White (2-9), Smith (2-3), Mukole (1-3), Timothy (1-3). (UVa)--(12-29/414) Diane (4-7), Joseph (1-5), Jones (0-2), Singletary (3-6), Farrakhan (0-1), Baker (3-5), Zeglinski (0-2), Scott (1-1).

Howard	26	27	53
Virginia	41	51	92
Attendance --	11,162		

Sean Singletary had 23 points and eight assists to lead Virginia to a 92-53 win over Howard at John Paul Jones Arena in a game scheduled as part of the Philly Hoop Group Classic. Mamadi Diane had 14 points, Calvin Baker 11 points, and Jeff Jones 10 points for the Cavaliers, who improved to 2-0 on the young season.

In total, Virginia had 13 different players score in the game, the most since 14 different Cavaliers scored in a 93-47 win over Winthrop on Dec. 1, 1990.

The Cavaliers trailed by five (24-19) midway through the first half before ending the half on a 22-2 run. Virginia continued that momentum in the second half, outscoring the Bison 51-27.

Virginia outrebounded Howard by 25 in the game (48-23). The Cavaliers made a John Paul Jones Arena record 37 field goals, including 12 from three-point range. UVa shot 49.3 percent from the field and 41.4 percent from behind the arc. Howard shot 41.2 percent from the field and 33.3 percent from three-point-range. Howard had 19 turnovers, including 10 on steals by the Cavaliers.

Howard was led by Jeron Smith and Eugene Myatt, who had 16 and 13 points respectively.

"There is more time needed to experiment with different lineups and those kind of things. And that's what a day like today would be for. Although you can't be experimenting for too long because you've got some really difficult days ahead." - Dave Leitao

GAME #3 • NOVEMBER 17, 2007

VIRGINIA 75
AT #17 ARIZONA 72

VIRGINIA (3-0)		FG		FT		REB		A		TO		BS		S		TP	
Player	MP	FG	FT	(0-1)	A	TO	BS	S	TP								
Diane	36	3-4	0-0	0-1	1	3	3	0	9								
Joseph	22	1-2	2-2	2-3	1	1	0	1	4								
Pettinella	17	0-1	0-2	1-4	0	0	0	1	0								
Jones	21	5-8	0-0	0-1	0	3	0	0	15								
Singletary	36	6-19	11-11	0-4	8	5	0	1	24								
Farrakhan	2	0-0	0-0	0-0	0	0	0	0	0								
Baker	20	2-3	0-0	0-0	4	2	0	0	5								
Mikalaukas	23	3-4	0-0	1-6	0	0	0	1	6								
Tucker	21	5-7	0-0	2-4	0	1	0	0	12								
Harris	2	0-1	0-0	0-0	1	0	0	0	0								
Team				1-4													
Totals	200	25-49	13-15	7-27	14	18	3	4	75								
		.510	.867														

ARIZONA (1-1)		FG		FT		REB		A		TO		BS		S		TP	
Player	MP	FG	FT	(0-1)	A	TO	BS	S	TP								
Budinger	31	6-14	2-2	2-5	5	2	0	0	15								
Hill	29	5-7	4-4	4-5	0	2	0	0	14								
Bayless	37	7-15	3-5	1-4	4	4	0	1	21								
McClellan	39	4-8	0-0	0-3	4	4	2	2	9								
Dillon	37	1-3	2-2	1-3	3	2	0	2	5								
Wise	14	1-2	0-0	0-1	3	3	1	2	3								
Lucas-Perry	2	0-2	0-0	1-1	0	0	0	0	0								
Brielmaier	11	2-3	1-1	0-3	1	0	0	0	5								
Team				0-1													
Totals	200	26-54	12-14	9-26	20	17	3	7	72								
		.481	.857														

3-Point Field Goals: (UVa)--(12-21/571) Diane (3-3), Joseph (0-1), Jones (5-7), Singletary (1-6), Baker (1-1), Tucker (2-3). (Arizona)--(8-17/471) Budinger (1-2), Bayless (4-8), McClellan (1-1), Dillon (1-3), Wise (1-2), Lucas-Perry (0-1).

Virginia	42	33	75
Arizona	31	41	72
Attendance --	14,602		

Sean Singletary scored four consecutive points in the final 90 seconds to give Virginia the lead for good and finished with game-high totals of 24 points and eight assists to lead the Cavaliers to a 75-72 win at No. 17 Arizona. Jeff Jones was 5-7 from three-point range and finished with 15 points, and Jamil Tucker was 5-7 from the field and tied his career high with 12 points for UVa.

It was the first home loss in November for Arizona since 1978.

The Cavaliers led by two (33-31) with 3:15 remaining in the first half before scoring the last nine points of the half to lead by 11 (42-31) at halftime. Virginia shot 69.2 percent (9-13) from three-point range in the first half and made all five of its free throws.

Both teams made runs in the second half. Arizona scored 12 consecutive points to take a 52-48 lead with 13:25 left in the game. The Cavaliers scored nine consecutive points to lead 66-59 with 8:23 remaining to play, but the Wildcats came right back and scored eight straight points to retake the lead 67-66 with 5:12 left in the game. With the score tied at 69, Singletary made two free throws and then a jump shot to give UVa a 73-69 lead with 39 seconds to play. After a Jerryd Bayless three-point cut the Cavaliers' lead to one, Adrian Joseph made two free throws with 20 seconds remaining to provide Virginia with its final margin of victory.

For the game, the Cavaliers shot 51 percent from the field, including 57.1 percent from three-point range, and 86.7 percent from the free throw line. Arizona shot 48.1 percent from the field, including 47.1 percent from three-point range, and 85.7 percent from the free throw line.

Bayless scored 21 points to lead Arizona. Chase Budinger added 15 points and Jordan Hill 14.

"We got out early. We had a game plan and it worked. Both teams shot the ball extremely well in the first half, but we got the stops down the stretch. I'm really proud of how we stuck together." - Dave Leitao

GAME #4 • NOVEMBER 20, 2007

DREXEL **58**
AT #23 VIRGINIA **72**

DREXEL (3-1)			REB						
Player	MP	FG	FT	(0-T)	A	TO	BS	S	TP
Oveneke	21	3-3	0-0	1-7	3	2	0	1	7
Elegar	31	8-14	7-11	0-3	2	3	1	1	23
Hawthorne	34	4-12	0-0	1-3	3	3	1	0	10
Rodgers	31	0-3	0-0	1-1	0	4	0	1	0
Harris	33	2-8	0-0	0-1	0	2	0	1	6
Colds	16	2-6	0-0	0-2	1	1	0	1	5
Hynes-Guery	6	0-0	2-2	0-1	1	0	0	0	2
Neisler	19	1-2	0-0	0-3	0	1	0	0	2
Tribbett	9	1-2	1-2	1-2	0	1	0	0	3
Team				0-4					
Totals	200	21-50	10-15	4-27	10	17	2	5	58
		.420	.667						

VIRGINIA (4-0)			REB						
Player	MP	FG	FT	(0-T)	A	TO	BS	S	TP
Diane	28	3-7	3-4	2-2	0	3	0	0	11
Joseph	30	4-9	2-2	2-11	1	0	0	0	11
Pettinella	8	0-2	0-0	3-4	0	0	0	0	0
Jones	9	1-3	0-0	0-2	0	2	1	0	2
Singletary	37	7-19	7-8	2-7	5	8	0	2	24
Farrakhan	3	0-1	0-0	0-2	0	0	0	0	0
Baker	26	5-9	0-0	0-1	1	1	0	1	11
Mikalauskas	16	0-2	1-2	1-1	1	0	0	1	1
Tucker	19	3-4	0-0	0-4	0	2	0	0	7
Zeglinski	9	0-2	0-0	1-1	3	0	0	0	0
Scott	13	0-2	5-6	3-5	0	0	0	1	5
Meynsse	2	0-0	0-0	0-1	0	0	0	0	0
Team				3-3					
Totals	200	23-60	18-22	17-44	11	16	1	5	72
		.383	.818						

3-Point Field Goals: (Drexel)--(6-18/.333) Oveneke (1-1), Hawthorne (2-8), Rodgers (0-1), Harris (2-3), Colds (1-5). (UVA)--(8-16/.500) Diane (2-4), Joseph (1-4), Singletary (3-3), Baker (1-3), Tucker (1-1), Zeglinski (0-1).

Drexel	25	33	58
Virginia	31	41	72
Attendance	-- 10,975		

Sean Singletary had 24 points and seven rebounds to lead Virginia to a 72-58 victory over Drexel at John Paul Jones Arena in a game that was scheduled as part of the Philly Hoop Group Classic. Adrian Joseph had his first career double-double with his 11 point, 11 rebound performance, while Mamadi Diane and Calvin Baker also scored 11 points each for the Cavaliers, who improved to 4-0 on the season.

Drexel had the lead for most of the first half until a Singletary lay-up with 4:24 remaining gave UVA its first lead of the game. The Cavaliers extended their advantage to six (31-25) at the break. A 10-2 run in the second half increased the Virginia advantage to double-digits and UVA led by as many as 35 points before closing out the 14-point victory.

The Cavaliers had a 44-27 advantage on the boards, including grabbing 17 offensive rebounds. Virginia shot 50.0 percent from three-point range (8-16), but only 38.3 percent overall from the floor. The Cavaliers were 18-22 (81.8 percent) from the free throw line. Drexel shot 42.0 percent from the field and 33.3 percent from behind the arc.

Drexel, which suffered its first loss of the season, was led by Frank Elegar's 23 points. Tramayne Hawthorne added 10 points for the Dragons.

"We knew we would be tested, particularly coming off a cross-country trip and winning an exciting game. I feared there would be a natural let-down that could cost us the game. I felt we suffered through that in the first half, but we concentrated and followed through on the game plan." - Dave Leitao

GAME #5 • NOVEMBER 23, 2007

#23 VIRGINIA **100**
AT PENN **85**

VIRGINIA (5-0)			REB						
Player	MP	FG	FT	(0-T)	A	TO	BS	S	TP
Joseph	24	7-14	4-5	5-11	0	2	1	1	23
Singletary	28	4-12	7-7	1-2	4	5	0	1	16
Pettinella	11	3-3	0-2	1-2	0	2	1	0	6
Jones	9	0-1	2-4	0-0	1	1	0	0	2
Diane	25	5-10	2-2	1-4	1	0	1	2	13
Farrakhan	10	0-2	0-0	0-2	0	3	0	0	0
Baker	20	2-5	1-2	0-1	5	2	0	0	6
Mikalauskas	12	3-6	2-3	2-2	1	0	1	0	8
Tucker	8	3-4	0-0	0-3	0	1	0	0	8
Zeglinski	14	0-2	0-0	1-2	2	2	0	3	0
Sherrill	1	1-1	0-0	0-0	0	0	0	0	2
Burns	2	0-1	0-0	1-1	1	1	0	0	0
Scott	19	3-5	4-4	4-13	1	0	0	3	10
Harris	13	3-6	0-1	1-3	1	0	0	1	6
Meynsse	4	0-0	0-0	1-1	0	2	0	1	0
Team				7-9					
Totals	200	34-72	22-30	25-56	17	21	4	12	100
		.472	.733						

PENN (1-4)			REB						
Player	MP	FG	FT	(0-T)	A	TO	BS	S	TP
Eggleston	32	3-7	2-2	1-4	3	2	0	0	9
Schreiber	18	2-8	1-3	0-3	2	4	2	0	6
Bernardini	20	4-7	3-3	1-1	3	2	0	1	13
Grandieri	26	5-10	0-3	3-5	1	0	0	0	10
Gaines	31	2-6	8-11	0-1	8	4	0	1	12
Cohen	10	0-2	0-0	0-1	3	0	0	1	0
Kach	12	0-1	1-2	0-1	0	3	0	0	1
Egee	3	0-0	0-0	0-0	0	0	0	1	0
Cofield	19	6-8	7-10	0-0	0	0	0	0	20
Lewis	12	1-1	2-2	1-3	0	1	1	1	4
Reilly	15	2-5	3-4	2-4	0	0	0	0	8
Votel	2	1-1	0-0	0-1	0	0	0	1	2
Team				1-2					
Totals	200	26-56	27-40	9-26	20	16	3	6	85
		.464	.675						

3-Point Field Goals: (UVA)--(10-24/.417) Joseph (5-7), Singletary (1-3), Jones (0-1), Diane (1-3), Farrakhan (0-2), Baker (1-3), Tucker (2-3), Scott (0-1), Harris (0-1). (Penn)--(6-21/.286) Eggleston (1-1), Schreiber (1-5), Bernardini (2-5), Grandieri (0-1), Gaines (0-3), Cohen (0-1), Kach (0-1), Cofield (1-2), Reilly (1-2).

Virginia	50	50	100
Penn	35	50	85

Adrian Joseph had his second consecutive double-double with 23 points and 11 rebounds, and Mike Scott had his first collegiate double-double with 10 points and 13 rebounds to lead Virginia to a 100-85 victory over Penn at The Palestra in the Philly Hoop Group Classic. Sean Singletary added 16 points and four assists for the Cavaliers and Mamadi Diane scored 13 points and had four rebounds.

The two teams combined to shoot 70 free throws and commit 53 fouls in the game.

Virginia scored the game's first seven points and led by as many as 19 in the first half before taking a 50-35 halftime lead. Penn got no closer than 13 points in the second half and the Cavaliers led by as many as 26 (96-70) with 4:12 to play.

UVA out-rebounded Penn 56-26 in the game and the Cavaliers had 12 steals, but turned the ball over 21 times. Virginia shot 47.2 percent from the field, including 41.7 percent from three-point range, and 73.3 percent from the free throw line. Penn shot 46.4 percent from the floor, including just 28.6 percent from three-point range, and 67.5 percent from the free throw line. Fifteen players saw action for the Cavaliers and 11 scored.

Remy Cofield led Penn with 20 points. Tyler Bernardini scored 13 points for the Quakers, Harrison Gaines had 12 points and Brian Grandieri added 10.

"We haven't had a lot of practice time, which is probably my biggest concern because we've played so many games, to get right down to the things that are hurting us on defense. We'll be able to do that obviously in another week or so. For now, it's just win and advance." - Dave Leitao

GAME #6 • NOVEMBER 24, 2007

SETON HALL **74**
VS #23 VIRGINIA **60**

SETON HALL (5-0)			REB						
Player	MP	FG	FT	(0-T)	A	TO	BS	S	TP
Laing	40	10-20	3-3	2-10	3	3	0	1	25
Okosun	19	1-1	0-1	3-6	1	0	2	0	2
Nutter	26	2-5	3-4	0-0	1	0	0	2	8
Harvey	32	4-14	7-11	3-4	2	0	0	1	16
Gause	27	2-13	4-5	3-5	2	1	0	2	8
Davis	5	0-1	0-0	0-1	0	0	0	1	0
Hazell	24	4-10	0-1	2-5	0	0	0	1	11
Garcia	15	2-4	0-0	2-6	0	0	1	0	4
Davis	12	0-1	0-0	1-2	0	1	0	0	0
Team				3-4					
Totals	200	25-69	17-25	19-43	9	6	3	8	74
		.362	.680						

VIRGINIA (5-1)			REB						
Player	MP	FG	FT	(0-T)	A	TO	BS	S	TP
Jones	18	2-7	0-0	1-2	0	2	0	0	4
Joseph	28	2-7	0-0	5-16	1	5	1	0	6
Pettinella	11	0-1	0-2	2-2	0	0	0	0	0
Diane	33	4-7	2-3	4-8	2	1	2	0	12
Singletary	37	7-20	7-7	1-7	7	5	0	0	23
Baker	27	4-12	0-0	1-3	1	3	0	0	9
Mikalauskas	14	1-1	1-2	2-3	1	0	0	0	3
Tucker	12	0-4	0-0	0-0	0	0	1	0	0
Zeglinski	2	0-0	0-0	0-1	0	0	0	0	0
Scott	15	0-1	1-2	2-4	0	0	0	0	1
Harris	3	0-1	2-2	0-1	0	0	0	0	2
Team				2-3					
Totals	200	20-61	13-18	20-50	12	16	4	0	60
		.328	.722						

3-Point Field Goals: (Seton Hall)--(7-23/.304) Laing (2-3), Nutter (1-4), Harvey (1-2), Gause (0-5), Hazell (3-8), Davis (0-1). (UVA)--(7-28/.250) Jones (0-1), Joseph (2-5), Diane (2-4), Singletary (2-9), Baker (1-6), Tucker (0-3).

Seton Hall	40	34	74
Virginia	29	31	60
Attendance	-- 3,871		

Brian Laing scored a game-high 25 points and had 10 rebounds to lead Seton Hall to a 74-60 victory over Virginia in the Philly Hoop Group Classic at The Palestra. The loss was the first of the season for the Cavaliers.

Sean Singletary scored 23 points and had seven assists to lead the Cavaliers. Mamadi Diane added 12 points and Adrian Joseph had a career-high 16 rebounds for UVA.

Seton Hall went on a 16-4 run to take a 33-22 lead with 4:53 remaining in the first half. Laing had six points in that run and 14 in the first half. The Pirates led 40-29 at halftime.

Virginia got within five (42-37) on a three-point-er by Joseph with 15:55 left in the game, but Seton Hall scored the next five points and the Cavaliers got no closer than seven points the rest of the game.

UVA turned the ball over 16 times while Seton Hall had only six turnovers. Virginia shot just 32.8 percent from the field, only 25.0 percent from three-point range, and 72.2 percent from the free throw line. Seton Hall shot 36.2 percent from the field, including 30.4 percent from three-point range, and 68 percent from the free throw line. The Cavaliers out-rebounded the Pirates 50-43.

In addition to Laing, two other Seton Hall players scored in double figures. Eugene Harvey scored 16 points and Jeremy Hazell added 11.

"In 80 minutes of this tournament, we played defense for about seven of them - the first seven minutes (of the Penn game). That is something that needs to improve." - Dave Leitao

GAME #7 • NOVEMBER 27, 2007

NORTHWESTERN 52
AT VIRGINIA 94

NORTHWESTERN (1-4)									
Player	MP	FG	FT	REB (O-T)	A	TO	BS	S	TP
Ryan	23	0-1	1-5	0-4	2	3	0	0	1
Baran	28	2-7	0-1	0-0	2	2	0	1	4
Moore	35	3-10	0-0	2-6	1	1	0	1	9
Thompson	37	5-17	1-2	1-3	2	4	0	0	14
Williams	15	2-5	1-5	1-1	0	1	0	2	5
Okrzesik	24	5-8	0-0	0-2	1	1	0	1	12
Capocci	21	3-6	1-2	2-5	2	2	0	0	7
Houlihan	3	0-0	0-0	0-0	0	0	0	0	0
Day	2	0-0	0-0	0-1	0	0	0	0	0
Peljusic	4	0-2	0-0	1-1	1	2	0	0	0
Melchior	8	0-0	0-0	0-2	0	0	0	1	0
Team				1-3					
Totals	200	20-56	4-15	8-28	11	16	0	6	52
		.357	.267						

VIRGINIA (6-1)									
Player	MP	FG	FT	REB (O-T)	A	TO	BS	S	TP
Diane	29	6-11	4-4	1-7	3	3	1	0	22
Joseph	18	3-9	0-0	1-5	0	0	1	3	8
Pettinella	10	0-0	0-0	1-2	0	2	0	0	0
Jones	21	2-8	4-5	0-5	2	0	0	0	8
Singletary	27	5-9	1-1	0-2	10	2	0	2	14
Farrakhan	8	1-3	0-0	0-1	0	1	0	0	2
Baker	16	6-6	0-0	0-2	1	1	0	0	16
Mikalaukas	12	2-2	3-4	2-6	0	0	0	0	7
Tucker	7	1-2	0-0	0-1	2	0	0	0	3
Zeglinski	10	1-2	0-0	0-2	2	3	1	0	2
Sherrill	2	0-0	0-0	0-0	0	0	0	1	0
Burns	4	1-1	0-0	0-0	0	0	0	0	2
Scott	13	3-5	2-2	3-4	0	0	0	1	8
Harris	17	0-3	0-0	2-4	0	1	0	1	0
Meyinsse	6	1-1	0-0	0-1	0	0	0	0	2
Team				0-1					
Totals	200	32-62	14-16	10-43	20	13	3	8	94
		.516	.875						

3-Point Field Goals: (N.Western)--(8-29/.276) Baran (0-4), Moore (3-8), Thompson (3-9), Williams (0-1), Okrzesik (2-5), Capocci (0-1), Peljusic (0-1). (UVA)--(16-32/.500) Diane (6-9), Joseph (2-5), Jones (0-2), Singletary (3-6), Farrakhan (0-2), Baker (4-4), Tucker (1-2), Zeglinski (0-1), Harris (0-1).

Northwestern	29	23	52
Virginia	54	40	94
Attendance --	12,609		

Mamadi Diane had 22 points, hitting a career-high six three-point field goals, and Sean Singletary had his second career double-double to lead Virginia to a 94-52 win over Northwestern in a Big Ten/ACC Challenge matchup at John Paul Jones Arena. Calvin Baker added 16 points, his high at Virginia, on perfect 6-6 shooting from the floor, including 4-4 from behind the arc.

The 42-point margin of victory was the largest in the nine-year history of the event, which annually matches teams from the two conferences.

Eight of the Cavaliers' first nine baskets were from three-point range and the Cavaliers led by as many as 27 points in the first half. They took a 54-29 advantage into halftime. Northwestern had 11 field goals in the first half, one less than Virginia had from three-point range (12).

The Cavaliers made 16 three-point field goals and shot 50.0 percent from behind the arc for the game. Overall, Virginia shot 51.6 from the floor and 87.5 percent from the free throw line. Northwestern shot 35.7 from the floor, including 27.6 percent from three-point range. The Wildcats' 4-15 (26.7 percent) performance from the free throw line was the fourth lowest percentage ever by an opponent against the Cavaliers.

Northwestern was led by Michael Thompson and Jason Okrzesik, who scored 14 and 12 points respectively.

The Cavaliers improved to 5-3 all-time in the Big Ten/ACC Challenge, including a 4-0 mark in games played in Charlottesville.

"We took 32 (3-pointers) today because 32 was the number that presented itself because they played a lot of zone. We shot 50 percent while taking that many. It's only a bad thing when you are taking over 30 and not making too many." - Dave Leitao

GAME #8 • DECEMBER 5, 2007

SYRACUSE 70
AT VIRGINIA 68

SYRACUSE (6-2)									
Player	MP	FG	FT	REB (O-T)	A	TO	BS	S	TP
Greene	37	8-19	0-0	4-10	1	2	3	2	20
Harris	37	3-5	3-4	2-14	2	3	1	0	10
Onuaku	33	2-5	0-0	2-8	0	1	0	2	4
Flynn	38	5-12	6-6	0-0	3	5	0	0	18
Devendorf	37	7-15	1-1	0-1	6	3	0	1	16
Jackson	10	1-1	0-0	0-0	0	0	0	1	2
Ongenaet	3	0-1	0-0	1-1	1	1	0	0	0
Wright	2	0-0	0-0	0-0	1	0	0	1	0
Jardine	3	0-1	0-0	0-0	0	0	0	1	0
Team				2-5					
Totals	200	26-59	10-11	11-39	14	15	4	8	70
		.441	.909						

VIRGINIA (6-2)									
Player	MP	FG	FT	REB (O-T)	A	TO	BS	S	TP
Diane	33	4-7	0-0	0-2	0	0	1	1	10
Joseph	38	8-18	0-0	4-13	2	5	0	0	19
Pettinella	3	0-0	0-0	1-1	0	0	0	0	0
Jones	12	2-4	0-0	1-1	1	2	0	1	4
Singletary	35	3-14	2-8	0-5	9	3	0	2	10
Baker	31	3-10	0-0	0-1	1	2	0	2	8
Mikalaukas	21	1-3	1-1	0-1	0	0	0	0	3
Zeglinski	3	1-2	0-0	1-1	0	0	0	0	3
Scott	15	1-3	2-2	3-6	0	1	0	0	4
Harris	9	3-3	0-0	1-2	0	1	0	0	7
Team				2-3					
Totals	200	26-64	5-11	13-36	13	13	2	6	68
		.406	.455						

3-Point Field Goals: (Syracuse)--(8-21/.381) Green (4-7), Flynn (2-8), Harris (1-2), Devendorf (1-3), Ongenaet (0-1). (UVA)--(11-32/.344) Joseph (3-10), Diane (2-4), Singletary (2-7), Baker (2-7), Harris (1-1), Zeglinski (1-2), Jones (0-1).

Syracuse	29	41	70
Virginia	36	32	68
Attendance --	13,603		

Donte Greene scored 20 points, including 12 in the final 10 minutes of the game to lead Syracuse to a 70-68 win over Virginia at John Paul Jones Arena. Greene also had 10 rebounds, blocked three shots and had two steals.

The loss snapped the Cavaliers' 12-game home winning streak and was just the second setback for Virginia at JPJA.

Adrian Joseph led the Cavaliers, posting his third double-double of the season with 19 points and 13 rebounds. Sean Singletary and Mamadi Diane each had 10 points for Virginia.

The Cavaliers led 36-29 at the break, but a 19-5 run by the Orange in the second half gave them a 51-44 lead with 10 minutes to play. The Cavaliers retook the lead and led by three (61-58) with six minutes remaining. Green answered with five consecutive points to give Syracuse the lead (63-61). Green's jumper with just over one minute left gave the Orange a three-point lead (68-65). Diane scored with seven seconds to go to cut the lead to 68-67, but Jonny Flynn made both ends of a one-in-one to increase Syracuse's lead to three. Sean Singletary was fouled with 1.2 seconds left and made the front end of a one-in-one. He intentionally missed the second shot, but the Cavaliers couldn't grab the rebound to attempt a tying shot.

Syracuse out-rebounded Virginia 39-36, the first team to out-rebound the Cavaliers on the season. The Orange shot 44.1 percent from the floor and 90.9 percent from the line, compared to 40.6 percent from the floor and 45.5 percent from the line for Virginia.

In addition to Green, Syracuse was led by Flynn, who had 18 points, Eric Devendorf, who scored 16 points, and Paul Harris, who added 10 points and 14 rebounds.

"I'm obviously disappointed by the outcome of the game. They had a little lapse at the end of the first half, and we had a lapse for the majority of the second half, in both our game plan and in our aggression. You're not going to do that against good teams and get away with it." - Dave Leitao

GAME #9 • DECEMBER 7, 2007

LONGWOOD 57
AT VIRGINIA 76

LONGWOOD (2-9)									
Player	MP	FG	FT	REB (O-T)	A	TO	BS	S	TP
Williams	28	6-15	4-4	2-3	3	1	0	3	20
Barrett	26	1-9	1-3	2-6	1	1	0	2	3
Wilson	18	2-4	3-4	3-6	1	1	0	0	7
Giles	25	1-4	0-0	0-1	3	3	0	0	3
Bogan	34	3-12	2-2	0-5	1	4	0	0	11
Jaekel	16	0-4	1-2	0-2	0	3	0	0	1
Dawson	5	0-0	0-0	0-0	0	0	0	1	0
Gee	2	1-1	0-0	0-0	0	0	0	0	3
Robinson	8	0-2	0-0	0-1	0	1	0	0	0
Swecker	21	1-4	2-2	0-2	1	1	0	0	5
Neil	8	2-2	0-0	0-1	1	1	0	1	4
Ryan	4	0-2	0-0	0-0	0	1	0	0	0
Evans	5	0-1	0-1	1-1	0	0	1	0	0
Team				1-3					
Totals	200	17-60	13-18	9-31	11	17	1	7	57
		.283	.722						

VIRGINIA (7-2)									
Player	MP	FG	FT	REB (O-T)	A	TO	BS	S	TP
Diane	18	4-11	1-2	1-4	1	0	1	0	11
Joseph	28	4-11	2-3	2-10	1	3	1	0	13
Mikalaukas	10	2-2	0-0	0-2	0	0	0	0	4
Jones	18	0-5	0-0	0-3	0	4	0	0	1
Singletary	33	6-11	8-8	1-2	8	6	0	0	21
Farrakhan	2	0-0	0-0	0-0	0	0	0	0	0
Baker	22	4-6	1-3	0-3	2	2	0	1	11
Tucker	8	0-0	0-0	0-0	1	0	0	0	0
Zeglinski	7	0-0	0-2	0-0	2	1	0	0	0
Sherrill	1	1-1	0-0	0-0	0	0	0	0	3
Burns	3	0-1	0-0	0-0	1	1	0	0	0
Scott	24	3-5	3-4	1-11	1	1	0	1	9
Harris	20	1-3	2-3	5-8	0	2	0	1	4
Meyinsse	6	0-0	0-0	2-3	0	1	0	0	0
Team				1-3					
Totals	200	25-56	17-25	13-49	17	21	2	4	76
		.446	.680						

3-Point Field Goals: (LU)--(10-26/.385) Williams (4-7), Bogan (3-7), Gee (1-1), Swecker (1-3), Giles (1-4), Robinson (0-1), Ryan (0-1), Barrett (0-2). (UVA)--(9-23/.391) Joseph (3-8), Baker (2-3), Diane (2-5), Sherrill (1-1), Singletary (1-3), Burns (0-1), Jones (0-2).

Longwood	22	35	57
Virginia	29	47	76
Attendance --	11,366		

Sean Singletary had 21 points and eight assists to lead Virginia to a 76-57 win over Longwood at John Paul Jones Arena. Adrian Joseph had his fourth double-double of the season, and his second in a row, with a 13-point, 10-rebound performance. Mamadi Diane and Calvin Baker added 11 points each, while Mike Scott came off the bench for nine points and a game-high 11 rebounds.

Longwood, in its first official season at the Division I level, stayed close in the first half. The Lancers drew within three points just before the break and trailed by just seven at halftime. The Cavaliers responded early in the second half, scoring 16 consecutive points to open a 50-30 lead with 11 minutes left to play. Virginia would extend its lead to as many as 26 in the second half.

Virginia out-rebounded the Lancers 49-31 in the contest. The Cavaliers shot 44.6 percent from the floor, including 39.1 percent from behind the arc. Longwood shot 38.5 percent from three-point range, but only 28.3 percent overall from the floor.

The Lancers were led by Kirk Williams, who scored 20 points. Ryan Bogan added 11 points for Longwood.

"I'm not looking at anything that I saw from a positive standpoint or an individual standpoint. If you have a flat tire on your car, does it matter if it's shiny?." - Dave Leitao

GAME #10 • DECEMBER 19, 2007

HAMPTON 65
AT VIRGINIA 79

HAMPTON (5-5)		FG		FT	REB		A	TO	BS	S	TP
Player	MP	FG	FT	(0-T)	A	TO	BS	S	TP		
Smalling	14	2-3	2-2	2-4	1	1	0	0	0	6	
Woodard	23	3-8	4-8	3-5	1	0	1	1	1	10	
Harrison	28	1-6	0-2	3-4	0	3	1	1	2		
West	34	6-17	1-2	0-3	4	3	0	0	4	13	
Brooks	25	2-7	0-0	1-1	3	0	0	0	0	4	
Pilgrim	12	0-2	0-0	0-3	1	1	1	0	0	0	
Simpson	29	7-14	2-2	1-4	1	2	0	1	22		
Turnell	2	0-0	0-0	0-0	0	0	0	0	0	0	
Freeman	27	1-4	3-5	2-5	0	2	0	1	5		
Ntoko	3	0-0	0-0	0-0	0	0	0	0	0	0	
Sumner	2	0-1	0-0	0-0	0	0	0	0	0	0	
Robinson	1	1-1	1-1	1-1	0	0	0	0	0	3	
Team				0-2							
Totals	200	23-63	13-22	13-32	11	12	3	8	65		
		.365	.591								

VIRGINIA (8-2)		FG		FT	REB		A	TO	BS	S	TP
Player	MP	FG	FT	(0-T)	A	TO	BS	S	TP		
Diane	18	0-5	0-0	0-1	3	1	0	0	0	0	
Joseph	31	7-11	1-3	0-3	1	4	0	2	19		
Scott	20	6-8	3-3	4-6	0	0	0	0	15		
Jones	14	2-7	2-2	1-2	2	1	0	0	6		
Singletary	32	2-6	6-7	3-4	4	7	0	1	12		
Farrakhan	5	1-3	0-0	0-0	1	0	0	0	2		
Baker	30	2-4	0-0	0-4	2	3	0	0	6		
Tucker	19	1-3	5-5	0-6	1	2	2	2	8		
Harris	9	0-2	2-2	2-3	1	2	0	0	2		
Meyinsse	22	4-7	1-3	3-9	1	1	0	0	9		
Team				1-4							
Totals	200	25-56	20-25	14-42	16	21	2	3	79		
		.446	.800								

3-Point Field Goals: (Hampton)--(6-20/.300) Simpson (6-11), Woodard (0-1), Harrison (0-1), Brooks (0-1), Pilgrim (0-1), Sumner (0-1), West (0-4). (UVA)--(9-22/.409) Joseph (4-7), Singletary (2-4), Baker (2-4), Tucker (1-2), Farrakhan (0-1), Diane (0-2), Jones (0-2).

Hampton 32 33 65
Virginia 36 43 79
Attendance -- 10,516

Technical Foul: Smalling (Hampton)

Adrian Joseph had 19 points on 7-11 shooting from the floor to lead Virginia to a 79-65 victory over Hampton at John Paul Jones Arena. Mike Scott, making his first career start, scored a career-high 15 points and Sean Singletary added 12 points for the Cavaliers, who improved to 8-2 on the season.

Jerome Meyinsse came off the bench for Virginia to tie his career high with nine points while grabbing a career-high nine rebounds.

Hampton led the game for most of the first half, but the Cavaliers went on an 11-2 run to end the period and take a 36-32 lead into intermission. In the second half, Virginia extended its lead to as many as 15 points.

The Cavaliers, who hadn't played in 12 days due to a break for final exams, shot 44.6 percent from the floor and 80.0 percent from the line. Virginia's 79 points were the most against Hampton this season. The Pirates entered the game ranked 13th nationally in scoring defense, allowing 55.9 points per game.

The Pirates shot 36.5 percent from the floor and 59.1 percent from the line.

Hampton was led by Vincent Simpson, who scored 22 points off the bench, 17 of which came in the first half. Rashad West and Adrian Woodard added 13 and 10 points respectively for the Pirates.

"We had enough depth with Mike (Scott) playing well and Jerome (Meyinsse) coming off the bench playing well. With guys like that contributing, we could win the game by enough of a margin that gives you an opportunity to be on the road to becoming a better team."
- Dave Leitao

GAME #11 • DECEMBER 22, 2007

ELON 61
AT VIRGINIA 91

ELON (5-7)		FG		FT	REB		A	TO	BS	S	TP
Player	MP	FG	FT	(0-T)	A	TO	BS	S	TP		
Atoyebi	32	5-11	3-5	3-7	0	2	0	0	13		
Grable	9	0-0	0-0	0-0	1	2	0	0	0		
Waters	26	0-1	0-0	0-3	1	2	0	0	0		
Watson	28	2-8	0-0	0-3	4	3	0	1	5		
James	32	4-11	2-2	0-6	2	4	0	1	13		
Carter	4	0-0	0-0	0-0	1	0	0	0	0		
Long	28	5-9	0-0	0-0	3	3	0	0	12		
Charlesworth	2	0-0	0-0	0-1	0	0	0	0	0		
Sanders	23	5-9	4-6	1-3	0	3	0	0	15		
Constantine	7	0-0	0-0	0-1	0	0	0	0	0		
Douglas	9	1-5	0-0	0-0	1	0	0	0	3		
Team				2-3							
Totals	200	22-54	9-13	6-27	12	20	0	2	61		
		.407	.692								

VIRGINIA (9-2)		FG		FT	REB		A	TO	BS	S	TP
Player	MP	FG	FT	(0-T)	A	TO	BS	S	TP		
Diane	30	4-8	1-2	0-0	1	1	0	2	9		
Joseph	23	6-12	3-4	1-2	2	0	0	2	16		
Scott	17	2-8	2-2	5-9	0	1	1	0	6		
Jones	22	4-8	2-2	0-4	0	1	0	0	10		
Singletary	28	5-7	7-9	0-5	8	3	0	3	20		
Farrakhan	7	1-2	0-0	0-0	0	2	0	0	2		
Baker	24	2-7	2-2	2-3	6	1	0	0	7		
Tucker	13	1-3	0-0	1-4	1	0	0	0	2		
Sherrill	2	0-0	0-0	0-1	1	0	0	0	0		
Burns	2	0-1	0-0	0-0	0	0	0	0	0		
Harris	11	2-3	1-2	0-5	0	0	0	0	7		
Meyinsse	21	5-5	2-4	1-2	1	0	0	1	12		
Team				2-3							
Totals	200	32-64	20-27	12-38	20	9	1	8	91		
		.500	.741								

3-Point Field Goals: (Elon)--(8-24/.333) James (3-7), Long (2-4), Sanders (1-2), Douglas (1-4), Watson (1-6), Waters (0-1). (UVA)--(7-24/.292) Singletary (3-4), Harris (2-3), Baker (1-3), Joseph (1-6), Farrakhan (0-1), Jones (0-2), Tucker (0-2), Diane (0-3).

Elon 34 27 61
Virginia 47 44 91
Attendance -- 11,626

Sean Singletary had 20 points and eight assists to lead Virginia to a 91-61 victory over Elon at John Paul Jones Arena. Adrian Joseph added 16 points (all in the second half), Jerome Meyinsse had a career-high 12 points, and Jeff Jones scored 10 points for the Cavaliers, who improved to 9-2 on the season.

Singletary scored 12 of his points in the first 11 minutes of the game, as the Cavaliers opened up a 30-14 lead midway through the first half. Virginia led 47-34 at halftime. Joseph scored his first 10 points of the game in the first four minutes after the break, helping Virginia extend the lead to 20 points early in the second half. The Cavaliers would increase the advantage to 30 points at the end of the game.

The Cavaliers shot 50.0 percent (32-64) from the floor and 74.1 percent (20-27) from the line as they scored at least 90 points for the fifth time this season. Elon shot 40.7 percent (22-54) from the floor and 69.2 percent (9-13) from the line.

Monty Sanders led Elon with 15 points off the bench. Ola Atoyebi and Brett James each had 13 points and Chris Long added 12 points for the Phoenix, who fell to 5-7 on the season.

"We did a much better overall job on both ends, playing together like we're supposed to play, and the score reflected that. I've been preaching the last few weeks about getting better and about getting rid of the stuff that's not good for our team and continuing to grow, and the last couple of days in practice really showed it."
- Dave Leitao

GAME #12 • DECEMBER 30, 2007

HARTFORD 70
AT VIRGINIA 78

HARTFORD (5-9)		FG		FT	REB		A	TO	BS	S	TP
Player	MP	FG	FT	(0-T)	A	TO	BS	S	TP		
Minor	22	1-2	3-4	4-6	0	2	1	1	5		
Estes	22	5-6	2-3	1-4	1	1	0	2	12		
Von Rosenberg	36	6-15	1-2	1-3	5	2	0	3	15		
Turner	38	1-7	1-2	3-7	3	3	0	4	4		
Zeglinski	36	5-17	2-5	2-2	4	1	0	1	15		
McLendon	22	3-10	1-5	2-10	1	2	0	0	7		
Torres	4	0-2	0-0	0-0	0	0	0	0	0		
Glowiak	9	3-6	0-0	0-1	0	0	0	0	9		
Bookman	2	0-0	0-0	0-0	0	1	0	0	0		
Sabia	9	1-5	0-0	1-1	0	0	0	0	3		
Team				3-6							
Totals	200	25-70	10-21	17-40	14	12	1	11	70		
		.357	.476								

VIRGINIA (10-2)		FG		FT	REB		A	TO	BS	S	TP
Player	MP	FG	FT	(0-T)	A	TO	BS	S	TP		
Diane	34	6-8	4-6	1-9	2	3	2	3	20		
Joseph	30	5-12	2-2	3-12	0	1	2	1	15		
Scott	20	2-2	1-3	1-4	1	2	0	2	5		
Jones	23	2-3	4-5	0-1	0	2	0	0	8		
Singletary	29	3-14	5-7	1-4	4	5	0	2	12		
Farrakhan	3	0-0	0-2	0-1	1	2	0	0	0		
Baker	27	4-10	2-4	2-4	4	2	0	0	12		
Soroye	3	0-0	1-2	1-2	0	2	0	0	1		
Pettinella	2	0-0	0-0	0-0	0	0	0	0	0		
Harris	10	1-2	0-1	0-1	0	0	0	0	2		
Tat	5	0-0	0-0	0-0	1	0	0	0	0		
Meyinsse	14	1-3	1-1	2-7	0	0	1	0	3		
Team				4-6							
Totals	200	24-54	20-33	15-51	13	19	5	8	78		
		.444	.606								

3-Point Field Goals: (HU)--(10-39/.256) Glowiak (3-5), Zeglinski (3-11), Von Rosenberg (2-8), Sabia (1-4), Turner (1-5), Torres (0-2), McLendon (0-4). (UVA)--(10-23/.435) Diane (4-5), Joseph (3-7), Baker (2-5), Singletary (1-5), Harris (0-1).

Hartford 28 42 70
Virginia 41 37 78
Attendance -- 11,647

Mamadi Diane scored 20 points and had a season-high nine rebounds to lead Virginia to a 78-70 victory over Hartford at John Paul Jones Arena. Diane made six of eight field goal attempts, including four of five from behind the arc. Adrian Joseph posted his fifth double-double of the season with his 15 point, 12 rebound performance, while Sean Singletary and Calvin Baker each added 12 points for the Cavaliers.

With the victory, Virginia (10-2) reached the 10-win mark for the first time before January since the 2000-01 season and won at least 10 non-conference games for the first time since the 2003-04 season.

Virginia jumped out to a double-digit lead midway through the first half during a 15-4 run, highlighted by three-pointers by Joseph, Diane, and Baker. The Cavaliers led by 13 points (41-28) at the break. Hartford cut into the lead in the second half, but could get no closer than four points.

The Cavaliers shot 44.4 percent from the floor and 60.6 percent from the line in the game. Hartford shot 35.7 percent from the floor and 47.6 percent from the line.

Hartford was led by Jaret Von Rosenberg and Joe Zeglinski, the older brother of Cavalier freshman guard Sammy Zeglinski, each with 15 points. Kevin Estes added 12 points for the Hawks, who fell to 5-9 on the season.

"We continue to be inconsistent enough that it doesn't allow us to put forth days and weeks and games together that we can grow from. You could attribute that to a number of different things, but the fact remains that we're not where we need to be as a group."
- Dave Leitao

GAME #13 - JANUARY 3, 2008

VIRGINIA												70
AT XAVIER												108
VIRGINIA (10-3)												REB
Player	MP	FG	FT	(0-1)	A	TO	BS	S	TP			
Joseph	18	2-7	0-0	2-3	2	1	0	0	6			
Scott	24	3-6	4-5	3-6	0	1	2	0	10			
Jones	6	1-1	0-0	0-1	0	1	0	0	2			
Diane	17	2-8	2-3	1-2	1	0	0	0	7			
Singletary	33	5-12	3-4	1-3	7	2	0	1	14			
Farrakhan	10	1-5	0-0	1-1	0	0	0	1	3			
Baker	25	2-7	3-4	0-2	3	2	0	2	7			
Tucker	13	1-2	0-0	0-1	0	1	1	1	2			
Soroye	5	0-1	0-0	1-1	0	0	0	0	0			
Sherrill	3	0-0	0-0	1-2	0	0	0	0	0			
Burns	4	0-0	1-2	0-1	0	0	0	0	1			
Pettinella	3	0-0	0-0	0-0	0	0	0	1	0			
Harris	16	2-5	1-2	2-4	0	1	0	0	6			
Tat	16	3-4	6-9	2-2	1	2	0	0	12			
Meynsse	7	0-0	0-0	0-0	0	1	0	0	0			
Team				1-1								
Totals	200	22-58	20-29	15-30	14	12	3	6	70			
		.379	.690									

XAVIER (11-3)

Player	MP	FG	FT	(0-1)	A	TO	BS	S	TP		
Brown	22	4-6	1-2	1-7	5	4	0	1	9		
Anderson	24	3-4	6-7	1-6	3	1	0	0	12		
Love	21	5-6	0-0	3-6	0	1	1	2	10		
Lavender	25	5-8	1-1	0-1	8	0	0	1	13		
Burrell	21	4-8	4-4	0-1	5	1	0	0	15		
Duncan	14	3-6	2-2	0-3	2	2	1	0	11		
Graves	19	3-3	0-0	0-0	2	0	0	0	8		
Bronson	9	4-5	3-3	2-3	0	1	0	0	11		
Raymond	19	4-6	0-0	0-0	1	1	1	0	12		
Duckett	5	0-1	0-0	0-1	0	0	0	1	0		
Jackson	15	2-4	1-2	0-2	0	1	1	1	7		
Hughes	6	0-1	0-0	0-1	1	1	1	0	0		
Team				1-1							
Totals	200	37-58	18-21	8-32	27	13	5	6	108		
		.638	.857								

3-Point Field Goals: (UVa)--(6-18/.333) Joseph (2-6), Harris (1-1), Farrakhan (1-2), Diane (1-3), Singletary (1-3), Tucker (0-1), Baker (0-2). (XU)--(16-26/.615) Raymond (4-5), Burrell (3-4), Duncan (3-4), Graves (2-2), Lavender (2-4), Jackson (2-4), Brown (0-1), Duckett (0-1), Hughes (0-1).

Virginia 30 40 70
Xavier 61 47 108
Attendance -- 10,073

Virginia ended the non-conference portion of its 2007-08 schedule with a 108-70 loss to Xavier at the Cintas Center. The Musketeers shot 63.8 percent in the game and made 16 3-pointers, the most ever allowed by the Cavaliers.

Virginia was led by Sean Singletary, who had 14 points and seven assists. Solomon Tat, appearing in his just his second game of the season, had a career-high 12 points off the bench while Mike Scott added 10 points and a team-high six rebounds.

Xavier jumped out to a 38-12 lead midway through the first half. The Musketeers made 11 3-pointers before the break and led 61-30 at intermission. In the second half, Xavier led by as many as 43 points before closing out the 38-point win.

The Cavaliers shot 37.9 percent from the floor and 69.0 percent from the line. In addition to their 37-58 (.638) performance from the floor, including 16-26 (.615) from behind the arc, the Musketeers shot 85.7 percent from the line.

Xavier had seven players score in double figures. Stanley Burrell had 15 points to lead the Musketeers. Fellow starters Drew Lavender (13 pts.), C.J. Anderson (12 pts.) and Jason Love (10 pts.) also scored in double figures, as did B.J. Raymond (12 pts.), Josh Duncan (11 pts.) and Charles Bronson (11 pts.) off the bench.

"That was a team that was very good and very ready against a team that wasn't very ready and isn't very good. First play we gave up a dunk and all five guys were in violation of where they were supposed to be and it went on from there." - Dave Leitao

GAME #14 - JANUARY 13, 2008

VIRGINIA												65
AT #9 DUKE												87
VIRGINIA (10-4-0-1)												REB
Player	MP	FG	FT	(0-1)	A	TO	BS	S	TP			
Diane	32	3-12	4-5	3-6	1	0	0	0	11			
Joseph	30	1-4	1-1	3-9	1	0	0	0	3			
Scott	9	1-4	0-0	2-3	0	3	1	1	2			
Baker	29	6-14	1-1	1-4	2	2	0	1	13			
Singletary	34	6-12	4-4	0-0	4	6	0	0	18			
Jones	4	0-0	0-0	0-1	0	3	0	0	0			
Farrakhan	4	0-0	0-1	0-0	0	1	0	0	0			
Tucker	18	4-7	0-0	2-5	1	1	1	0	9			
Pettinella	18	4-5	1-4	1-2	0	0	0	0	9			
Harris	1	0-0	0-0	0-0	0	0	0	0	0			
Tat	16	0-1	0-0	0-2	0	2	0	1	0			
Meynsse	5	0-0	0-0	0-0	0	0	0	0	0			
Team				0-1								
Totals	200	25-59	11-16	12-34	9	19	2	4	65			
		.424	.688									

DUKE (13-1-0-0)

Player	MP	FG	FT	(0-1)	A	TO	BS	S	TP		
Singler	22	6-11	0-0	3-6	2	4	0	1	13		
McClure	22	0-1	0-0	2-6	2	1	0	2	0		
Henderson	23	7-12	3-4	0-1	2	1	1	2	18		
Paulus	27	3-6	0-0	0-1	4	1	0	3	9		
Nelson	29	8-12	1-2	1-4	3	3	0	1	20		
Smith	18	3-6	2-2	0-2	4	1	0	0	8		
King	17	2-8	0-0	2-4	1	1	1	1	6		
Scheyer	27	5-9	1-2	1-2	3	0	1	1	12		
Davidson	1	0-0	0-0	0-0	0	0	0	0	0		
Thomas	14	0-2	1-2	1-5	0	0	0	1	1		
Team				2-4							
Totals	200	34-67	8-12	12-35	21	12	3	12	87		
		.507	.667								

3-Point Field Goals: (UVa)--(4-14/.286) Singletary (2-4), Tucker (1-3), Diane (1-5), Joseph (0-1), Baker (0-1). (Duke)--(11-31/.355) Nelson (3-4), Paulus (3-6), King (2-7), Henderson (1-3), Singler (1-4), Scheyer (1-4), Smith (0-3).

Virginia 31 34 65
Duke 43 44 87
Attendance -- 9,314

Virginia opened its conference season with an 87-65 loss at No. 9/7 Duke at Cameron Indoor Stadium. The setback marked the 12th time in the past 13 seasons the Cavaliers lost their ACC opener and snapped a four-game winning streak against teams ranked in The Associated Press poll.

Sean Singletary led the Cavaliers with 18 points and four assists. Calvin Baker, making the first start of his Virginia career, had 13 points, and Mamadi Diane added 11 points. Adrian Joseph grabbed a game-high nine rebounds.

Duke used a 13-2 run early in the first half to open a 12-point lead. The Blue Devils led by 12 at halftime. In the second half, Duke extended its lead to as many as 26 points before closing out the 22-point win.

The Cavaliers shot 42.4 percent from the floor and 68.8 percent from the line. Duke shot 50.7 percent from the floor and 66.7 percent from the line.

DeMarcus Nelson led Duke with 20 points. Gerald Henderson had 18 points, Kyle Singler scored 13 points, and Jon Scheyer added 12 points for the Blue Devils.

"We lost today to a very good team and usually as is the case—especially in this league and especially on the road—when you allow a good team to play to their strengths and you don't match it with the strengths that you may have, then the outcome is quite obvious." - Dave Leitao

GAME #15 - JANUARY 16, 2008

VIRGINIA TECH												70
AT VIRGINIA												69
VIRGINIA TECH (11-6-2-1)												REB
Player	MP	FG	FT	(0-1)	A	TO	BS	S	TP			
Allen	28	4-10	3-5	2-8	0	3	1	1	11			
Washington	38	4-11	2-6	3-4	1	0	1	1	11			
Vassallo	40	7-16	3-4	0-5	1	3	0	0	22			
Hudson	20	2-6	0-0	1-3	3	3	0	0	4			
Delaney	40	3-10	1-2	0-5	6	1	0	0	8			
Bell	7	2-4	0-0	1-1	0	0	0	0	5			
Thorns	27	1-6	0-0	1-4	1	3	0	1	2			
Witcher	4	0-1	0-0	1-1	0	0	0	0	0			
Thompson	8	1-5	3-4	3-3	0	2	0	1	5			
Diakite	13	1-1	0-0	2-5	0	0	1	0	2			
Team				2-8								
Totals	225	25-70	12-21	16-47	12	15	3	4	70			
		.357	.571									

VIRGINIA (10-5-0-2)

Player	MP	FG	FT	(0-1)	A	TO	BS	S	TP		
Diane	38	3-10	2-5	2-9	2	3	0	0	8		
Joseph	39	4-4	0-0	1-8	0	1	0	1	11		
Scott	21	1-6	1-2	0-5	0	1	0	0	3		
Baker	33	2-8	0-1	0-0	3	2	0	2	5		
Singletary	44	12-21	5-6	1-10	3	4	0	3	24		
Jones	11	0-2	2-2	1-1	0	0	0	0	2		
Tucker	12	0-1	0-0	2-3	1	1	2	0	0		
Pettinella	20	2-2	2-2	1-2	0	2	0	0	6		
Tat	3	0-0	0-0	0-0	0	0	0	0	0		
Meynsse	4	0-0	0-0	1-1	0	0	0	0	0		
Team				0-0							
Totals	225	24-63	12-18	9-39	9	14	2	6	69		
		.381	.667								

3-Point Field Goals: (VT)--(8-30/.267) Vassallo (5-11), Bell (1-2), Delaney (1-3), Washington (1-5), Allen (0-1), Hudson (0-4), Thorns (0-4). (UVa)--(9-25/.360) Singletary (5-7), Joseph (3-11), Baker (1-4), Tucker (0-1), Diane (0-2).

Virginia Tech 34 29 7 70
Virginia 38 25 6 69
Attendance -- 14,433

Deron Washington's layup as time expired gave Virginia Tech a 70-69 overtime victory over Virginia at John Paul Jones Arena. It was the Cavaliers' first conference loss at JPJA and was the Hokies' first win in Charlottesville since 1968.

Sean Singletary led the Cavaliers, posting his second double-double of the season with a season-high 34 points (12-21 FG, 5-7 3FG) and tying a career high with 10 rebounds. Singletary also moved into the top 10 on Virginia's career scoring, as he notched the fourth 30-point game of his career. Adrian Joseph added 11 points for the Cavaliers, who fell to 10-5 overall and 0-2 in the ACC.

The Hokies jumped out to an early lead, scoring the game's first nine points. Virginia rallied and took the lead midway through the first half. The Cavaliers led by four at the half, as Singletary scored 23 of his points before the break. The teams battled back and forth in the second half, ending regulation tied at 63-63. Virginia opened a 69-64 lead in overtime, but the Hokies scored the final six points of the night, capped by Washington's last second game-winner.

The Cavaliers shot 38.1 percent from the floor and 66.7 percent from the line. The Hokies shot 35.7 from the floor and 57.1 percent from the line.

A.D. Vassallo led the Hokies, who improved to 11-6 overall and 2-1 in the ACC, with 22 points. Washington added 11 points, as did Jeff Allen.

"Individual performances always are thrown out the window when you lose a game like this. And Sean played a great game. He always plays with a lot of heart and a lot of passion. To have this outcome when you put in a lot of effort like that is really disappointing." - Ryan Pettinella (on Sean Singletary)



GAME #16 - JANUARY 19, 2008

BOSTON COLLEGE	66
AT VIRGINIA	84

BOSTON COLLEGE (12-5/3-1)		REB		A		TO		BS		S		TP	
Player	MP	FG	FT	(0-1)	A	TO	BS	S	TP				
Roche	14	2-6	0-0	2-3	1	1	1	0	6				
Spears	30	5-10	3-6	6-11	1	2	1	0	13				
Blair	31	2-4	2-6	3-8	0	1	4	0	6				
Rice	40	6-16	6-10	1-6	6	4	0	0	20				
Sanders	29	3-14	0-0	2-3	0	2	0	1	7				
Paris	27	4-8	0-1	1-6	0	3	0	0	9				
Raji	11	1-3	0-1	0-1	2	1	0	0	2				
Oates	18	1-1	0-0	0-4	0	0	0	0	3				
Team													
Totals	200	24-62	11-24	16-43	10	14	6	1	66				
		.387	.458										

VIRGINIA (11-5/1-2)		REB		A		TO		BS		S		TP	
Player	MP	FG	FT	(0-1)	A	TO	BS	S	TP				
Diane	34	6-14	4-5	1-5	2	3	0	1	20				
Joseph	27	6-12	4-4	3-5	0	1	0	1	17				
Scott	6	0-2	2-2	2-3	0	0	0	0	2				
Baker	31	5-7	2-2	1-4	1	0	0	0	15				
Singletary	37	7-14	5-6	0-2	10	1	0	6	19				
Jones	12	1-4	0-0	1-1	0	1	0	0	2				
Tucker	19	1-7	0-0	1-7	2	0	0	1	3				
Pettinella	26	2-5	0-0	1-8	0	0	0	0	4				
Meynsse	8	1-2	0-2	0-3	0	0	0	0	2				
Team													
Totals	200	29-67	17-21	13-43	15	6	0	9	84				
		.433	.810										

3-Point Field Goals: (BC)--(7-24/.292) Roche (2-5), Rice (2-7), Oates (1-1), Paris (1-4), Sanders (1-6), Raji (0-1). (UVa)--(9-26/.346) Diane (4-10), Baker (3-4), Joseph (1-3), Tucker (1-5), Jones (0-1), Singletary (0-3).

Boston College	35	31	66
Virginia	35	49	84

Attendance -- 14,039

Sean Singletary had 19 points and 10 assists, posting his second consecutive double-double, to lead Virginia to its first ACC win of the season, an 84-66 victory over Boston College at John Paul Jones Arena.

Mamadi Diane had 20 points, Adrian Joseph had 17 points, and Calvin Baker added 15 points for the Cavaliers.

The first half remained close throughout, with neither team leading by more than six points. Singletary's layup in the final seconds tied the game at 35-35 at intermission, the eighth tie of the first half.

Virginia went on an 11-0 run early in the second half to take a double digit lead. Boston College never got closer than eight points the remainder of the night, with the Cavaliers eventually extending their lead to 18 points by the end of the game.

The Cavaliers shot 43.3 percent from the floor and 81.0 percent from the line. The Eagles shot 38.7 percent from the floor and 45.8 percent from the line.

Boston College was led by Tyrese Rice, who had 20 points and six assists. Shamari Spears had a double-double with 13 points and 11 rebounds for the Eagles, who suffered their first ACC loss of the season (3-1).

"We had a lot of confidence coming into the game and after we got over the hump, the first couple of minutes, we got some stops and everything that Coach Leitao has been saying all year was ringing true. Everybody got a little more confidence." - Sean Singletary

GAME #17 - JANUARY 23, 2008

VIRGINIA	67
AT FLORIDA STATE	69

VIRGINIA (11-6/1-3)		REB		A		TO		BS		S		TP	
Player	MP	FG	FT	(0-1)	A	TO	BS	S	TP				
Joseph	37	7-12	0-0	4-8	1	2	0	0	17				
Scott	15	2-6	1-2	1-3	0	0	0	1	5				
Baker	34	3-11	0-2	0-0	3	2	0	2	7				
Diane	37	6-12	4-4	2-5	0	1	0	1	21				
Singletary	33	4-11	2-2	2-3	7	5	0	1	11				
Jones	10	0-3	0-0	0-0	0	1	0	1	0				
Tucker	2	0-0	0-0	0-1	0	2	0	0	0				
Pettinella	12	1-1	0-0	1-3	0	2	0	0	2				
Harris	2	0-0	0-0	0-1	0	0	0	0	0				
Tat	4	0-2	0-0	0-0	0	0	0	1	0				
Meynsse	14	2-2	0-0	1-3	0	0	0	1	4				
Team													
Totals	200	25-60	7-10	14-33	11	15	0	8	67				
		.417	.700										

FLORIDA STATE (13-7/2-3)		REB		A		TO		BS		S		TP	
Player	MP	FG	FT	(0-1)	A	TO	BS	S	TP				
Echfeur	32	2-5	0-0	2-5	0	5	1	0	4				
Reid	28	1-1	2-4	1-3	2	3	2	2	4				
Mims	28	2-9	0-0	2-5	1	1	1	1	5				
Douglas	36	7-11	3-4	0-6	2	1	0	6	19				
Rich	28	5-9	5-6	3-4	2	5	0	0	17				
Demery	7	1-2	0-0	0-0	1	1	1	1	2				
Swann	26	4-11	5-8	0-3	3	1	0	1	16				
Vaughn	11	0-2	0-0	2-4	0	0	0	0	0				
Hoff	1	0-0	2-2	0-0	0	0	0	0	2				
Zitani	3	0-0	0-0	0-0	0	0	0	0	0				
Team													
Totals	200	22-50	17-24	11-32	10	17	5	11	69				
		.440	.708										

3-Point Field Goals: (UVa)--(10-29/.345) Diane (5-9), Joseph (3-7), Baker (1-5), Singletary (1-5), Tat (0-1), Jones (0-2). (FSU)--(8-21/.381) Swann (3-7), Rich (2-3), Douglas (2-5), Mims (1-6).

Virginia	28	39	67
Florida State	31	38	69

Attendance -- 7,314

Virginia had double digit leads in both halves, but couldn't hold on for its first ACC road win of the season, falling 69-67 at Florida State. The loss extended the Cavaliers' losing streak in the state of Florida to eight games.

Mamadi Diane scored a game-high 21 points for Virginia, marking the first time in his career he scored at least 20 points in consecutive games. Adrian Joseph added 17 points and Sean Singletary scored 11 points.

Virginia opened the game strong, taking a 12-2 lead four minutes into the contest. The Seminoles chipped away at the lead throughout the remainder of the first half and took a 31-28 lead into halftime. An 11-0 Cavalier run early in the second gave Virginia the lead again and UVa extended its advantage to 10 points with nine minutes to play. Florida State used a late 9-0 run to retake the lead, 62-60, with under two minutes remaining. The Seminoles made seven of 10 free throws in the final minute to seal the win.

The Cavaliers shot 41.7 percent from the floor and 70.0 percent from the line. Florida State shot 44.0 percent from the floor and 70.8 percent from the line.

Toney Douglas led the Seminoles with 19 points. Jason Rich and Isaiah Swann added 17 and 16 points respectively.

"I think this was a very typical game in this league where it comes down to a precious few possessions. We were up 10 and just had to hold the fort defensively, rebound and execute. We didn't do that, obviously." - Dave Leitao

GAME #18 - JANUARY 27, 2008

GEORGIA TECH	92	OT
AT VIRGINIA	82	

GEORGIA TECH (10-9/3-3)		REB		A		TO		BS		S		TP	
Player	MP	FG	FT	(0-1)	A	TO	BS	S	TP				
Lawal	22	5-7	5-12	3-6	2	1	2	0	15				
Smith	30	1-5	4-7	0-6	3	0	1	0	6				
Miller	18	5-8	0-0	1-5	4	1	0	0	11				
Bell	32	2-3	0-0	1-2	4	3	0	2	4				
Morrow	26	2-8	2-2	0-3	2	0	0	0	7				
Clinch	21	5-8	0-0	1-2	0	0	0	0	14				
Causey	26	6-11	4-6	0-2	5	4	0	1	18				
Storrs	12	1-2	0-0	0-1	0	0	0	0	3				
Peacock	23	5-10	2-2	2-8	0	1	2	0	12				
Aminu	15	1-3	0-0	0-2	0	0	1	0	2				
Team													
Totals	225	33-65	17-29	8-40	20	10	6	3	92				
		.508	.586										

VIRGINIA (11-7/1-4)		REB		A		TO		BS		S		TP	
Player	MP	FG	FT	(0-1)	A	TO	BS	S	TP				
Diane	42	5-17	3-5	7-8	0	1	1	0	16				
Joseph	33	5-11	1-2	1-9	3	1	0	0	13				
Scott	20	3-6	3-4	5-9	0	0	0	0	9				
Baker	32	6-13	1-2	1-4	1	3	0	1	16				
Singletary	41	5-19	1-2	1-4	8	4	0	3	11				
Jones	4	0-0	0-0	0-0	1	1	0	0	0				
Farrakhan	6	1-5	0-0	0-1	1	0	0	0	3				
Tucker	21	4-7	2-3	0-3	0	1	0	0	13				
Pettinella	21	0-0	1-2	0-2	0	1	0	0	1				
Tat	0+	0-0	0-0	0-0	0	0	0	0	0				
Meynsse	5	0-0	0-0	0-1	0	0	0	0	0				
Team													
Totals	225	29-78	12-20	18-48	14	12	1	4	82				
		.372	.600										

3-Point Field Goals: (GT)--(9-22/.409) Clinch (4-6), Causey (2-7), Storrs (1-2), Miller (1-3), Morrow (1-4). (UVa)--(12-36/.333) Tucker (3-5), Baker (3-7), Diane (3-9), Joseph (2-6), Farrakhan (1-3), Singletary (0-6).

Georgia Tech	38	38	16	92
Virginia	48	28	6	82

Attendance -- 14,138

Virginia had five players score in double figures for the first time this season, but it wasn't enough as the Cavaliers fell to Georgia Tech 92-82 in overtime at John Paul Jones Arena. It was the second conference loss at home this season for Virginia, both in overtime.

Calvin Baker tied his Virginia career high with 16 points and Mamadi Diane had 16 points as well for Virginia, who fell to 11-7, 1-4 in the ACC. Jamil Tucker scored a career-high 13 points and Adrian Joseph had 13 points and nine rebounds. Sean Singletary had 11 points, scoring in double figures for the 40th consecutive game.

In the first half Virginia shot well, especially from behind the arc, going 9-18 from 3-point range. The Cavaliers led by 10 (48-38) at the half. The Yellow Jackets answered by shooting over 50 percent from the floor in the second half and took a late two point lead. Singletary's layup with four seconds remaining tied it and when Matt Causey's 3-point attempt at the buzzer rattled out the teams went to overtime.

Causey scored 12 of his 18 points in the overtime period as Georgia Tech pulled away for the win.

The Cavaliers shot 37.2 percent from the floor and 60.0 percent from the line. The Yellow Jackets shot 50.8 percent from the floor and 58.6 percent from the line.

In addition to Causey, four other Yellow Jackets scored in double figures. Gani Lawal had 15 points, Lewis Clinch had 14 points, Zack Peacock had 12 points, and Maurice Miller had 11 points.

"Losing is frustrating period. No matter how you lose, by a little or by a lot. We just have to get over the hump. We have been in it, we have been up against just about everybody we have played. We cannot panic, we just have to go into practice and keep working hard." - Sean Singletary



CALVIN BAKER

#4

Sophomore • Guard • 6-2 • 186 • Newport News, Va. • Woodside H.S. • William & Mary

THIS SEASON:

- Is eligible to play this season after sitting out games in 2006-07 after transferring from William & Mary
- Has started the last five games
- Has scored in double figures in nine games this season
- Tied a UVa high with 16 points vs. Georgia Tech
- Had 15 points (5-7 FG, 3-4 3FG) vs. Boston College
- Made first start of the season at Duke and scored 13 points
- Scored 12 points vs. Hartford
- Had a UVa high six assists vs. Elon, which tied his career high at W&M
- Had a Virginia high 16 points (6-6 FG, 4-4 3FG) vs. Northwestern
- Scored 11 points vs. Drexel, the third time in his first four games he had 11 points
- Had five points and four assists at Arizona
- Had 11 points and tied a career-high (including W&M) with eight rebounds vs. Howard

2007-08 GAME-BY GAME:

Opponent	GP-GS	FG-FGA	3FG-3FGA	FT-FTA	Off-Def	Total	A	TO	Blk	Stl	PF	Min	Pts
Vermont	1-0	4-6	1-1	2-4	0-1	1	0	0	0	1	2	14	11
Howard	2-0	4-8	3-5	0-0	2-6	8	5	0	0	0	0	17	11
at Arizona	3-0	2-3	1-1	0-0	0-0	0	4	2	0	0	2	20	5
Drexel	4-0	5-9	1-3	0-0	0-1	1	1	1	0	1	0	26	11
at Penn	5-0	2-5	1-3	1-2	0-1	1	5	2	0	0	1	20	6
vs. Seton Hall	6-0	4-12	1-6	0-0	1-2	3	1	3	0	0	4	27	9
Northwestern	7-0	6-6	4-4	0-0	0-2	2	1	1	0	0	3	16	16
Syracuse	8-0	3-10	2-7	0-0	0-1	1	1	2	0	2	3	31	8
Longwood	9-0	4-6	2-3	1-3	0-3	3	2	2	0	1	2	22	11
Hampton	10-0	2-4	2-4	0-0	0-4	4	2	3	0	0	2	30	6
Elon	11-0	2-7	1-3	2-2	2-1	3	6	1	0	0	2	24	7
Hartford	12-0	4-10	2-5	2-4	2-2	4	4	2	0	0	1	27	12
at Xavier	13-0	2-7	0-2	3-4	0-2	2	3	2	0	2	3	25	7
at Duke	14-1	6-14	0-1	1-1	1-3	4	2	2	0	1	1	29	13
Virginia Tech	15-2	2-8	1-4	0-1	0-0	0	3	2	0	2	0	33	5
Boston College	16-3	5-7	3-4	2-2	1-3	4	1	0	0	0	1	31	15
at Florida State	17-4	3-11	1-5	0-2	0-0	0	3	2	0	2	3	34	7
Georgia Tech	18-5	6-13	3-7	1-2	1-3	4	1	3	0	1	3	32	16

SINGLE GAME BESTS (at Virginia)

POINTS

Season: 16 vs. N'western (11/27/07), vs. Ga Tech (1/27/08)
 Career: 16 vs. N'western (11/27/07), vs. Ga Tech (1/27/08)
 ACC: 16 vs. Georgia Tech (1/27/08)

REBOUNDS

Season: 8 vs. Howard (11/14/07)
 Career: 8 vs. Howard (11/14/07)
 ACC: 4 on three occasions

FG MADE

Season: 6 on three occasions
 Career: 6 on three occasions
 ACC: 6 at Duke (1/13/08), vs. Ga Tech (1/27/08)

FG ATTEMPTS

Season: 14 at Duke (1/13/08)
 Career: 14 at Duke (1/13/08)
 ACC: 14 at Duke (1/13/08)

3 PT FG MADE

Season: 4 vs. Northwestern (11/27/07)
 Career: 4 vs. Northwestern (11/27/07)
 ACC: 3 vs. BC (1/19/08), vs. Ga Tech (1/27/08)

3 PT FG ATTEMPTS

Season: 7 vs. Syracuse (12/5/07), vs. Ga Tech (1/27/08)
 Career: 7 vs. Syracuse (12/5/07), vs. Ga Tech (1/27/08)
 ACC: 7 vs. Georgia Tech (1/27/08)

FT MADE

Season: 3 at Xavier (1/3/08)
 Career: 3 at Xavier (1/3/08)
 ACC: 2 vs. Boston College (1/19/08)

FT ATTEMPTS

Season: 4 on three occasions
 Career: 4 on three occasions
 ACC: 2 on three occasions

ASSISTS

Season: 6 vs. Elon (12/22/07)
 Career: 6 vs. Elon (12/22/07)
 ACC: 3 vs. VT (1/16/08), at FSU (1/23/08)

TURNOVERS

Season: 3 on three occasions
 Career: 3 on three occasions
 ACC: 3 vs. Georgia Tech (1/27/08)

BLOCKS

Season: --
 Career: --
 ACC: --

STEALS

Season: 2 on four occasions
 Career: 2 on four occasions
 ACC: 2 vs. VT (1/16/08), at FSU (1/23/08)

MINUTES

Season: 34 at Florida State (1/23/08)
 Career: 34 at Florida State (1/23/08)
 ACC: 34 at Florida State (1/23/08)

CAREER STATISTICS (at Virginia)

Year	G-GS	Min-Avg.	FG-FGA	Pct.	3FG-3FGA	Pct.	FT-FTA	Pct.	Off-Def.	Reb-Avg.	PF-DQ	Ast	TO	Blk	Stl	Pts-Avg
2006-07	Did not play after transferring															
ACC																
2007-08	18-5	458-25.4	66-146	.452	29-68	.426	15-27	.556	10-35	45-2.5	33-0	45	30	0	13	176-9.8
ACC	5-5	159-31.8	22-53	.415	8-21	.381	4-8	.500	3-9	12-2.4	8-0	10	9	0	6	56-11.2
CAREER	18-5	458-25.4	66-146	.452	29-68	.426	15-27	.556	10-35	45-2.5	33-0	45	30	0	13	176-9.8
ACC	5-5	159-31.8	22-53	.415	8-21	.381	4-8	.500	3-9	12-2.4	8-0	10	9	0	6	56-11.2



ANDY BURNS

#31

Sophomore • Forward • 6-8 • 212 • Alexandria, Va. • Bishop Ireton H.S.

THIS SEASON:

- Scored his first two points of the season vs. Northwestern
- Had his first career assist at Penn
- Had two rebounds in two minutes of playing time in the season opener vs. Vermont
- Had one rebound and one assist in four minutes of action in the exhibition vs. Carson-Newman

SINGLE GAME BESTS

POINTS

Season: 2 vs. Northwestern (11/27/07)
 Career: 4 vs. UMES (11/26/06)
 ACC: --

REBOUNDS

Season: 2 vs. Vermont (11/11/07)
 Career: 3 vs. UMES (11/26/06)
 ACC: 1 at Virginia Tech (2/10/07)

FG MADE

Season: 1 vs. Northwestern (11/27/07)
 Career: 1 on three occasions
 ACC: --

FG ATTEMPTS

Season: 1 on five occasions
 Career: 2 vs. UMES (11/26/06), vs. Longwood (2/13/07)
 ACC: --

3 PT FG MADE

Season: --
 Career: 1 vs. Longwood (2/13/07)
 ACC: --

3 PT FG ATTEMPTS

Season: 1 vs. Longwood (12/7/07)
 Career: 1 on three occasions
 ACC: --

FT MADE

Season: 1 at Xavier (1/3/08)
 Career: 2 vs. UMES (11/26/06)
 ACC: --

FT ATTEMPTS

Season: 2 at Xavier (1/3/08)
 Career: 4 vs. UMES (11/26/06)
 ACC: --

ASSISTS

Season: 1 at Penn (11/23/07), vs. Longwood (12/7/07)
 Career: 1 at Penn (11/23/07), vs. Longwood (12/7/07)
 ACC: --

TURNOVERS

Season: 1 at Penn (11/23/07), vs. Longwood (12/7/07)
 Career: 1 on three occasions
 ACC: --

BLOCKS

Season: --
 Career: 1 vs. Longwood (2/13/07)
 ACC: --

STEALS

Season: --
 Career: --
 ACC: --

MINUTES


Season: 4 vs. Northwestern (11/27/07), at Xavier (1/3/08)
 Career: 7 vs. UMES (11/26/06)
 ACC: 1 vs. Miami (2/3/07), at Virginia Tech (2/10/07)

2007-08 GAME-BY GAME:

Opponent	GP-GS	FG-FGA	3FG-3FGA	FT-FTA	Off-Def	Total	A	TO	Blk	Stl	PF	Min	Pts
Vermont	1-0	0-0	0-0	0-0	1-1	2	0	0	0	0	1	2	0
Howard	2-0	0-1	0-0	0-0	0-0	0	0	0	0	0	0	2	0
at Arizona	DNP												
Drexel	DNP												
at Penn	3-0	0-1	0-0	0-0	1-0	1	1	1	0	0	1	2	0
vs. Seton Hall	DNP												
Northwestern	4-0	1-1	0-0	0-0	0-0	0	0	0	0	0	1	4	2
Syracuse	DNP												
Longwood	5-0	0-1	0-1	0-0	0-0	0	1	1	0	0	0	3	0
Hampton	DNP												
Elon	6-0	0-1	0-0	0-0	0-0	0	0	0	0	0	0	2	0
Hartford	DNP												
at Xavier	7-0	0-0	0-0	1-2	0-1	1	0	0	0	0	0	4	1
at Duke	DNP												
Virginia Tech	DNP												
Boston College	DNP												
at Florida State	DNP												
Georgia Tech	DNP												

CAREER STATISTICS

Year	G-GS	Min-Avg.	FG-FGA	Pct.	3FG-3FGA	Pct.	FT-FTA	Pct.	Off-Def.	Reb-Avg.	PF-DQ	Ast	TO	Blk	Stl	Pts-Avg
2006-07	13-0	20-1.5	2-4	.500	1-2	.500	2-8	.250	1-5	6-0.5	2-0	0	1	1	0	7-0.5
ACC	3-0	2-0.7	0-0	.000	0-0	.000	0-0	.000	0-1	1-0.3	0-0	0	0	0	0	0-0.0
2007-08	7-0	19-2.7	1-5	.200	0-1	.000	1-2	.500	2-2	4-0.6	3-0	2	2	0	0	3-0.4
ACC	0-0															
CAREER	20-0	39-2.0	3-9	.333	1-3	.333	3-10	.300	3-7	10-0.5	5-0	2	3	1	0	10-0.5
ACC	3-0	2-0.7	0-0	.000	0-0	.000	0-0	.000	0-1	1-0.3	0-0	0	0	0	0	0-0.0



MAMADI DIANE

#24

Junior • Guard/Forward • 6-5 • 201 • Potomac, Md. • DeMatha Catholic H.S.

THIS SEASON:

- Scored in double figures in 13 of 18 games this season
- Averaging 19 points and six rebounds a game in the last three games
- Had 16 points and eight rebounds in a career-high 42 minutes vs. Georgia Tech
- Scored 21 points at Florida State and 20 points vs. Boston College, the first time in his career he has scored at least 20 points in consecutive games
- Tied a season-high with nine rebounds vs. Virginia Tech
- Had 11 points and six rebounds at Duke
- Had 20 points, a season-high nine rebounds, three steals, two assists, and two blocks vs. Hartford
- Scored a season-high 22 points, including a career-high six 3-point FG vs. Northwestern
- Had 12 points and eight rebounds vs. Seton Hall
- Had 13 points, four rebounds and two steals at Penn
- Had 11 points and two rebounds vs. Drexel
- Scored nine points (3-3 3FG) and tied a career high with three blocks at Arizona
- Scored 14 points (5-8 FG, 4-7 3FG) against Howard
- Had 10 points and a team-high eight rebounds in the season opener vs. Vermont
- Had 19 points (8-10 FG), a game-high eight rebounds and four steals in the exhibition vs. Carson-Newman

2007-08 GAME-BY GAME:

Opponent	GP-GS	FG-FGA	3FG-3FGA	FT-FTA	Off-Def	Total	A	TO	Blk	Stl	PF	Min	Pts
Vermont	1-1	4-7	1-3	1-3	1-7	8	1	4	0	0	2	29	10
Howard	2-2	5-8	4-7	0-0	1-1	2	1	2	0	1	2	20	14
at Arizona	3-3	3-4	3-3	0-0	0-1	1	1	3	3	0	2	36	9
Drexel	4-4	3-7	2-4	3-4	2-0	2	0	3	0	0	3	28	11
at Penn	5-5	5-10	1-3	2-2	1-3	4	1	0	1	2	4	25	13
vs. Seton Hall	6-6	4-7	2-4	2-3	4-4	8	2	1	2	0	2	33	12
Northwestern	7-7	6-11	6-9	4-4	1-6	7	3	3	1	0	2	29	22
Syracuse	8-8	4-7	2-4	0-0	0-2	2	0	0	1	1	3	33	10
Longwood	9-9	4-11	2-5	1-2	1-3	4	1	0	1	0	1	18	11
Hampton	10-10	0-5	0-2	0-0	0-1	1	3	1	0	0	1	18	0
Elon	11-11	4-8	0-3	1-2	0-0	0	1	1	0	2	1	30	9
Hartford	12-12	6-8	4-5	4-6	1-8	9	2	3	2	3	3	34	20
at Xavier	13-13	2-8	1-3	2-3	1-1	2	1	0	0	0	1	17	7
at Duke	14-14	3-12	1-5	4-5	3-3	6	1	0	0	0	2	32	11
Virginia Tech	15-15	3-10	0-2	2-5	2-7	9	2	3	0	0	4	38	8
Boston College	16-16	6-14	4-10	4-5	1-4	5	2	3	0	1	4	34	20
at Florida State	17-17	6-12	5-9	4-4	2-3	5	0	1	0	1	2	37	21
Georgia Tech	18-18	5-17	3-9	3-5	7-1	8	0	1	1	0	2	42	16

SINGLE GAME BESTS

POINTS

Season: 22 vs. Northwestern (11/27/07)
 Career: 26 vs. Maryland (1/16/07)
 ACC: 26 vs. Maryland (1/16/07)

REBOUNDS

Season: 9 vs. Hartford (12/30/07), vs. Va Tech (1/16/08)
 Career: 11 vs. Hampton (12/16/06)
 ACC: 10 vs. Wake Forest (2/4/06)

FG MADE

Season: 6 on four occasions
 Career: 9 vs. Maryland (1/16/07)
 ACC: 9 vs. Maryland (1/16/07)

FG ATTEMPTS

Season: 17 vs. Georgia Tech (1/27/08)
 Career: 17 vs. Georgia Tech (1/27/08)
 ACC: 17 vs. Georgia Tech (1/27/08)

3 PT FG MADE

Season: 6 vs. Northwestern (11/27/07)
 Career: 6 vs. Northwestern (11/27/07)
 ACC: 5 at Florida State (1/23/08)

3 PT FG ATTEMPTS

Season: 10 vs. Boston College (1/19/08)
 Career: 10 vs. Boston College (1/19/08)
 ACC: 10 vs. Boston College (1/19/08)

FT MADE

Season: 4 on five occasions
 Career: 7 vs. Loyola (12/23/05), vs. UMES (11/26/06)
 ACC: 6 vs. Maryland (1/16/07)

FT ATTEMPTS

Season: 6 vs. Hartford (12/30/07)
 Career: 8 vs. Loyola (12/23/05)
 ACC: 7 vs. Maryland (1/16/07)

ASSISTS

Season: 3 vs. Northwestern (11/27/07), vs. Hampton (12/19/07)
 Career: 4 vs. Loyola (12/23/05)
 ACC: 3 on 3 occasions

TURNOVERS

Season: 4 vs. Vermont (11/11/07)
 Career: 5 vs. Morgan State (11/19/06)
 ACC: 4 vs. Virginia Tech (3/1/07)

BLOCKS

Season: 3 at Arizona (11/17/07)
 Career: 3 vs. Liberty (11/18/05), at Arizona (11/17/07)
 ACC: 2 on 4 occasions

STEALS


Season: 3 vs. Hartford (12/30/07)
 Career: 4 vs. Maryland (1/16/07)
 ACC: 4 vs. Maryland (1/16/07)

MINUTES

Season: 42 vs. Georgia Tech (1/27/08)
 Career: 42 vs. Georgia Tech (1/27/08)
 ACC: 42 vs. Georgia Tech (1/27/08)

CAREER STATISTICS

Year	G-GS	Min-Avg.	FG-FGA	Pct.	3FG-3FGA	Pct.	FT-FTA	Pct.	Off-Def.	Reb-Avg.	PF-DQ	Ast	TO	Blk	Stl	Pts-Avg
2005-06	30-11	668-22.3	65-193	.337	16-66	.242	35-43	.814	33-79	112-3.7	42-0	32	36	11	22	181-6.0
ACC	16-1	321-20.1	31-94	.330	7-36	.194	12-15	.800	20-39	59-3.7	22-0	17	17	3	10	81-5.1
2006-07	32-32	883-27.6	111-251	.442	42-120	.350	43-57	.754	34-78	112-3.5	61-3	38	42	13	26	307-9.6
ACC	16-16	446-27.9	49-132	.371	18-64	.281	18-27	.667	17-37	54-3.4	32-2	18	21	8	15	134-8.4
2007-08	18-18	533-29.6	73-166	.440	41-90	.456	37-53	.698	28-55	83-4.6	41-0	22	29	12	11	224-12.4
ACC	5-5	183-36.6	23-65	.354	13-35	.371	17-24	.708	15-18	33-6.6	14-0	5	8	1	2	76-15.2
CAREER	80-61	2084-26.1	249-610	.408	99-276	.359	115-153	.752	95-212	307-3.8	144-3	92	107	36	59	712-8.9
ACC	37-22	950-25.7	103-291	.354	38-135	.281	47-66	.712	52-94	146-3.9	68-2	40	46	12	27	291-7.9



MUSTAPHA FARRAKHAN

#2

Freshman • Guard • 6-4 • 175 • Harvey, Ill. • Thornton Township H.S.

THIS SEASON:

- Scored three points vs. Georgia Tech
- Had three points at Xavier
- Scored two points vs. Elon
- Had two points and an assist vs. Hampton
- Scored his first career points (4) in 10 minutes of action vs. Howard
- Made his Cavalier debut vs. Vermont, playing four minutes
- Had 13 points and five rebounds in the exhibition game against Carson-Newman

SINGLE GAME BESTS

POINTS

Season: 4 vs. Howard (11/14/07)
 Career: 4 vs. Howard (11/14/07)
 ACC: 3 vs. Georgia Tech (1/27/08)

REBOUNDS

Season: 2 on three occasions
 Career: 2 on three occasions
 ACC: 1 vs. Georgia Tech (1/27/08)

FG MADE

Season: 2 vs. Howard (11/14/07)
 Career: 2 vs. Howard (11/14/07)
 ACC: 1 vs. Georgia Tech (1/27/08)

FG ATTEMPTS

Season: 6 vs. Howard (11/14/07)
 Career: 6 vs. Howard (11/14/07)
 ACC: 5 vs. Georgia Tech (1/27/08)

3 PT FG MADE

Season: 1 at Xavier (1/3/08), vs. Ga Tech (1/27/08)
 Career: 1 at Xavier (1/3/08), vs. Ga Tech (1/27/08)
 ACC: 1 vs. Georgia Tech (1/27/08)

3 PT FG ATTEMPTS

Season: 3 vs. Georgia Tech (1/27/08)
 Career: 3 vs. Georgia Tech (1/27/08)
 ACC: 3 vs. Georgia Tech (1/27/08)

FT MADE

Season: --
 Career: --
 ACC: --

FT ATTEMPTS

Season: 2 vs. Hartford (12/30/07)
 Career: 2 vs. Hartford (12/30/07)
 ACC: 1 at Duke (1/13/08)

ASSISTS

Season: 1 on four occasions
 Career: 1 on four occasions
 ACC: 1 vs. Georgia Tech (1/27/08)

TURNOVERS

Season: 3 at Penn (11/23/07)
 Career: 3 at Penn (11/23/07)
 ACC: 1 at Duke (1/13/08)

BLOCKS

Season: --
 Career: --
 ACC: --

STEALS

Season: 1 vs. Howard (11/14/07), at Xavier (1/3/08)
 Career: 1 vs. Howard (11/14/07), at Xavier (1/3/08)
 ACC: --

MINUTES


Season: 10 on three occasions
 Career: 10 on three occasions
 ACC: 6 vs. Georgia Tech (1/27/08)

2007-08 GAME-BY GAME:

Opponent	GP-GS	FG-FGA	3FG-3FGA	FT-FTA	Off-Def	Total	A	TO	Blk	Stl	PF	Min	Pts
Vermont	1-0	0-2	0-0	0-0	0-0	0	0	0	0	0	1	4	0
Howard	2-0	2-6	0-1	0-0	1-1	2	1	0	0	1	2	10	4
at Arizona	3-0	0-0	0-0	0-0	0-0	0	0	0	0	0	0	2	0
Drexel	4-0	0-1	0-0	0-0	0-2	2	0	0	0	0	0	3	0
at Penn	5-0	0-2	0-2	0-0	0-2	2	0	3	0	0	0	10	0
vs. Seton Hall	DNP												
Northwestern	6-0	1-3	0-2	0-0	0-1	1	0	1	0	0	0	8	2
Syracuse	DNP												
Longwood	7-0	0-0	0-0	0-0	0-0	0	0	0	0	0	0	2	0
Hampton	8-0	1-3	0-1	0-0	0-0	0	1	0	0	0	0	5	2
Elon	9-0	1-2	0-1	0-0	0-0	0	0	2	0	0	0	7	2
Hartford	10-0	0-0	0-0	0-2	0-1	1	1	2	0	0	1	3	0
at Xavier	11-0	1-5	1-2	0-0	1-0	1	0	0	0	1	0	10	3
at Duke	12-0	0-0	0-0	0-1	0-0	0	0	1	0	0	0	4	0
Virginia Tech	DNP												
Boston College	DNP												
at Florida State	DNP												
Georgia Tech	13-0	1-5	1-3	0-0	0-1	1	1	0	0	0	0	6	3

CAREER STATISTICS

Year	G-GS	Min-Avg.	FG-FGA	Pct.	3FG-3FGA	Pct.	FT-FTA	Pct.	Off-Def.	Reb-Avg.	PF-DQ	Ast	TO	Blk	Stl	Pts-Avg
2007-08	13-0	74-5.7	7-29	.241	2-12	.167	0-3	.000	2-8	10-0.8	4-0	4	9	0	2	16-1.2
ACC	2-0	10-5.0	1-5	.200	1-3	.333	0-1	.000	0-1	1-0.5	0-0	1	1	0	0	3-1.5
CAREER	13-0	74-5.7	7-29	.241	2-12	.167	0-3	.000	2-8	10-0.8	4-0	4	9	0	2	16-1.2
ACC	2-0	10-5.0	1-5	.200	1-3	.333	0-1	.000	0-1	1-0.5	0-0	1	1	0	0	3-1.5



WILL HARRIS

#43

Sophomore • Forward/Guard • 6-6 • 245 • Corona, N.Y. • Brewster Academy

THIS SEASON:

- Had six points and four rebounds at Xavier
- Made a career-high two 3-point field goals and tied a season-high with seven points vs. Elon
- Had four points and tied his career-high with eight rebounds vs. Longwood
- Scored seven points (3-3 FG) vs. Syracuse
- Had four rebounds vs. Northwestern
- Had six points (3-6 FG) along with three rebounds at Penn
- Scored two points and had six rebounds vs. Howard
- Played two minutes in the season opener vs. Vermont

SINGLE GAME BESTS

POINTS

Season: 7 vs. Syracuse (12/5/07), vs. Elon (12/22/07)
 Career: 16 vs. Morgan State (11/19/06)
 ACC: 14 vs. NC State (12/3/06)

REBOUNDS

Season: 8 vs. Longwood (12/7/07)
 Career: 8 on three occasions
 ACC: 6 vs. NC State (12/3/06)

FG MADE

Season: 3 at Penn (11/23/07), vs. Syracuse (12/5/07)
 Career: 7 vs. Morgan State (11/19/06)
 ACC: 5 vs. NC State (12/3/06)

FG ATTEMPTS

Season: 6 at Penn (11/23/07)
 Career: 12 vs. Morgan State (11/19/06)
 ACC: 6 on 4 occasions

3 PT FG MADE

Season: 2 vs. Elon (12/22/07)
 Career: 2 vs. Elon (12/22/07)
 ACC: 1 on 6 occasions

3 PT FG ATTEMPTS

Season: 3 vs. Elon (12/22/07)
 Career: 3 vs. UMES (11/26/06), vs. Elon (12/22/07)
 ACC: 2 vs. NC State (12/3/06), vs. Miami (2/3/07)

FT MADE

Season: 2 on three occasions
 Career: 3 vs. Arizona (11/23/06), vs. NC State (12/3/06)
 ACC: 3 vs. NC State (12/3/06)

FT ATTEMPTS

Season: 3 vs. Longwood (12/7/07)
 Career: 4 on 3 occasions
 ACC: 4 vs. NC State (12/3/06), at Va. Tech (2/10/07)

ASSISTS

Season: 1 at Penn (11/23/07), vs. Hampton (12/19/07)
 Career: 4 vs. Gonzaga (1/3/07)
 ACC: 1 at Clemson (1/28/07), vs. Ga. Tech (2/24/07)

TURNOVERS

Season: 2 on three occasions
 Career: 5 vs. Morgan State (11/19/06)
 ACC: 3 vs. Maryland (1/16/07)

BLOCKS

Season: --
 Career: 2 vs. Longwood (2/13/07)
 ACC: 1 vs. Georgia Tech (2/24/07)

STEALS

Season: 1 on 3 occasions
 Career: 1 on 9 occasions
 ACC: 1 on 5 occasions

MINUTES


Season: 20 vs. Longwood (12/7/07)
 Career: 26 vs. Puerto Rico-Mayaguez (12/21/06)
 ACC: 22 at Virginia Tech (2/10/07)

2007-08 GAME-BY-GAME:

Opponent	GP-GS	FG-FGA	3FG-3FGA	FT-FTA	Off-Def	Total	A	TO	Blk	Stl	PF	Min	Pts
Vermont	1-0	0-1	0-0	0-0	0-0	0	0	0	0	0	0	2	0
Howard	2-0	1-2	0-0	0-0	1-5	6	0	2	0	0	1	9	2
at Arizona	3-0	0-1	0-0	0-0	0-0	0	0	1	0	0	1	2	0
Drexel	DNP												
at Penn	4-0	3-6	0-1	0-1	1-2	3	1	0	0	1	0	13	6
vs. Seton Hall	5-0	0-1	0-0	2-2	0-1	1	0	0	0	0	0	3	2
Northwestern	6-0	0-3	0-1	0-0	2-2	4	0	1	0	1	1	17	0
Syracuse	7-0	3-3	1-1	0-0	1-1	2	0	1	0	0	1	9	7
Longwood	8-0	1-3	0-0	2-3	5-3	8	0	2	0	1	0	20	4
Hampton	9-0	0-2	0-0	2-2	2-1	3	1	2	0	0	2	9	2
Elon	10-0	2-3	2-3	1-2	0-5	5	0	0	0	0	1	11	7
Hartford	11-0	1-2	0-1	0-1	0-1	1	0	0	0	0	1	10	2
at Xavier	12-0	2-5	1-1	1-2	2-2	4	0	1	0	0	2	16	6
at Duke	13-0	0-0	0-0	0-0	0-0	0	0	0	0	0	1	1	0
Virginia Tech	DNP												
Boston College	DNP												
at Florida State	14-0	0-0	0-0	0-0	0-1	1	0	0	0	0	0	2	0
Georgia Tech	DNP												

CAREER STATISTICS

Year	G-GS	Min-Avg.	FG-FGA	Pct.	3FG-3FGA	Pct.	FT-FTA	Pct.	Off-Def.	Reb-Avg.	PF-DQ	Ast	TO	Blk	Stl	Pts-Avg
2006-07	32-3	444-13.9	45-121	.372	9-36	.250	16-24	.667	39-64	103-3.2	48-0	13	31	9	6	115-3.6
ACC	16-0	189-11.8	22-53	.415	5-15	.333	8-13	.615	15-28	43-2.7	25-0	2	16	1	5	57-3.6
2007-08	14-0	124-8.9	13-32	.406	4-8	.500	8-13	.615	14-24	38-2.7	11-0	2	10	0	3	38-2.7
ACC	2-0	3-1.5	0-0	.000	0-0	.000	0-0	.000	0-1	1-0.5	1-0	0	0	0	0	0-0.0
CAREER	46-3	568-12.3	58-153	.379	13-44	.295	24-37	.649	53-88	141-3.1	59-0	15	41	9	9	153-3.3
ACC	18-0	192-10.7	22-53	.415	5-15	.333	8-13	.615	15-29	44-2.4	26-0	2	16	1	5	57-3.2



JEFF JONES

#1

Freshman • Guard • 6-4 • 193 • Chester, Pa. • Monsignor Bonner H.S.

THIS SEASON:

- Started the first 13 games this season
- Had eight points vs. Hartford
- Scored 10 points and had four rebounds vs. Elon
- Had eight points, five rebounds, and two assists vs. Northwestern
- Scored a career-high 15 points (5-7 3FG) at Arizona
- Had first career double-figure scoring game with 10 points vs. Howard
- Started the season opener vs. Vermont, his collegiate debut, and had eight points and six rebounds
- Had 12 points and six rebounds in a start in the exhibition against Carson-Newman

SINGLE GAME BESTS

POINTS

Season: 15 at Arizona (11/17/07)
 Career: 15 at Arizona (11/17/07)
 ACC: 2 vs. VT (1/16/08), 2 vs. BC (1/19/08)

REBOUNDS

Season: 6 vs. Vermont (11/11/07)
 Career: 6 vs. Vermont (11/11/07)
 ACC: 1 on three occasions

FG MADE

Season: 5 at Arizona (11/17/07)
 Career: 5 at Arizona (11/17/07)
 ACC: 1 vs. Boston College (1/19/08)

FG ATTEMPTS

Season: 9 vs. Howard (11/14/07)
 Career: 9 vs. Howard (11/14/07)
 ACC: 4 vs. Boston College (1/19/08)

3 PT FG MADE

Season: 5 at Arizona (11/17/07)
 Career: 5 at Arizona (11/17/07)
 ACC: --

3 PT FG ATTEMPTS

Season: 7 at Arizona (11/17/07)
 Career: 7 at Arizona (11/17/07)
 ACC: 2 at Florida State (1/23/08)

FT MADE

Season: 4 vs. N'western (11/27/07), vs. Hartford (12/30/07)
 Career: 4 vs. N'western (11/27/07), vs. Hartford (12/30/07)
 ACC: 2 vs. Virginia Tech (1/16/08)

FT ATTEMPTS

Season: 5 vs. N'western (11/27/07), vs. Hartford (12/30/07)
 Career: 5 vs. N'western (11/27/07), vs. Hartford (12/30/07)
 ACC: 2 vs. Virginia Tech (1/16/08)

ASSISTS

Season: 2 on three occasions
 Career: 2 on three occasions
 ACC: 1 vs. Georgia Tech (1/27/08)

TURNOVERS

Season: 4 vs. Longwood (12/7/07)
 Career: 4 vs. Longwood (12/7/07)
 ACC: 3 at Duke (1/13/08)

BLOCKS

Season: 1 on three occasions
 Career: 1 on three occasions
 ACC: --

STEALS

Season: 3 vs. Howard (11/14/07)
 Career: 3 vs. Howard (11/14/07)
 ACC: 1 at Florida State (1/23/08)

MINUTES


Season: 23 vs. Vermont (11/11/07), vs. Hartford (12/30/07)
 Career: 23 vs. Vermont (11/11/07), vs. Hartford (12/30/07)
 ACC: 12 vs. Boston College (1/19/08)

2007-08 GAME-BY GAME:

Opponent	GP-GS	FG-FGA	3FG-3FGA	FT-FTA	Off-Def	Total	A	TO	Blk	Stl	PF	Min	Pts
Vermont	1-1	3-4	0-0	2-3	1-5	6	1	0	1	0	0	23	8
Howard	2-2	4-9	0-2	2-4	2-1	3	2	2	1	3	1	21	10
at Arizona	3-3	5-8	5-7	0-0	0-1	1	0	3	0	0	3	21	15
Drexel	4-4	1-3	0-0	0-0	0-2	2	0	2	1	0	0	9	2
at Penn	5-5	0-1	0-1	2-4	0-0	0	1	1	0	0	4	9	2
vs. Seton Hall	6-6	2-7	0-1	0-0	1-1	2	0	2	0	0	2	18	4
Northwestern	7-7	2-8	0-2	4-5	0-5	5	2	0	0	0	2	21	8
Syracuse	8-8	2-4	0-1	0-0	1-0	1	1	2	0	1	2	12	4
Longwood	9-9	0-5	0-2	0-0	0-3	3	0	4	0	1	3	18	0
Hampton	10-10	2-7	0-2	2-2	1-1	2	2	1	0	0	1	14	6
Elon	11-11	4-8	0-2	2-2	0-4	4	0	1	0	0	0	22	10
Hartford	12-12	2-3	0-0	4-5	0-1	1	0	2	0	0	1	23	8
at Xavier	13-13	1-1	0-0	0-0	0-1	1	0	1	0	0	1	6	2
at Duke	14-13	0-0	0-0	0-0	0-1	1	0	3	0	0	0	4	0
Virginia Tech	15-13	0-2	0-0	2-2	1-0	1	0	0	0	0	0	11	2
Boston College	16-13	1-4	0-1	0-0	1-0	1	0	1	0	0	0	12	2
at Florida State	17-13	0-3	0-2	0-0	0-0	0	0	1	0	1	4	10	0
Georgia Tech	18-13	0-0	0-0	0-0	0-0	0	1	1	0	0	3	4	0

CAREER STATISTICS

Year	G-GS	Min-Avg.	FG-FGA	Pct.	3FG-3FGA	Pct.	FT-FTA	Pct.	Off-Def.	Reb-Avg.	PF-DQ	Ast	TO	Blk	Stl	Pts-Avg
2007-08	18-13	258-14.3	29-77	.377	5-23	.217	20-27	.741	8-26	34-1.9	27-0	10	27	3	6	83-4.6
ACC	5-0	41-8.2	1-9	.111	0-3	.000	2-2	1.000	2-1	3-0.6	7-0	1	6	0	1	4-0.8
CAREER	18-13	258-14.3	29-77	.377	5-23	.217	20-27	.741	8-26	34-1.9	27-0	10	27	3	6	83-4.6
ACC	5-0	41-8.2	1-9	.111	0-3	.000	2-2	1.000	2-1	3-0.6	7-0	1	6	0	1	4-0.8



ADRIAN JOSEPH

#30

Senior • Forward • 6-7 • 201 • San Fernando, Trinidad • Brewster Academy

THIS SEASON:

- Co-captain for the 2007-08 season
- Has had five double-doubles in points and rebounds this season
- Has had double figure rebounds in six games this season
- Had 13 points, nine rebounds, and tied a career-high with three assists vs. Georgia Tech
- Had 17 points and eight rebounds at Florida State
- Scored 17 points, all in the second half, vs. Boston College
- Had a double-double (15 pts, 12 rebs.) and tied a career-high with two blocks vs. Hartford
- Scored 16 points, all in the second half, against Elon
- Scored a team-high 19 points vs. Hampton on 7-11 FG (4-7 3FG)
- Had a double-double (13 points, 10 rebounds) vs. Longwood
- Had a double-double (19 points, 13 rebounds) vs. Syracuse
- Grabbed a career-high 16 rebounds vs. Seton Hall
- Had 23 points (one shy of his career high) and 11 rebounds at Penn to post his second consecutive double-double
- Posted his first career double-double with 11 points and 11 rebounds vs. Drexel
- Scored four points at Arizona, including two free throws in the final minute
- Had 19 points against Vermont in the season opener, tying career highs with five 3-point field goals and three assists

2007-08 GAME-BY GAME:

Opponent	GP-GS	FG-FGA	3FG-3FGA	FT-FTA	Off-Def	Total	A	TO	Blk	Stl	PF	Min	Pts
Vermont	1-1	7-11	5-8	0-0	0-6	6	3	1	1	0	2	31	19
Howard	2-2	2-10	1-5	0-0	1-4	5	1	0	0	2	0	22	5
at Arizona	3-3	1-2	0-1	2-2	2-1	3	1	1	0	1	2	22	4
Drexel	4-4	4-9	1-4	2-2	2-9	11	1	0	0	0	2	30	11
at Penn	5-5	7-14	5-7	4-5	5-6	11	0	2	1	1	2	24	23
vs. Seton Hall	6-6	2-7	2-5	0-0	5-11	16	1	5	1	0	1	28	6
Northwestern	7-7	3-9	2-5	0-0	1-4	5	0	0	1	3	1	18	8
Syracuse	8-8	8-18	3-10	0-0	4-9	13	2	5	0	0	2	38	19
Longwood	9-9	4-11	3-8	2-3	2-8	10	1	3	1	0	1	28	13
Hampton	10-10	7-11	4-7	1-3	0-3	3	1	4	0	2	3	31	19
Elon	11-11	6-12	1-6	3-4	1-1	2	2	0	0	2	1	23	16
Hartford	12-12	5-12	3-7	2-2	3-9	12	0	1	2	1	1	30	15
at Xavier	13-13	2-7	2-6	0-0	2-1	3	2	1	0	0	0	18	6
at Duke	14-14	1-4	0-1	1-1	3-6	9	1	0	0	0	0	30	3
Virginia Tech	15-15	4-13	3-11	0-0	1-7	8	0	1	0	1	1	39	11
Boston College	16-16	6-12	1-3	4-4	3-2	5	0	1	0	1	2	27	17
at Florida State	17-17	7-12	3-7	0-0	4-4	8	1	2	0	0	0	37	17
Georgia Tech	18-18	5-11	2-6	1-2	1-8	9	3	1	0	0	1	33	13

SINGLE GAME BESTS

POINTS

Season: 23 at Penn (11/23/07)
 Career: 24 vs. Loyola (12/23/05)
 ACC: 19 vs. Wake Forest (1/2/05)

REBOUNDS

Season: 16 vs. Seton Hall (11/24/07)
 Career: 16 vs. Seton Hall (11/24/07)
 ACC: 9 at Duke (1/13/08), vs. Ga Tech (1/27/08)

FG MADE

Season: 8 vs. Syracuse (12/5/07)
 Career: 9 vs. Loyola (12/23/05)
 ACC: 7 vs. Wake (1/2/05), at FSU (1/23/08)

FG ATTEMPTS

Season: 18 vs. Syracuse (12/5/07)
 Career: 18 vs. Syracuse (12/5/07)
 ACC: 13 vs. Virginia Tech (1/16/08)

3 PT FG MADE

Season: 5 vs. Vermont (11/11/07), at Penn (11/23/07)
 Career: 5 on four occasions
 ACC: 5 vs. Florida State (2/17/07)

3 PT FG ATTEMPTS

Season: 11 vs. Virginia Tech (1/16/08)
 Career: 11 vs. Virginia Tech (1/16/08)
 ACC: 11 vs. Virginia Tech (1/16/08)

FT MADE

Season: 4 at Penn (11/23/07), vs. BC (1/19/08)
 Career: 4 on four occasions
 ACC: 4 vs. Clemson (1/7/06), vs. BC (1/19/08)

FT ATTEMPTS

Season: 5 at Penn (11/23/07)
 Career: 5 at Penn (11/23/07)
 ACC: 4 on three occasions

ASSISTS

Season: 3 vs. Vermont (11/11/07), vs. Ga Tech (1/27/08)
 Career: 3 on 6 occasions
 ACC: 3 on three occasions

TURNOVERS

Season: 5 vs. Seton Hall (11/24/07), vs. Syracuse (12/5/07)
 Career: 5 on three occasions
 ACC: 3 vs. Virginia Tech (2/11/06)

BLOCKS

Season: 2 vs. Hartford (12/30/07)
 Career: 2 on six occasions
 ACC: 2 at NC State (2/1/06)

STEALS


Season: 3 vs. Northwestern (11/27/07)
 Career: 3 on three occasions
 ACC: 3 vs. Duke (1/16/05)

MINUTES

Season: 39 vs. Virginia Tech (1/16/08)
 Career: 40 vs. Virginia Tech (2/11/06)
 ACC: 40 vs. Virginia Tech (2/11/06)

CAREER STATISTICS

Year	G-GS	Min-Avg.	FG-FGA	Pct.	3FG-3FGA	Pct.	FT-FTA	Pct.	Off-Def.	Reb-Avg.	PF-DQ	Ast	TO	Blk	Stl	Pts-Avg
2004-05	23-6	322-14.0	37-93	.398	14-41	.341	9-13	.692	9-18	27-1.2	21-0	8	12	3	10	97-4.2
ACC	11-5	195-17.7	21-53	.396	12-26	.462	7-7	1.000	7-10	17-1.5	14-0	6	5	1	6	61-5.5
2005-06	30-19	857-28.6	103-256	.402	46-136	.338	31-42	.738	32-102	134-4.5	46-1	16	45	19	11	283-9.4
ACC	16-14	465-29.1	53-132	.402	25-74	.338	15-18	.833	14-60	74-4.6	21-0	9	20	7	5	146-9.1
2006-07	31-3	686-22.1	88-199	.442	42-121	.347	6-8	.750	33-76	109-3.5	39-0	29	26	7	11	224-7.2
ACC	16-0	308-19.3	37-92	.402	21-62	.339	0-0	.000	12-34	46-2.9	20-0	11	11	5	2	95-5.9
2007-08	18-18	509-28.3	81-185	.438	41-107	.383	22-28	.786	40-99	139-7.7	22-0	20	28	7	14	225-12.5
ACC	5-5	166-33.2	23-52	.442	9-28	.321	6-7	.857	12-27	39-7.8	4-0	5	5	0	2	61-12.2
CAREER	102-46	2374-23.3	309-733	.422	143-405	.353	68-91	.747	114-295	409-4.0	128-1	73	111	36	46	829-8.1
ACC	48-24	1134-23.6	134-329	.407	67-190	.353	28-32	.875	45-131	176-3.7	59-0	31	41	13	15	363-7.6



JEROME MEYINSSE

#55

Sophomore • Forward/Center • 6-8 • 245 • Baton Rouge, La. • McKinley H.S.

THIS SEASON:

- Had four points (ACC career high) and three rebounds at Florida State
- Had two points and three rebounds vs. Boston College
- Had three points, seven rebounds, and his first block of the season vs. Hartford
- Had a career-high 12 points with 5-5 FG shooting vs. Elon
- Scored nine points and grabbed a career-high nine rebounds vs. Hampton
- Had three rebounds vs. Longwood
- Scored two points vs. Howard and Northwestern
- Had four points and two rebounds in the season opener vs. Vermont
- Had seven points and seven rebounds in 14 minutes of action in the exhibition against Carson-Newman

SINGLE GAME BESTS

POINTS

Season: 12 vs. Elon (12/22/07)
 Career: 12 vs. Elon (12/22/07)
 ACC: 4 at Florida State (1/23/08)

REBOUNDS

Season: 9 vs. Hampton (12/19/07)
 Career: 9 vs. Hampton (12/19/07)
 ACC: 3 vs. BC (1/19/08), at FSU (1/23/08)

FG MADE

Season: 5 vs. Elon (12/22/07)
 Career: 5 vs. Elon (12/22/07)
 ACC: 2 at Florida State (1/23/08)

FG ATTEMPTS

Season: 7 vs. Hampton (12/19/07)
 Career: 7 vs. Hampton (12/19/07)
 ACC: 2 vs. BC (1/19/08), at FSU (1/23/08)

3 PT FG MADE

Season: --
 Career: --
 ACC: --

3 PT FG ATTEMPTS

Season: --
 Career: --
 ACC: --

FT MADE

Season: 2 vs. Elon (12/22/07)
 Career: 5 vs. UMES (11/26/06)
 ACC: --

FT ATTEMPTS

Season: 4 vs. Elon (12/22/07)
 Career: 6 vs. UMES (11/26/06)
 ACC: 2 vs. Boston College (1/19/08)

ASSISTS

Season: 1 vs. Hampton (12/19/07), vs. Elon (12/22/07)
 Career: 1 on three occasions
 ACC: --

TURNOVERS

Season: 2 vs. Vermont (11/11/07), at Penn (11/23/07)
 Career: 2 on three occasions
 ACC: --

BLOCKS

Season: 1 vs. Hartford (12/30/07)
 Career: 1 on three occasions
 ACC: --

STEALS

Season: 1 on three occasions
 Career: 2 vs. PR-Mayaguez (12/21/06)
 ACC: 1 at Florida State (1/23/08)

MINUTES

Season: 22 vs. Hampton (12/19/07)
 Career: 22 vs. Hampton (12/19/07)
 ACC: 14 at Florida State (1/23/08)

2007-08 GAME-BY-GAME:

Opponent	GP-GS	FG-FGA	3FG-3FGA	FT-FTA	Off-Def	Total	A	TO	Blk	Stl	PF	Min	Pts
Vermont	1-0	2-2	0-0	0-0	1-1	2	0	2	0	0	2	10	4
Howard	2-0	1-1	0-0	0-0	1-0	1	0	0	0	0	0	5	2
at Arizona	DNP												
Drexel	3-0	0-0	0-0	0-0	0-1	1	0	0	0	0	0	2	0
at Penn	4-0	0-0	0-0	0-0	1-0	1	0	2	0	1	2	4	0
vs. Seton Hall	DNP												
Northwestern	5-0	1-1	0-0	0-0	0-1	1	0	0	0	0	0	6	2
Syracuse	DNP												
Longwood	6-0	0-0	0-0	0-0	2-1	3	0	1	0	0	0	6	0
Hampton	7-0	4-7	0-0	1-3	3-6	9	1	1	0	0	4	22	9
Elon	8-0	5-5	0-0	2-4	1-1	2	1	0	0	1	4	21	12
Hartford	9-0	1-3	0-0	1-1	2-5	7	0	0	1	0	2	14	3
at Xavier	10-0	0-0	0-0	0-0	0-0	0	0	1	0	0	0	7	0
at Duke	11-0	0-0	0-0	0-0	0-1	1	0	0	0	0	1	5	0
Virginia Tech	12-0	0-0	0-0	0-0	1-0	1	0	0	0	0	2	4	0
Boston College	13-0	1-2	0-0	0-2	0-3	3	0	0	0	0	1	8	2
at Florida State	14-0	2-2	0-0	0-0	1-2	3	0	0	0	1	4	14	4
Georgia Tech	15-0	0-0	0-0	0-0	0-1	1	0	0	0	0	0	5	0

CAREER STATISTICS

Year	G-GS	Min-Avg.	FG-FGA	Pct.	3FG-3FGA	Pct.	FT-FTA	Pct.	Off-Def.	Reb-Avg.	PF-DQ	Ast	TO	Blk	Stl	Pts-Avg
2006-07	15-0	100-6.7	4-11	.364	0-0	.000	9-13	.692	3-17	20-1.3	15-0	1	4	2	2	17-1.1
ACC	4-0	8-2.0	0-1	.000	0-0	.000	0-0	.000	0-0	0-0.0	3-0	0	0	0	0	0-0.0
2007-08	15-0	133-8.9	17-23	.739	0-0	.000	4-10	.400	13-23	36-2.4	22-0	2	7	1	3	38-2.5
ACC	5-0	36-7.2	3-4	.750	0-0	.000	0-2	.000	2-7	9-1.8	8-0	0	0	0	1	6-1.2
CAREER	30-0	233-7.8	21-34	.618	0-0	.000	13-23	.565	16-40	56-1.9	37-0	3	11	3	5	55-1.8
ACC	9-0	44-4.9	3-5	.600	0-0	.000	0-2	.000	2-7	9-1.0	11-0	0	0	0	1	6-0.7



LAURYNAS MIKALAUSKAS

#11

Junior • Forward • 6-8 • 246 • Palanga, Lithuania • Blue Ridge School

THIS SEASON:

- Did not play in the last nine games due to injury
- Made first start of the season vs. Longwood and had four points
- Had seven points and tied his season high with six rebounds vs. Northwestern
- Tied a season high with eight points at Penn
- Had six points and a season-high six rebounds at Arizona
- Scored five points vs. Howard
- Had eight points and four rebounds in the season opener vs. Vermont

SINGLE GAME BESTS

POINTS

Season: 8 vs. Vermont (11/11/07), at Penn (11/23/07)
 Career: 14 vs. Liberty (11/18/05)
 ACC: 12 vs. Miami (1/24/06)

REBOUNDS

Season: 6 at Arizona (11/17/07), vs. Northwestern (11/27/07)
 Career: 12 vs. Virginia Tech (3/9/06)
 ACC: 12 vs. Virginia Tech (3/9/06)

FG MADE

Season: 3 at Arizona (11/17/07), at Penn (11/23/07)
 Career: 6 vs. Liberty (11/18/05)
 ACC: 5 vs. UNC (1/19/06), vs. Miami (1/24/06)

FG ATTEMPTS

Season: 6 at Penn (11/23/07)
 Career: 11 vs. Loyola (12/23/05)
 ACC: 9 vs. North Carolina (1/19/06)

3 PT FG MADE

Season: --
 Career: --
 ACC: --

3 PT FG ATTEMPTS

Season: --
 Career: 1 vs. Appalachian State (12/19/06)
 ACC: --

FT MADE

Season: 4 vs. Vermont (11/11/07)
 Career: 5 vs. Virginia Tech (3/9/06)
 ACC: 5 vs. Virginia Tech (3/9/06)

FT ATTEMPTS

Season: 6 vs. Vermont (11/11/07)
 Career: 8 vs. Virginia Tech (3/9/06), vs. Morgan St. (11/19/06)
 ACC: 8 vs. Virginia Tech (3/9/06)

ASSISTS

Season: 1 on three occasions
 Career: 3 vs. Miami (2/3/07)
 ACC: 3 vs. Miami (2/3/07)

TURNOVERS

Season: 1 vs. Vermont (11/11/07)
 Career: 4 vs. Liberty (11/18/05), vs. Hartford (12/31/05)
 ACC: 2 on seven occasions

BLOCKS

Season: 1 at Penn (11/23/07)
 Career: 2 on three occasions
 ACC: 2 vs. Boston College (2/21/06)

STEALS

Season: 1 at Arizona (11/17/07), vs. Drexel (11/20/07)
 Career: 1 on 14 occasions
 ACC: 1 on 5 occasions

MINUTES

Season: 23 at Arizona (11/17/07)
 Career: 34 at UNC (3/1/06), at Stanford (3/14/06)
 ACC: 34 at North Carolina (3/1/06)

2007-08 GAME-BY-GAME:

Opponent	GP-GS	FG-FGA	3FG-3FGA	FT-FTA	Off-Def	Total	A	TO	Blk	Stl	PF	Min	Pts
Vermont	1-0	2-2	0-0	4-6	2-2	4	0	1	0	0	2	19	8
Howard	2-0	2-3	0-0	1-4	1-0	1	0	0	0	0	3	14	5
at Arizona	3-0	3-4	0-0	0-0	1-5	6	0	0	0	1	1	23	6
Drexel	4-0	0-2	0-0	1-2	1-0	1	1	0	0	1	1	16	1
at Penn	5-0	3-6	0-0	2-3	2-0	2	1	0	1	0	1	12	8
vs. Seton Hall	6-0	1-1	0-0	1-2	2-1	3	1	0	0	0	4	14	3
Northwestern	7-0	2-2	0-0	3-4	2-4	6	0	0	0	0	2	12	7
Syracuse	8-0	1-3	0-0	1-1	0-1	1	0	0	0	0	1	21	3
Longwood	9-1	2-2	0-0	0-0	0-2	2	0	0	0	0	4	10	4
Hampton	DNP												
Elon	DNP												
Hartford	DNP												
at Xavier	DNP												
at Duke	DNP												
Virginia Tech	DNP												
Boston College	DNP												
at Florida State	DNP												
Georgia Tech	DNP												

CAREER STATISTICS

Year	G-GS	Min-Avg.	FG-FGA	Pct.	3FG-3FGA	Pct.	FT-FTA	Pct.	Off-Def.	Reb-Avg.	PF-DQ	Ast	TO	Blk	Stl	Pts-Avg
2005-06	30-12	709-23.6	79-139	.568	0-0	.000	27-50	.540	66-70	136-4.5	87-3	2	37	9	10	185-6.2
ACC	16-1	372-23.3	39-74	.527	0-0	.000	12-21	.571	35-33	68-4.3	50-2	1	16	4	4	90-5.6
2006-07	30-12	370-12.3	41-74	.554	0-1	.000	30-51	.588	30-30	60-2.0	54-1	13	16	7	2	112-3.7
ACC	14-10	176-12.6	19-35	.543	0-0	.000	8-15	.533	17-14	31-2.2	25-0	7	7	2	1	46-3.3
2007-08	9-1	141-15.7	16-25	.640	0-0	.000	13-22	.591	11-15	26-2.9	19-0	3	1	1	2	45-5.0
ACC	0-0															
CAREER	69-25	1220-17.7	136-238	.571	0-1	.000	70-123	.569	107-115	222-3.2	160-4	18	54	17	14	342-5.0
ACC	30-11	548-18.3	58-109	.532	0-0	.000	20-36	.556	52-47	99-3.3	75-2	8	23	6	5	136-4.5



RYAN PETTINELLA

#34

Senior • Forward/Center • 6-9 • 249 • Webster, N.Y. • McQuaid Jesuit H.S. • Penn

THIS SEASON:

- Had four points and a season-high eight rebounds in a career-high 26 minutes vs. BC
- Had six points and two rebounds vs. Virginia Tech
- Had a season-high nine points (4-5 FG) at Duke
- Did not play vs. Longwood, Hampton and Elon due to injury
- Started the first eight games of the season
- Had six points (3-3 FG) at Penn, his former school
- Had four rebounds at Arizona and vs. Drexel
- Scored five points and grabbed five rebounds (all offensive) vs. Howard
- Had four points, five rebounds, and a career-high two assists vs. Vermont
- Had four points and five rebounds in the exhibition against Carson-Newman

SINGLE GAME BESTS (at Virginia)

POINTS

Season: 9 at Duke (1/13/08)
 Career: 14 vs. Hampton (12/16/06)
 ACC: 9 at Duke (1/13/08)

REBOUNDS

Season: 8 vs. Boston College (1/19/08)
 Career: 10 vs. Hampton (12/16/06)
 ACC: 8 vs. Boston College (1/19/08)

FG MADE

Season: 4 at Duke (1/13/08)
 Career: 6 vs. Hampton (12/16/06)
 ACC: 4 at Duke (1/13/08)

FG ATTEMPTS

Season: 5 at Duke (1/13/08), vs. BC (1/19/08)
 Career: 6 vs. Hampton (12/16/06)
 ACC: 5 at Duke (1/13/08), vs. BC (1/19/08)

3 PT FG MADE

Season: --
 Career: --
 ACC: --

3 PT FG ATTEMPTS

Season: --
 Career: --
 ACC: --

FT MADE

Season: 2 vs. Virginia Tech (1/16/08)
 Career: 2 on three occasions
 ACC: 2 vs. Virginia Tech (1/16/08)

FT ATTEMPTS

Season: 4 at Duke (1/13/08)
 Career: 6 vs. Hampton (12/16/06)
 ACC: 4 at Duke (1/13/08)

ASSISTS

Season: 2 vs. Vermont (11/11/07)
 Career: 2 vs. Vermont (11/11/07)
 ACC: 1 vs. Georgia Tech (2/24/07)

TURNOVERS

Season: 2 on four occasions
 Career: 2 on four occasions
 ACC: 2 vs. VT (1/16/08), at FSU (1/23/08)

BLOCKS

Season: 1 vs. Howard (11/14/07), at Penn (11/23/07)
 Career: 1 on four occasions
 ACC: 1 at Wake Forest (3/3/07)

STEALS

Season: 1 at Arizona (11/17/07), at Xavier (1/3/08)
 Career: 1 on four occasions
 ACC: 1 vs. NC State (12/3/06)

MINUTES


Season: 26 vs. Boston College (1/19/08)
 Career: 26 vs. Boston College (1/19/08)
 ACC: 26 vs. Boston College (1/19/08)

2007-08 GAME-BY-GAME:

Opponent	GP-GS	FG-FGA	3FG-3FGA	FT-FTA	Off-Def	Total	A	TO	Blk	Stl	PF	Min	Pts
Vermont	1-1	2-3	0-0	0-2	2-3	5	2	1	0	0	3	9	4
Howard	2-2	2-3	0-0	1-2	5-0	5	0	1	1	0	1	21	5
at Arizona	3-3	0-1	0-0	0-2	1-3	4	0	0	0	1	4	17	0
Drexel	4-4	0-2	0-0	0-0	3-1	4	0	0	0	0	3	8	0
at Penn	5-5	3-3	0-0	0-2	1-1	2	0	2	1	0	4	11	6
vs. Seton Hall	6-6	0-1	0-0	0-2	2-0	2	0	0	0	0	2	11	0
Northwestern	7-7	0-0	0-0	0-0	1-1	2	0	2	0	0	0	10	0
Syracuse	8-8	0-0	0-0	0-0	1-0	1	0	0	0	0	0	3	0
Longwood	DNP												
Hampton	DNP												
Elon	DNP												
Hartford	9-8	0-0	0-0	0-0	0-0	0	0	0	0	0	2	2	0
at Xavier	10-8	0-0	0-0	0-0	0-0	0	0	0	0	1	1	3	0
at Duke	11-8	4-5	0-0	1-4	1-1	2	0	0	0	0	4	18	9
Virginia Tech	12-8	2-2	0-0	2-2	1-1	2	0	2	0	0	4	20	6
Boston College	13-8	2-5	0-0	0-0	1-7	8	0	0	0	0	4	26	4
at Florida State	14-8	1-1	0-0	0-0	1-2	3	0	2	0	0	4	12	2
Georgia Tech	15-8	0-0	0-0	1-2	0-2	2	0	1	0	0	3	21	1

CAREER STATISTICS (at Virginia)

Year	G-GS	Min-Avg.	FG-FGA	Pct.	3FG-3FGA	Pct.	FT-FTA	Pct.	Off-Def.	Reb-Avg.	PF-DQ	Ast	TO	Blk	Stl	Pts-Avg
2006-07	23-7	229-10.0	28-40	.700	0-0	.000	9-37	.243	30-28	58-2.5	47-0	1	7	2	2	65-2.8
ACC	10-0	82-8.2	6-7	.857	0-0	.000	3-11	.273	7-7	14-1.4	18-0	1	2	1	1	15-1.5
2007-08	15-8	192-12.8	16-26	.615	0-0	.000	5-18	.278	20-22	42-2.8	39-0	2	11	2	2	37-2.5
ACC	5-0	97-19.4	9-13	.692	0-0	.000	4-8	.500	4-13	17-3.4	19-0	0	5	0	0	22-4.4
CAREER	38-15	421-11.1	44-66	.667	0-0	.000	14-55	.255	50-50	100-2.6	86-0	3	18	4	4	102-2.7
ACC	15-0	179-11.9	15-20	.750	0-0	.000	7-19	.368	11-20	31-2.1	37-0	1	7	1	1	37-2.5



MIKE SCOTT

#32

Freshman • Forward • 6-8 • 233 • Chesapeake, Va. • Hargrave Military Academy

THIS SEASON:

- Has started the last nine games
- Had nine points and nine rebounds vs. Georgia Tech
- Had 10 points, six rebounds, and two blocks at Xavier
- Had six points and a game-high nine rebounds vs. Elon
- Scored a career-high 15 points and had six rebounds vs. Hampton, his first career start
- Had nine points and a game-high 11 rebounds vs. Longwood in a career-high 24 minutes
- Had four points and six rebounds vs. Syracuse
- Had eight points and four rebounds vs. Northwestern
- Recorded his first career double-double with 10 point, 13 rebound performance at Penn
- His 13 rebounds at Penn were the most by a Cavalier freshman since Travis Watson had 15 rebounds vs. NC State (1/12/2000)
- Had five points (5-6 FT) and five rebounds vs. Drexel
- Had seven points (3-4 FG) and six rebounds vs. Howard

2007-08 GAME-BY GAME:

Opponent	GP-GS	FG-FGA	3FG-3FGA	FT-FTA	Off-Def	Total	A	TO	Blk	Stl	PF	Min	Pts
Vermont	1-0	0-1	0-0	2-2	1-0	1	0	0	0	0	0	2	2
Howard	2-0	3-4	1-1	0-1	2-4	6	1	0	0	2	0	14	7
at Arizona	DNP												
Drexel	3-0	0-2	0-0	5-6	3-2	5	0	0	0	1	2	13	5
at Penn	4-0	3-5	0-1	4-4	4-9	13	1	0	0	3	3	19	10
vs. Seton Hall	5-0	0-1	0-0	1-2	2-2	4	0	0	0	0	2	15	1
Northwestern	6-0	3-5	0-0	2-2	3-1	4	0	0	0	1	1	13	8
Syracuse	7-0	1-3	0-0	2-2	3-3	6	0	0	1	0	0	15	4
Longwood	8-0	3-5	0-0	3-4	1-10	11	1	1	0	1	3	24	9
Hampton	9-1	6-8	0-0	3-3	4-2	6	0	0	0	0	3	20	15
Elon	10-2	2-8	0-0	2-2	5-4	9	0	1	1	0	0	17	6
Hartford	11-3	2-2	0-0	1-3	1-3	4	1	2	0	2	4	20	5
at Xavier	12-4	3-6	0-0	4-5	3-3	6	0	1	2	0	3	24	10
at Duke	13-5	1-4	0-0	0-0	2-1	3	0	3	1	1	3	9	2
Virginia Tech	14-6	1-6	0-0	1-2	0-5	5	0	1	0	0	4	21	3
Boston College	15-7	0-2	0-0	2-2	2-1	3	0	0	0	0	2	6	2
at Florida State	16-8	2-6	0-0	1-2	1-2	3	0	0	0	1	1	15	5
Georgia Tech	17-9	3-6	0-0	3-4	5-4	9	0	0	0	0	5	20	9

SINGLE GAME BESTS

POINTS

Season: 15 vs. Hampton (12/19/07)
 Career: 15 vs. Hampton (12/19/07)
 ACC: 9 vs. Georgia Tech (1/27/08)

REBOUNDS

Season: 13 at Penn (11/23/07)
 Career: 13 at Penn (11/23/07)
 ACC: 9 vs. Georgia Tech (1/27/08)

FG MADE

Season: 6 vs. Hampton (12/19/07)
 Career: 6 vs. Hampton (12/19/07)
 ACC: 3 vs. Georgia Tech (1/27/08)

FG ATTEMPTS

Season: 8 vs. Hampton (12/19/07), vs. Elon (12/22/07)
 Career: 8 vs. Hampton (12/19/07), vs. Elon (12/22/07)
 ACC: 6 on three occasions

3 PT FG MADE

Season: 1 vs. Howard (11/14/07)
 Career: 1 vs. Howard (11/14/07)
 ACC: --

3 PT FG ATTEMPTS

Season: 1 vs. Howard (11/14/07), at Penn (11/23/07)
 Career: 1 vs. Howard (11/14/07), at Penn (11/23/07)
 ACC: --

FT MADE

Season: 5 vs. Drexel (11/20/07)
 Career: 5 vs. Drexel (11/20/07)
 ACC: 3 vs. Georgia Tech (1/27/08)

FT ATTEMPTS

Season: 6 vs. Drexel (11/20/07)
 Career: 6 vs. Drexel (11/20/07)
 ACC: 4 vs. Georgia Tech (1/27/08)

ASSISTS

Season: 1 on four occasions
 Career: 1 on four occasions
 ACC: --

TURNOVERS

Season: 3 at Duke (1/13/08)
 Career: 3 at Duke (1/13/08)
 ACC: 3 at Duke (1/13/08)

BLOCKS

Season: 2 at Xavier (1/3/08)
 Career: 2 at Xavier (1/3/08)
 ACC: 1 at Duke (1/13/08)

STEALS


Season: 3 at Penn (11/23/07)
 Career: 3 at Penn (11/23/07)
 ACC: 1 at Duke (1/13/08), at FSU (1/23/08)

MINUTES

Season: 24 vs. Longwood (12/7/07), at Xavier (1/3/08)
 Career: 24 vs. Longwood (12/7/07), at Xavier (1/3/08)
 ACC: 21 vs. Virginia Tech (1/16/08)

CAREER STATISTICS

Year	G-GS	Min-Avg.	FG-FGA	Pct.	3FG-3FGA	Pct.	FT-FTA	Pct.	Off-Def.	Reb-Avg.	PF-DQ	Ast	TO	Blk	Stl	Pts-Avg
2007-08	17-9	267-15.7	33-74	.446	1-2	.500	36-46	.783	42-56	98-5.8	36-1	4	9	5	12	103-6.1
ACC	5-5	71-14.2	7-24	.292	0-0	.000	7-10	.700	10-13	23-4.6	15-1	0	4	1	2	21-4.2
CAREER	17-9	267-15.7	33-74	.446	1-2	.500	36-46	.783	42-56	98-5.8	36-1	4	9	5	12	103-6.1
ACC	5-5	71-14.2	7-24	.292	0-0	.000	7-10	.700	10-13	23-4.6	15-1	0	4	1	2	21-4.2



SEAN SINGLETARY

#44

Senior • Guard • 6-0 • 185 • Philadelphia, Pa. • The William Penn Charter School

THIS SEASON:

- Co-captain for the 2007-08 season, joining Donald Hand as the only three-year captains in Virginia history
- One of 30 midseason candidates for the John R. Wooden Award
- First-team Collegehoops.net preseason All-American
- Third-team CBSsportsline.com preseason All-American
- CollegeInsider.com preseason All-American
- Preseason Watch List for the Naismith Trophy presented by AT&T
- Bob Cousy Award presented by The Hartford (nation's top point guard) preseason list
- One of 30 candidates for the Lowe's Senior CLASS Award
- Preseason All-ACC
- No. 4 on Luke Winn's Top 15 Seniors on SI.com
- Had second consecutive double-double (4th of career, 3rd this season) with 19 points and 10 assists vs. Boston College
- Had double-double with 34 points and 10 rebounds vs. Virginia Tech
- Has had 20 or more points in a game 34 times in his career
- Had double-double with 14 points and career-high 10 assists vs. Northwestern
- ACC Player of the Week (11/19) after leading Virginia to wins over Howard and Arizona, his fourth career ACC Player of the Week honor

2007-08 GAME-BY GAME:

Opponent	GP-GS	FG-FGA	3FG-3FGA	FT-FTA	Off-Def	Total	A	TO	Blk	Stl	PF	Min	Pts
Vermont	1-1	4-9	1-2	10-12	1-4	5	6	6	0	4	2	31	19
Howard	2-2	9-16	3-6	2-2	3-1	4	8	5	0	1	2	30	23
at Arizona	3-3	6-19	1-6	11-11	0-4	4	8	5	0	1	4	36	24
Drexel	4-4	7-19	3-3	7-8	2-5	7	5	8	0	2	3	37	24
at Penn	5-5	4-12	1-3	7-7	1-1	2	4	5	0	1	2	28	16
vs. Seton Hall	6-6	7-20	2-9	7-7	1-6	7	7	5	0	0	4	37	23
Northwestern	7-7	5-9	3-6	1-1	0-2	2	10	2	0	2	1	27	14
Syracuse	8-8	3-14	2-7	2-8	0-5	5	9	3	0	2	2	35	10
Longwood	9-9	6-11	1-3	8-8	1-1	2	8	6	0	0	1	33	21
Hampton	10-10	2-6	2-4	6-7	3-1	4	4	7	0	1	3	32	12
Elon	11-11	5-7	3-4	7-9	0-5	5	8	3	0	3	2	28	20
Hartford	12-12	3-14	1-5	5-7	1-3	4	4	5	0	2	2	29	12
at Xavier	13-13	5-12	1-3	3-4	1-2	3	7	2	0	1	4	33	14
at Duke	14-14	6-12	2-4	4-4	0-0	0	4	6	0	0	4	34	18
Virginia Tech	15-15	12-21	5-7	5-6	1-9	10	3	4	0	3	3	44	34
Boston College	16-16	7-14	0-3	5-6	0-2	2	10	1	0	6	3	37	19
at Florida State	17-17	4-11	1-5	2-2	2-1	3	7	5	0	1	4	33	11
Georgia Tech	18-18	5-19	0-6	1-2	1-3	4	8	4	0	3	5	41	11

SINGLE GAME BESTS

POINTS

Season: 34 vs. Virginia Tech (1/16/08)
 Career: 37 vs. Gonzaga (1/3/07)
 ACC: 34 vs. Virginia Tech (1/16/08)

REBOUNDS

Season: 10 vs. Virginia Tech (1/16/08)
 Career: 10 vs. UNC (3/10/06), vs. Va Tech (1/16/08)
 ACC: 10 vs. UNC (3/10/06), vs. Va Tech (1/16/08)

FG MADE

Season: 12 vs. Virginia Tech (1/16/08)
 Career: 12 vs. Virginia Tech (1/16/08)
 ACC: 12 vs. Virginia Tech (1/16/08)

FG ATTEMPTS

Season: 21 vs. Virginia Tech (1/16/08)
 Career: 23 at Georgia Tech (12/4/05)
 ACC: 23 at Georgia Tech (12/4/05)

3 PT FG MADE

Season: 5 vs. Virginia Tech (1/16/08)
 Career: 7 vs. Gonzaga (1/3/07)
 ACC: 5 at NC State (1/24/07), vs. Va Tech (1/16/08)

3 PT FG ATTEMPTS

Season: 9 vs. Seton Hall (11/24/07)
 Career: 12 vs. Gonzaga (1/3/07), vs. Ga. Tech (2/24/07)
 ACC: 12 vs. Georgia Tech (2/24/07)

FT MADE

Season: 11 at Arizona (11/17/07)
 Career: 14 vs. Hampton (12/16/06)
 ACC: 12 vs. Maryland (1/16/07)

FT ATTEMPTS

Season: 12 vs. Vermont (11/11/07)
 Career: 16 vs. Hampton (12/16/06)
 ACC: 14 vs. Maryland (1/16/07)

ASSISTS

Season: 10 vs. N'western (11/27/07), vs. BC (1/19/08)
 Career: 10 vs. N'western (11/27/07), vs. BC (1/19/08)
 ACC: 10 vs. Boston College (1/19/08)

TURNOVERS

Season: 8 vs. Drexel (11/20/07)
 Career: 9 at Arizona (11/27/05), at Clemson (2/25/06)
 ACC: 9 at Clemson (2/25/06)

BLOCKS

Season: --
 Career: 2 vs. Auburn (12/3/04)
 ACC: 1 on three occasions

STEALS

Season: 6 vs. Boston College (1/19/08)
 Career: 6 on three occasions
 ACC: 6 vs. Boston College (1/19/08)

MINUTES

Season: 44 vs. Virginia Tech (1/16/08)
 Career: 45 vs. Maryland (2/19/05)
 ACC: 45 vs. Maryland (2/19/05)

CAREER STATISTICS

Year	G-GS	Min-Avg.	FG-FGA	Pct.	3FG-3FGA	Pct.	FT-FTA	Pct.	Off-Def.	Reb-Avg.	PF-DQ	Ast	TO	Blk	Stl	Pts-Avg
2004-05	29-29	866-29.9	101-262	.385	34-106	.321	69-89	.775	24-64	88-3.0	92-4	113	70	2	48	305-10.5
ACC	16-16	489-30.6	55-143	.385	19-57	.333	39-50	.780	13-28	41-2.6	55-3	59	28	0	22	168-10.5
2005-06	29-29	982-33.9	168-420	.400	51-147	.347	125-148	.845	34-94	128-4.4	65-0	121	104	3	54	512-17.7
ACC	16-16	553-34.6	97-250	.388	25-84	.298	59-67	.881	16-48	64-4.0	39-0	66	59	3	22	278-17.4
2006-07	32-32	1064-33.2	170-425	.400	79-203	.389	190-218	.872	36-111	147-4.6	81-1	151	100	1	38	609-19.0
ACC	16-16	552-34.5	88-216	.407	41-105	.390	66-80	.825	20-59	79-4.9	42-1	68	54	0	20	283-17.7
2007-08	18-18	605-33.6	100-245	.408	32-86	.372	93-111	.838	18-55	73-4.1	51-1	120	82	0	33	325-18.1
ACC	5-5	189-37.8	34-77	.442	8-25	.320	17-20	.850	4-15	19-3.8	19-1	32	20	0	13	93-18.6
CAREER	108-108	3517-32.6	539-1352	.399	196-542	.362	477-566	.843	112-324	436-4.0	289-6	505	356	6	173	1751-16.2
ACC	53-53	1783-33.6	274-686	.399	93-271	.343	181-217	.834	53-150	203-3.8	155-5	225	161	3	77	822-15.5



TUNJI SOROYE

#21

Senior • Center • 6-11 • 252 • Dugbe Ibadan, Nigeria • Montrose Christian School

THIS SEASON:

- Missed the last five games due to injury
- Made season debut vs. Hartford
- Had arthroscopic surgery on Nov. 8 to correct cartilage damage in his left knee and missed the first 11 games of the season
- Had six points, four rebounds, and four blocks in the exhibition against Carson-Newman

SINGLE GAME BESTS

POINTS

Season: 1 vs. Hartford (12/30/07)
 Career: 12 vs. Fordham (12/7/05)
 ACC: 6 on three occasions

REBOUNDS

Season: 2 vs. Hartford (12/30/07)
 Career: 11 vs. Maryland (2/6/07)
 ACC: 11 vs. Maryland (2/6/07)

FG MADE

Season: --
 Career: 4 vs. Fordham (12/7/05), vs. Albany (3/16/07)
 ACC: 3 vs. Florida State (1/11/06)

FG ATTEMPTS

Season: 1 at Xavier (1/3/08)
 Career: 8 vs. Albany (3/16/07)
 ACC: 5 vs. Florida State (1/11/06)

3 PT FG MADE

Season: --
 Career: --
 ACC: --

3 PT FG ATTEMPTS

Season: --
 Career: --
 ACC: --

FT MADE

Season: 1 vs. Hartford (12/30/07)
 Career: 4 on three occasions
 ACC: 4 vs. Clemson (1/7/06)

FT ATTEMPTS

Season: 2 vs. Hartford (12/30/07)
 Career: 6 vs. Fordham (12/7/05)
 ACC: 5 vs. Florida State (2/17/07)

ASSISTS

Season: --
 Career: 1 on 13 occasions
 ACC: 1 on eight occasions

TURNOVERS

Season: 2 vs. Hartford (12/30/07)
 Career: 4 at Virginia Tech (1/15/06)
 ACC: 4 at Virginia Tech (1/15/06)

BLOCKS

Season: --
 Career: 5 vs. Duke (3/11/05)
 ACC: 5 vs. Duke (3/11/05)

STEALS

Season: --
 Career: 2 on three occasions
 ACC: 2 vs. UNC (1/19/06), at FSU (2/18/06)

MINUTES


Season: 5 at Xavier (1/3/08)
 Career: 33 vs. Clemson (1/7/06)
 ACC: 33 vs. Clemson (1/7/06)

2007-08 GAME-BY-GAME:

Opponent	GP-GS	FG-FGA	3FG-3FGA	FT-FTA	Off-Def	Total	A	TO	Blk	Stl	PF	Min	Pts
Vermont	DNP												
Howard	DNP												
at Arizona	DNP												
Drexel	DNP												
at Penn	DNP												
vs. Seton Hall	DNP												
Northwestern	DNP												
Syracuse	DNP												
Longwood	DNP												
Hampton	DNP												
Elon	DNP												
Hartford	1-0	0-0	0-0	1-2	1-1	2	0	2	0	0	2	3	1
at Xavier	2-0	0-1	0-0	0-0	1-0	1	0	0	0	0	0	5	0
at Duke	DNP												
Virginia Tech	DNP												
Boston College	DNP												
at Florida State	DNP												
Georgia Tech	DNP												

CAREER STATISTICS

Year	G-GS	Min-Avg.	FG-FGA	Pct.	3FG-3FGA	Pct.	FT-FTA	Pct.	Off-Def.	Reb-Avg.	PF-DQ	Ast	TO	Blk	Stl	Pts-Avg
2004-05	21-2	120-5.7	4-10	.400	0-0	.000	4-7	.571	7-21	28-1.3	18-0	2	3	15	1	12-0.6
ACC	12-0	72-6.0	4-5	.800	0-0	.000	2-4	.500	4-12	16-1.3	14-0	2	2	8	1	10-0.8
2005-06	30-23	553-18.4	21-51	.412	0-0	.000	13-19	.684	36-70	106-3.5	88-7	4	38	37	10	55-1.8
ACC	16-16	290-18.1	9-26	.346	0-0	.000	6-9	.667	18-33	51-3.2	49-4	2	19	15	6	24-1.5
2006-07	28-11	391-14.0	18-35	.514	0-0	.000	24-39	.615	35-54	89-3.2	46-0	7	20	26	7	60-2.1
ACC	16-6	252-15.8	12-19	.632	0-0	.000	10-23	.435	27-30	57-3.6	29-0	4	10	14	2	34-2.1
2007-08	2-0	8-4.0	0-1	.000	0-0	.000	1-2	.500	2-1	3-1.5	2-0	0	2	0	0	1-0.5
ACC	0-0															
CAREER	81-36	1072-13.2	43-97	.443	0-0	.000	42-67	.627	80-146	226-2.8	154-7	13	63	78	18	128-1.6
ACC	44-22	614-14.0	25-50	.500	0-0	.000	18-36	.500	49-75	124-2.8	92-4	8	31	37	9	68-1.5



SOLOMON TAT

#45

Sophomore • Guard/Forward • 6-5 • 223 • Jos Plateau, Nigeria • Community Christian School

THIS SEASON:

- Had a career-high 12 points (3-4 FG, 6-9 FT) at Xavier
- Made season debut vs. Hartford
- Did not play in the first 11 games of the season due to injury

SINGLE GAME BESTS

POINTS

Season: 12 at Xavier (1/3/08)
 Career: 12 at Xavier (1/3/08)
 ACC: 8 at Virginia Tech (2/10/07)

REBOUNDS

Season: 2 at Xavier (1/3/08), at Duke (1/13/08)
 Career: 6 at Virginia Tech (2/10/07)
 ACC: 6 at Virginia Tech (2/10/07)

FG MADE

Season: 3 at Xavier (1/3/08)
 Career: 3 at Virginia Tech (2/10/07), at Xavier (1/3/08)
 ACC: 3 at Virginia Tech (2/10/07)

FG ATTEMPTS

Season: 4 at Xavier (1/3/08)
 Career: 9 at Virginia Tech (2/10/07)
 ACC: 9 at Virginia Tech (2/10/07)

3 PT FG MADE

Season: --
 Career: --
 ACC: --

3 PT FG ATTEMPTS

Season: 1 at Florida State (1/23/08)
 Career: 1 on four occasions
 ACC: 1 at UNC (1/10/07), at FSU (1/23/08)

FT MADE

Season: 6 at Xavier (1/3/08)
 Career: 6 at Xavier (1/3/08)
 ACC: 2 at BC (1/13/07), at Va. Tech (2/10/07)

FT ATTEMPTS

Season: 9 at Xavier (1/3/08)
 Career: 9 at Xavier (1/3/08)
 ACC: 2 at BC (1/13/07), at Va. Tech (2/10/07)

ASSISTS

Season: 1 vs. Hartford (12/30/07), at Xavier (1/3/08)
 Career: 5 vs. Gonzaga (1/3/07)
 ACC: 2 at Clemson (1/28/07), at Wake (3/3/07)

TURNOVERS

Season: 2 at Xavier (1/3/08), at Duke (1/13/08)
 Career: 2 on four occasions
 ACC: 2 vs. Maryland (1/16/07), at Duke (1/13/08)

BLOCKS

Season: --
 Career: 1 vs. Longwood (2/13/07)
 ACC: --

STEALS

Season: 1 at Duke (1/13/08), at FSU (1/23/08)
 Career: 2 vs. Stanford (1/7/07), vs. Md. (1/16/07)
 ACC: 2 vs. Maryland (1/16/07)

MINUTES


Season: 16 at Xavier (1/3/08), at Duke (1/13/08)
 Career: 23 at Virginia Tech (2/10/07)
 ACC: 23 at Virginia Tech (2/10/07)

2007-08 GAME-BY-GAME:

Opponent	GP-GS	FG-FGA	3FG-3FGA	FT-FTA	Off-Def	Total	A	TO	Blk	Stl	PF	Min	Pts
Vermont	DNP												
Howard	DNP												
at Arizona	DNP												
Drexel	DNP												
at Penn	DNP												
vs. Seton Hall	DNP												
Northwestern	DNP												
Syracuse	DNP												
Longwood	DNP												
Hampton	DNP												
Elon	DNP												
Hartford	1-0	0-0	0-0	0-0	0-0	0	1	0	0	0	0	5	0
at Xavier	2-0	3-4	0-0	6-9	2-0	2	1	2	0	0	1	16	12
at Duke	3-0	0-1	0-0	0-0	0-2	2	0	2	0	1	0	16	0
Virginia Tech	4-0	0-0	0-0	0-0	0-0	0	0	0	0	0	0	3	0
Boston College	DNP												
at Florida State	5-0	0-2	0-1	0-0	0-0	0	0	0	0	1	0	4	0
Georgia Tech	6-0	0-0	0-0	0-0	0-0	0	0	0	0	0	0	0+	0

CAREER STATISTICS

Year	G-GS	Min-Avg.	FG-FGA	Pct.	3FG-3FGA	Pct.	FT-FTA	Pct.	Off-Def.	Reb-Avg.	PF-DQ	Ast	TO	Blk	Stl	Pts-Avg
2006-07	20-0	165-8.3	14-40	.350	0-3	.000	12-19	.632	7-25	32-1.6	24-0	13	8	1	8	40-2.0
ACC	13-0	107-8.2	8-25	.320	0-1	.000	5-5	1.000	5-16	21-1.6	17-0	6	4	0	5	21-1.6
2007-08	6-0	44-7.3	3-7	.429	0-1	.000	6-9	.667	2-2	4-0.7	1-0	2	4	0	2	12-2.0
ACC	4-0	23-5.8	0-3	.000	0-1	.000	0-0	.000	0-2	2-0.5	0-0	0	2	0	2	0-0.0
CAREER	26-0	209-8.0	17-47	.362	0-4	.000	18-28	.643	9-27	36-1.4	25-0	15	12	1	10	52-2.0
ACC	17-0	130-7.6	8-28	.286	0-2	.000	5-5	1.000	5-18	23-1.4	17-0	6	6	0	7	21-1.2



JAMIL TUCKER

#12

Sophomore • Forward • 6-8 • 241 • Gary, Ind. • West Side H.S.

THIS SEASON:

- Scored a career-high 13 points vs. Georgia Tech
- Had a season-high seven rebounds and tied a career-high with two assists vs. BC
- Tied a career-high with two blocks vs. Virginia Tech
- Had nine points and five rebounds at Duke
- Did not play vs. Syracuse due to illness and vs. Hartford due to injury
- Had eight points, six rebounds, and tied a career-high with two blocks vs. Hampton
- Had a career-high two assists vs. Northwestern
- Scored eight points (3-4 FG) at Penn
- Had seven points and four rebounds vs. Drexel
- Had 12 points (on a career-high 5 FG) at Arizona
- Had five points and tied a career high with two blocks vs. Vermont
- Had 16 points (6-8 FG) in the exhibition against Carson-Newman

SINGLE GAME BESTS

POINTS

Season: 13 vs. Georgia Tech (1/27/08)
 Career: 13 vs. Georgia Tech (1/27/08)
 ACC: 13 vs. Georgia Tech (1/27/08)

REBOUNDS

Season: 7 vs. Boston College (1/19/08)
 Career: 9 at Boston College (1/13/07)
 ACC: 9 at Boston College (1/13/07)

FG MADE

Season: 5 at Arizona (11/17/07)
 Career: 5 at Arizona (11/17/07)
 ACC: 4 at Duke (1/13/08), vs. Ga Tech (1/27/08)

FG ATTEMPTS

Season: 7 on four occasions
 Career: 7 on four occasions
 ACC: 7 on three occasions

3 PT FG MADE

Season: 3 vs. Georgia Tech (1/27/08)
 Career: 3 on four occasions
 ACC: 3 on three occasions

3 PT FG ATTEMPTS

Season: 5 vs. BC (1/19/08), vs. Ga Tech (1/27/08)
 Career: 5 on five occasions
 ACC: 5 on three occasions

FT MADE

Season: 5 vs. Hampton (12/19/07)
 Career: 5 vs. Hampton (12/19/07)
 ACC: 3 vs. Maryland (1/16/07)

FT ATTEMPTS

Season: 5 vs. Hampton (12/19/07)
 Career: 5 vs. Hampton (12/19/07)
 ACC: 4 at BC (1/13/07), vs. Md. (1/16/07)

ASSISTS

Season: 2 vs. N'western (11/27/07), vs. BC (1/19/08)
 Career: 2 vs. N'western (11/27/07), vs. BC (1/19/08)
 ACC: 2 vs. Boston College (1/19/08)

TURNOVERS

Season: 2 on three occasions
 Career: 3 vs. Wake Forest (1/21/07)
 ACC: 3 vs. Wake Forest (1/21/07)

BLOCKS

Season: 2 on three occasions
 Career: 2 on four occasions
 ACC: 2 vs. Virginia Tech (1/16/08)

STEALS

Season: 1 at Xavier (1/3/08), vs. BC (1/19/08)
 Career: 1 on five occasions
 ACC: 1 at Miami (2/21/07), vs. BC (1/19/08)

MINUTES

Season: 21 at Arizona (11/17/07), vs. Ga Tech (1/27/08)
 Career: 23 at Boston College (1/13/07)
 ACC: 23 at Boston College (1/13/07)

2007-08 GAME-BY GAME:

Opponent	GP-GS	FG-FGA	3FG-3FGA	FT-FTA	Off-Def	Total	A	TO	Blk	Stl	PF	Min	Pts
Vermont	1-0	1-4	1-4	2-2	0-2	2	0	0	2	0	1	17	5
Howard	2-0	0-0	0-0	0-0	0-0	0	0	0	0	0	4	3	0
at Arizona	3-0	5-7	2-3	0-0	2-2	4	0	1	0	0	1	21	12
Drexel	4-0	3-4	1-1	0-0	0-4	4	0	2	0	0	1	19	7
at Penn	5-0	3-4	2-3	0-0	0-3	3	0	1	0	0	4	8	8
vs. Seton Hall	6-0	0-4	0-3	0-0	0-0	0	0	0	1	0	0	12	0
Northwestern	7-0	1-2	1-2	0-0	0-1	1	2	0	0	0	2	7	3
Syracuse	DNP												
Longwood	8-0	0-0	0-0	0-0	0-0	0	1	0	0	0	2	8	0
Hampton	9-0	1-3	1-2	5-5	0-6	6	1	2	2	0	4	19	8
Elon	10-0	1-3	0-2	0-0	1-3	4	1	0	0	0	3	13	2
Hartford	DNP												
at Xavier	11-0	1-2	0-1	0-0	0-1	1	0	1	1	1	4	13	2
at Duke	12-0	4-7	1-3	0-0	2-3	5	1	1	1	0	1	18	9
Virginia Tech	13-0	0-1	0-1	0-0	2-1	3	1	1	2	0	2	12	0
Boston College	14-0	1-7	1-5	0-0	1-6	7	2	0	0	1	2	19	3
at Florida State	15-0	0-0	0-0	0-0	0-1	1	0	2	0	0	0	2	0
Georgia Tech	16-0	4-7	3-5	2-3	0-3	3	0	1	0	0	4	21	13

CAREER STATISTICS

Year	G-GS	Min-Avg.	FG-FGA	Pct.	3FG-3FGA	Pct.	FT-FTA	Pct.	Off-Def.	Reb-Avg.	PF-DQ	Ast	TO	Blk	Stl	Pts-Avg
2006-07	29-0	291-10.0	32-73	.438	21-43	.488	15-27	.556	16-44	60-2.1	39-0	3	19	6	3	100-3.4
ACC	13-0	113-8.7	15-32	.469	11-19	.579	8-13	.615	7-20	27-2.1	20-0	0	9	0	1	49-3.8
2007-08	16-0	212-13.3	25-55	.455	13-35	.371	9-10	.900	8-36	44-2.8	35-0	9	12	9	2	72-4.5
ACC	5-0	72-14.4	9-22	.409	5-14	.357	2-3	.667	5-14	19-3.8	9-0	4	5	3	1	25-5.0
CAREER	45-0	504-11.2	57-128	.445	34-78	.436	24-37	.649	24-80	104-2.3	74-0	12	31	15	5	172-3.8
ACC	18-0	185-10.3	24-54	.444	16-33	.485	10-16	.625	12-34	46-2.6	29-0	4	14	3	2	74-4.1

VIRGINIA TEAM AND INDIVIDUAL HIGHS FOR THE 2007-08 SEASON:

TEAM		INDIVIDUAL	
Points:	100 vs. Penn (100-85)	Points:	34 Sean Singletary (Virginia Tech)
FG Att:	78 vs. Georgia Tech (29-78)	FG Att:	21 Sean Singletary (12-21, Virginia Tech)
FG Made:	37 vs. Howard (37-75)	FG Made:	12 Sean Singletary (12-21, Virginia Tech)
FG %:	54.7 vs. Vermont (29-53)	FG %: ⁽¹⁾	100.0 Calvin Baker (6-6, Northwestern)
3-FG Att:	36 vs. Georgia Tech (12-36)	3-FG Att:	11 Adrian Joseph (3-11, Virginia Tech)
3-FG Made:	16 vs. Northwestern (16-32)	3-FG Made:	6 Mamadi Diane (6-9, Northwestern)
3-FG %:	57.1 vs. Arizona (12-21)	3-FG %: ⁽²⁾	100.0 Calvin Baker (4-4, Northwestern)
FT Att:	34 vs. Vermont (23-34)	FT Att:	12 Sean Singletary (10-12 Vermont)
FT Made:	23 vs. Vermont (23-34)	FT Made:	11 Sean Singletary (11-11, Arizona)
FT %:	87.5 vs. Northwestern (14-16)	FT %: ⁽¹⁾	100.0 Sean Singletary (11-11, Arizona)
Rebounds:	56 vs. Penn	Rebounds:	16 Adrian Joseph (Seton Hall)
Assists:	24 vs. Howard	Assists:	10 Sean Singletary (Northwestern & Boston College)
Turnovers:	21 vs. Penn, Longwood, Hampton	Turnovers:	8 Sean Singletary (Drexel)
Blocks:	5 vs. Hartford	Blocks:	3 Mamadi Diane (Arizona)
Steals:	12 vs. Seton Hall	Steals:	6 Sean Singletary (Boston College)
Fouls:	30 vs. Penn		

OPPONENT TEAM AND INDIVIDUAL HIGHS FOR THE 2007-08 SEASON:

TEAM		INDIVIDUAL	
Points:	108 by Xavier (108-70)	Points:	25 Brian Laing (Seton Hall)
FG Att:	70 by Hartford (25-70), VT (25-70)	FG Att:	20 Brian Laing (10-20, Seton Hall)
FG Made:	37 by Xavier (37-58)	FG Made:	10 Brian Laing (10-20, Seton Hall)
FG %:	63.8 by Xavier (37-58)	FG %: ⁽¹⁾	83.3 Kevin Estes (5-6, Hartford), Jason Love (5-6, Xavier)
3-FG Att:	39 by Hartford (10-39)	3-FG Att:	11 Vincent Simpson (6-11, Hampton), A.D. Vassallo (5-11, VT)
3-FG Made:	16 by Xavier (16-26)	3-FG Made:	6 Vincent Simpson (6-11, Hampton)
3-FG %:	61.5 by Xavier (16-26)	3-FG %: ⁽²⁾	80.0 B. J. Raymond (4-5, Xavier)
FT Att:	40 by Penn (27-40)	FT Att:	12 Gani Lawal (5-12, Georgia Tech)
FT Made:	27 by Penn (27-40)	FT Made:	8 Harrison Gaines (8-11, Penn)
FT %:	90.9 by Syracuse (10-11)	FT %: ⁽¹⁾	100.0 Jonny Flynn (6-6, Syracuse)
Rebounds:	47 by Virginia Tech	Rebounds:	14 Paul Harris (Syracuse)
Assists:	27 by Xavier	Assists:	8 Harrison Gaines (Penn), Drew Lavender (Xavier)
Turnovers:	20 by Elon	Turnovers:	8 Randy Hampton (Howard)
Blocks:	6 by Boston College, GT	Blocks:	4 Tyrelle Blair (Boston College)
Steals:	12 by Duke	Steals:	6 Toney Douglas (Florida State)
Fouls:	26 by Hartford		

VIRGINIA AND OPPONENT TEAM LOWS FOR THE 2007-08 SEASON:

VIRGINIA		OPPONENT	
Points:	60 vs. Seton Hall (74-60)	Points:	52 by Northwestern (94-52)
FG Att:	49 vs. Arizona (25-49)	FG Att:	50 by Drexel (21-50), Florida State (22-50)
FG Made:	20 vs. Seton Hall (20-61)	FG Made:	17 by Longwood (17-60)
FG %:	32.8 vs. Seton Hall (20-61)	FG %:	28.3 by Longwood (17-60)
3-FG Att:	14 vs. Duke (4-14)	3-FG Att:	17 by Vermont (4-17), Arizona (8-17)
3-FG Made:	4 vs. Duke (4-14)	3-FG Made:	4 by Vermont (4-17)
3-FG %:	25.0 vs. Seton Hall (7-28)	3-FG %:	23.5 by Vermont (4-17)
FT Att:	10 vs. Florida State (7-10)	FT Att:	6 by Howard (4-6)
FT Made:	5 vs. Syracuse (5-11)	FT Made:	4 by Howard (4-6), Northwestern (4-15)
FT %:	45.5 vs. Syracuse (5-11)	FT %:	26.7 by Northwestern (4-15)
Rebounds:	27 vs. Arizona	Rebounds:	23 by Howard
Assists:	9 vs. Duke, Virginia Tech	Assists:	9 by Seton Hall
Turnovers:	6 vs. Boston College	Turnovers:	6 by Seton Hall
Blocks:	0 vs. Boston College, FSU	Blocks:	0 by Northwestern, Elon
Steals:	0 vs. Seton Hall	Steals:	1 by Boston College
Fouls:	15 vs. Syracuse, Elon	Fouls:	13 by Howard

(1) - Min. 5 made; (2) Min. 3 made

The Cavaliers' Record in 2007-08 when UVa...

leads at halftime	10-3
trails at halftime	0-4
tied at halftime	1-0
goes into overtime.....	0-2
leads by 10 or more points	11-2
trails by 10 or more points	0-4
shoots 50% or better.....	4-0
shoots less than 50%.....	7-7
shoots less than 45%.....	5-7
shoots less than 40 %.....	1-4
opponent shoots 50% or better.....	0-3
opponent shoots less than 50%	11-4
opponent shoots less than 45%	9-4
opponent shoots less than 40%	5-2
has higher FG% than opponent.....	10-1
has lower FG% than opponent.....	1-6
has same FG% as opponent	0-0
outrounds its opponent	10-3
is outrebounded by opponent.....	0-4
has same rebounds as opponent	1-0
has more offensive rebounds than opponent.....	8-5
has fewer offensive rebounds than opponent	3-1
has same offensive rebounds as opponent.....	0-1
has fewer turnovers than opponent	5-4
has more turnovers than opponent	6-3
has same turnovers as opponent	0-0
has fewer than 10 turnovers.....	2-0
opponent has fewer than 10 turnovers	0-1
shoots more FTs than opponent.....	9-2
shoots fewer FTs than opponent.....	2-4
shoots the same FTs as opponent.....	0-1
has game decided by 10 points or less	2-4
has game decided by 5 points or less	1-3
scores <60 points	0-0
scores 60-69 points.....	0-5
scores 70-79 points.....	5-1
scores 80-89 points.....	1-1
scores 90+ points	5-0
allows <60 points	5-0
allows 60-69 points.....	2-1
allows 70-79 points.....	3-3
allows 80-89 points.....	1-1
allows 90+ points	0-2

Virginia in its 11 wins

UVa's field goal percentage	47.2 (315-668)
UVa's free throw percentage	72.8 (190-261)
UVa's 3-point field goal percentage.....	42.9 (111-259)
UVa's offensive rebounds/game	14.5 (159)
UVa's rebounds/game.....	44.3 (487)
UVa's rebound margin/game	+14.5 (44.3-29.8)
UVa's assists/game	16.5 (181)
UVa's turnovers/game.....	15.8 (174)
UVa's points/game	84.6 (931)
Opponent's field goal percentage	39.3 (252-641)
Opponent's points/game	64.6 (711)
Opponent's turnovers/game.....	15.5 (170)
Opponent's free throw attempts/game.....	18.6 (205)

Virginia in its 7 losses

UVa's field goal percentage	38.6 (171-443)
UVa's free throw percentage	65.6 (80-122)
UVa's 3-point field goal percentage.....	32.4 (59-182)
UVa's offensive rebounds/game	14.4 (101)
UVa's rebounds/game.....	38.6 (270)
UVa's rebound margin/game	+0.3 (38.6-38.3)
UVa's assists/game	11.7 (82)
UVa's turnovers/game.....	14.3 (100)
UVa's points/game	68.7 (481)
Opponent's field goal percentage	46.1 (202-438)
Opponent's points/game	81.4 (570)
Opponent's turnovers/game.....	12.4 (87)
Opponent's free throw attempts/game.....	20.4 (143)

The Automated ScoreBook
Virginia Season Schedule/Results & Leaders (as of Jan 27, 2008)
All games

RECORD:	OVERALL	HOME	AWAY	NEUTRAL
ALL GAMES.....	(11-7)	(9-3)	(2-3)	(0-1)
CONFERENCE.....	(1-4)	(1-2)	(0-2)	(0-0)
NON-CONFERENCE.....	(10-3)	(8-1)	(2-1)	(0-1)

DATE	TIME	OPPONENT	SCORE	ATTEND	HIGH POINTS	HIGH REBOUNDS
11/11/07	2 p.m.	VERMONT	W 90-72	11893	(19)Adrian Joseph (19)Sean Singletary	(8)Mamadi Diane
11/14/07	7 p.m.	HOWARD	W 92-53	11162	(23)Sean Singletary	(8)Calvin Baker
11/17/07	8:30 p.m. MT	at Arizona	W 75-72	14602	(24)Sean Singletary	(6)Laurynas Mikalauskas
11/20/07	8 p.m.	DREXEL	W 72-58	10975	(24)Sean Singletary	(11)Adrian Joseph
11/23/07	9:30	at Penn	W 100-85		(23)Adrian Joseph	(13)Mike Scott
11/24/07	9:40 p.m.	vs Seton Hall	60-74 L	3871	(23)Sean Singletary	(16)Adrian Joseph
11/27/07	7 p.m.	NORTHWESTERN	W 94-52	12609	(22)Mamadi Diane	(7)Mamadi Diane
12/05/07	7:30 p.m.	SYRACUSE	68-70 L	13603	(19)Adrian Joseph	(13)Adrian Joseph
12/07/07	7 p.m.	LONGWOOD	W 76-57	11366	(21)Sean Singletary	(11)Mike Scott
12/19/07	7 p.m.	HAMPTON	W 79-65	10516	(19)Adrian Joseph	(9)Jerome Meyinsse
12/22/07	2 p.m.	ELON	W 91-61	11626	(20)Sean Singletary	(9)Mike Scott
12/30/07	3 p.m.	HARTFORD	W 78-70	11647	(20)Mamadi Diane	(12)Adrian Joseph
01/03/08	8:00 PM	at Xavier	70-108 L	10073	(14)Sean Singletary	(6)Mike Scott
01/13/08	8:08 PM	* at Duke	65-87 L	9314	(18)Sean Singletary	(9)Adrian Joseph
01/16/08	7 p.m.	* VIRGINIA TECH	69-70	LOT 14433	(34)Sean Singletary	(10)Sean Singletary
01/19/08	8 p.m.	* BOSTON COLLEGE	W 84-66	14039	(20)Mamadi Diane	(8)Ryan Pettinella
01/23/08	7:00 pm	* at Florida State	67-69 L	7314	(21)Mamadi Diane	(8)Adrian Joseph
01/27/08	4:30 p.m.	* GEORGIA TECH	82-92	LOT 14138	(16)Calvin Baker (16)Mamadi Diane	(9)Mike Scott (9)Adrian Joseph

* = Conference game

ATTENDANCE SUMMARY	GAMES	TOTALS	AVG/GAME
HOME.....	12	148007	12334
AWAY.....	5	41303	8261
NEUTRAL.....	1	3871	3871
TOTAL.....	18	193181	10732

The Automated ScoreBook
 Virginia Game-by-Game Points-Rebounds-Assists (as of Jan 27, 2008)
 All games

Opponent	Date	Score	01	02	04	11	12	13	21	22	24
-----	----	-----	-----	-----	-----	-----	-----	-----	-----	-----	-----
			WL JONES,JEF	FARRAKHAN BAKER,CAL	MIKALOUSK	TUCKER,JA	ZEGLINSKI	SOROYE,TU	SHERRILL, DIANE,MAM		
VERMONT	11/11/07	90-72	W 8- 6- 1	0- 0- 0	11- 1- 0	8- 4- 0	5- 2- 0	0- 1- 1	DNP	DNP	10- 8- 1
HOWARD	11/14/07	92-53	W 10- 3- 2	4- 2- 1	11- 8- 5	5- 1- 0	0- 0- 0	2- 1- 5	DNP	2- 0- 0	14- 2- 1
at Arizona	11/17/07	75-72	W 15- 1- 0	0- 0- 0	5- 0- 4	6- 6- 0	12- 4- 0	DNP	DNP	DNP	9- 1- 1
DREXEL	11/20/07	72-58	W 2- 2- 0	0- 2- 0	11- 1- 1	1- 1- 1	7- 4- 0	0- 1- 3	DNP	DNP	11- 2- 0
at Penn	11/23/07	100-85	W 2- 0- 1	0- 2- 0	6- 1- 5	8- 2- 1	8- 3- 0	0- 2- 2	DNP	2- 0- 0	13- 4- 1
vs Seton Hall	11/24/07	60-74	L 4- 2- 0	DNP	9- 3- 1	3- 3- 1	0- 0- 0	0- 1- 0	DNP	DNP	12- 8- 2
NORTHWESTERN	11/27/07	94-52	W 8- 5- 2	2- 1- 0	16- 2- 1	7- 6- 0	3- 1- 2	2- 2- 2	DNP	0- 0- 0	22- 7- 3
SYRACUSE	12/05/07	68-70	L 4- 1- 1	DNP	8- 1- 1	3- 1- 0	DNP	3- 1- 0	DNP	DNP	10- 2- 0
LONGWOOD	12/07/07	76-57	W 0- 3- 0	0- 0- 0	11- 3- 2	4- 2- 0	0- 0- 1	0- 0- 2	DNP	3- 0- 0	11- 4- 1
HAMPTON	12/19/07	79-65	W 6- 2- 2	2- 0- 1	6- 4- 2	DNP	8- 6- 1	DNP	DNP	DNP	0- 1- 3
ELON	12/22/07	91-61	W 10- 4- 0	2- 0- 0	7- 3- 6	DNP	2- 4- 1	DNP	DNP	0- 1- 1	9- 0- 1
HARTFORD	12/30/07	78-70	W 8- 1- 0	0- 1- 1	12- 4- 4	DNP	DNP	DNP	1- 2- 0	DNP	20- 9- 2
at Xavier	01/03/08	70-108	L 2- 1- 0	3- 1- 0	7- 2- 3	DNP	2- 1- 0	DNP	0- 1- 0	0- 2- 0	7- 2- 1
at Duke	01/13/08	65-87	L 0- 1- 0	0- 0- 0	13- 4- 2	DNP	9- 5- 1	DNP	DNP	DNP	11- 6- 1
VIRGINIA TECH	01/16/08	69-70	OL 2- 1- 0	DNP	5- 0- 3	DNP	0- 3- 1	DNP	DNP	DNP	8- 9- 2
BOSTON COLLEGE	01/19/08	84-66	W 2- 1- 0	DNP	15- 4- 1	DNP	3- 7- 2	DNP	DNP	DNP	20- 5- 2
at Florida State	01/23/08	67-69	L 0- 0- 0	DNP	7- 0- 3	DNP	0- 1- 0	DNP	DNP	DNP	21- 5- 0
GEORGIA TECH	01/27/08	82-92	OL 0- 0- 1	3- 1- 1	16- 4- 1	DNP	13- 3- 0	DNP	DNP	DNP	16- 8- 0

Opponent	Date	Score	30	31	32	34	43	44	45	55
-----	----	-----	-----	-----	-----	-----	-----	-----	-----	-----
			WL JOSEPH,AD	BURNS,AND	SCOTT,MIK	PETTINELL	HARRIS,WI	SINGLESTAR	TAT,SOLOM	MEYINSSE,
VERMONT	11/11/07	90-72	W 19- 6- 3	0- 2- 0	2- 1- 0	4- 5- 2	0- 0- 0	19- 5- 6	DNP	4- 2- 0
HOWARD	11/14/07	92-53	W 5- 5- 1	0- 0- 0	7- 6- 1	5- 5- 0	2- 6- 0	23- 4- 8	DNP	2- 1- 0
at Arizona	11/17/07	75-72	W 4- 3- 1	DNP	DNP	0- 4- 0	0- 0- 0	24- 4- 8	DNP	DNP
DREXEL	11/20/07	72-58	W 11-11- 1	DNP	5- 5- 0	0- 4- 0	DNP	24- 7- 5	DNP	0- 1- 0
at Penn	11/23/07	100-85	W 23-11- 0	0- 1- 1	10-13- 1	6- 2- 0	6- 3- 1	16- 2- 4	DNP	0- 1- 0
vs Seton Hall	11/24/07	60-74	L 6-16- 1	DNP	1- 4- 0	0- 2- 0	2- 1- 0	23- 7- 7	DNP	DNP
NORTHWESTERN	11/27/07	94-52	W 8- 5- 0	2- 0- 0	8- 4- 0	0- 2- 0	0- 4- 0	14- 2-10	DNP	2- 1- 0
SYRACUSE	12/05/07	68-70	L 19-13- 2	DNP	4- 6- 0	0- 1- 0	7- 2- 0	10- 5- 9	DNP	DNP
LONGWOOD	12/07/07	76-57	W 13-10- 1	0- 0- 1	9-11- 1	DNP	4- 8- 0	21- 2- 8	DNP	0- 3- 0
HAMPTON	12/19/07	79-65	W 19- 3- 1	DNP	15- 6- 0	DNP	2- 3- 1	12- 4- 4	DNP	9- 9- 1
ELON	12/22/07	91-61	W 16- 2- 2	0- 0- 0	6- 9- 0	DNP	7- 5- 0	20- 5- 8	DNP	12- 2- 1
HARTFORD	12/30/07	78-70	W 15-12- 0	DNP	5- 4- 1	0- 0- 0	2- 1- 0	12- 4- 4	0- 0- 1	3- 7- 0
at Xavier	01/03/08	70-108	L 6- 3- 2	1- 1- 0	10- 6- 0	0- 0- 0	6- 4- 0	14- 3- 7	12- 2- 1	0- 0- 0
at Duke	01/13/08	65-87	L 3- 9- 1	DNP	2- 3- 0	9- 2- 0	0- 0- 0	18- 0- 4	0- 2- 0	0- 1- 0
VIRGINIA TECH	01/16/08	69-70	OL 11- 8- 0	DNP	3- 5- 0	6- 2- 0	DNP	34-10- 3	0- 0- 0	0- 1- 0
BOSTON COLLEGE	01/19/08	84-66	W 17- 5- 0	DNP	2- 3- 0	4- 8- 0	DNP	19- 2-10	DNP	2- 3- 0
at Florida State	01/23/08	67-69	L 17- 8- 1	DNP	5- 3- 0	2- 3- 0	0- 1- 0	11- 3- 7	0- 0- 0	4- 3- 0
GEORGIA TECH	01/27/08	82-92	OL 13- 9- 3	DNP	9- 9- 0	1- 2- 0	DNP	11- 4- 8	0- 0- 0	0- 1- 0

The Automated ScoreBook
 Virginia Team Game-by-Game Comparison (as of Jan 27, 2008)
 All games

Opponent	1st	2nd	Score	Mar	Total FG	FG Pct	3-Pointers	3FG Pct	Free Throws	FT Pct	Rebounds	Assist	TOver	Block	Steal	Fouls
-----	--/--	--/--	---/--	---	-----	-----	-----	-----	-----	-----	-----	-----	-----	-----	-----	-----
VERMONT.....	46/32	44/40	90-72	+18	29-53/27-65	.547/.415	9-19/ 4-17	.474/.235	23-34/14-17	.676/.824	46/25 +21	14/11	18/10	4/3	5/9	19/23
HOWARD.....	41/26	51/27	92-53	+39	37-75/21-51	.493/.412	12-29/ 7-21	.414/.333	6-13/ 4-6	.462/.667	48/23 +25	24/16	12/19	2/1	10/6	16/13
Arizona.....	42/31	33/41	75-72	+3	25-49/26-54	.510/.481	12-21/ 8-17	.571/.471	13-15/12-14	.867/.857	27/26 +1	14/20	18/17	3/3	4/7	20/16
DREXEL.....	31/25	41/33	72-58	+14	23-60/21-50	.383/.420	8-16/ 6-18	.500/.333	18-22/10-15	.818/.667	44/27 +17	11/10	16/17	1/2	5/5	16/17
Penn.....	50/35	50/50	100-85	+15	34-72/26-56	.472/.464	10-24/ 6-21	.417/.286	22-30/27-40	.733/.675	56/26 +30	17/20	21/16	4/3	12/6	30/23
Seton Hall.....	29/40	31/34	60-74	(14)	20-61/25-69	.328/.362	7-28/ 7-23	.250/.304	13-18/17-25	.722/.680	50/43 +7	12/9	16/6	4/3	0/8	21/16
NORTHWESTERN.....	54/29	40/23	94-52	+42	32-62/20-56	.516/.357	16-32/ 8-29	.500/.276	14-16/ 4-15	.875/.267	43/28 +15	20/11	13/16	3/0	8/6	18/17
SYRACUSE.....	36/29	32/41	68-70	(2)	26-64/26-59	.406/.441	11-32/ 8-21	.344/.381	5-11/10-11	.455/.909	36/39 (3)	13/14	13/15	2/4	6/8	15/15
LONGWOOD.....	29/22	47/35	76-57	+19	25-56/17-60	.446/.283	9-23/10-26	.391/.385	17-25/13-18	.680/.722	49/31 +18	17/11	21/17	2/1	4/7	18/23
HAMPTON.....	36/32	43/33	79-65	+14	25-56/23-63	.446/.365	9-22/ 6-20	.409/.300	20-25/13-22	.800/.591	42/32 +10	16/11	21/12	2/3	3/8	23/21
ELON.....	47/34	44/27	91-61	+30	32-64/22-54	.500/.407	7-24/ 8-24	.292/.333	20-27/ 9-13	.741/.692	38/27 +11	20/12	9/20	1/0	8/2	15/22
HARTFORD.....	41/28	37/42	78-70	+8	24-54/25-70	.444/.357	10-23/10-39	.435/.256	20-33/10-21	.606/.476	51/40 +11	13/14	19/12	5/1	8/11	20/26
Xavier.....	30/61	40/47	70-108	(38)	22-58/37-58	.379/.638	6-18/16-26	.333/.615	20-29/18-21	.690/.857	30/32 (2)	14/27	12/13	3/5	6/6	22/22
Duke.....	31/43	34/44	65-87	(22)	25-59/34-67	.424/.507	4-14/11-31	.286/.355	11-16/ 8-12	.688/.667	34/35 (1)	9/21	18/11	2/3	3/12	17/17
VIRGINIA TECH.....	38/34	25/29	69-70	(1)	24-63/25-70	.381/.357	9-25/ 8-30	.360/.267	12-18/12-21	.667/.571	39/47 (8)	9/12	14/15	2/3	6/4	20/17
BOSTON COLLEGE.....	35/35	49/31	84-66	+18	29-67/24-62	.433/.387	9-26/ 7-24	.346/.292	17-21/11-24	.810/.458	43/43 -	15/10	6/14	0/6	9/1	19/17
Florida State.....	28/31	39/38	67-69	(2)	25-60/22-50	.417/.440	10-29/ 8-21	.345/.381	7-10/17-24	.700/.708	33/32 +1	11/10	15/17	0/5	8/11	22/14
GEORGIA TECH.....	48/38	28/38	82-92	(10)	29-78/33-65	.372/.508	12-36/ 9-22	.333/.409	12-20/17-29	.600/.586	48/40 +8	14/20	12/10	1/6	4/3	26/19

Note: Game totals are displayed in the format TEAM/OPPONENT for each category

The Automated ScoreBook
 Virginia Game-by-Game Highs (as of Jan 27, 2008)
 All games

Opponent	Date	Score	WL	POINTS	REBOUNDS	ASSISTS	STEALS	BLOCKED SHOTS
VERMONT	11/11/07	90-72	W	19-Sean Singleta Adrian Joseph	8-Mamadi Diane	6-Sean Singleta	4-Sean Singleta	2-Jamil Tucker
HOWARD	11/14/07	92-53	W	23-Sean Singleta	8-Calvin Baker	8-Sean Singleta	3-Jeff Jones	1-Jeff Jones Ryan Pettinel
at Arizona	11/17/07	75-72	W	24-Sean Singleta	6-Laurynas Mika	8-Sean Singleta	1-Adrian Joseph Laurynas Mika Ryan Pettinel Sean Singleta	3-Mamadi Diane
DREXEL	11/20/07	72-58	W	24-Sean Singleta	11-Adrian Joseph	5-Sean Singleta	2-Sean Singleta	1-Jeff Jones
at Penn	11/23/07	100-85	W	23-Adrian Joseph	13-Mike Scott	5-Calvin Baker	3-Sammy Zeglins Mike Scott	1-Laurynas Mika Adrian Joseph Mamadi Diane Ryan Pettinel
vs Seton Hall	11/24/07	60-74	L	23-Sean Singleta	16-Adrian Joseph	7-Sean Singleta	None	2-Mamadi Diane
NORTHWESTERN	11/27/07	94-52	W	22-Mamadi Diane	7-Mamadi Diane	10-Sean Singleta	3-Adrian Joseph	1-Sammy Zeglins Adrian Joseph Mamadi Diane
SYRACUSE	12/05/07	68-70	L	19-Adrian Joseph	13-Adrian Joseph	9-Sean Singleta	2-Calvin Baker Sean Singleta	1-Mike Scott Mamadi Diane
LONGWOOD	12/07/07	76-57	W	21-Sean Singleta	11-Mike Scott	8-Sean Singleta	1-Mike Scott Jeff Jones Will Harris Calvin Baker	1-Mamadi Diane Adrian Joseph
HAMPTON	12/19/07	79-65	W	19-Adrian Joseph	9-Jerome Meyins	4-Sean Singleta	2-Adrian Joseph	2-Jamil Tucker
ELON	12/22/07	91-61	W	20-Sean Singleta	9-Mike Scott	8-Sean Singleta	3-Sean Singleta	1-Mike Scott
HARTFORD	12/30/07	78-70	W	20-Mamadi Diane	12-Adrian Joseph	4-Sean Singleta Calvin Baker	3-Mamadi Diane	2-Mamadi Diane Adrian Joseph
at Xavier	01/03/08	70-108	L	14-Sean Singleta	6-Mike Scott	7-Sean Singleta	2-Calvin Baker	2-Mike Scott
at Duke	01/13/08	65-87	L	18-Sean Singleta	9-Adrian Joseph	4-Sean Singleta	1-Mike Scott Solomon Tat Calvin Baker	1-Jamil Tucker Mike Scott
VIRGINIA TECH	01/16/08	69-70	OL	34-Sean Singleta	10-Sean Singleta	3-Calvin Baker Sean Singleta	3-Sean Singleta	2-Jamil Tucker
BOSTON COLLEGE	01/19/08	84-66	W	20-Mamadi Diane	8-Ryan Pettinel	10-Sean Singleta	6-Sean Singleta	None
at Florida State	01/23/08	67-69	L	21-Mamadi Diane	8-Adrian Joseph	7-Sean Singleta	2-Calvin Baker	None
GEORGIA TECH	01/27/08	82-92	OL	16-Mamadi Diane Calvin Baker	9-Adrian Joseph Mike Scott	8-Sean Singleta	3-Sean Singleta	1-Mamadi Diane

The Automated ScoreBook
Virginia Team Game-by-Game (as of Jan 27, 2008)
All games

TEAM STATISTICS

Opponent	Date	Score	W/L	---TOTAL---		--3-PTRS--		FT-FTA		Pct		----REBOUNDS----				PF		A		TO		Blk		Stl		Pts---Avg	
				FG-FGA	Pct	3FG-FGA	Pct	Off	Def	Tot	Avg	A	TO	Blk	Stl	Pts	Avg										
VERMONT	11/11/07	90-72	W	29-53	.547	9-19	.474	23-34	.676	12	34	46	46.0	19	14	18	4	5	90	90.0							
HOWARD	11/14/07	92-53	W	37-75	.493	12-29	.414	6-13	.462	21	27	48	47.0	16	24	12	2	10	92	91.0							
at Arizona	11/17/07	75-72	W	25-49	.510	12-21	.571	13-15	.867	7	20	27	40.3	20	14	18	3	4	75	85.7							
DREXEL	11/20/07	72-58	W	23-60	.383	8-16	.500	18-22	.818	17	27	44	41.2	16	11	16	1	5	72	82.2							
at Penn	11/23/07	100-85	W	34-72	.472	10-24	.417	22-30	.733	25	31	56	44.2	30	17	21	4	12	100	85.8							
vs Seton Hall	11/24/07	60-74	L	20-61	.328	7-28	.250	13-18	.722	20	30	50	45.2	21	12	16	4	0	60	81.5							
NORTHWESTERN	11/27/07	94-52	W	32-62	.516	16-32	.500	14-16	.875	10	33	43	44.9	18	20	13	3	8	94	83.3							
SYRACUSE	12/05/07	68-70	L	26-64	.406	11-32	.344	5-11	.455	13	23	36	43.8	15	13	13	2	6	68	81.4							
LONGWOOD	12/07/07	76-57	W	25-56	.446	9-23	.391	17-25	.680	13	36	49	44.3	18	17	21	2	4	76	80.8							
HAMPTON	12/19/07	79-65	W	25-56	.446	9-22	.409	20-25	.800	14	28	42	44.1	23	16	21	2	3	79	80.6							
ELON	12/22/07	91-61	W	32-64	.500	7-24	.292	20-27	.741	12	26	38	43.5	15	20	9	1	8	91	81.5							
HARTFORD	12/30/07	78-70	W	24-54	.444	10-23	.435	20-33	.606	15	36	51	44.2	20	13	19	5	8	78	81.2							
at Xavier	01/03/08	70-108	L	22-58	.379	6-18	.333	20-29	.690	15	15	30	43.1	22	14	12	3	6	70	80.4							
at Duke	01/13/08	65-87	L	25-59	.424	4-14	.286	11-16	.688	12	22	34	42.4	17	9	18	2	3	65	79.3							
VIRGINIA TECH	01/16/08	69-70	Lot	24-63	.381	9-25	.360	12-18	.667	9	30	39	42.2	20	9	14	2	6	69	78.6							
BOSTON COLLEGE	01/19/08	84-66	W	29-67	.433	9-26	.346	17-21	.810	13	30	43	42.2	19	15	6	0	9	84	78.9							
at Florida State	01/23/08	67-69	L	25-60	.417	10-29	.345	7-10	.700	14	19	33	41.7	22	11	15	0	8	67	78.2							
GEORGIA TECH	01/27/08	82-92	Lot	29-78	.372	12-36	.333	12-20	.600	18	30	48	42.1	26	14	12	1	4	82	78.4							
Virginia		1412		486-1111	.437	170-441	.385	270-383	.705	260	497	757	42.1	357	263	274	41	109	1412	78.4							
Opponents		1281		454-1079	.421	147-430	.342	226-348	.649	186	410	596	33.1	338	259	257	52	120	1281	71.2							

Games played: 18
Points/game: 78.4
FG Pct: 43.7
3FG Pct: 38.5
FT Pct: 70.5

Rebounds/game: 42.1
Assists/game: 14.6
Turnovers/game: 15.2
Assist/turnover ratio: 1.0
Steals/game: 6.1
Blocks/game: 2.3

The Automated ScoreBook
 Virginia Overall Team Statistics (as of Jan 27, 2008)
 All games

TEAM STATISTICS	VA	OPP		
SCORING.....	1412	1281		
Points per game.....	78.4	71.2		
Scoring margin.....	+7.3	-		
FIELD GOALS-ATT.....	486-1111	454-1079		
Field goal pct.....	.437	.421		
3 POINT FG-ATT.....	170-441	147-430		
3-point FG pct.....	.385	.342		
3-pt FG made per game..	9.4	8.2		
FREE THROWS-ATT.....	270-383	226-348		
Free throw pct.....	.705	.649		
REBOUNDS.....	757	596		
Rebounds per game.....	42.1	33.1		
Rebounding margin.....	+8.9	-		
ASSISTS.....	263	259		
Assists per game.....	14.6	14.4		
TURNOVERS.....	274	257		
Turnovers per game.....	15.2	14.3		
Turnover margin.....	-0.9	-		
Assist/turnover ratio..	1.0	1.0		
STEALS.....	109	120		
Steals per game.....	6.1	6.7		
BLOCKS.....	41	52		
Blocks per game.....	2.3	2.9		
WINNING STREAK.....	0	-		
Home win streak.....	0	-		
ATTENDANCE.....	148007	45174		
Home games-Avg/Game....	12-12334	5-8261		
Neutral site-Avg/Game..	-	1-3871		
SCORE BY PERIODS:	1st	2nd	OT	Total
-----	----	----	----	----
Virginia.....	692	708	12	- 1412
Opponents.....	605	653	23	- 1281

The Automated ScoreBook
Virginia Season Box Score (as of Jan 27, 2008)
All games

RECORD:	OVERALL	HOME	AWAY	NEUTRAL
ALL GAMES.....	(11-7)	(9-3)	(2-3)	(0-1)
CONFERENCE.....	(1-4)	(1-2)	(0-2)	(0-0)
NON-CONFERENCE.....	(10-3)	(8-1)	(2-1)	(0-1)

##	Player	GP-GS	Min--Avg	---TOTAL---		---3-PTS---		FT-FTA	Pct	----REBOUNDS----				PF	FO	A	TO	Blk	Stl	Pts	Avg
				FG-FGA	Pct	3FG-FGA	Pct			Off	Def	Tot	Avg								
44	Sean Singletary....	18-18	605 33.6	100-245	.408	32-86	.372	93-111	.838	18	55	73	4.1	51	1	120	82	0	33	325	18.1
	Conference-Only..	5-5	189 37.8	34-77	.442	8-25	.320	17-20	.850	4	15	19	3.8	19	1	32	20	0	13	93	18.6
30	Adrian Joseph.....	18-18	509 28.3	81-185	.438	41-107	.383	22-28	.786	40	99	139	7.7	22	0	20	28	7	14	225	12.5
	Conference-Only..	5-5	166 33.2	23-52	.442	9-28	.321	6-7	.857	12	27	39	7.8	4	0	5	5	0	2	61	12.2
24	Mamadi Diane.....	18-18	533 29.6	73-166	.440	41-90	.456	37-53	.698	28	55	83	4.6	41	0	22	29	12	11	224	12.4
	Conference-Only..	5-5	183 36.6	23-65	.354	13-35	.371	17-24	.708	15	18	33	6.6	14	0	5	8	1	2	76	15.2
04	Calvin Baker.....	18-5	458 25.4	66-146	.452	29-68	.426	15-27	.556	10	35	45	2.5	33	0	45	30	0	13	176	9.8
	Conference-Only..	5-5	159 31.8	22-53	.415	8-21	.381	4-8	.500	3	9	12	2.4	8	0	10	9	0	6	56	11.2
32	Mike Scott.....	17-9	267 15.7	33-74	.446	1-2	.500	36-46	.783	42	56	98	5.8	36	1	4	9	5	12	103	6.1
	Conference-Only..	5-5	71 14.2	7-24	.292	0-0	.000	7-10	.700	10	13	23	4.6	15	1	0	4	1	2	21	4.2
11	Laurynas Mikalauska	9-1	141 15.7	16-25	.640	0-0	.000	13-22	.591	11	15	26	2.9	19	0	3	1	1	2	45	5.0
	Conference-Only..	0-0	0 0.0	0-0	.000	0-0	.000	0-0	.000	0	0	0	0.0	0	0	0	0	0	0	0	0.0
01	Jeff Jones.....	18-13	258 14.3	29-77	.377	5-23	.217	20-27	.741	8	26	34	1.9	27	0	10	27	3	6	83	4.6
	Conference-Only..	5-0	41 8.2	1-9	.111	0-3	.000	2-2	1.000	2	1	3	0.6	7	0	1	6	0	1	4	0.8
12	Jamil Tucker.....	16-0	212 13.3	25-55	.455	13-35	.371	9-10	.900	8	36	44	2.8	35	0	9	12	9	2	72	4.5
	Conference-Only..	5-0	72 14.4	9-22	.409	5-14	.357	2-3	.667	5	14	19	3.8	9	0	4	5	3	1	25	5.0
43	Will Harris.....	14-0	124 8.9	13-32	.406	4-8	.500	8-13	.615	14	24	38	2.7	11	0	2	10	0	3	38	2.7
	Conference-Only..	2-0	3 1.5	0-0	.000	0-0	.000	0-0	.000	0	1	1	0.5	1	0	0	0	0	0	0	0.0
55	Jerome Meyinsse....	15-0	133 8.9	17-23	.739	0-0	.000	4-10	.400	13	23	36	2.4	22	0	2	7	1	3	38	2.5
	Conference-Only..	5-0	36 7.2	3-4	.750	0-0	.000	0-2	.000	2	7	9	1.8	8	0	0	0	0	1	6	1.2
34	Ryan Pettinella....	15-8	192 12.8	16-26	.615	0-0	.000	5-18	.278	20	22	42	2.8	39	0	2	11	2	2	37	2.5
	Conference-Only..	5-0	97 19.4	9-13	.692	0-0	.000	4-8	.500	4	13	17	3.4	19	0	0	5	0	0	22	4.4
45	Solomon Tat.....	6-0	44 7.3	3-7	.429	0-1	.000	6-9	.667	2	2	4	0.7	1	0	2	4	0	2	12	2.0
	Conference-Only..	4-0	23 5.8	0-3	.000	0-1	.000	0-0	.000	0	2	2	0.5	0	0	0	2	0	2	0	0.0
02	Mustapha Farrakhan.	13-0	74 5.7	7-29	.241	2-12	.167	0-3	.000	2	8	10	0.8	4	0	4	9	0	2	16	1.2
	Conference-Only..	2-0	10 5.0	1-5	.200	1-3	.333	0-1	.000	0	1	1	0.5	0	0	1	1	0	0	3	1.5
22	Will Sherrill.....	6-0	11 1.8	3-3	1.000	1-1	1.000	0-0	.000	1	2	3	0.5	3	0	1	0	0	1	7	1.2
	Conference-Only..	0-0	0 0.0	0-0	.000	0-0	.000	0-0	.000	0	0	0	0.0	0	0	0	0	0	0	0	0.0
13	Sammy Zeglinski....	8-0	62 7.8	3-12	.250	1-7	.143	0-2	.000	3	6	9	1.1	8	0	15	9	1	3	7	0.9
	Conference-Only..	0-0	0 0.0	0-0	.000	0-0	.000	0-0	.000	0	0	0	0.0	0	0	0	0	0	0	0	0.0
21	Tunji Soroye.....	2-0	8 4.0	0-1	.000	0-0	.000	1-2	.500	2	1	3	1.5	2	0	0	2	0	0	1	0.5
	Conference-Only..	0-0	0 0.0	0-0	.000	0-0	.000	0-0	.000	0	0	0	0.0	0	0	0	0	0	0	0	0.0
31	Andy Burns.....	7-0	19 2.7	1-5	.200	0-1	.000	1-2	.500	2	2	4	0.6	3	0	2	2	0	0	3	0.4
	Conference-Only..	0-0	0 0.0	0-0	.000	0-0	.000	0-0	.000	0	0	0	0.0	0	0	0	0	0	0	0	0.0
	TEAM.....									36	30	66	3.7	0			2				
	Conference-Only..									9	10	19	3.8	0			0				

	Total.....	18	3650	486-1111	.437	170-441	.385	270-383	.705	260	497	757	42.1	357	2	263	274	41	109	1412	78.4
	Conference-Only..	5	1050	132-327	.404	44-130	.338	59-85	.694	66	131	197	39.4	104	2	58	65	5	30	367	73.4

	Opponents.....	18	3650	454-1079	.421	147-430	.342	226-348	.649	186	410	596	33.1	338	-	259	257	52	120	1281	71.2
	Conference-Only..	5	1050	138-314	.439	43-128	.336	65-110	.591	63	134	197	39.4	84	0	73	67	23	31	384	76.8

SCORE BY PERIODS:	1st	2nd	OT	Total
-----	-----	-----	-----	-----
Virginia.....	692	708	12	- 1412
Opponents.....	605	653	23	- 1281

DEADBALL REBOUNDS:	OFF	DEF	TOTAL
-----	-----	-----	-----
Virginia.....	56	11	67
Opponents.....	53	12	65