


VIRGINIA

2007-08 Men's Basketball



VIRGINIA vs. LONGWOOD

JOHN PAUL JONES ARENA • Charlottesville, Va.

Dec. 7, 2007



Web: ACC Select (www.accselect.com)
Radio: Virginia Sports Network (originating at the Charlottesville Radio Group and WINA-AM/WWWV-FM)
• Mac McDonald (play-by-play), Jim Hobgood (analysis)

TONIGHT'S GAME:

- The Cavaliers continue their six-game homestand tonight against Longwood
- It is the third consecutive year the teams have met
- Longwood is the first Cavalier opponent to make a second appearance at John Paul Jones Arena

ABOUT THE CAVALIERS (6-2, 0-0 ACC):

- The Cavaliers are 6-2 after a 70-68 loss to Syracuse (Dec. 5) that snapped their 12-game home win streak
- Adrian Joseph had his third double-double of the season with 19 points and 13 rebounds vs. the Orange
- Syracuse was the first team to outrebound Virginia this season (39-36)

CAVALIERS IN THE MIDST OF A SIX GAME HOMESTAND:

- Virginia plays the third game of its longest homestand of the season, six games, against Longwood
- It is Virginia's longest homestand since an eight-game homestand in the 1998-99 season
- The Cavaliers had their 12-game home winning streak snapped with the 70-68 loss to Syracuse on Wednesday night

ABOUT THE LANCERS (2-8, DIVISION I INDEPENDENT):

- Longwood is in its first season as an officially-certified Division I member
- The Lancers are coming off an 84-52 loss at James Madison on Wednesday
- Kirk Williams leads the Lancers, averaging 18.0 points per game

SCHEDULE/RESULTS

N4	CARSON-NEWMAN (EX)		W 124-65
N11	VERMONT [ACC Select]		W 90-72
N14	HOWARD [ACC Select]		W 92-53
N17	at #17 Arizona	[FSN]	W 75-72
N20	DREXEL [CN8]		W 72-58
N23	at Penn %	[CN8]	W 100-85
N24	vs. Seton Hall %	[CN8]	L 60-74
N27	NORTHWESTERN ^	[ESPNU]	W 94-52
D5	SYRACUSE	[ESPN2]	L 68-70
D7	LONGWOOD	[ACC Select]	7 p.m.
D19	HAMPTON	[ACC Select]	7 p.m.
D22	ELON	[CSN]	2 p.m.
D30	HARTFORD	[ACC Select]	3 p.m.
J3	at Xavier	[CSTV]	8 p.m.
J13	at Duke *	[FSN]	8 p.m.
J16	VIRGINIA TECH *	[ESPNU]	7 p.m.
J19	BOSTON COLLEGE *	[RLF/Split]	8 p.m.
J23	at Florida State *		7 p.m.
J27	GEORGIA TECH *	[FSN]	4:30 p.m.
J30	at Maryland *	[ESPN or ESPN2]	7 p.m.
F2	at Virginia Tech *	[RLF]	1 p.m.
F7	CLEMSON *	[ESPN or ESPN2]	7 p.m.
F9	at Wake Forest *	[ABC]	3:30 p.m.
F12	NORTH CAROLINA *	[ESPN2/RLF]	8 p.m.
F17	at Boston College *	[RLF/Split]	1 p.m.
F21	at Georgia Tech *	[RSN]	7 p.m.
F24	NC STATE *	[FSN]	4:30 p.m.
M1	at Miami *	[RLF/Split]	2 p.m.
M5	DUKE *	[ESPN]	7 p.m.
M9	MARYLAND *	[FSN]	7:30 p.m.
M13-16	at ACC Tournament (Charlotte, N.C.)		

* ACC Game
^ Big Ten/ACC Challenge
% Philly Hoop Group Classic (The Palestra, Philadelphia)

All Times Eastern
Rankings are Associated Press at time of the game

TV Abbreviations

CN8 Channel available on select Comcast cable systems
 CSN Comcast SportsNet - Mid Atlantic
 FSN Fox Sports Net
 RLF Raycom/Lincoln Financial Sports
 RSN Regional Sports Networks

PROBABLE STARTERS/RESERVES

No.	Pos.	Yr.	Player	PPG	RPG	APG	Notable
1	G	Fr.	Jeff Jones	6.6	2.5	0.9	15 pts (5-7 3FG) at Arizona
24	G/F	Jr.	Mamadi Diane	12.6	4.3	1.1	Season high 22 points vs. Northwestern
30	F	Sr.	Adrian Joseph	11.9	8.8	1.1	16 rebs. vs. Seton Hall is this yr's. ACC single game high
34	F/C	Sr.	Ryan Pettinella	1.9	3.1	0.3	Season-high 6 pts at Penn, his former school
44	G	Sr.	Sean Singletary	19.1	4.5	7.1	Double-Double (14 pts, 10 assts) vs. N'western
4	G	So.	Calvin Baker	9.6	2.1	2.3	16 pts (6-6 FG, 4-4 3FG) vs. Northwestern
32	F	Fr.	Mike Scott	5.3	5.6	0.3	1st career double-double (10 pt, 13 reb) at Penn
11	F	Jr.	Laurynas Mikalauskas	5.1	3.0	0.4	Season high 6 rebounds at Arizona
12	F	So.	Jamil Tucker	5.0	2.0	0.3	Tied career-high with 12 points at Arizona
43	F/G	So.	Will Harris	2.4	2.3	0.1	Had 6 points at Penn
55	F/C	So.	Jerome Meyinsse	1.6	1.2	0.0	Had 4 pts (2-2 FG) vs. Vermont
13	G	Fr.	Sammy Zeglinski	1.0	1.3	1.9	Had 5 assists vs. Howard
2	G	Fr.	Mustapha Farrakhan	1.0	1.2	0.2	Scored 4 points vs. Howard
22	F	Fr.	Will Sherrill	1.3	0.0	0.0	Scored 2 pts. in 1st two career games
31	F	So.	Andy Burns	0.5	0.8	0.3	Had 2 rebounds against Vermont
45	G/F	So.	Solomon Tat	--	--	--	Missed first eight games due to injury
21	C	Sr.	Tunji Soroye	--	--	--	Missed first eight games due to injury

MEDIA INFORMATION**Men's Basketball Contact Information**

Virginia Athletics Media Relations
154 John Paul Jones Arena
PO Box 400853
Charlottesville, VA 22904

Office: (434) 982-5500
Fax: (434) 982-5525

Rich Murray

Associate AD for Public Relations
(Primary Men's Basketball Contact)

Office: (434) 982-5530
Home: (434) 978-2966
Email: rmurray@virginia.edu

Steve Kirkland

Assistant Media Relations Director
(Secondary Men's Basketball Contact)

Office: (434) 982-5535
Cell: (434) 825-5241
Email: skirkland@virginia.edu

SERIES VS. LONGWOOD:

- Virginia and Longwood are meeting for the third consecutive season
- The Cavaliers won both previous meetings, 91-56 in 2005-06 and 90-49 last season
- Sean Singletary led Virginia with 19 points and seven assists in the last meeting with the Lancers

AGAINST THE STATE:

- Today's game is the first of four games this season for the Cavaliers against in-state opponents
- Under Dave Leitao, Virginia is 9-1 against in-state opponents
- The Cavaliers have won their last 18 home games against in-state opponents, dating back to the 1997-98 season
- Since 1977-78, Virginia is 121-17 against in-state opponents

LAST TIME OUT:

- Virginia had its 12-game home winning streak snapped with a 70-68 loss to Syracuse
- The Cavaliers were led by Adrian Joseph, who had his third double-double of the season with a 19 point, 13 rebound performance

CAVALIERS RECORD HISTORIC BIG TEN/ACC CHALLENGE WIN:

- Virginia's 94-52 win over Northwestern helped the ACC win its ninth consecutive Big Ten/ACC Challenge, 8-3
- The Cavaliers' 42-point victory over the Wildcats is the biggest margin of victory in the history of the event
- In the game, the Cavaliers made 16 three-point field goals

SINGLETARY ASSISTS IN WIN OVER NORTHWESTERN:

- Sean Singletary had a double-double with 14 points and a career-high 10 assists vs. Northwestern
- He became the first Cavalier with a double digit assist game since J.R. Reynolds had 12 assists vs. Virginia Tech in 2006

JOSEPH HAS CAREER REBOUNDING HIGH AGAINST SETON HALL:

- Against Seton Hall, Adrian Joseph had a career-high 16 rebounds
- His 16 rebounds are the single game high in the ACC this season
- Joseph has had double-digit rebounds in four of the last five games

SCOTT ON THE BOARDS AGAINST PENN:

- Against Penn, first-year Mike Scott had 13 rebounds
- It was the most rebounds by a Cavalier freshman since Travis Watson had 15 rebounds against NC State (Jan. 12, 2000)

SINGLETARY NAMED ACC PLAYER OF THE WEEK:

- Senior guard Sean Singletary was named ACC Player of the Week on Nov. 19 after leading Virginia to wins over Howard and at Arizona
- Singletary had 23 points and eight assists against the Bison and followed with 24 points and eight assists in the upset of the No. 17 Wildcats
- It is the fourth ACC Player of the Week honor of Singletary's career

SPREADING THE WEALTH:

- Against Howard, 13 different Cavaliers scored
- It was the most different players to score in a game for UVa since 14 different players scored in a 93-47 win over Winthrop on December 1, 1990

JOSEPH SHINES AGAINST VERMONT:

- Adrian Joseph led Virginia with 19 points in the season-opening win over Vermont
- He tied career-highs with five 3-point field goals and three assists in the contest
- His 19 points were his most since scoring 19 against Clemson during the 2005-06 season

ABOUT THE SCHEDULE:

- The Cavaliers will play 29 regular season games, including 17 games at home at John Paul Jones Arena
- Of those 29 games, 14 will come against 2007 NCAA Tournament teams
- Additionally, six games will be against teams that were in the 2007 NIT
- 23 games this season will be televised, including 15 of 16 ACC contests

HEAD COACH DAVE LEITAO:

- 2007 ACC Coach of the Year
- First Virginia coach to win the honor since Terry Holland in 1982
- 42-28 record at Virginia, including an 18-14 mark in the ACC
- First Virginia coach to have a winning ACC record over first two seasons as coach

LEITAO HONORED BY DICK VITALE:

- ESPN's Dick Vitale named Dave Leitao his national coach of the week on Nov. 19
- Leitao led Virginia to a 75-72 win at No. 17 Arizona that week

TUCKER A "SOPHOMORE TO WATCH":

- Jamil Tucker was named one of 10 "Sophomores to Watch" by Seth Davis of *Sports Illustrated*
- The list features players who didn't have a large impact as freshmen but are expected to have break out seasons in their second season

CAVALIERS FIFTH IN PRESEASON ACC POLL:

- UVa was fifth in the preseason ACC poll, voted on by media members at Operation Basketball in October
- It is the highest the Cavaliers have been in the poll since they were picked fifth in 2002-03

SEAN SINGLETARY RECEIVES PRESEASON ACCOLADES:

- First-team Collegehoops.net preseason All-American
- Third-team CBSsportsline.com preseason All-American
- Colleagueinsider.com preseason All-American
- Top 50 preseason candidate for the John R. Wooden Award
- Preseason Watch List for the Naismith Trophy presented by AT&T
- Bob Cousy Award presented by The Hartford (nation's top point guard) preseason list
- One of 30 candidates for the Lowe's Senior CLASS Award
- Preseason All-ACC
- No. 4 on Luke Winn's Top 15 Seniors on SI.com

SINGLETARY TOP RETURNING SCORER IN THE ACC:

- Sean Singletary averaged 19.0 points per game last year, which ranked third in the ACC (behind Florida State's Al Thornton and Boston College's Jared Dudley - both first round NBA Draft picks)
- Following Singletary on the ACC returning scorers list are North Carolina's Tyler Hansbrough (18.4) and Boston College's Tyrese Rice (17.6)

DOUBLE FIGURE STREAK FOR SINGLETARY:

- Sean Singletary enters tonight's game having scored in double figures in his last 30 games
- It is the longest active streak in the ACC

STAFF CHANGES FOR 2007-08:

- Drew Diener, UVa's Director of Basketball Operations the last two years, was named Assistant Coach in Sept.
- Replacing Diener as Director of Basketball Operations is Rick Brunson. A former standout at Temple, Brunson played nine seasons in the NBA

SINGLETARY, JOSEPH ARE VIRGINIA'S CAPTAINS:

- Seniors Sean Singletary and Adrian Joseph are co-captains for the 2007-08 season
- Singletary is a captain for the third consecutive year while Joseph is a captain for the first time
- Singletary joins Donald Hand (a captain from 98-99 through 00-01) as the only three-year captains in Virginia history

IN THE POLLS

ASSOCIATED PRESS (12/3)

1.	North Carolina	7-0
2.	Memphis	6-0
3.	Kansas	7-0
4.	Texas	7-0
5.	Georgetown	5-0
6.	Duke	8-0
7.	UCLA	7-1
8.	Washington State	7-0
9.	Michigan State	6-1
10.	Tennessee	7-1
11.	Marquette	5-1
12.	Pittsburgh	7-0
13.	Butler	7-0
14.	Louisville	5-1
15.	Indiana	6-1
16.	Texas A&M	7-1
17.	Gonzaga	7-1
18.	Clemson	7-0
19.	Oregon	6-1
20.	BYU	6-1
21.	Xavier	6-1
22.	Arizona	5-2
23.	Vanderbilt	7-0
24.	USC	6-2
25.	Villanova	5-1

Others Receiving Votes:

St. Mary's, **Miami (Fla.)**, Arkansas, Wisconsin, **VIRGINIA**, Stanford, California, West Virginia, Creighton, **NC State**, Kansas State, Arizona State, Florida, Southern Illinois, Connecticut, **Seton Hall**, George Mason, Mississippi, Ohio State.

ESPN/USA Today (12/3)

1.	North Carolina	7-0
2.	Memphis	6-0
3.	Kansas	7-0
4.	Georgetown	5-0
5.	Texas	7-0
6.	Washington State	7-0
7.	Duke	8-0
8.	UCLA	7-1
9.	Pittsburgh	7-0
10.	Michigan State	6-1
11.	Louisville	5-1
12.	Tennessee	7-1
13.	Butler	7-0
14.	Texas A&M	7-1
15.	Indiana	6-1
	Marquette	5-1
17.	Clemson	7-0
18.	Oregon	6-1
19.	Gonzaga	7-1
20.	Xavier	6-1
21.	Villanova	5-1
22.	BYU	6-1
23.	Wisconsin	5-1
24.	Arizona	5-2
25.	Vanderbilt	7-0

Others Receiving Votes:

St. Mary's, USC, Arkansas, Stanford, **VIRGINIA**, Southern Illinois, **Miami (Fla.)**, California, Connecticut, Davidson, **Syracuse**, Florida, Illinois, Creighton, **NC State**, Rhode Island, Kansas State, Providence, San Diego State.

VIRGINIA IN THE ACC STATS (12/5)

TEAM STATISTICS

Scoring Offense:	81.4	3rd
Scoring Defense:	67.0	9th
Scoring Margin:	+14.4	5th
Field Goal %:	.456	7th
Field Goal % Def.:	.417	10th
Free Throw %:	.717	3rd
3FG %:	.238	3rd
3FG Made/Game:	10.63	1st
3FG % Defense:	.323	7th
Offensive Rebounds:	15.63	2nd
Defensive Rebounds:	28.13	2nd
Rebounding Margin:	+14.1	1st
Assists:	15.63	5th
Assist/Turnover:	0.98	7th
Turnover Margin:	-1.38	10th
Steals:	6.25	9th
Blocked Shots:	2.88	11th

INDIVIDUAL STATISTICS

Sean Singletary		
- Scoring	19.1	3rd
- Assists	7.13	1st
- Free Throw %	.839	9th
- Steals	1.63	T-10th
- Minutes played	32.62	8th
Mamadi Diane		
- Scoring	12.6	20th
- 3FG %	.568	1st
- 3FG Made	2.63	T-12nd
- Minutes played	29.13	23rd
Adrian Joseph		
- Scoring	11.9	T-25th
- Rebounding	8.8	6th
- 3FG Made	2.38	8th
- Defensive Rebs.	6.25	4th
Mike Scott		
- Rebounding	5.6	19th

VIRGINIA IN THE NCAA STATS (12/3)

TEAM STATISTICS

Scoring Offense:	83.3	26th
Scoring Margin:	+16.7	31st
3FG Made/Game:	10.57	7th
3FG %:	.438	14th
Rebounding Margin:	+16.6	2nd

Sean Singletary		
- Scoring	20.4	32nd
- Assists	6.86	14th
- Free Throw %	.938	14th
Mamadi Diane		
- 3FG %	.576	5th

AT HOME AT JOHN PAUL JONES ARENA:

- Virginia has an all-time record of 20-2 at John Paul Jones Arena
- The Cavaliers posted a 16-1 home record last year in the first season in John Paul Jones Arena
- Virginia was the only ACC team to go undefeated at home in conference play last year (8-0)
- The Cavaliers averaged 13,521 fans per game last year in the debut season at JPJA

BASKETBALL SEATING FIGURE FOR JPJA CHANGES:

- After completing the first year in the John Paul Jones Arena, the Virginia athletics department has made an adjustment to the arena's seating figure for basketball. During the 2006-07 season, several seating areas were altered to accommodate needs within the arena. This led to an overall reduction of seats. These accommodations include seats converted to accessible seating and press tables for the media area. Additional seats have been removed from the usable inventory in an effort to improve sightlines and comfort. As a result of the changes, the arena's seating for men's basketball is now 14,593.

SOROYE HAS KNEE SURGERY:

- Tunji Soroye, a senior center on the Virginia men's basketball team, had arthroscopic surgery on Nov. 8 to correct cartilage damage in his left knee
- Soroye is expected to be out 6-8 weeks
- "We will miss Tunji while he rehabilitates his knee," Virginia head coach Dave Leitao said. "We look forward to having him back in action when he's recovered from his surgery."
- The 6-11 Soroye has lettered three times for UVA and started 34 games the last two seasons
- He averaged 2.1 points and 3.2 rebounds a game in 28 games last season
- He has blocked 78 shots during his Virginia career and has led Virginia in blocked shots the last two seasons

VIRGINIA SIGNS THREE TO NATIONAL LETTERS OF INTENT:

- Head Coach Dave Leitao announced on Nov. 19 that three players have signed national letters of intent to join the Cavalier program in 2008-09
- 6-11 center John Brandenburg (Des Peres, Mo.), who averaged 8.2 points, 7.9 rebounds and 2.4 blocks per game last season as a junior at De Smet Jesuit H.S. in St. Louis
- 6-6 guard Sylvan Landesberg (Flushing, N.Y.), who averaged 25.7 points, 10.5 rebounds and 3.6 assists per game last season as a junior at Holy Cross High School and was named the Catholic High School Athletic Association Player of the Year
- 7-0 center Assane Sene (Senegal), who is in his first season of basketball in the United States at South Kent Preparatory School in South Kent, Conn.

UP NEXT:

- The Cavaliers resume play after final exams on Dec. 19 as they host Hampton
- Virginia defeated the Pirates 91-69 at John Paul Jones Arena last season
- The Cavaliers have won all three previous meetings between the schools

2007-08 VIRGINIA MEN'S BASKETBALL ROSTER

NO.	NAME	POS.	HT.	WT.	CLASS	HOMETOWN/HIGH SCHOOL (Previous School)
1	Jeff Jones	G	6-4	193	Fr.	Chester, Pa./Monsignor Bonner
2	Mustapha Farrakhan	G	6-4	175	Fr.	Harvey, Ill./Thornton Township
4	Calvin Baker	G	6-2	186	So.	Newport News, Va./Woodside (William & Mary)
11	Laurynas Mikalauskas	F	6-8	246	Jr.	Palanga, Lithuania/Blue Ridge School
12	Jamil Tucker	F	6-8	241	So.	Gary, Ind./West Side
13	Sammy Zeglinski	G	6-0	175	Fr.	Philadelphia, Pa./The William Penn Charter School
21	Tunji Soroye	C	6-11	252	Sr.	Dugbe Ibadan, Nigeria/Montrose Christian School
22	Will Sherrill	F	6-9	215	Fr.	New York, N.Y./Phillips Academy Andover
24	Mamadi Diane	G/F	6-5	201	Jr.	Potomac, Md./DeMatha Catholic
30	Adrian Joseph*	F	6-7	201	Sr.	San Fernando, Trinidad/Brewster Academy
31	Andy Burns	F	6-8	212	So.	Alexandria, Va./Bishop Ireton
32	Mike Scott	F	6-8	233	Fr.	Chesapeake, Va./Hargrave Military Academy
34	Ryan Pettinella	F/C	6-9	249	Sr.	Webster, N.Y./McQuaid Jesuit (Penn)
43	Will Harris	F/G	6-6	245	So.	Corona, N.Y./Brewster Academy
44	Sean Singletary*	G	6-0	185	Sr.	Philadelphia, Pa./The William Penn Charter School
45	Solomon Tat	G/F	6-5	223	So.	Jos Plateau, Nigeria/Community Christian School
55	Jerome Meyinsse	F/C	6-8	245	So.	Baton Rouge, La./McKinley

* Co-Captain

HEAD COACH:

Dave Leitao

ASSISTANT COACHES:

Bill Courtney

Drew Diener

Steve Seymour

DIRECTOR OF BASKETBALL OPERATIONS:

Rick Brunson

STRENGTH & CONDITIONING COACH:

Shaun Brown

ASSISTANT DIR. OF OPERATIONS/VIDEO:

Oliver Winterbone

PRONUNCIATION GUIDE

Mamadi Diane

Mom-uh-dee Dee-on-ee

Mustapha Farrakhan

Moo-sta-fa Fair-uh-con

Dave Leitao

Lay-toe

Jerome Meyinsse

Me-yin-see

Laurynas Mikalauskas

La-ree-nus Mick-a-laus-cuss

Ryan Pettinella

Pet-in-ella

Tunji Soroye

Ton-jee Suh-roy-yay

Jamil Tucker

Ja-mill

Sammy Zeglinski

Zuh-glin-ski

CAVALIER CAREER RECORD BOOK

POINTS

1.	Bryant Stith (1989-92)	2,516
2.	Jeff Lamp (1978-81)	2,317
3.	Buzzy Wilkinson (1953-55)	2,233
4.	Ralph Sampson (1980-83)	2,228
5.	Junior Burrough (1992-95)	1,970
6.	Wally Walker (1973-76)	1,849
7.	Chris Williams (1999-02)	1,812
8.	Harold Deane (1994-97)	1,763
9.	Curtis Staples (1995-98)	1,757
10.	J.R. Reynolds (2004-07)	1,683
11.	John Crotty (1988-91)	1,646
12.	Bob McCarty (1954-56)	1,625
13.	Sean Singletary (2005-pres.)	1,579
14.	Travis Watson (2000-03)	1,546
15.	Richard Morgan (1986-89)	1,540
16.	Donald Hand (1998-01)	1,486
17.	Othell Wilson (1981-84)	1,469
18.	Barry Parkhill (1971-73)	1,437
19.	Jim Connelly (1965-67)	1,426
20.	Lee Raker (1978-81)	1,423

3-POINT FIELD GOALS

1.	Curtis Staples (1995-98)	413
2.	Harold Deane (1994-97)	237
3.	J.R. Reynolds (2004-07)	221
4.	Sean Singletary (2005-pres.)	180
5.	John Crotty (1988-91)	179
6.	Devin Smith (2003-05)	161
7.	Donald Hand (1998-01)	156
	Todd Billet (2003-04)	156
9.	Cory Alexander (1992-95)	142
10.	Roger Mason, Jr. (2000-02)	137
--	Adrian Joseph (2005-pres.)	121

FREE THROWS MADE

1.	Bryant Stith (1989-92)	690
2.	Buzzy Wilkinson (1953-55)	665
3.	Jeff Lamp (1978-81)	635
4.	Harold Deane (1994-97)	546
5.	Donald Hand (1998-01)	444
6.	Junior Burrough (1992-95)	439
7.	Sean Singletary (2005-pres.)	431
8.	Ralph Sampson (1980-83)	427
9.	John Crotty (1988-91)	413
10.	J.R. Reynolds (2004-07)	402

ASSISTS

1.	John Crotty (1988-91)	683
2.	Jeff Jones (1979-82)	598
3.	Donald Hand (1998-01)	529
4.	Othell Wilson (1981-84)	493
5.	Harold Deane (1994-97)	468
6.	Sean Singletary (2005-pres.)	442
7.	John Johnson (1985-88)	426
8.	Cory Alexander (1992-95)	401
9.	Barry Parkhill (1971-73)	369
10.	J.R. Reynolds (2004-07)	317

STEALS

1.	Othell Wilson (1981-84)	222
2.	Jeff Jones (1979-82)	189
	Chris Williams (1999-02)	189
4.	Harold Deane (1994-97)	179
	Donald Hand (1998-01)	179
6.	Bryant Stith (1989-92)	177
7.	Richard Morgan (1986-89)	160
8.	Adam Hall (1999-02)	157
9.	Bobby Stokes (1976-79)	154
10.	Sean Singletary (2005-pres.)	153

BLOCKED SHOTS

1.	Ralph Sampson (1980-83)	462
2.	Chris Alexander (1993-96)	148
3.	Travis Watson (2000-03)	130
4.	Kris Hunter (1997-99)	126
5.	Jason Clark (2002-05)	112
6.	Steve Castellan (1976-79)	108
7.	Chris Williams (1999-02)	97
8.	Junior Burrough (1992-95)	96
9.	Colin Ducharme (1997-00)	88
10.	Olden Polynice (1984-86)	86
--	Tunji Soroye (2005-pres.)	78

THE LAST TIME...

VIRGINIA INDIVIDUALS

- **Scored 30 points:** J.R. Reynolds (40) vs. Wake (1/21/07)
Sean Singletary (37) vs. Gonzaga (1/3/07)
- **Scored 40 points:** J.R. Reynolds (40) vs. Wake (1/21/07)
- **Two players with 20 points:** J.R. Reynolds (28) and Sean Singletary (23) vs. Albany (3/16/07)
- **Three players with 20 points:** Chris Williams (27), Roger Mason, Jr. (22) and Donald Hand (20) vs. Duke (1/5/00)
- **Four players with 20 points:** Chris Williams (23), Donald Hand (22), Adam Hall (21), and Travis Watson (20) vs. Georgetown (3/15/00)
- **A player with back-to-back 25-point games:** J.R. Reynolds (28) vs. Albany (3/16/07) and (26) vs. Tennessee (3/18/07)
- **One player scored in double figures:** Adrian Joseph (10) vs. Puerto Rico-Mayaguez (12/21/06)
- **Five players scored in double figures:** Sean Singletary (19), Mamadi Diane (13), Laurynas Mikalauskas (12), Adrian Joseph (11) and J.R. Reynolds (11) vs. Longwood (2/13/07)
- **Six players scored in double figures:** Travis Watson (17), Roger Mason, Jr. (15), Chris Williams (15), Elton Brown (14), Jermaine Harper (12), and Adam Hall (10) vs. Grambling (12/30/01)
- **Seven players scored in double figures:** Cornel Parker (20), Junior Burrough (15), Ted Jeffries (14), Cory Alexander (13), Jason Williford (12), Yuri Barnes (11) and Doug Smith (11) vs. Clemson (1/13/93)
- **Had 15 rebounds:** Adrian Joseph (16) vs. Seton Hall (11/24/07)
- **Had 20 rebounds:** Travis Watson (20) vs. Wofford (1/2/03)
- **Had 25 rebounds:** Bob Mortell (25) vs. Washington & Lee (2/27/60)
- **Two players with 10 rebounds:** Mike Scott (13) and Adrian Joseph (11) at Penn (11/23/07)
- **Three players with 10 rebounds:** Yuri Barnes (13), Jason Williford (12) and Junior Burrough (11) vs. Rice (12/4/93)
- **Double-Double:** Adrian Joseph (19 pts, 13 rebs) vs. Syracuse (12/5/07)
- **Two players had a double-double:** Adrian Joseph (23 pts, 11 rebs) and Mike Scott (10 pts, 13 rebs) at Penn (11/23/07)
- **Three players had a double-double:** Jason Williford (10 pts, 15 rebs), Ted Jeffries (23 pts, 10 rebs), and Cornel Parker (11 pts, 11 rebs) at William & Mary (1/25/93)
- **Double-Double with points and assists:** Sean Singletary (14 pts, 10 assts) vs. Northwestern (11/27/07)
- **Triple-Double:** Ralph Sampson (15 pts, 22 rebs, 10 blks) vs. Old Dominion (12/29/79)
- **Four Double-Doubles in a row:** Travis Watson (29 pts, 12 rebs) at NC State (2/6/02), (20 pts, 10 rebs) vs. Clemson (2/10/02), (17 pts, 10 rebs) vs. UNC (2/12/02), (13 pts, 12 rebs) at Wake (2/17/02)
- **20 points and 20 rebounds:** Travis Watson (21 pts, 20 rebs) vs. Wofford (1/2/03)
- **10 assists:** Sean Singletary (10) vs. Northwestern (11/27/07)
- **5 Blocked Shots:** Jason Cain (5) vs. UNC (1/19/06)
- **5 Steals:** Sean Singletary (5) vs. UNC (3/10/06)
- **Led UVA in Points, Rebounds and Assists:** Sean Singletary (25 pts, 6 rebs, 4 assts) at Clemson (2/25/06)
- **Hit a last second shot to win a game:** Sean Singletary vs. Duke (2/1/07) [jumper with one second in OT]; J.R. Reynolds vs. Loyola Marymount (12/23/04) [layup with 1.5 seconds in regulation]
- **Played every minute:** Sean Singletary vs. Virginia Tech (2/12/05)
- **Played 40 or more minutes:** Sean Singletary (43) and J.R. Reynolds (40) vs. Duke (2/1/07)

VIRGINIA TEAM

- **Won in Overtime:** vs. Duke, 68-66 (2/1/07)
- **Lost in Overtime:** vs. Florida State, 82-87 (1/11/06)
- **Played Two Overtimes:** vs. Maryland, L 89-92 (2/19/05)
- **Played Three Overtimes:** vs. Georgetown, L 111-115 (3/15/00)
- **Shot 70 percent for a Half:** 72.2% (13-18) vs. Wake Forest 2nd Half (2/24/96)
- **Shot 60 percent in a Game:** 61.0% (36-59) vs. LIU (11/17/00)
- **Shot less than 30 percent in a Game:** 27.9% (17-61) vs. North Carolina (3/10/06)
- **Shot 90 percent from the free throw line:** 94.7% (18-19) vs. Georgia Tech (2/24/07)
- **Shot 50 percent from 3-point line:** 50.0% (16-32) vs. Northwestern (11/27/07)
- **Shot less than 30 percent in a half:** 29.0% (9-31) in 2nd Half at Wake Forest (3/3/07)
- **Shot less than 20 percent in a half:** 18.9% (7-37) in the 1st half at Duke (1/13/01)
- **Shot 55 percent or better and lost:** 56.9% (29-51) vs. Duke (3/14/03)
- **Attempted 50 FTs:** 52 (made 34) vs. Howard (12/12/94)
- **Made 30 FTs:** 31 (36 att.) vs. Tennessee (3/18/07)
- **Made 10 3-pt FGs:** 11 vs. Syracuse (12/5/07)
- **Failed to make a 3-pt FG:** at Georgia Tech (12/4/05)
- **Had 50 rebounds:** 50 vs. Seton Hall (11/24/07)
- **Had 25 assists:** 27 vs. Howard (11/21/01)
- **Had 15 steals:** 15 vs. Arizona (11/21/04)
- **Had 10 blocks:** 12 vs. Longwood (2/13/07)
- **Scored 50 pts in a half:** 54 vs. Northwestern, 1st half (11/27/07)
- **Scored 60 pts in a half:** 60 vs. Gonzaga, 1st half (1/3/07)
- **Scored 70 pts in a half:** 70 vs. Coastal Carolina, 2nd half (10/20/00)
- **Scored 100 pts (ACC):** 103 vs. Maryland (1/16/07)
- **Scored 100 pts (non-conf):** 100 at Penn (11/23/07)
- **Scored under 20 pts in 1st half:** 17 at Ga. Tech (12/4/05)
- **Scored under 20 pts in 2nd half:** 12 vs. UNC (2/11/98)
- **Scored under 50 pts in a game:** 49 at Stanford (3/14/06)

OPPONENT INDIVIDUALS

- **Scored 30 points:** Al Thornton (30), Florida St. (2/17/07)
- **Scored 35 points:** J.J. Redick (40), Duke (1/28/06)
- **Scored 40 points:** J.J. Redick (40), Duke (1/28/06)
- **Scored 50 points:** Len Chappell (50), Wake (2/12/62)
- **Two players with 20 points:** Brandon Costner (22) and Gavin Grant (20), NC State (3/9/07)
- **Three players with 20 points:** Juan Dixon (23), Chris Wilcox (21), and Lonny Baxter (20), at Maryland (3/3/02)
- **Two players with 30 points:** Trevor Powell (31) and Tony Smith (31), Marquette (2/3/90)
- **Five players scored in double figures:** Mike Jones (18), Ekene Ibekwe (17), Greivas Vasquez (17), James Gist (11) and D.J. Strawberry (11), Maryland (1/16/07)
- **Six players scored in double figures:** Chris Paul (21), Justin Gray (17), Eric Williams (15), Jamaal Levy (12), Taron Downey (11) and Vytas Danelius (10), Wake Forest (1/2/05)
- **Seven players scored in double figures:** Has not occurred since at least the 1961-62 season
- **Double-Double:** Donte Green (20 pts, 10 rebs) and Paul Harris (10 pts, 14 rebs), Syracuse (12/5/07)
- **Two players had a double-double:** Donte Green (20 pts, 10 rebs) and Paul Harris (10 pts, 14 rebs), Syracuse (12/5/07)
- **Had 15 rebounds:** Al Thornton (16), Florida State (2/17/07)
- **Had 20 rebounds:** Tim Duncan (23), Wake (2/22/97)

- **Had 10 assists:** Andre Collins (10), Loyola (Md) (12/23/05)
- **5 Blocked Shots:** Maurice Sumter (5), Longwood (2/13/07)
- **5 Steals:** Jamon Gordon (5), at Virginia Tech (2/10/07)
- **Hit a last second shot to win a game:** Lawrence Hill of Stanford (1/7/07) [1.1 seconds in regulation]

OPPONENT TEAM

- **Shot less than 30 percent in a Game:** 25.8% (16-62) Longwood (2/13/07)
- **Shot less than 30 percent in a Game (ACC):** 29.0% (20-69), Wake Forest (2/24/96)
- **Shot 60 percent in a Game:** 62.3% (33-53), Utah (12/20/06)
- **Shot 55 percent or better and lost:** 55.2% (32-58), Iowa State (12/31/03)
- **Scored 100 pts:** 110, North Carolina (1/29/05)
- **Scored 60 pts in a half:** 63, Gonzaga, 2nd half (1/3/07)
- **Scored under 20 pts in 1st half:** 19 at NC State (1/24/07)
- **Scored under 20 pts in 2nd half:** 18 at Richmond (11/22/05)
- **Scored under 50 pts in a game:** 49, Longwood (2/13/07)
- **Had 25 assists:** 26, North Carolina (1/29/05)
- **Had 15 steals:** 15, Providence (1/3/04)
- **Had 10 blocks:** 11 at Virginia Tech (2/10/07)
- **Failed to make a 3-pt FG:** vs. Arizona State (11/27/99)



ANDY BURNS

#31

Sophomore • Forward • 6-8 • 212 • Alexandria, Va. • Bishop Ireton H.S.

THIS SEASON:

- Scored his first two points of the season vs. Northwestern
- Had his first career assist at Penn
- Had two rebounds in two minutes of playing time in the season opener vs. Vermont
- Had one rebound and one assist in four minutes of action in the exhibition vs. Carson-Newman

SINGLE GAME BESTS

POINTS

Season: 2 vs. Northwestern (11/27/07)
 Career: 4 vs. UMES (11/26/06)
 ACC: --

REBOUNDS

Season: 2 vs. Vermont (11/11/07)
 Career: 3 vs. UMES (11/26/06)
 ACC: 1 at Virginia Tech (2/10/07)

FG MADE

Season: 1 vs. Northwestern (11/27/07)
 Career: 1 on three occasions
 ACC: --

FG ATTEMPTS

Season: 1 on three occasions
 Career: 2 vs. UMES (11/26/06), vs. Longwood (2/13/07)
 ACC: --

3 PT FG MADE

Season: --
 Career: 1 vs. Longwood (2/13/07)
 ACC: --

3 PT FG ATTEMPTS

Season: --
 Career: 1 vs. UMES (11/26/06), vs. Longwood (2/13/07)
 ACC: --

FT MADE

Season: --
 Career: 2 vs. UMES (11/26/06)
 ACC: --

FT ATTEMPTS

Season: --
 Career: 4 vs. UMES (11/26/06)
 ACC: --

ASSISTS

Season: 1 at Penn (11/23/07)
 Career: 1 at Penn (11/23/07)
 ACC: --

TURNOVERS

Season: 1 at Penn (11/23/07)
 Career: 1 vs. PR-Mayaguez (12/21/06), at Penn (11/23/07)
 ACC: --

BLOCKS

Season: --
 Career: 1 vs. Longwood (2/13/07)
 ACC: --

STEALS

Season: --
 Career: --
 ACC: --

MINUTES


Season: 4 vs. Northwestern (11/27/07)
 Career: 7 vs. UMES (11/26/06)
 ACC: 1 vs. Miami (2/3/07), at Virginia Tech (2/10/07)

2007-08 GAME-BY GAME:

Opponent	GP-GS	FG-FGA	3FG-3FGA	FT-FTA	Off-Def	Total	A	TO	Blk	Stl	PF	Min	Pts
Vermont	1-0	0-0	0-0	0-0	1-1	2	0	0	0	0	1	2	0
Howard	2-0	0-1	0-0	0-0	0-0	0	0	0	0	0	0	2	0
at Arizona	DNP												
Drexel	DNP												
at Penn	3-0	0-1	0-0	0-0	1-0	1	1	1	0	0	1	2	0
vs. Seton Hall	DNP												
Northwestern	4-0	1-1	0-0	0-0	0-0	0	0	0	0	0	1	4	2
Syracuse	DNP												

CAREER STATISTICS

Year	G-GS	Min-Avg.	FG-FGA	Pct.	3FG-3FGA	Pct.	FT-FTA	Pct.	Off-Def.	Reb-Avg.	PF-DQ	Ast	TO	Blk	Stl	Pts-Avg
2006-07	13-0	20-1.5	2-4	.500	1-2	.500	2-8	.250	1-5	6-0.5	2-0	0	1	1	0	7-0.5
ACC	3-0	2-0.7	0-0	.000	0-0	.000	0-0	.000	0-1	1-0.3	0-0	0	0	0	0	0-0.0
2007-08	4-0	10-2.5	1-3	.333	0-0	.000	0-0	.000	2-1	3-0.8	3-0	1	1	0	0	2-0.5
ACC	0-0															
CAREER	17-0	30-1.8	3-7	.429	1-2	.500	2-8	.250	3-6	9-0.5	5-0	1	2	1	0	9-0.5
ACC	3-0	2-0.7	0-0	.000	0-0	.000	0-0	.000	0-1	1-0.3	0-0	0	0	0	0	0-0.0



MAMADI DIANE

#24

Junior • Guard/Forward • 6-5 • 201 • Potomac, Md. • DeMatha Catholic H.S.

THIS SEASON:

- Scored in double figures in seven of eight games this season
- Scored in double figures in each of the past five games, the first time in his collegiate career he has scored at least 10 points in five consecutive games
- Shooting 55.7 percent from the floor and 56.8 percent from 3-point range
- Scored a season-high 22 points, including a career-high six 3-point FG vs. Northwestern
- Had 12 points and eight rebounds vs. Seton Hall
- Had 13 points, four rebounds and two steals at Penn
- Had 11 points and two rebounds vs. Drexel
- Scored nine points (3-3 3FG) and tied a career high with three blocks at Arizona
- Scored 14 points (5-8 FG, 4-7 3FG) against Howard
- Had 10 points and a team-high eight rebounds in the season opener vs. Vermont
- Had 19 points (8-10 FG) and a game-high eight rebounds and four steals in the exhibition vs. Carson-Newman

SINGLE GAME BESTS

POINTS

Season: 22 vs. Northwestern (11/27/07)
 Career: 26 vs. Maryland (1/16/07)
 ACC: 26 vs. Maryland (1/16/07)

REBOUNDS

Season: 8 vs. Vermont (11/11/07), vs. Seton Hall (11/24/07)
 Career: 11 vs. Hampton (12/16/06)
 ACC: 10 vs. Wake Forest (2/4/06)

FG MADE

Season: 6 vs. Northwestern (11/27/07)
 Career: 9 vs. Maryland (1/16/07)
 ACC: 9 vs. Maryland (1/16/07)

FG ATTEMPTS

Season: 11 vs. Northwestern (11/27/07)
 Career: 16 at Ga Tech (12/4/05), vs. Maryland (1/16/07)
 ACC: 16 at Ga Tech (12/4/05), vs. Maryland (1/16/07)

3 PT FG MADE

Season: 6 vs. Northwestern (11/27/07)
 Career: 6 vs. Northwestern (11/27/07)
 ACC: 3 on 3 occasions

3 PT FG ATTEMPTS

Season: 9 vs. Northwestern (11/27/07)
 Career: 9 vs. Northwestern (11/27/07)
 ACC: 8 at North Carolina (1/10/07)

FT MADE

Season: 4 vs. Northwestern (11/27/07)
 Career: 7 vs. Loyola (12/23/05), vs. UMES (11/26/06)
 ACC: 6 vs. Maryland (1/16/07)

FT ATTEMPTS

Season: 4 vs. Drexel (11/20/07), vs. Northwestern (11/27/07)
 Career: 8 vs. Loyola (12/23/05)
 ACC: 7 vs. Maryland (1/16/07)

ASSISTS

Season: 3 vs. Northwestern (11/27/07)
 Career: 4 vs. Loyola (12/23/05)
 ACC: 3 on 3 occasions

TURNOVERS

Season: 4 vs. Vermont (11/11/07)
 Career: 5 vs. Morgan State (11/19/06)
 ACC: 4 vs. Virginia Tech (3/1/07)

BLOCKS

Season: 3 at Arizona (11/17/07)
 Career: 3 vs. Liberty (11/18/05), at Arizona (11/17/07)
 ACC: 2 on 4 occasions

STEALS

Season: 2 at Penn (11/23/07)
 Career: 4 vs. Maryland (1/16/07)
 ACC: 4 vs. Maryland (1/16/07)

MINUTES


Season: 36 at Arizona (11/17/07)
 Career: 39 vs. Duke (2/1/07)
 ACC: 39 vs. Duke (2/1/07)

2007-08 GAME-BY GAME:

Opponent	GP-GS	FG-FGA	3FG-3FGA	FT-FTA	Off-Def	Total	A	TO	Blk	Stl	PF	Min	Pts
Vermont	1-1	4-7	1-3	1-3	1-7	8	1	4	0	0	2	29	10
Howard	2-2	5-8	4-7	0-0	1-1	2	1	2	0	1	2	20	14
at Arizona	3-3	3-4	3-3	0-0	0-1	1	1	3	3	0	2	36	9
Drexel	4-4	3-7	2-4	3-4	2-0	2	0	3	0	0	3	28	11
at Penn	5-5	5-10	1-3	2-2	1-3	4	1	0	1	2	4	25	13
vs. Seton Hall	6-6	4-7	2-4	2-3	4-4	8	2	1	2	0	2	33	12
Northwestern	7-7	6-11	6-9	4-4	1-6	7	3	3	1	0	2	29	22
Syracuse	8-8	4-7	2-4	0-0	0-2	2	0	0	1	1	3	33	10

CAREER STATISTICS

Year	G-GS	Min-Avg.	FG-FGA	Pct.	3FG-3FGA	Pct.	FT-FTA	Pct.	Off-Def.	Reb-Avg.	PF-DQ	Ast	TO	Blk	Stl	Pts-Avg
2005-06	30-11	668-22.3	65-193	.337	16-66	.242	35-43	.814	33-79	112-3.7	42-0	32	36	11	22	181-6.0
ACC	16-1	321-20.1	31-94	.330	7-36	.194	12-15	.800	20-39	59-3.7	22-0	17	17	3	10	81-5.1
2006-07	32-32	883-27.6	111-251	.442	42-120	.350	43-57	.754	34-78	112-3.5	61-3	38	42	13	26	307-9.6
ACC	16-16	446-27.9	49-132	.371	18-64	.281	18-27	.667	17-37	54-3.4	32-2	18	21	8	15	134-8.4
2007-08	8-8	233-29.1	34-61	.557	21-37	.568	12-16	.750	10-24	34-4.3	20-0	9	16	8	4	101-12.6
ACC	0-0															
CAREER	70-51	1784-25.5	210-505	.416	79-223	.354	90-116	.776	77-181	258-3.7	123-3	79	94	32	52	589-8.4
ACC	32-17	767-24.0	80-226	.354	25-100	.250	30-42	.714	37-76	113-3.5	54-2	35	38	11	25	215-6.7



WILL HARRIS

#43

Sophomore • Forward/Guard • 6-6 • 245 • Corona, N.Y. • Brewster Academy

THIS SEASON:

- Scored a season-high seven points (3-3 FG) vs. Syracuse
- Had four rebounds vs. Northwestern
- Had a six points (3-6 FG) along with three rebounds at Penn
- Scored two points and had six rebounds vs. Howard
- Played two minutes in the season opener vs. Vermont

SINGLE GAME BESTS

POINTS

Season: 7 vs. Syracuse (12/5/07)
 Career: 16 vs. Morgan State (11/19/06)
 ACC: 14 vs. NC State (12/3/06)

REBOUNDS

Season: 6 vs. Howard (11/14/07)
 Career: 8 vs. Morgan St. (11/19/06), vs. PR-Mayaguez (12/21/06)
 ACC: 6 vs. NC State (12/3/06)

FG MADE

Season: 3 at Penn (11/23/07), vs. Syracuse (12/5/07)
 Career: 7 vs. Morgan State (11/19/06)
 ACC: 5 vs. NC State (12/3/06)

FG ATTEMPTS

Season: 6 at Penn (11/23/07)
 Career: 12 vs. Morgan State (11/19/06)
 ACC: 6 on 4 occasions

3 PT FG MADE

Season: 1 vs. Syracuse (12/5/07)
 Career: 1 on 10 occasions
 ACC: 1 on 6 occasions

3 PT FG ATTEMPTS

Season: 1 on three occasions
 Career: 3 vs. UMES (11/26/06)
 ACC: 2 vs. NC State (12/3/06), vs. Miami (2/3/07)

FT MADE

Season: 2 vs. Seton Hall (11/24/07)
 Career: 3 vs. Arizona (11/12/06), vs. NC State (12/3/06)
 ACC: 3 vs. NC State (12/3/06)

FT ATTEMPTS

Season: 2 vs. Seton Hall (11/24/07)
 Career: 4 on 3 occasions
 ACC: 4 vs. NC State (12/3/06), at Va. Tech (2/10/07)

ASSISTS

Season: 1 at Penn (11/23/07)
 Career: 4 vs. Gonzaga (1/3/07)
 ACC: 1 at Clemson (1/28/07), vs. Ga. Tech (2/24/07)

TURNOVERS

Season: 2 vs. Howard (11/14/07)
 Career: 5 vs. Morgan State (11/19/06)
 ACC: 3 vs. Maryland (1/16/07)

BLOCKS

Season: --
 Career: 2 vs. Longwood (2/13/07)
 ACC: 1 vs. Georgia Tech (2/24/07)

STEALS

Season: 1 at Penn (11/23/07), vs. Northwestern (11/27/07)
 Career: 1 on 7 occasions
 ACC: 1 on 5 occasions

MINUTES


Season: 17 vs. Northwestern (11/27/07)
 Career: 26 vs. Puerto Rico-Mayaguez (12/21/06)
 ACC: 22 at Virginia Tech (2/10/07)

2007-08 GAME-BY-GAME:

Opponent	GP-GS	FG-FGA	3FG-3FGA	FT-FTA	Off-Def	Total	A	TO	Blk	Stl	PF	Min	Pts
Vermont	1-0	0-1	0-0	0-0	0-0	0	0	0	0	0	0	2	0
Howard	2-0	1-2	0-0	0-0	1-5	6	0	2	0	0	1	9	2
at Arizona	3-0	0-1	0-0	0-0	0-0	0	0	1	0	0	1	2	0
Drexel	DNP												
at Penn	4-0	3-6	0-1	0-1	1-2	3	1	0	0	1	0	13	6
vs. Seton Hall	5-0	0-1	0-0	2-2	0-1	1	0	0	0	0	0	3	2
Northwestern	6-0	0-3	0-1	0-0	2-2	4	0	1	0	1	1	17	0
Syracuse	7-0	3-3	1-1	0-0	1-1	2	0	1	0	0	1	9	7

CAREER STATISTICS

Year	G-GS	Min-Avg.	FG-FGA	Pct.	3FG-3FGA	Pct.	FT-FTA	Pct.	Off-Def.	Reb-Avg.	PF-DQ	Ast	TO	Blk	Stl	Pts-Avg
2006-07	32-3	444-13.9	45-121	.372	9-36	.250	16-24	.667	39-64	103-3.2	48-0	13	31	9	6	115-3.6
ACC	16-0	189-11.8	22-53	.415	5-15	.333	8-13	.615	15-28	43-2.7	25-0	2	16	1	5	57-3.6
2007-08	7-0	55-7.9	7-17	.412	1-3	.333	2-3	.667	5-11	16-2.3	4-0	1	5	0	2	17-2.4
ACC	0-0															
CAREER	39-3	499-12.8	52-138	.377	10-39	.256	18-27	.667	44-75	119-3.1	52-0	14	36	9	8	132-3.4
ACC	16-0	189-11.8	22-53	.415	5-15	.333	8-13	.615	15-28	43-2.7	25-0	2	16	1	5	57-3.6



ADRIAN JOSEPH

#30

Senior • Forward • 6-7 • 201 • San Fernando, Trinidad • Brewster Academy

THIS SEASON:

- Co-captain for the 2007-08 season
- Has had double figure rebounds in four of the last five games and is averaging 11.2 rebounds a game during that stretch
- Had a double-double (19 points, 13 rebounds) vs. Syracuse, his third of the season
- Tied a career-high with three steals vs. Northwestern
- Grabbed a career-high 16 rebounds vs. Seton Hall
- Had 23 points (one shy of his career high) and 11 rebounds at Penn to post his second consecutive double-double
- Posted his first career double-double with 11 points and 11 rebounds vs. Drexel
- Scored four points at Arizona, including two free throws in the final minute
- Had 19 points against Vermont in the season opener, tying career highs with five 3-point field goals and three assists
- Had a game-high 22 points in the exhibition against Carson-Newman

SINGLE GAME BESTS

POINTS

Season: 23 at Penn (11/23/07)
 Career: 24 vs. Loyola (12/23/05)
 ACC: 19 vs. Wake Forest (1/2/05)

REBOUNDS

Season: 16 vs. Seton Hall (11/24/07)
 Career: 16 vs. Seton Hall (11/24/07)
 ACC: 8 at NC State (2/1/06), vs. Wake (2/4/06)

FG MADE

Season: 8 vs. Syracuse (12/5/07)
 Career: 9 vs. Loyola (12/23/05)
 ACC: 7 vs. Wake Forest (1/2/05)

FG ATTEMPTS

Season: 18 vs. Syracuse (12/5/07)
 Career: 18 vs. Syracuse (12/5/07)
 ACC: 12 vs. Wake Forest (1/2/05)

3 PT FG MADE

Season: 5 vs. Vermont (11/11/07), at Penn (11/23/07)
 Career: 5 on four occasions
 ACC: 5 vs. Florida State (2/17/07)

3 PT FG ATTEMPTS

Season: 10 vs. Syracuse (12/5/07)
 Career: 10 vs. Syracuse (12/5/07)
 ACC: 8 vs. Wake Forest (2/4/06)

FT MADE

Season: 4 at Penn (11/23/07)
 Career: 4 on three occasions
 ACC: 4 vs. Clemson (1/7/06)

FT ATTEMPTS

Season: 5 at Penn (11/23/07)
 Career: 5 at Penn (11/23/07)
 ACC: 4 vs. Clemson (1/7/06), 4 vs. Va. Tech (2/11/06)

ASSISTS

Season: 3 vs. Vermont (11/11/07)
 Career: 3 on 5 occasions
 ACC: 3 at Maryland (2/7/06), vs. NC State (12/3/06)

TURNOVERS

Season: 5 vs. Seton Hall (11/24/07), vs. Syracuse (12/5/07)
 Career: 5 on three occasions
 ACC: 3 vs. Virginia Tech (2/11/06)

BLOCKS

Season: 1 on four occasions
 Career: 2 on 5 occasions
 ACC: 2 at NC State (2/1/06)

STEALS

Season: 3 vs. Northwestern (11/27/07)
 Career: 3 on three occasions
 ACC: 3 vs. Duke (1/16/05)

MINUTES


Season: 38 vs. Syracuse (12/5/07)
 Career: 40 vs. Virginia Tech (2/11/06)
 ACC: 40 vs. Virginia Tech (2/11/06)

2007-08 GAME-BY GAME:

Opponent	GP-GS	FG-FGA	3FG-3FGA	FT-FTA	Off-Def	Total	A	TO	Blk	Stl	PF	Min	Pts
Vermont	1-1	7-11	5-8	0-0	0-6	6	3	1	1	0	2	31	19
Howard	2-2	2-10	1-5	0-0	1-4	5	1	0	0	2	0	22	5
at Arizona	3-3	1-2	0-1	2-2	2-1	3	1	1	0	1	2	22	4
Drexel	4-4	4-9	1-4	2-2	2-9	11	1	0	0	0	2	30	11
at Penn	5-5	7-14	5-7	4-5	5-6	11	0	2	1	1	2	24	23
vs. Seton Hall	6-6	2-7	2-5	0-0	5-11	16	1	5	1	0	1	28	6
Northwestern	7-7	3-9	2-5	0-0	1-4	5	0	0	1	3	1	18	8
Syracuse	8-8	8-18	3-10	0-0	4-9	13	2	5	0	0	2	38	19

CAREER STATISTICS

Year	G-GS	Min-Avg.	FG-FGA	Pct.	3FG-3FGA	Pct.	FT-FTA	Pct.	Off-Def.	Reb-Avg.	PF-DQ	Ast	TO	Blk	Stl	Pts-Avg
2004-05	23-6	322-14.0	37-93	.398	14-41	.341	9-13	.692	9-18	27-1.2	21-0	8	12	3	10	97-4.2
ACC	11-5	195-17.7	21-53	.396	12-26	.462	7-7	1.000	7-10	17-1.5	14-0	6	5	1	6	61-5.5
2005-06	30-19	857-28.6	103-256	.402	46-136	.338	31-42	.738	32-102	134-4.5	46-1	16	45	19	11	283-9.4
ACC	16-14	465-29.1	53-132	.402	25-74	.338	15-18	.833	14-60	74-4.6	21-0	9	20	7	5	146-9.1
2006-07	31-3	686-22.1	88-199	.442	42-121	.347	6-8	.750	33-76	109-3.5	39-0	29	26	7	11	224-7.2
ACC	16-0	308-19.3	37-92	.402	21-62	.339	0-0	.000	12-34	46-2.9	20-0	11	11	5	2	95-5.9
2007-08	8-8	213-26.6	34-80	.425	19-45	.422	8-9	.889	20-50	70-8.8	12-0	9	14	4	7	95-11.9
ACC	0-0															
CAREER	92-36	2078-22.6	262-628	.417	121-343	.353	54-72	.750	94-246	340-3.7	118-1	62	97	33	39	699-7.6
ACC	43-19	968-22.5	111-277	.401	58-162	.358	22-25	.880	33-104	137-3.2	55-0	26	36	13	13	302-7.0



JEROME MEYINSSE

#55

Sophomore • Forward/Center • 6-8 • 245 • Baton Rouge, La. • McKinley H.S.

THIS SEASON:

- Has made every field goal attempt (4-4) this season
- Scored two points vs. Howard and Northwestern
- Had four points and two rebounds in the season opener vs. Vermont
- Had seven points and seven rebounds in 14 minutes of action in the exhibition against Carson-Newman

SINGLE GAME BESTS

POINTS

Season: 4 vs. Vermont (11/11/07)
 Career: 9 vs. UMES (11/26/06)
 ACC: --

REBOUNDS

Season: 2 vs. Vermont (11/11/07)
 Career: 6 vs. UNC Asheville (11/22/06)
 ACC: --

FG MADE

Season: 2 vs. Vermont (11/11/07)
 Career: 2 on three occasions
 ACC: --

FG ATTEMPTS

Season: 2 vs. Vermont (11/11/07)
 Career: 4 vs. PR-Mayaguez (12/21/06)
 ACC: 1 vs. Miami (2/3/07)

3 PT FG MADE

Season: --
 Career: --
 ACC: --

3 PT FG ATTEMPTS

Season: --
 Career: --
 ACC: --

FT MADE

Season: --
 Career: 5 vs. UMES (11/26/06)
 ACC: --

FT ATTEMPTS

Season: --
 Career: 6 vs. UMES (11/26/06)
 ACC: --

ASSISTS

Season: --
 Career: 1 vs. American (12/28/06)
 ACC: --

TURNOVERS

Season: 2 vs. Vermont (11/11/07), at Penn (11/23/07)
 Career: 2 on three occasions
 ACC: --

BLOCKS

Season: --
 Career: 1 vs. UMES (11/26/06), vs. Hampton (12/16/06)
 ACC: --

STEALS

Season: 1 at Penn (11/23/07)
 Career: 2 vs. PR-Mayaguez (12/21/06)
 ACC: --

MINUTES

Season: 10 vs. Vermont (11/11/07)
 Career: 18 vs. PR-Mayaguez (12/21/06)
 ACC: 3 vs. Wake (1/21/07), at Clemson (1/28/07)

2007-08 GAME-BY GAME:

Opponent	GP-GS	FG-FGA	3FG-3FGA	FT-FTA	Off-Def	Total	A	TO	Blk	Stl	PF	Min	Pts
Vermont	1-0	2-2	0-0	0-0	1-1	2	0	2	0	0	2	10	4
Howard	2-0	1-1	0-0	0-0	1-0	1	0	0	0	0	0	5	2
at Arizona	DNP												
Drexel	3-0	0-0	0-0	0-0	0-1	1	0	0	0	0	0	2	0
at Penn	4-0	0-0	0-0	0-0	1-0	1	0	2	0	1	2	4	0
vs. Seton Hall	DNP												
Northwestern	5-0	1-1	0-0	0-0	0-1	1	0	0	0	0	0	6	2
Syracuse	DNP												

CAREER STATISTICS

Year	G-GS	Min-Avg.	FG-FGA	Pct.	3FG-3FGA	Pct.	FT-FTA	Pct.	Off-Def.	Reb-Avg.	PF-DQ	Ast	TO	Blk	Stl	Pts-Avg
2006-07	15-0	100-6.7	4-11	.364	0-0	.000	9-13	.692	3-17	20-1.3	15-0	1	4	2	2	17-1.1
ACC	4-0	8-2.0	0-1	.000	0-0	.000	0-0	.000	0-0	0-0.0	3-0	0	0	0	0	0-0.0
2007-08	5-0	27-5.4	4-4	1.000	0-0	.000	0-0	.000	3-3	6-1.2	4-0	0	4	0	1	8-1.6
ACC	0-0															
CAREER	20-0	127-6.4	8-15	.533	0-0	.000	9-13	.692	6-20	26-1.3	19-0	1	8	2	3	25-1.3
ACC	4-0	8-2.0	0-1	.000	0-0	.000	0-0	.000	0-0	0-0.0	3-0	0	0	0	0	0-0.0



LAURYNAS MIKALAUSKAS

#11

Junior • Forward • 6-8 • 246 • Palanga, Lithuania • Blue Ridge School

THIS SEASON:

- Had seven points and a tied his season-high with six rebounds vs. Northwestern
- Tied a season high with eight points at Penn
- Had six points and a season-high six rebounds at Arizona
- Scored five points vs. Howard
- Had eight points and four rebounds in the season opener vs. Vermont

SINGLE GAME BESTS

POINTS

Season: 8 vs. Vermont (11/11/07), at Penn (11/23/07)
 Career: 14 vs. Liberty (11/18/05)
 ACC: 12 vs. Miami (1/24/06)

REBOUNDS

Season: 6 at Arizona (11/17/07), vs. Northwestern (11/27/07)
 Career: 12 vs. Virginia Tech (3/9/06)
 ACC: 12 vs. Virginia Tech (3/9/06)

FG MADE

Season: 3 at Arizona (11/17/07), at Penn (11/23/07)
 Career: 6 vs. Liberty (11/18/05)
 ACC: 5 vs. UNC (1/19/06), vs. Miami (1/24/06)

FG ATTEMPTS

Season: 6 at Penn (11/23/07)
 Career: 11 vs. Loyola (12/23/05)
 ACC: 9 vs. North Carolina (1/19/06)

3 PT FG MADE

Season: --
 Career: --
 ACC: --

3 PT FG ATTEMPTS

Season: --
 Career: 1 vs. Appalachian State (12/19/06)
 ACC: --

FT MADE

Season: 4 vs. Vermont (11/11/07)
 Career: 5 vs. Virginia Tech (3/9/06)
 ACC: 5 vs. Virginia Tech (3/9/06)

FT ATTEMPTS

Season: 6 vs. Vermont (11/11/07)
 Career: 8 vs. Virginia Tech (3/9/06), vs. Morgan St. (11/19/06)
 ACC: 8 vs. Virginia Tech (3/9/06)

ASSISTS

Season: 1 on three occasions
 Career: 3 vs. Miami (2/3/07)
 ACC: 3 vs. Miami (2/3/07)

TURNOVERS

Season: 1 vs. Vermont (11/11/07)
 Career: 4 vs. Liberty (11/18/05), vs. Hartford (12/31/05)
 ACC: 2 on seven occasions

BLOCKS

Season: 1 at Penn (11/23/07)
 Career: 2 on three occasions
 ACC: 2 vs. Boston College (2/21/06)

STEALS

Season: 1 at Arizona (11/17/07), vs. Drexel (11/20/07)
 Career: 1 on 14 occasions
 ACC: 1 on 5 occasions

MINUTES

Season: 23 at Arizona (11/17/07)
 Career: 34 at UNC (3/1/06), at Stanford (3/14/06)
 ACC: 34 at North Carolina (3/1/06)

2007-08 GAME-BY GAME:

Opponent	GP-GS	FG-FGA	3FG-3FGA	FT-FTA	Off-Def	Total	A	TO	Blk	Stl	PF	Min	Pts
Vermont	1-0	2-2	0-0	4-6	2-2	4	0	1	0	0	2	19	8
Howard	2-0	2-3	0-0	1-4	1-0	1	0	0	0	0	3	14	5
at Arizona	3-0	3-4	0-0	0-0	1-5	6	0	0	0	1	1	23	6
Drexel	4-0	0-2	0-0	1-2	1-0	1	1	0	0	1	1	16	1
at Penn	5-0	3-6	0-0	2-3	2-0	2	1	0	1	0	1	12	8
vs. Seton Hall	6-0	1-1	0-0	1-2	2-1	3	1	0	0	0	4	14	3
Northwestern	7-0	2-2	0-0	3-4	2-4	6	0	0	0	0	2	12	7
Syracuse	8-0	1-3	0-0	1-1	0-1	1	0	0	0	0	1	21	3

CAREER STATISTICS

Year	G-GS	Min-Avg.	FG-FGA	Pct.	3FG-3FGA	Pct.	FT-FTA	Pct.	Off-Def.	Reb-Avg.	PF-DQ	Ast	TO	Blk	Stl	Pts-Avg
2005-06	30-12	709-23.6	79-139	.568	0-0	.000	27-50	.540	66-70	136-4.5	87-3	2	37	9	10	185-6.2
ACC	16-1	372-23.3	39-74	.527	0-0	.000	12-21	.571	35-33	68-4.3	50-2	1	16	4	4	90-5.6
2006-07	30-12	370-12.3	41-74	.554	0-1	.000	30-51	.588	30-30	60-2.0	54-1	13	16	7	2	112-3.7
ACC	14-10	176-12.6	19-35	.543	0-0	.000	8-15	.533	17-14	31-2.2	25-0	7	7	2	1	46-3.3
2007-08	8-0	131-16.4	14-23	.609	0-0	.000	13-22	.591	11-13	24-3.0	15-0	3	1	1	2	41-5.1
ACC	0-0															
CAREER	68-24	1210-17.8	134-236	.568	0-1	.000	70-123	.569	107-113	220-3.2	156-4	18	54	17	14	338-5.0
ACC	30-11	548-18.3	58-109	.532	0-0	.000	20-36	.556	52-47	99-3.3	75-2	8	23	6	5	136-4.5



RYAN PETTINELLA

#34

Senior • Forward/Center • 6-9 • 249 • Webster, N.Y. • McQuaid Jesuit H.S. • Penn

THIS SEASON:

- Has started the first eight games of the season
- Had a season-high six points (3-3 FG) at Penn, his former school
- Had four rebounds at Arizona and vs. Drexel
- Scored five points and grabbed five rebounds (all offensive) vs. Howard
- Had four points, five rebounds, and a career-high two assists vs. Vermont
- Had four points and five rebounds in the exhibition against Carson-Newman

SINGLE GAME BESTS (at Virginia)

POINTS

Season: 6 at Penn (11/23/07)
 Career: 14 vs. Hampton (12/16/06)
 ACC: 7 vs. NC State (12/3/06)

REBOUNDS

Season: 5 vs. Vermont (11/11/07), vs. Howard (11/14/07)
 Career: 10 vs. Hampton (12/16/06)
 ACC: 4 on three occasions

FG MADE

Season: 3 at Penn (11/23/07)
 Career: 6 vs. Hampton (12/16/06)
 ACC: 3 vs. NC State (12/3/06)

FG ATTEMPTS

Season: 3 on three occasions
 Career: 6 vs. Hampton (12/16/06)
 ACC: 4 vs. NC State (12/3/06)

3 PT FG MADE

Season: --
 Career: --
 ACC: --

3 PT FG ATTEMPTS

Season: --
 Career: --
 ACC: --

FT MADE

Season: 1 vs. Howard (11/14/07)
 Career: 2 vs. Hampton (12/16/06), vs. App. St (12/19/06)
 ACC: 1 on three occasions

FT ATTEMPTS

Season: 2 on five occasions
 Career: 6 vs. Hampton (12/16/06)
 ACC: 3 vs. NC State (12/3/06)

ASSISTS

Season: 2 vs. Vermont (11/11/07)
 Career: 2 vs. Vermont (11/11/07)
 ACC: 1 vs. Georgia Tech (2/24/07)

TURNOVERS

Season: 2 at Penn (11/23/07), vs. Northwestern (11/27/07)
 Career: 2 at Penn (11/23/07), vs. Northwestern (11/27/07)
 ACC: 1 vs. FSU (2/17/07), vs. Va. Tech (3/1/07)

BLOCKS

Season: 1 vs. Howard (11/14/07), at Penn (11/23/07)
 Career: 1 on four occasions
 ACC: 1 at Wake Forest (3/3/07)

STEALS

Season: 1 at Arizona (11/17/07)
 Career: 1 on three occasions
 ACC: 1 vs. NC State (12/3/06)

MINUTES


Season: 21 vs. Howard (11/14/07)
 Career: 24 vs. Hampton (12/16/06), vs. App. St (12/19/06)
 ACC: 22 vs. NC State (12/3/06)

2007-08 GAME-BY GAME:

Opponent	GP-GS	FG-FGA	3FG-3FGA	FT-FTA	Off-Def	Total	A	TO	Blk	Stl	PF	Min	Pts
Vermont	1-1	2-3	0-0	0-2	2-3	5	2	1	0	0	3	9	4
Howard	2-2	2-3	0-0	1-2	5-0	5	0	1	1	0	1	21	5
at Arizona	3-3	0-1	0-0	0-2	1-3	4	0	0	0	1	4	17	0
Drexel	4-4	0-2	0-0	0-0	3-1	4	0	0	0	0	3	8	0
at Penn	5-5	3-3	0-0	0-2	1-1	2	0	2	1	0	4	11	6
vs. Seton Hall	6-6	0-1	0-0	0-2	2-0	2	0	0	0	0	2	11	0
Northwestern	7-7	0-0	0-0	0-0	1-1	2	0	2	0	0	0	10	0
Syracuse	8-8	0-0	0-0	0-0	1-0	1	0	0	0	0	0	3	0

CAREER STATISTICS (at Virginia)

Year	G-GS	Min-Avg.	FG-FGA	Pct.	3FG-3FGA	Pct.	FT-FTA	Pct.	Off-Def.	Reb-Avg.	PF-DQ	Ast	TO	Blk	Stl	Pts-Avg
2006-07	23-7	229-10.0	28-40	.700	0-0	.000	9-37	.243	30-28	58-2.5	47-0	1	7	2	2	65-2.8
ACC	10-0	82-8.2	6-7	.857	0-0	.000	3-11	.273	7-7	14-1.4	18-0	1	2	1	1	15-1.5
2007-08	8-8	90-11.3	7-13	.538	0-0	.000	1-10	.100	16-9	25-3.1	17-0	2	6	2	1	15-1.9
ACC	0-0															
CAREER	31-15	319-10.3	35-53	.660	0-0	.000	10-47	.213	46-37	83-2.7	64-0	3	13	4	3	80-2.6
ACC	10-0	82-8.2	6-7	.857	0-0	.000	3-11	.273	7-7	14-1.4	18-0	1	2	1	1	15-1.5



SEAN SINGLETARY

#44

Senior • Guard • 6-0 • 185 • Philadelphia, Pa. • The William Penn Charter School

THIS SEASON:

- Co-captain for the 2007-08 season, joining Donald Hand as the only three-year captains in Virginia history
- First-team Collegehoops.net preseason All-American
- Third-team CBSsportsline.com preseason All-American
- CollegeInsider.com preseason All-American
- Top 50 preseason candidate for the John R. Wooden Award
- Preseason Watch List for the Naismith Trophy presented by AT&T
- Bob Cousy Award presented by The Hartford (nation's top point guard) preseason list
- One of 30 candidates for the Lowe's Senior CLASS Award
- Preseason All-ACC
- No. 4 on Luke Winn's Top 15 Seniors on SI.com
- Had second career double-double with 14 points and career-high 10 assists vs. Northwestern
- Had 23 points (his 31st career 20-point game), seven rebounds, and seven assists vs. Seton Hall
- Had 24 points, seven rebounds, and five assists vs. Drexel
- ACC Player of the Week (11/19) after leading Virginia to wins over Howard and Arizona, his fourth career ACC Player of the Week honor
- Scored 24 points and had eight assists at Arizona
- Scored 23 points and had eight assists vs. Howard

2007-08 GAME-BY-GAME:

Opponent	GP-GS	FG-FGA	3FG-3FGA	FT-FTA	Off-Def	Total	A	TO	Blk	Stl	PF	Min	Pts
Vermont	1-1	4-9	1-2	10-12	1-4	5	6	6	0	4	2	31	19
Howard	2-2	9-16	3-6	2-2	3-1	4	8	5	0	1	2	30	23
at Arizona	3-3	6-19	1-6	11-11	0-4	4	8	5	0	1	4	36	24
Drexel	4-4	7-19	3-3	7-8	2-5	7	5	8	0	2	3	37	24
at Penn	5-5	4-12	1-3	7-7	1-1	2	4	5	0	1	2	28	16
vs. Seton Hall	6-6	7-20	2-9	7-7	1-6	7	7	5	0	0	4	37	23
Northwestern	7-7	5-9	3-6	1-1	0-2	2	10	2	0	2	1	27	14
Syracuse	8-8	3-14	2-7	2-8	0-5	5	9	3	0	2	2	35	10

SINGLE GAME BESTS

POINTS

Season: 24 at Arizona (11/17/07), vs. Drexel (11/20/07)
 Career: 37 vs. Gonzaga (1/3/07)
 ACC: 29 vs. Miami (1/24/06)

REBOUNDS

Season: 7 vs. Drexel (11/20/07), vs. Seton Hall (11/24/07)
 Career: 10 vs. North Carolina (3/10/06)
 ACC: 10 vs. North Carolina (3/10/06)

FG MADE

Season: 9 vs. Howard (11/14/07)
 Career: 11 vs. Gonzaga (12/17/05), Miami (1/24/06)
 ACC: 11 vs. Miami (1/24/06)

FG ATTEMPTS

Season: 20 vs. Seton Hall (11/24/07)
 Career: 23 at Georgia Tech (12/4/05)
 ACC: 23 at Georgia Tech (12/4/05)

3 PT FG MADE

Season: 3 on three occasions
 Career: 7 vs. Gonzaga (1/3/07)
 ACC: 5 at NC State (1/24/07)

3 PT FG ATTEMPTS

Season: 9 vs. Seton Hall (11/24/07)
 Career: 12 vs. Gonzaga (1/3/07), vs. Ga. Tech (2/24/07)
 ACC: 12 vs. Georgia Tech (2/24/07)

FT MADE

Season: 11 at Arizona (11/17/07)
 Career: 14 vs. Hampton (12/16/06)
 ACC: 12 vs. Maryland (1/16/07)

FT ATTEMPTS

Season: 12 vs. Vermont (11/11/07)
 Career: 16 vs. Hampton (12/16/06)
 ACC: 14 vs. Maryland (1/16/07)

ASSISTS

Season: 10 vs. Northwestern (11/27/07)
 Career: 10 vs. Northwestern (11/27/07)
 ACC: 9 vs. Maryland (2/19/05)

TURNOVERS

Season: 8 vs. Drexel (11/20/07)
 Career: 9 at Arizona (11/27/05), at Clemson (2/25/06)
 ACC: 9 at Clemson (2/25/06)

BLOCKS

Season: --
 Career: 2 vs. Auburn (12/3/04)
 ACC: 1 on three occasions

STEALS


Season: 4 vs. Vermont (11/11/07)
 Career: 6 vs. Arizona (11/21/04), at Gonzaga (12/17/05)
 ACC: 4 on three occasions

MINUTES

Season: 37 vs. Drexel (11/20/07), vs. Seton Hall (11/24/07)
 Career: 45 vs. Maryland (2/19/05)
 ACC: 45 vs. Maryland (2/19/05)

CAREER STATISTICS

Year	G-GS	Min-Avg.	FG-FGA	Pct.	3FG-3FGA	Pct.	FT-FTA	Pct.	Off-Def.	Reb-Avg.	PF-DQ	Ast	TO	Blk	Stl	Pts-Avg
2004-05	29-29	866-29.9	101-262	.385	34-106	.321	69-89	.775	24-64	88-3.0	92-4	113	70	2	48	305-10.5
ACC	16-16	489-30.6	55-143	.385	19-57	.333	39-50	.780	13-28	41-2.6	55-3	59	28	0	22	168-10.5
2005-06	29-29	982-33.9	168-420	.400	51-147	.347	125-148	.845	34-94	128-4.4	65-0	121	104	3	54	512-17.7
ACC	16-16	553-34.6	97-250	.388	25-84	.298	59-67	.881	16-48	64-4.0	39-0	66	59	3	22	278-17.4
2006-07	32-32	1064-33.2	170-425	.400	79-203	.389	190-218	.872	36-111	147-4.6	81-1	151	100	1	38	609-19.0
ACC	16-16	552-34.5	88-216	.407	41-105	.390	66-80	.825	20-59	79-4.9	42-1	68	54	0	20	283-17.7
2007-08	8-8	261-32.6	45-118	.381	16-42	.381	47-56	.839	8-28	36-4.5	20-0	57	39	0	13	153-19.1
ACC	0-0															
CAREER	98-98	3173-32.4	484-1225	.395	180-498	.361	431-511	.843	102-297	399-4.1	258-5	442	313	6	153	1579-16.1
ACC	48-48	1594-33.2	240-609	.394	85-246	.346	164-197	.832	49-135	184-3.8	136-4	193	141	3	64	729-15.2



TUNJI SOROYE

#21

Senior • Center • 6-11 • 252 • Dugbe Ibadan, Nigeria • Montrose Christian School

THIS SEASON:

- Had arthroscopic surgery on Nov. 8 to correct cartilage damage in his left knee and expected to be out 6-8 weeks.
- Had six points, four rebounds, and four blocks in the exhibition against Carson-Newman

SINGLE GAME BESTS

POINTS

Season: --
 Career: 12 vs. Fordham (12/7/05)
 ACC: 6 on three occasions

REBOUNDS

Season: --
 Career: 11 vs. Maryland (2/6/07)
 ACC: 11 vs. Maryland (2/6/07)

FG MADE

Season: --
 Career: 4 vs. Fordham (12/7/05), vs. Albany (3/16/07)
 ACC: 3 vs. Florida State (1/11/06)

FG ATTEMPTS

Season: --
 Career: 8 vs. Albany (3/16/07)
 ACC: 5 vs. Florida State (1/11/06)

3 PT FG MADE

Season: --
 Career: --
 ACC: --

3 PT FG ATTEMPTS

Season: --
 Career: --
 ACC: --

FT MADE

Season: --
 Career: 4 on three occasions
 ACC: 4 vs. Clemson (1/7/06)

FT ATTEMPTS

Season: --
 Career: 6 vs. Fordham (12/7/05)
 ACC: 5 vs. Florida State (2/17/07)

ASSISTS

Season: --
 Career: 1 on 13 occasions
 ACC: 1 on eight occasions

TURNOVERS

Season: --
 Career: 4 at Virginia Tech (1/15/06)
 ACC: 4 at Virginia Tech (1/15/06)

BLOCKS

Season: --
 Career: 5 vs. Duke (3/11/05)
 ACC: 4 on 3 occasions

STEALS

Season: --
 Career: 2 on three occasions
 ACC: 2 vs. UNC (1/19/06), at FSU (2/18/06)

MINUTES


Season: --
 Career: 33 vs. Clemson (1/7/06)
 ACC: 33 vs. Clemson (1/7/06)

2007-08 GAME-BY-GAME:

Opponent	GP-GS	FG-FGA	3FG-3FGA	FT-FTA	Off-Def	Total	A	TO	Blk	Stl	PF	Min	Pts
Vermont	DNP												
Howard	DNP												
at Arizona	DNP												
Drexel	DNP												
at Penn	DNP												
vs. Seton Hall	DNP												
Northwestern	DNP												
Syracuse	DNP												

CAREER STATISTICS

Year	G-GS	Min-Avg.	FG-FGA	Pct.	3FG-3FGA	Pct.	FT-FTA	Pct.	Off-Def.	Reb-Avg.	PF-DQ	Ast	TO	Blk	Stl	Pts-Avg
2004-05	21-2	120-5.7	4-10	.400	0-0	.000	4-7	.571	7-21	28-1.3	18-0	2	3	15	1	12-0.6
ACC	12-0	72-6.0	4-5	.800	0-0	.000	2-4	.500	4-12	16-1.3	14-0	2	2	8	1	10-0.8
2005-06	30-23	553-18.4	21-51	.412	0-0	.000	13-19	.684	36-70	106-3.5	88-7	4	38	37	10	55-1.8
ACC	16-16	290-18.1	9-26	.346	0-0	.000	6-9	.667	18-33	51-3.2	49-4	2	19	15	6	24-1.5
2006-07	28-11	391-14.0	18-35	.514	0-0	.000	24-39	.615	35-54	89-3.2	46-0	7	20	26	7	60-2.1
ACC	16-6	252-15.8	12-19	.632	0-0	.000	10-23	.435	27-30	57-3.6	29-0	4	10	14	2	34-2.1
2007-08	0-0															
ACC	0-0															
CAREER	79-36	1064-13.5	43-96	.448	0-0	.000	41-65	.631	78-145	223-2.8	152-7	13	61	78	18	127-1.6
ACC	44-22	614-14.0	25-50	.500	0-0	.000	18-36	.500	49-75	124-2.8	92-4	8	31	37	9	68-1.5



SOLOMON TAT

#45

Sophomore • Guard/Forward • 6-5 • 223 • Jos Plateau, Nigeria • Community Christian School

THIS SEASON:

- Did not play in the first eight games of the season due to injury

SINGLE GAME BESTS

POINTS

Season: --
 Career: 8 at Virginia Tech (2/10/07)
 ACC: 8 at Virginia Tech (2/10/07)

REBOUNDS

Season: --
 Career: 6 at Virginia Tech (2/10/07)
 ACC: 6 at Virginia Tech (2/10/07)

FG MADE

Season: --
 Career: 3 at Virginia Tech (2/10/07)
 ACC: 3 at Virginia Tech (2/10/07)

FG ATTEMPTS

Season: --
 Career: 9 at Virginia Tech (2/10/07)
 ACC: 9 at Virginia Tech (2/10/07)

3 PT FG MADE

Season: --
 Career: --
 ACC: --

3 PT FG ATTEMPTS

Season: --
 Career: 1 on three occasions
 ACC: 1 at UNC (1/10/07)

FT MADE

Season: --
 Career: 2 on five occasions
 ACC: 2 at BC (1/13/07), at Va. Tech (2/10/07)

FT ATTEMPTS

Season: --
 Career: 5 vs. Longwood (2/13/07)
 ACC: 2 at BC (1/13/07), at Va. Tech (2/10/07)

ASSISTS

Season: --
 Career: 5 vs. Gonzaga (1/3/07)
 ACC: 2 at Clemson (1/28/07), at Wake (3/3/07)

TURNOVERS

Season: --
 Career: 2 vs. Stanford (1/7/07), vs. Md. (1/16/07)
 ACC: 1 vs. Maryland (1/16/07)

BLOCKS

Season: --
 Career: 1 vs. Longwood (2/13/07)
 ACC: --

STEALS

Season: --
 Career: 2 vs. Stanford (1/7/07), vs. Md. (1/16/07)
 ACC: 1 vs. Maryland (1/16/07)

MINUTES


Season: --
 Career: 23 at Virginia Tech (2/10/07)
 ACC: 23 at Virginia Tech (2/10/07)

2007-08 GAME-BY GAME:

Opponent	GP-GS	FG-FGA	3FG-3FGA	FT-FTA	Off-Def	Total	A	TO	Blk	Stl	PF	Min	Pts
Vermont	DNP												
Howard	DNP												
at Arizona	DNP												
Drexel	DNP												
at Penn	DNP												
vs. Seton Hall	DNP												
Northwestern	DNP												
Syracuse	DNP												

CAREER STATISTICS

Year	G-GS	Min-Avg.	FG-FGA	Pct.	3FG-3FGA	Pct.	FT-FTA	Pct.	Off-Def.	Reb-Avg.	PF-DQ	Ast	TO	Blk	Stl	Pts-Avg
2006-07	20-0	165-8.3	14-40	.350	0-3	.000	12-19	.632	7-25	32-1.6	24-0	13	8	1	8	40-2.0
ACC	13-0	107-8.2	8-25	.320	0-1	.000	5-5	1.000	5-16	21-1.6	17-0	6	4	0	5	21-1.6
2007-08	0-0															
ACC	0-0															
CAREER	20-0	165-8.3	14-40	.350	0-3	.000	12-19	.632	7-25	32-1.6	24-0	13	8	1	8	40-2.0
ACC	13-0	107-8.2	8-25	.320	0-1	.000	5-5	1.000	5-16	21-1.6	17-0	6	4	0	5	21-1.6



JAMIL TUCKER

#12

Sophomore • Forward • 6-8 • 241 • Gary, Ind. • West Side H.S.

THIS SEASON:

- Named as one of "10 Sophomores to Watch" by *Sports Illustrated's* Seth Davis
- Did not play vs. Syracuse due to illness
- Had a career-high two assists vs. Northwestern
- Scored eight points (3-4 FG) at Penn
- Had seven points and four rebounds vs. Drexel
- Tied his career-high with 12 points (on a career-high 5 FG) at Arizona
- Had five points and tied a career-high with two blocks vs. Vermont
- Had 16 points (6-8 FG) in the exhibition against Carson-Newman

SINGLE GAME BESTS

POINTS

Season: 12 at Arizona (11/17/07)
 Career: 12 on three occasions
 ACC: 12 vs. Maryland (1/16/07)

REBOUNDS

Season: 4 at Arizona (11/17/07), vs. Drexel (11/20/07)
 Career: 9 at Boston College (1/13/07)
 ACC: 9 at Boston College (1/13/07)

FG MADE

Season: 5 at Arizona (11/17/07)
 Career: 5 at Arizona (11/17/07)
 ACC: 3 on three occasions

FG ATTEMPTS

Season: 7 at Arizona (11/17/07)
 Career: 7 at Arizona (11/17/07)
 ACC: 6 vs. Maryland (1/16/07), at Miami (2/21/07)

3 PT FG MADE

Season: 2 at Arizona (11/17/07), at Penn (11/23/07)
 Career: 3 on three occasions
 ACC: 3 vs. Maryland (1/16/07), at Miami (2/21/07)

3 PT FG ATTEMPTS

Season: 4 vs. Vermont (11/11/07)
 Career: 5 on three occasions
 ACC: 5 at Miami (2/21/07)

FT MADE

Season: 2 vs. Vermont (11/11/07)
 Career: 3 vs. Maryland (1/16/07)
 ACC: 3 vs. Maryland (1/16/07)

FT ATTEMPTS

Season: 2 vs. Vermont (11/11/07)
 Career: 4 on three occasions
 ACC: 4 at BC (1/13/07), vs. Md. (1/16/07)

ASSISTS

Season: 2 vs. Northwestern (11/27/07)
 Career: 2 vs. Northwestern (11/27/07)
 ACC: --

TURNOVERS

Season: 2 vs. Drexel (11/20/07)
 Career: 3 vs. Wake Forest (1/21/07)
 ACC: 3 vs. Wake Forest (1/21/07)

BLOCKS

Season: 2 vs. Vermont (11/11/07)
 Career: 2 vs. PR-Mayaguez (12/21/06), vs. Vermont (11/11/07)
 ACC: --

STEALS

Season: --
 Career: 1 on three occasions
 ACC: 1 at Miami (2/21/07)

MINUTES

Season: 21 at Arizona (11/17/07)
 Career: 23 at Boston College (1/13/07)
 ACC: 23 at Boston College (1/13/07)

2007-08 GAME-BY-GAME:

Opponent	GP-GS	FG-FGA	3FG-3FGA	FT-FTA	Off-Def	Total	A	TO	Blk	Stl	PF	Min	Pts
Vermont	1-0	1-4	1-4	2-2	0-2	2	0	0	2	0	1	17	5
Howard	2-0	0-0	0-0	0-0	0-0	0	0	0	0	0	4	3	0
at Arizona	3-0	5-7	2-3	0-0	2-2	4	0	1	0	0	1	21	12
Drexel	4-0	3-4	1-1	0-0	0-4	4	0	2	0	0	1	19	7
at Penn	5-0	3-4	2-3	0-0	0-3	3	0	1	0	0	4	8	8
vs. Seton Hall	6-0	0-4	0-3	0-0	0-0	0	0	0	1	0	0	12	0
Northwestern	7-0	1-2	1-2	0-0	0-1	1	2	0	0	0	2	7	3
Syracuse	DNP												

CAREER STATISTICS

Year	G-GS	Min-Avg.	FG-FGA	Pct.	3FG-3FGA	Pct.	FT-FTA	Pct.	Off-Def.	Reb-Avg.	PF-DQ	Ast	TO	Blk	Stl	Pts-Avg
2006-07	29-0	291-10.0	32-73	.438	21-43	.488	15-27	.556	16-44	60-2.1	39-0	3	19	6	3	100-3.4
ACC	13-0	113-8.7	15-32	.469	11-19	.579	8-13	.615	7-20	27-2.1	20-0	0	9	0	1	49-3.8
2007-08	7-0	87-12.4	13-25	.520	7-16	.438	2-2	1.000	2-12	14-2.0	13-0	2	4	3	0	35-5.0
ACC	0-0															
CAREER	36-0	379-10.5	45-98	.459	28-59	.475	17-29	.586	18-56	74-2.1	52-0	5	23	9	3	135-3.8
ACC	13-0	113-8.7	15-32	.469	11-19	.579	8-13	.615	7-20	27-2.1	20-0	0	9	0	1	49-3.8

Virginia Season Schedule/Results & Leaders (as of Dec 05, 2007)

All games

RECORD:	OVERALL	HOME	AWAY	NEUTRAL
ALL GAMES.....	(6-2)	(4-1)	(2-0)	(0-1)
CONFERENCE.....	(0-0)	(0-0)	(0-0)	(0-0)
NON-CONFERENCE.....	(6-2)	(4-1)	(2-0)	(0-1)

DATE	TIME	OPPONENT		SCORE	ATTEND	HIGH POINTS	HIGH REBOUNDS
11/11/07	2 p.m.	VERMONT	W	90-72	11893	(19)Adrian Joseph (19)Sean Singletary	(8)Mamadi Diane
11/14/07	7 p.m.	HOWARD	W	92-53	11162	(23)Sean Singletary	(8)Calvin Baker
11/17/07	8:30 p.m. MT	at Arizona	W	75-72	14602	(24)Sean Singletary	(6)Laurynas Mikalauskas
11/20/07	8 p.m.	DREXEL	W	72-58	10975	(24)Sean Singletary	(11)Adrian Joseph
11/23/07	9:30	at Penn	W	100-85		(23)Adrian Joseph	(13)Mike Scott
11/24/07	9:40 p.m.	vs Seton Hall	L	60-74	3871	(23)Sean Singletary	(16)Adrian Joseph
11/27/07	7 p.m.	NORTHWESTERN	W	94-52	12609	(22)Mamadi Diane	(7)Mamadi Diane
12/05/07	7:30 p.m.	SYRACUSE	L	68-70	13603	(19)Adrian Joseph	(13)Adrian Joseph

* - Conference game

ATTENDANCE SUMMARY	GAMES	TOTALS	AVG/GAME
HOME.....	5	60242	12048
AWAY.....	2	14602	7301
NEUTRAL.....	1	3871	3871
TOTAL.....	8	78715	9839

Virginia Season Box Score (as of Dec 05, 2007)

All games

RECORD:	OVERALL	HOME	AWAY	NEUTRAL
ALL GAMES.....	(6-2)	(4-1)	(2-0)	(0-1)
CONFERENCE.....	(0-0)	(0-0)	(0-0)	(0-0)
NON-CONFERENCE.....	(6-2)	(4-1)	(2-0)	(0-1)

## Player	GP-GS	Min--Avg	---TOTAL---		---3-PTS---		FT-FTA	Pct	---REBOUNDS---				PF	FO	A	TO	Blk	Stl	Pts	Avg
			FG-FGA	Pct	3FG-FGA	Pct			Off	Def	Tot	Avg								
44 Sean Singletary....	8-8	261 32.6	45-118	.381	16-42	.381	47-56	.839	8	28	36	4.5	20	0	57	39	0	13	153	19.1
24 Mamadi Diane.....	8-8	233 29.1	34-61	.557	21-37	.568	12-16	.750	10	24	34	4.3	20	0	9	16	8	4	101	12.6
30 Adrian Joseph.....	8-8	213 26.6	34-80	.425	19-45	.422	8-9	.889	20	50	70	8.8	12	0	9	14	4	7	95	11.9
04 Calvin Baker.....	8-0	171 21.4	30-59	.508	14-30	.467	3-6	.500	3	14	17	2.1	15	0	18	11	0	4	77	9.6
01 Jeff Jones.....	8-8	134 16.8	19-44	.432	5-14	.357	10-16	.625	5	15	20	2.5	14	0	7	12	3	4	53	6.6
32 Mike Scott.....	7-0	91 13.0	10-21	.476	1-2	.500	16-19	.842	18	21	39	5.6	8	0	2	0	1	7	37	5.3
11 Laurynas Mikalauska	8-0	131 16.4	14-23	.609	0-0	.000	13-22	.591	11	13	24	3.0	15	0	3	1	1	2	41	5.1
12 Jamil Tucker.....	7-0	87 12.4	13-25	.520	7-16	.438	2-2	1.000	2	12	14	2.0	13	0	2	4	3	0	35	5.0
43 Will Harris.....	7-0	55 7.9	7-17	.412	1-3	.333	2-3	.667	5	11	16	2.3	4	0	1	5	0	2	17	2.4
34 Ryan Pettinella....	8-8	90 11.3	7-13	.538	0-0	.000	1-10	.100	16	9	25	3.1	17	0	2	6	2	1	15	1.9
55 Jerome Meyinsse....	5-0	27 5.4	4-4	1.000	0-0	.000	0-0	.000	3	3	6	1.2	4	0	0	4	0	1	8	1.6
22 Will Sherrill.....	3-0	5 1.7	2-2	1.000	0-0	.000	0-0	.000	0	0	0	0.0	0	0	0	0	0	1	4	1.3
13 Sammy Zeglinski....	7-0	55 7.9	3-12	.250	1-7	.143	0-0	.000	3	6	9	1.3	7	0	13	8	1	3	7	1.0
02 Mustapha Farrakhan.	6-0	37 6.2	3-14	.214	0-5	.000	0-0	.000	1	6	7	1.2	3	0	1	4	0	1	6	1.0
31 Andy Burns.....	4-0	10 2.5	1-3	.333	0-0	.000	0-0	.000	2	1	3	0.8	3	0	1	1	0	0	2	0.5
TEAM.....									18	12	30	3.8	0		2					
Total.....	8	1600	226-496	.456	85-201	.423	114-159	.717	125	225	350	43.8	155	0	125	127	23	50	651	81.4
Opponents.....	8	1600	192-460	.417	54-167	.323	98-143	.685	70	167	237	29.6	140	-	111	116	19	55	536	67.0

SCORE BY PERIODS:	1st	2nd	Total
Virginia.....	329	322	- 651
Opponents.....	247	289	- 536

DEADBALL REBOUNDS:	OFF	DEF	TOTAL
Virginia.....	20	3	23
Opponents.....	15	3	18

Virginia Game-by-Game Points-Rebounds-Assists (as of Dec 05, 2007)

All games

Opponent	Date	Score	WL	01 JONES, JEF	02 FARRAKHAN	04 BAKER, CAL	11 MIKALOUSK	12 TUCKER, JA	13 ZEGLINSKI	22 SHERRILL,	24 DIANE, MAM	30 JOSEPH, AD
VERMONT	11/11/07	90-72	W	8- 6- 1	0- 0- 0	11- 1- 0	8- 4- 0	5- 2- 0	0- 1- 1	DNP	10- 8- 1	19- 6- 3
HOWARD	11/14/07	92-53	W	10- 3- 2	4- 2- 1	11- 8- 5	5- 1- 0	0- 0- 0	2- 1- 5	2- 0- 0	14- 2- 1	5- 5- 1
at Arizona	11/17/07	75-72	W	15- 1- 0	0- 0- 0	5- 0- 4	6- 6- 0	12- 4- 0	DNP	DNP	9- 1- 1	4- 3- 1
DREXEL	11/20/07	72-58	W	2- 2- 0	0- 2- 0	11- 1- 1	1- 1- 1	7- 4- 0	0- 1- 3	DNP	11- 2- 0	11-11- 1
at Penn	11/23/07	100-85	W	2- 0- 1	0- 2- 0	6- 1- 5	8- 2- 1	8- 3- 0	0- 2- 2	2- 0- 0	13- 4- 1	23-11- 0
vs Seton Hall	11/24/07	60-74	L	4- 2- 0	DNP	9- 3- 1	3- 3- 1	0- 0- 0	0- 1- 0	DNP	12- 8- 2	6-16- 1
NORTHWESTERN	11/27/07	94-52	W	8- 5- 2	2- 1- 0	16- 2- 1	7- 6- 0	3- 1- 2	2- 2- 2	0- 0- 0	22- 7- 3	8- 5- 0
SYRACUSE	12/05/07	68-70	L	4- 1- 1	DNP	8- 1- 1	3- 1- 0	DNP	3- 1- 0	DNP	10- 2- 0	19-13- 2

Opponent	Date	Score	WL	31 BURNS, AND	32 SCOTT, MIK	34 PETTINELL	43 HARRIS, WI	44 SINGLESTAR	55 MEYINSSE,
VERMONT	11/11/07	90-72	W	0- 2- 0	2- 1- 0	4- 5- 2	0- 0- 0	19- 5- 6	4- 2- 0
HOWARD	11/14/07	92-53	W	0- 0- 0	7- 6- 1	5- 5- 0	2- 6- 0	23- 4- 8	2- 1- 0
at Arizona	11/17/07	75-72	W	DNP	DNP	0- 4- 0	0- 0- 0	24- 4- 8	DNP
DREXEL	11/20/07	72-58	W	DNP	5- 5- 0	0- 4- 0	DNP	24- 7- 5	0- 1- 0
at Penn	11/23/07	100-85	W	0- 1- 1	10-13- 1	6- 2- 0	6- 3- 1	16- 2- 4	0- 1- 0
vs Seton Hall	11/24/07	60-74	L	DNP	1- 4- 0	0- 2- 0	2- 1- 0	23- 7- 7	DNP
NORTHWESTERN	11/27/07	94-52	W	2- 0- 0	8- 4- 0	0- 2- 0	0- 4- 0	14- 2-10	2- 1- 0
SYRACUSE	12/05/07	68-70	L	DNP	4- 6- 0	0- 1- 0	7- 2- 0	10- 5- 9	DNP

Virginia Team Game-by-Game Comparison (as of Dec 05, 2007)

All games

Opponent	1st	2nd	Score	Mar	Total FG	FG Pct	3-Pointers	3FG Pct	Free Throws	FT Pct	Rebounds	Assist	TOver	Block	Steal	Fouls
-----	--/--	--/--	---/--	---	-----/--	-----/--	-----/--	-----/--	-----/--	-----/--	-----/--	-----/--	-----/--	-----/--	-----/--	-----/--
VERMONT.....	46/32	44/40	90-72	+18	29-53/27-65	.547/.415	9-19/ 4-17	.474/.235	23-34/14-17	.676/.824	46/25 +21	14/11	18/10	4/3	5/9	19/23
HOWARD.....	41/26	51/27	92-53	+39	37-75/21-51	.493/.412	12-29/ 7-21	.414/.333	6-13/ 4-6	.462/.667	48/23 +25	24/16	12/19	2/1	10/6	16/13
Arizona.....	42/31	33/41	75-72	+3	25-49/26-54	.510/.481	12-21/ 8-17	.571/.471	13-15/12-14	.867/.857	27/26 +1	14/20	18/17	3/3	4/7	20/16
DREXEL.....	31/25	41/33	72-58	+14	23-60/21-50	.383/.420	8-16/ 6-18	.500/.333	18-22/10-15	.818/.667	44/27 +17	11/10	16/17	1/2	5/5	16/17
Penn.....	50/35	50/50	100-85	+15	34-72/26-56	.472/.464	10-24/ 6-21	.417/.286	22-30/27-40	.733/.675	56/26 +30	17/20	21/16	4/3	12/6	30/23
Seton Hall.....	29/40	31/34	60-74	(14)	20-61/25-69	.328/.362	7-28/ 7-23	.250/.304	13-18/17-25	.722/.680	50/43 +7	12/9	16/6	4/3	0/8	21/16
NORTHWESTERN.....	54/29	40/23	94-52	+42	32-62/20-56	.516/.357	16-32/ 8-29	.500/.276	14-16/ 4-15	.875/.267	43/28 +15	20/11	13/16	3/0	8/6	18/17
SYRACUSE.....	36/29	32/41	68-70	(2)	26-64/26-59	.406/.441	11-32/ 8-21	.344/.381	5-11/10-11	.455/.909	36/39 (3)	13/14	13/15	2/4	6/8	15/15

Note: Game totals are displayed in the format TEAM/OPPONENT for each category

Virginia Game-by-Game Highs (as of Dec 05, 2007)

All games

Opponent	Date	Score	WL	POINTS	REBOUNDS	ASSISTS	STEALS	BLOCKED SHOTS
VERMONT	11/11/07	90-72	W	19-Sean Singleta Adrian Joseph	8-Mamadi Diane	6-Sean Singleta	4-Sean Singleta	2-Jamil Tucker
HOWARD	11/14/07	92-53	W	23-Sean Singleta	8-Calvin Baker	8-Sean Singleta	3-Jeff Jones	1-Jeff Jones Ryan Pettinel
at Arizona	11/17/07	75-72	W	24-Sean Singleta	6-Laurynas Mika	8-Sean Singleta	1-Adrian Joseph Laurynas Mika Ryan Pettinel Sean Singleta	3-Mamadi Diane
DREXEL	11/20/07	72-58	W	24-Sean Singleta	11-Adrian Joseph	5-Sean Singleta	2-Sean Singleta	1-Jeff Jones
at Penn	11/23/07	100-85	W	23-Adrian Joseph	13-Mike Scott	5-Calvin Baker	3-Sammy Zeglins Mike Scott	1-Laurynas Mika Adrian Joseph Mamadi Diane Ryan Pettinel
vs Seton Hall	11/24/07	60-74	L	23-Sean Singleta	16-Adrian Joseph	7-Sean Singleta	None	2-Mamadi Diane
NORTHWESTERN	11/27/07	94-52	W	22-Mamadi Diane	7-Mamadi Diane	10-Sean Singleta	3-Adrian Joseph	1-Sammy Zeglins Adrian Joseph Mamadi Diane
SYRACUSE	12/05/07	68-70	L	19-Adrian Joseph	13-Adrian Joseph	9-Sean Singleta	2-Calvin Baker Sean Singleta	1-Mike Scott Mamadi Diane

Virginia Team Game-by-Game (as of Dec 05, 2007)
All games

TEAM STATISTICS

Opponent	Date	Score	W/L	---TOTAL---			--3-PTRS--			----REBOUNDS----							Pts---Avg			
				FG-FGA	Pct	3FG-FGA	Pct	FT-FTA	Pct	Off	Def	Tot	Avg	PF	A	TO	Blk	Stl	Pts	Avg
VERMONT	11/11/07	90-72	W	29-53	.547	9-19	.474	23-34	.676	12	34	46	46.0	19	14	18	4	5	90	90.0
HOWARD	11/14/07	92-53	W	37-75	.493	12-29	.414	6-13	.462	21	27	48	47.0	16	24	12	2	10	92	91.0
at Arizona	11/17/07	75-72	W	25-49	.510	12-21	.571	13-15	.867	7	20	27	40.3	20	14	18	3	4	75	85.7
DREXEL	11/20/07	72-58	W	23-60	.383	8-16	.500	18-22	.818	17	27	44	41.2	16	11	16	1	5	72	82.2
at Penn	11/23/07	100-85	W	34-72	.472	10-24	.417	22-30	.733	25	31	56	44.2	30	17	21	4	12	100	85.8
vs Seton Hall	11/24/07	60-74	L	20-61	.328	7-28	.250	13-18	.722	20	30	50	45.2	21	12	16	4	0	60	81.5
NORTHWESTERN	11/27/07	94-52	W	32-62	.516	16-32	.500	14-16	.875	10	33	43	44.9	18	20	13	3	8	94	83.3
SYRACUSE	12/05/07	68-70	L	26-64	.406	11-32	.344	5-11	.455	13	23	36	43.8	15	13	13	2	6	68	81.4
Virginia		651		226-496	.456	85-201	.423	114-159	.717	125	225	350	43.8	155	125	127	23	50	651	81.4
Opponents		536		192-460	.417	54-167	.323	98-143	.685	70	167	237	29.6	140	111	116	19	55	536	67.0

Games played: 8
Points/game: 81.4
FG Pct: 45.6
3FG Pct: 42.3
FT Pct: 71.7

Rebounds/game: 43.8
Assists/game: 15.6
Turnovers/game: 15.9
Assist/turnover ratio: 1.0
Steals/game: 6.3
Blocks/game: 2.9

Virginia Overall Team Statistics (as of Dec 05, 2007)
All games

TEAM STATISTICS	VA	OPP		

SCORING.....	651	536		
Points per game.....	81.4	67.0		
Scoring margin.....	+14.4	-		
FIELD GOALS-ATT.....	226-496	192-460		
Field goal pct.....	.456	.417		
3 POINT FG-ATT.....	85-201	54-167		
3-point FG pct.....	.423	.323		
3-pt FG made per game..	10.6	6.8		
FREE THROWS-ATT.....	114-159	98-143		
Free throw pct.....	.717	.685		
REBOUNDS.....	350	237		
Rebounds per game.....	43.8	29.6		
Rebounding margin.....	+14.1	-		
ASSISTS.....	125	111		
Assists per game.....	15.6	13.9		
TURNOVERS.....	127	116		
Turnovers per game.....	15.9	14.5		
Turnover margin.....	-1.4	-		
Assist/turnover ratio..	1.0	1.0		
STEALS.....	50	55		
Steals per game.....	6.3	6.9		
BLOCKS.....	23	19		
Blocks per game.....	2.9	2.4		
WINNING STREAK.....	0	-		
Home win streak.....	0	-		
ATTENDANCE.....	60242	18473		
Home games-Avg/Game....	5-12048	2-7301		
Neutral site-Avg/Game..	-	1-3871		
SCORE BY PERIODS:	1st	2nd	Total	

Virginia.....	329	322	-	651
Opponents.....	247	289	-	536