

VIRGINIA

2007-08 Men's Basketball



VIRGINIA vs. ELON

JOHN PAUL JONES ARENA • Charlottesville, Va.
Dec. 22, 2007



Web: Comcast SportsNet

• Mike Reghi (play-by-play), Charlie Woollum (analysis)

Radio: Virginia Sports Network (originating at the Charlottesville Radio Group and WINA-AM/WWWV-FM)

• Mac McDonald (play-by-play), Jim Hobgood (analysis)

TODAY'S GAME:

- The Cavaliers continue their six-game homestand today vs. Elon
- Today's game is the first meeting between the schools since the 1999-2000 season

ABOUT THE CAVALIERS (8-2, 0-0 ACC):

- The Cavaliers are 8-2 after a 79-65 win over Hampton on Wednesday
- Virginia entered the week leading the nation in rebounding margin at +14.6 per game
- UVa has seven different players averaging at least 5.0 points per game

CAVALIERS IN THE MIDST OF A SIX-GAME HOMESTAND:

- Virginia plays the fifth game of its longest homestand of the season, six games, against Elon
- It is Virginia's longest homestand since an eight-game homestand in the 1998-99 season
- The Cavaliers had their 12-game home winning streak snapped with the 70-68 loss to Syracuse on Dec. 5

ABOUT THE PHOENIX (5-6, 3-1 SoCON):

- Elon is in the middle of a five-game road trip, having played at Chattanooga Tuesday and at Penn Thursday
- The Phoenix are coming off a 67-64 loss at Penn on Thursday
- Ola Atoyebe leads the team, averaging 15.0 points per game

SERIES VS. ELON:

- Today's game is the sixth all-time meeting between the schools, with UVa winning the first five games
- Virginia won three games in the series from 1918 to 1922 and won games in the 1998-99 and 1999-00 seasons at University Hall following Elon's transition to Division I

SCHEDULE/RESULTS

N4	CARSON-NEWMAN (EX)	W 124-65
N11	VERMONT [ACC Select]	W 90-72
N14	HOWARD [ACC Select]	W 92-53
N17	at #17 Arizona [FSN]	W 75-72
N20	DREXEL [CN8]	W 72-58
N23	at Penn % [CN8]	W 100-85
N24	vs. Seton Hall % [CN8]	L 60-74
N27	NORTHWESTERN ^ [ESPNU]	W 94-52

D5	SYRACUSE [ESPN2]	L 68-70
D7	LONGWOOD [ACC Select]	W 76-57
D19	HAMPTON [ACC Select]	W 79-65
D22	ELON [CSN]	2 p.m.
D30	HARTFORD [ACC Select]	3 p.m.

J3	at Xavier [CSTV]	8 p.m.
J13	at Duke * [FSN]	8 p.m.
J16	VIRGINIA TECH * [ESPNU]	7 p.m.
J19	BOSTON COLLEGE * [RLF/Split]	8 p.m.
J23	at Florida State *	7 p.m.
J27	GEORGIA TECH * [FSN]	4:30 p.m.
J30	at Maryland * [ESPN or ESPN2]	7 p.m.

F2	at Virginia Tech * [RLF]	1 p.m.
F7	CLEMSON * [ESPN or ESPN2]	7 p.m.
F9	at Wake Forest * [ABC]	3:30 p.m.
F12	NORTH CAROLINA * [ESPN2/RLF]	8 p.m.
F17	at Boston College * [RLF/Split]	1 p.m.
F21	at Georgia Tech * [RSN]	7 p.m.
F24	NC STATE * [FSN]	4:30 p.m.

M1	at Miami * [RLF/Split]	2 p.m.
M5	DUKE * [ESPN]	7 p.m.
M9	MARYLAND * [FSN]	7:30 p.m.
M13-16	at ACC Tournament (Charlotte, N.C.)	

* ACC Game
^ Big Ten/ACC Challenge
% Philly Hoop Group Classic (The Palestra, Philadelphia)

All Times Eastern
Rankings are Associated Press at time of the game

TV Abbreviations

CN8	Channel available on select Comcast cable systems
CSN	Comcast SportsNet - Mid Atlantic
FSN	Fox Sports Net
RLF	Raycom/Lincoln Financial Sports
RSN	Regional Sports Networks

PROBABLE STARTERS/RESERVES

No.	Pos.	Yr.	Player	PPG	RPG	APG	Notable
1	G	Fr.	Jeff Jones	5.9	2.5	0.9	15 pts (5-7 3FG) at Arizona
24	G/F	Jr.	Mamadi Diane	11.2	3.9	1.3	Season high 22 points vs. Northwestern
30	F	Sr.	Adrian Joseph	12.7	8.3	1.1	Four double-doubles this season
32	F	Fr.	Mike Scott	6.8	6.2	0.3	Had career-high 15 pts vs. Hampton in 1st start
44	G	Sr.	Sean Singletary	18.6	4.2	6.9	Double-Double (14 pts, 10 assts) vs. N'western
4	G	So.	Calvin Baker	9.4	2.4	2.2	16 pts (6-6 FG, 4-4 3FG) vs. Northwestern
11	F	Jr.	Laurynas Mikalauskas	5.0	2.9	0.3	Shooting 64.0% (16-25) from the floor
12	F	So.	Jamil Tucker	4.8	2.2	0.4	Tied career-high with 12 points at Arizona
43	F/G	So.	Will Harris	2.6	3.0	0.2	8 rebounds vs. Longwood tied career-high
55	F/C	So.	Jerome Meynsse	2.4	2.6	0.1	Career high 9 pts and 9 rebs vs. Hampton
34	F/C	Sr.	Ryan Pettinella	1.9	3.1	0.3	Started first 8 games this season
2	G	Fr.	Mustapha Farrakhan	1.0	0.9	0.3	Scored 4 points vs. Howard
13	G	Fr.	Sammy Zeglinski	0.9	1.1	1.9	Had 5 assists vs. Howard
22	F	Fr.	Will Sherrill	1.8	0.0	0.0	Scored career-high 3 pts. vs. Longwood
31	F	So.	Andy Burns	0.4	0.6	0.4	Had 2 rebounds against Vermont
45	G/F	So.	Solomon Tat	--	--	--	Missed first 10 games due to injury
21	C	Sr.	Tunji Soroye	--	--	--	Missed first 10 games due to injury

MEDIA INFORMATION**Men's Basketball Contact Information**

Virginia Athletics Media Relations
154 John Paul Jones Arena
PO Box 400853
Charlottesville, VA 22904

Office: (434) 982-5500
Fax: (434) 982-5525

Rich Murray

Associate AD for Public Relations
(Primary Men's Basketball Contact)

Office: (434) 982-5530
Home: (434) 978-2966
Email: rmurray@virginia.edu

Steve Kirkland

Assistant Media Relations Director
(Secondary Men's Basketball Contact)

Office: (434) 982-5535
Cell: (434) 825-5241
Email: skirkland@virginia.edu

AGAINST THE SOUTHERN CONFERENCE:

- Today's game is the first and only game for the Cavaliers this season against a school from the Southern Conference
- The Cavaliers are 22-5 against current members of the SoCon (2-1 vs. Appalachian State, 1-0 vs. College of Charleston, 2-0 vs. The Citadel, 10-4 vs. Davidson, 5-0 vs. Elon, 1-0 vs. Furman, 1-0 vs. Wofford)

LAST TIME OUT:

- Virginia returned from its 12-day exam break with a 79-65 win over Hampton on Wednesday
- The Cavaliers' 79 points were the most allowed by the Pirates this season, who entered the game ranked 13th nationally in scoring defense (55.9 ppg allowed)
- Adrian Joseph led Virginia with 19 points and Mike Scott added a career-high 15 points against Hampton

VIRGINIA RANKS FIRST NATIONALLY IN REBOUNDING MARGIN:

- The Cavaliers entered the week with a rebounding margin of +14.6
- That mark ranks first nationally, followed by Stanford (+13.1), Southern Miss (+12.8), Sam Houston State (+12.7), and Texas A&M (+11.7)
- Virginia has out-rebounded its opponent in nine of 10 games this year, including three times by 20 or more rebounds

REBOUNDING SUCCESS COMES FROM MANY SOURCES:

- The Cavaliers' strong performance on the boards this season has been a team effort
- In Virginia's first 10 games this year, six different players (Mamadi Diane, Calvin Baker, Laurynas Mikalauskas, Adrian Joseph, Mike Scott, and Jerome Meyinsse) have led the team in rebounding in a game

CAVALIERS RECORD HISTORIC BIG TEN/ACC CHALLENGE WIN:

- Virginia's 94-52 win over Northwestern helped the ACC win its ninth consecutive Big Ten/ACC Challenge, 8-3
- The Cavaliers' 42-point victory over the Wildcats is the biggest margin of victory in the history of the event
- In the game, the Cavaliers made 16 three-point field goals

SINGLETERY ASSISTS IN WIN OVER NORTHWESTERN:

- Sean Singletary had a double-double with 14 points and a career-high 10 assists vs. Northwestern
- He became the first Cavalier with a double digit assist game since J.R. Reynolds had 12 assists vs. Virginia Tech in 2006

JOSEPH HAS CAREER REBOUNDING HIGH AGAINST SETON HALL:

- Against Seton Hall, Adrian Joseph had a career-high 16 rebounds
- His 16 rebounds are the single game high in the ACC this season
- Joseph has had double-digit rebounds in five of the last seven games

SCOTT ON THE BOARDS AGAINST PENN:

- Against Penn, first-year Mike Scott had 13 rebounds
- It was the most rebounds by a Cavalier freshman since Travis Watson had 15 rebounds against NC State (Jan. 12, 2000)

SINGLETERY NAMED ACC PLAYER OF THE WEEK:

- Senior guard Sean Singletary was named ACC Player of the Week on Nov. 19 after leading Virginia to wins over Howard and at Arizona
- Singletary had 23 points and eight assists against the Bison and followed with 24 points and eight assists in the upset of the No. 17 Wildcats
- It is the fourth ACC Player of the Week honor of Singletary's career

SPREADING THE WEALTH:

- Against Howard, 13 different Cavaliers scored
- It was the most different players to score in a game for UVa since 14 different players scored in a 93-47 win over Winthrop on December 1, 1990

JOSEPH SHINES AGAINST VERMONT:

- Adrian Joseph led Virginia with 19 points in the season-opening win over Vermont
- He tied career-highs with five 3-point field goals and three assists in the contest
- His 19 points were his most since scoring 19 against Clemson during the 2005-06 season

ABOUT THE SCHEDULE:

- The Cavaliers will play 29 regular season games, including 17 games at home at John Paul Jones Arena
- Of those 29 games, 14 will come against 2007 NCAA Tournament teams
- Additionally, six games will be against teams that were in the 2007 NIT
- 23 games this season will be televised, including 15 of 16 ACC contests

HEAD COACH DAVE LEITAO:

- 2007 ACC Coach of the Year
- First Virginia coach to win the honor since Terry Holland in 1982
- 44-28 record at Virginia, including an 18-14 mark in the ACC
- First Virginia coach to have a winning ACC record over first two seasons as coach

LEITAO HONORED BY DICK VITALE:

- ESPN's Dick Vitale named Dave Leitao his national coach of the week on Nov. 19
- Leitao led Virginia to a 75-72 win at No. 17 Arizona that week

TUCKER A "SOPHOMORE TO WATCH":

- Jamil Tucker was named one of 10 "Sophomores to Watch" by Seth Davis of *Sports Illustrated*
- The list features players who didn't have a large impact as freshmen but are expected to have break out seasons in their second season

CAVALIERS FIFTH IN PRESEASON ACC POLL:

- UVa was fifth in the preseason ACC poll, voted on by media members at Operation Basketball in October
- It is the highest the Cavaliers have been in the poll since they were picked fifth in 2002-03

SEAN SINGLETARY RECEIVES PRESEASON ACCOLADES:

- First-team Collegehoops.net preseason All-American
- Third-team CBSsportsline.com preseason All-American
- Colleagueinsider.com preseason All-American
- Top 50 preseason candidate for the John R. Wooden Award
- Preseason Watch List for the Naismith Trophy presented by AT&T
- Bob Cousy Award presented by The Hartford (nation's top point guard) preseason list
- One of 30 candidates for the Lowe's Senior CLASS Award
- Preseason All-ACC
- No. 4 on Luke Winn's Top 15 Seniors on SI.com

SINGLETARY TOP RETURNING SCORER IN THE ACC:

- Sean Singletary averaged 19.0 points per game last year, which ranked third in the ACC (behind Florida State's Al Thornton and Boston College's Jared Dudley - both first round NBA Draft picks)
- Following Singletary on the ACC returning scorers list are North Carolina's Tyler Hansbrough (18.4) and Boston College's Tyrese Rice (17.6)

DOUBLE FIGURE STREAK FOR SINGLETARY:

- Sean Singletary enters today's game having scored in double figures in his last 32 games
- It is the longest active streak in the ACC

STAFF CHANGES FOR 2007-08:

- Drew Diener, UVa's Director of Basketball Operations the last two years, was named Assistant Coach in Sept.
- Replacing Diener as Director of Basketball Operations is Rick Brunson. A former standout at Temple, Brunson played nine seasons in the NBA

IN THE POLLS

ASSOCIATED PRESS (12/17)

1.	North Carolina	9-0
2.	Memphis	8-0
3.	Kansas	10-0
4.	Texas	10-0
5.	Georgetown	8-0
6.	Duke	10-0
7.	Washington State	9-0
8.	UCLA	9-1
9.	Michigan State	9-1
10.	Marquette	8-1
11.	Pittsburgh	10-0
12.	Tennessee	9-1
13.	Indiana	9-1
14.	Texas A&M	9-1
15.	Clemson	8-0
16.	Butler	9-1
17.	Vanderbilt	10-0
18.	Gonzaga	9-2
19.	Arizona	7-2
20.	Villanova	8-1
21.	BYU	9-2
22.	Miami (Fla.)	10-0
23.	Oregon	8-2
24.	West Virginia	8-1
25.	USC	7-3

Others Receiving Votes:

Xavier, Stanford, Rhode Island, Dayton, Florida, St. Mary's, Mississippi, Wisconsin, Arkansas, Louisville, Illinois, Drake, Massachusetts, Creighton, Arizona State, Purdue, Baylor, Nebraska, **Boston College**, Holy Cross, New Mexico, Sam Houston State, **Syracuse**.

ESPN/USA Today (12/17)

1.	North Carolina	9-0
2.	Memphis	8-0
3.	Kansas	10-0
4.	Georgetown	8-0
5.	Texas	10-0
6.	Washington State	9-0
7.	Duke	10-0
8.	UCLA	9-1
9.	Pittsburgh	10-0
10.	Michigan State	9-1
11.	Texas A&M	9-1
12.	Tennessee	9-1
13.	Marquette	8-1
14.	Indiana	9-1
15.	Clemson	8-0
16.	Villanova	8-1
17.	Vanderbilt	10-0
18.	Butler	9-1
19.	Arizona	7-2
20.	Gonzaga	9-2
21.	Oregon	8-2
22.	Miami (Fla.)	10-0
23.	BYU	9-2
24.	Xavier	8-2
25.	Stanford	8-1

Others Receiving Votes:

Rhode Island, West Virginia, Louisville, California, Florida, Mississippi, **VIRGINIA**, USC, Wisconsin, St. Mary's, Arkansas, Dayton.

VIRGINIA IN THE ACC STATS (12/20)

TEAM STATISTICS

Scoring Offense:	80.6	3rd
Scoring Defense:	65.8	8th
Scoring Margin:	+14.8	5th
Field Goal %:	.454	6th
Field Goal % Def.:	.398	5th
Free Throw %:	.722	3rd
3FG %:	.419	3rd
3FG Made/Game:	10.30	1st
3FG % Defense:	.329	7th
Offensive Rebounds:	15.20	3rd
Defensive Rebounds:	28.90	2nd
Rebounding Margin:	+14.1	1st
Assists:	15.80	5th
Assist/Turnover:	0.93	9th
Turnover Margin:	-2.40	11th
Steals:	5.70	10th
Blocked Shots:	2.70	11th

INDIVIDUAL STATISTICS

Sean Singletary		
- Scoring	18.6	3rd
- Assists	6.90	1st
- Free Throw %	.859	6th
- Minutes played	32.60	8th
Mamadi Diane		
- 3FG Made	2.30	10th
Adrian Joseph		
- Scoring	12.7	T-22nd
- Rebounding	8.3	7th
- 3FG Made	2.60	T-4th
- 3FG %	.433	6th
- Defensive Rebs.	6.10	3rd
Mike Scott		
- Rebounding	6.2	15th
- Offensive Rebs.	2.56	T-9th

VIRGINIA IN THE NCAA STATS (12/17)

TEAM STATISTICS

Scoring Offense:	80.8	33rd
Scoring Margin:	+14.9	36th
3FG Made/Game:	10.4	7th
3FG %:	.420	22nd
Rebounding Margin:	+14.6	1st
Sean Singletary		
- Scoring	19.3	T-48th
- Assists	7.2	5th
- Free Throw %	.859	63rd
Adrian Joseph		
- Rebounding	8.9	53rd
Mamadi Diane		
- 3FG %	.548	7th

SINGLETARY, JOSEPH ARE VIRGINIA'S CAPTAINS:

- Seniors Sean Singletary and Adrian Joseph are co-captains for the 2007-08 season
- Singletary is a captain for the third consecutive year while Joseph is a captain for the first time
- Singletary joins Donald Hand (a captain from 98-99 through 00-01) as the only three-year captains in Virginia history

AT HOME AT JOHN PAUL JONES ARENA:

- Virginia has an all-time record of 22-2 at John Paul Jones Arena
- The Cavaliers posted a 16-1 home record last year in the first season in John Paul Jones Arena
- Virginia was the only ACC team to go undefeated at home in conference play last year (8-0)
- The Cavaliers averaged 13,521 fans per game last year in the debut season at JPJA

BASKETBALL SEATING FIGURE FOR JPJA CHANGES:

- After completing the first year in the John Paul Jones Arena, the Virginia athletics department has made an adjustment to the arena's seating figure for basketball. During the 2006-07 season, several seating areas were altered to accommodate needs within the arena. This led to an overall reduction of seats. These accommodations include seats converted to accessible seating and press tables for the media area. Additional seats have been removed from the usable inventory in an effort to improve sightlines and comfort. As a result of the changes, the arena's seating for men's basketball is now 14,593.

SOROYE HAS KNEE SURGERY:

- Tunji Soroye, a senior center on the Virginia men's basketball team, had arthroscopic surgery on Nov. 8 to correct cartilage damage in his left knee
- Soroye is expected to be out 6-8 weeks
- "We will miss Tunji while he rehabilitates his knee," Virginia head coach Dave Leitao said. "We look forward to having him back in action when he's recovered from his surgery."
- The 6-11 Soroye has lettered three times for UVa and started 34 games the last two seasons
- He averaged 2.1 points and 3.2 rebounds a game in 28 games last season
- He has blocked 78 shots during his Virginia career and has led Virginia in blocked shots the last two seasons

VIRGINIA SIGNS THREE TO NATIONAL LETTERS OF INTENT:

- Head Coach Dave Leitao announced on Nov. 19 that three players have signed national letters of intent to join the Cavalier program in 2008-09
- 6-11 center John Brandenburg (Des Peres, Mo.), who averaged 8.2 points, 7.9 rebounds and 2.4 blocks per game last season as a junior at De Smet Jesuit H.S. in St. Louis
- 6-6 guard Sylvan Landesberg (Flushing, N.Y.), who averaged 25.7 points, 10.5 rebounds and 3.6 assists per game last season as a junior at Holy Cross High School and was named the Catholic High School Athletic Association Player of the Year
- 7-0 center Assane Sene (Senegal), who is in his first season of basketball in the United States at South Kent Preparatory School in South Kent, Conn.

UP NEXT:

- The Cavaliers will have an eight day break before returning to action on Dec. 30 when they host Hartford
- The game will be the final home non-conference game for Virginia
- Hartford is led by sophomore guard Joe Zeglinski (14.7 ppg), the older brother of Cavalier freshman guard Sammy Zeglinski

2007-08 VIRGINIA MEN'S BASKETBALL ROSTER

NO.	NAME	POS.	HT.	WT.	CLASS	HOMETOWN/HIGH SCHOOL (Previous School)
1	Jeff Jones	G	6-4	193	Fr.	Chester, Pa./Monsignor Bonner
2	Mustapha Farrakhan	G	6-4	175	Fr.	Harvey, Ill./Thornton Township
4	Calvin Baker	G	6-2	186	So.	Newport News, Va./Woodside (William & Mary)
11	Laurynas Mikalauskas	F	6-8	246	Jr.	Palanga, Lithuania/Blue Ridge School
12	Jamil Tucker	F	6-8	241	So.	Gary, Ind./West Side
13	Sammy Zeglinski	G	6-0	175	Fr.	Philadelphia, Pa./The William Penn Charter School
21	Tunji Soroye	C	6-11	252	Sr.	Dugbe Ibadan, Nigeria/Montrose Christian School
22	Will Sherrill	F	6-9	215	Fr.	New York, N.Y./Phillips Academy Andover
24	Mamadi Diane	G/F	6-5	201	Jr.	Potomac, Md./DeMatha Catholic
30	Adrian Joseph*	F	6-7	201	Sr.	San Fernando, Trinidad/Brewster Academy
31	Andy Burns	F	6-8	212	So.	Alexandria, Va./Bishop Ireton
32	Mike Scott	F	6-8	233	Fr.	Chesapeake, Va./Hargrave Military Academy
34	Ryan Pettinella	F/C	6-9	249	Sr.	Webster, N.Y./McQuaid Jesuit (Penn)
43	Will Harris	F/G	6-6	245	So.	Corona, N.Y./Brewster Academy
44	Sean Singletary*	G	6-0	185	Sr.	Philadelphia, Pa./The William Penn Charter School
45	Solomon Tat	G/F	6-5	223	So.	Jos Plateau, Nigeria/Community Christian School
55	Jerome Meyinsse	F/C	6-8	245	So.	Baton Rouge, La./McKinley

* Co-Captain

HEAD COACH:

Dave Leitao

ASSISTANT COACHES:

Bill Courtney

Drew Diener

Steve Seymour

DIRECTOR OF BASKETBALL OPERATIONS:

Rick Brunson

STRENGTH & CONDITIONING COACH:

Shaun Brown

ASSISTANT DIR. OF OPERATIONS/VIDEO:

Oliver Winterbone

ATHLETIC TRAINER:

Bill Parente

PRONUNCIATION GUIDE

Mamadi Diane

Mom-uh-dee Dee-on-ee

Mustapha Farrakhan

Moo-sta-fa Fair-uh-con

Dave Leitao

Lay-toe

Jerome Meyinsse

Me-yin-see

Laurynas Mikalauskas

La-ree-nus Mick-a-la-us-cuss

Ryan Pettinella

Pet-in-ella

Tunji Soroye

Ton-jee Suh-roy-yay

Jamil Tucker

Ja-mill

Sammy Zeglinski

Zuh-glin-ski

CAVALIER CAREER RECORD BOOK

POINTS

1.	Bryant Stith (1989-92)	2,516
2.	Jeff Lamp (1978-81)	2,317
3.	Buzzy Wilkinson (1953-55)	2,233
4.	Ralph Sampson (1980-83)	2,228
5.	Junior Burrough (1992-95)	1,970
6.	Wally Walker (1973-76)	1,849
7.	Chris Williams (1999-02)	1,812
8.	Harold Deane (1994-97)	1,763
9.	Curtis Staples (1995-98)	1,757
10.	J.R. Reynolds (2004-07)	1,683
11.	John Crotty (1988-91)	1,646
12.	Bob McCarty (1954-56)	1,625
13.	Sean Singletary (2005-pres.)	1,612
14.	Travis Watson (2000-03)	1,546
15.	Richard Morgan (1986-89)	1,540
16.	Donald Hand (1998-01)	1,486
17.	Othell Wilson (1981-84)	1,469
18.	Barry Parkhill (1971-73)	1,437
19.	Jim Connelly (1965-67)	1,426
20.	Lee Raker (1978-81)	1,423

3-POINT FIELD GOALS

1.	Curtis Staples (1995-98)	413
2.	Harold Deane (1994-97)	237
3.	J.R. Reynolds (2004-07)	221
4.	Sean Singletary (2005-pres.)	183
5.	John Crotty (1988-91)	179
6.	Devin Smith (2003-05)	161
7.	Donald Hand (1998-01)	156
	Todd Billet (2003-04)	156
9.	Cory Alexander (1992-95)	142
10.	Roger Mason, Jr. (2000-02)	137
--	Adrian Joseph (2005-pres.)	128

FREE THROWS MADE

1.	Bryant Stith (1989-92)	690
2.	Buzzy Wilkinson (1953-55)	665
3.	Jeff Lamp (1978-81)	635
4.	Harold Deane (1994-97)	546
5.	Sean Singletary (2005-pres.)	445
6.	Donald Hand (1998-01)	444
7.	Junior Burrough (1992-95)	439
8.	Ralph Sampson (1980-83)	427
9.	John Crotty (1988-91)	413
10.	J.R. Reynolds (2004-07)	402

ASSISTS

1.	John Crotty (1988-91)	683
2.	Jeff Jones (1979-82)	598
3.	Donald Hand (1998-01)	529
4.	Othell Wilson (1981-84)	493
5.	Harold Deane (1994-97)	468
6.	Sean Singletary (2005-pres.)	454
7.	John Johnson (1985-88)	426
8.	Cory Alexander (1992-95)	401
9.	Barry Parkhill (1971-73)	369
10.	J.R. Reynolds (2004-07)	317

STEALS

1.	Othell Wilson (1981-84)	222
2.	Jeff Jones (1979-82)	189
	Chris Williams (1999-02)	189
4.	Harold Deane (1994-97)	179
	Donald Hand (1998-01)	179
6.	Bryant Stith (1989-92)	177
7.	Richard Morgan (1986-89)	160
8.	Adam Hall (1999-02)	157
9.	Bobby Stokes (1976-79)	154
	Sean Singletary (2005-pres.)	154

BLOCKED SHOTS

1.	Ralph Sampson (1980-83)	462
2.	Chris Alexander (1993-96)	148
3.	Travis Watson (2000-03)	130
4.	Kris Hunter (1997-99)	126
5.	Jason Clark (2002-05)	112
6.	Steve Castellan (1976-79)	108
7.	Chris Williams (1999-02)	97
8.	Junior Burrough (1992-95)	96
9.	Colin Ducharme (1997-00)	88
10.	Olden Polynice (1984-86)	86
--	Tunji Soroye (2005-pres.)	78

THE LAST TIME...

VIRGINIA INDIVIDUALS

- **Scored 30 points:** J.R. Reynolds (40) vs. Wake (1/21/07)
Sean Singletary (37) vs. Gonzaga (1/3/07)
- **Scored 40 points:** J.R. Reynolds (40) vs. Wake (1/21/07)
- **Two players with 20 points:** J.R. Reynolds (28) and Sean Singletary (23) vs. Albany (3/16/07)
- **Three players with 20 points:** Chris Williams (27), Roger Mason, Jr. (22) and Donald Hand (20) vs. Duke (1/5/00)
- **Four players with 20 points:** Chris Williams (23), Donald Hand (22), Adam Hall (21), and Travis Watson (20) vs. Georgetown (3/15/00)
- **A player with back-to-back 25-point games:** J.R. Reynolds (28) vs. Albany (3/16/07) and (26) vs. Tennessee (3/18/07)
- **One player scored in double figures:** Adrian Joseph (10) vs. Puerto Rico-Mayaguez (12/21/06)
- **Five players scored in double figures:** Sean Singletary (19), Mamadi Diane (13), Laurynas Mikalauskas (12), Adrian Joseph (11) and J.R. Reynolds (11) vs. Longwood (2/13/07)
- **Six players scored in double figures:** Travis Watson (17), Roger Mason, Jr. (15), Chris Williams (15), Elton Brown (14), Jermaine Harper (12), and Adam Hall (10) vs. Grambling (12/30/01)
- **Seven players scored in double figures:** Cornel Parker (20), Junior Burrough (15), Ted Jeffries (14), Cory Alexander (13), Jason Williford (12), Yuri Barnes (11) and Doug Smith (11) vs. Clemson (1/13/93)
- **Had 15 rebounds:** Adrian Joseph (16) vs. Seton Hall (11/24/07)
- **Had 20 rebounds:** Travis Watson (20) vs. Wofford (1/2/03)
- **Had 25 rebounds:** Bob Mortell (25) vs. Washington & Lee (2/27/60)
- **Two players with 10 rebounds:** Mike Scott (11) and Adrian Joseph (10) vs. Longwood (12/7/07)
- **Three players with 10 rebounds:** Yuri Barnes (13), Jason Williford (12) and Junior Burrough (11) vs. Rice (12/4/93)
- **Double-Double:** Adrian Joseph (13 pts, 10 rebs) vs. Longwood (12/7/07)
- **Two players had a double-double:** Adrian Joseph (23 pts, 11 rebs) and Mike Scott (10 pts, 13 rebs) at Penn (11/23/07)
- **Three players had a double-double:** Jason Williford (10 pts, 15 rebs), Ted Jeffries (23 pts, 10 rebs), and Cornel Parker (11 pts, 11 rebs) at William & Mary (1/25/93)
- **Double-Double with points and assists:** Sean Singletary (14 pts, 10 assts) vs. Northwestern (11/27/07)
- **Triple-Double:** Ralph Sampson (15 pts, 22 rebs, 10 blks) vs. Old Dominion (12/29/79)
- **Four Double-Doubles in a row:** Travis Watson (29 pts, 12 rebs) at NC State (2/6/02), (20 pts, 10 rebs) vs. Clemson (2/10/02), (17 pts, 10 rebs) vs. UNC (2/12/02), (13 pts, 12 rebs) at Wake (2/17/02)
- **20 points and 20 rebounds:** Travis Watson (21 pts, 20 rebs) vs. Wofford (1/2/03)
- **10 assists:** Sean Singletary (10) vs. Northwestern (11/27/07)
- **5 Blocked Shots:** Jason Cain (5) vs. UNC (1/19/06)
- **5 Steals:** Sean Singletary (5) vs. UNC (3/10/06)
- **Led UVa in Points, Rebounds and Assists:** Sean Singletary (25 pts, 6 rebs, 4 assts) at Clemson (2/25/06)
- **Hit a last second shot to win a game:** Sean Singletary vs. Duke (2/1/07) [jumper with one second in OT]; J.R. Reynolds vs. Loyola Marymount (12/23/04) [layup with 1.5 seconds in regulation]
- **Played every minute:** Sean Singletary vs. Virginia Tech (2/12/05)
- **Played 40 or more minutes:** Sean Singletary (43) and J.R. Reynolds (40) vs. Duke (2/1/07)

VIRGINIA TEAM

- **Won in Overtime:** vs. Duke, 68-66 (2/1/07)
- **Lost in Overtime:** vs. Florida State, 82-87 (1/11/06)
- **Played Two Overtimes:** vs. Maryland, L 89-92 (2/19/05)
- **Played Three Overtimes:** vs. Georgetown, L 111-115 (3/15/00)
- **Shot 70 percent for a Half:** 72.2% (13-18) vs. Wake Forest 2nd Half (2/24/96)
- **Shot 60 percent in a Game:** 61.0% (36-59) vs. LIU (11/17/00)
- **Shot less than 30 percent in a Game:** 27.9% (17-61) vs. North Carolina (3/10/06)
- **Shot 90 percent from the free throw line:** 94.7% (18-19) vs. Georgia Tech (2/24/07)
- **Shot 50 percent from 3-point line:** 50.0% (16-32) vs. Northwestern (11/27/07)
- **Shot less than 30 percent in a half:** 29.0% (9-31) in 2nd Half at Wake Forest (3/3/07)
- **Shot less than 20 percent in a half:** 18.9% (7-37) in the 1st half at Duke (1/13/01)
- **Shot 55 percent or better and lost:** 56.9% (29-51) vs. Duke (3/14/03)
- **Attempted 50 FTs:** 52 (made 34) vs. Howard (12/12/94)
- **Made 30 FTs:** 31 (36 att.) vs. Tennessee (3/18/07)
- **Made 10 3-pt FGs:** 11 vs. Syracuse (12/5/07)
- **Failed to make a 3-pt FG:** at Georgia Tech (12/4/05)
- **Had 50 rebounds:** 50 vs. Seton Hall (11/24/07)
- **Had 25 assists:** 27 vs. Howard (11/21/01)
- **Had 15 steals:** 15 vs. Arizona (11/21/04)
- **Had 10 blocks:** 12 vs. Longwood (2/13/07)
- **Scored 50 pts in a half:** 54 vs. Northwestern, 1st half (11/27/07)
- **Scored 60 pts in a half:** 60 vs. Gonzaga, 1st half (1/3/07)
- **Scored 70 pts in a half:** 70 vs. Coastal Carolina, 2nd half (10/20/00)
- **Scored 100 pts (ACC):** 103 vs. Maryland (1/16/07)
- **Scored 100 pts (non-conf):** 100 at Penn (11/23/07)
- **Scored under 20 pts in 1st half:** 17 at Ga. Tech (12/4/05)
- **Scored under 20 pts in 2nd half:** 12 vs. UNC (2/11/98)
- **Scored under 50 pts in a game:** 49 at Stanford (3/14/06)

OPPONENT INDIVIDUALS

- **Scored 30 points:** Al Thornton (30), Florida St. (2/17/07)
- **Scored 35 points:** J.J. Redick (40), Duke (1/28/06)
- **Scored 40 points:** J.J. Redick (40), Duke (1/28/06)
- **Scored 50 points:** Len Chappell (50), Wake (2/12/62)
- **Two players with 20 points:** Brandon Costner (22) and Gavin Grant (20), NC State (3/9/07)
- **Three players with 20 points:** Juan Dixon (23), Chris Wilcox (21), and Lonny Baxter (20), at Maryland (3/3/02)
- **Two players with 30 points:** Trevor Powell (31) and Tony Smith (31), Marquette (2/3/90)
- **Five players scored in double figures:** Mike Jones (18), Ekene Ibekwe (17), Greivas Vasquez (17), James Gist (11) and D.J. Strawberry (11), Maryland (1/16/07)
- **Six players scored in double figures:** Chris Paul (21), Justin Gray (17), Eric Williams (15), Jamaal Levy (12), Taron Downey (11) and Vytas Danelius (10), Wake Forest (1/2/05)
- **Seven players scored in double figures:** Has not occurred since at least the 1961-62 season
- **Double-Double:** Donte Green (20 pts, 10 rebs) and Paul Harris (10 pts, 14 rebs), Syracuse (12/5/07)
- **Two players had a double-double:** Donte Green (20 pts, 10 rebs) and Paul Harris (10 pts, 14 rebs), Syracuse (12/5/07)
- **Had 15 rebounds:** Al Thornton (16), Florida State (2/17/07)
- **Had 20 rebounds:** Tim Duncan (23), Wake (2/22/97)

- **Had 10 assists:** Andre Collins (10), Loyola (Md) (12/23/05)
- **5 Blocked Shots:** Maurice Sumter (5), Longwood (2/13/07)
- **5 Steals:** Jamon Gordon (5), at Virginia Tech (2/10/07)
- **Hit a last second shot to win a game:** Lawrence Hill of Stanford (1/7/07) [1.1 seconds in regulation]

OPPONENT TEAM

- **Shot less than 30 percent in a Game:** 28.3% (17-60) Longwood (12/7/07)
- **Shot less than 30 percent in a Game (ACC):** 29.0% (20-69), Wake Forest (2/24/96)
- **Shot 60 percent in a Game:** 62.3% (33-53), Utah (12/20/06)
- **Shot 55 percent or better and lost:** 55.2% (32-58), Iowa State (12/31/03)
- **Scored 100 pts:** 110, North Carolina (1/29/05)
- **Scored 60 pts in a half:** 63, Gonzaga, 2nd half (1/3/07)
- **Scored under 20 pts in 1st half:** 19 at NC State (1/24/07)
- **Scored under 20 pts in 2nd half:** 18 at Richmond (11/22/05)
- **Scored under 50 pts in a game:** 49, Longwood (2/13/07)
- **Had 25 assists:** 26, North Carolina (1/29/05)
- **Had 15 steals:** 15, Providence (1/3/04)
- **Had 10 blocks:** 11 at Virginia Tech (2/10/07)
- **Failed to make a 3-pt FG:** vs. Arizona State (11/27/99)



GAME #1 • NOVEMBER 11, 2007

VERMONT 72
AT VIRGINIA 90

VERMONT (0-2)		FG		FT		REB		A		TO		BS		S		TP	
Player	MP	FG	FT	(0-1)	A	TO	BS	S	TP								
Blakely	36	9-15	6-9	3-10	3	2	2	4	24								
McIntosh	23	2-6	2-2	0-3	1	0	1	1	7								
Shields	17	3-6	0-0	0-0	0	0	0	0	6								
Trimboli	37	7-17	0-0	0-2	3	4	0	2	16								
Cieplicki	29	5-12	2-2	0-1	2	1	0	0	13								
Accaoui	13	0-3	2-2	0-0	1	0	0	0	2								
Vier	11	0-3	0-0	0-0	1	0	0	0	2								
Powlovich	20	0-0	2-2	1-3	0	1	0	0	2								
Field	8	1-2	0-0	0-1	0	2	0	0	2								
Dean	1	0-0	0-0	0-0	0	0	0	0	0								
Robbins	1	0-1	0-0	0-0	0	0	0	0	0								
Kissel	4	0-0	0-0	0-0	0	0	0	0	0								
Team				3-5													
Totals	200	27-65	14-17	7-25	11	10	3	9	72								
		.415	.824														

VIRGINIA (1-0)		FG		FT		REB		A		TO		BS		S		TP	
Player	MP	FG	FT	(0-1)	A	TO	BS	S	TP								
Diane	29	4-7	1-3	1-8	1	4	0	0	10								
Joseph	31	7-11	0-0	0-6	3	1	1	0	19								
Pettinella	9	2-3	0-2	1-5	2	1	0	0	4								
Jones	23	3-4	2-3	1-6	1	0	1	0	8								
Singletary	31	4-9	10-12	1-5	6	6	0	4	19								
Farrakhan	4	0-2	0-0	0-0	0	0	0	0	0								
Baker	14	4-6	2-4	0-1	0	0	0	1	11								
Mikalaukas	19	2-2	4-6	2-4	0	1	0	0	8								
Tucker	17	1-4	2-2	0-2	0	0	2	0	5								
Zeglinski	7	0-1	0-0	0-1	1	3	0	0	0								
Burns	2	0-0	0-0	1-2	0	0	0	0	0								
Scott	2	0-1	2-2	1-1	0	0	0	0	2								
Harris	2	0-1	0-0	0-0	0	0	0	0	0								
Meynsse	10	2-2	0-0	1-2	0	2	0	0	4								
Team				2-3													
Totals	200	29-53	23-34	12-46	14	18	4	5	90								
		.547	.676														

3-Point Field Goals: (Verm.)--(4-17/235) McIntosh (1-2), Trimboli (2-7), Cieplicki (1-4), Accaoui (0-2), Vier (0-2). (UVa)--(9-19/474) Diane (1-3), Joseph (5-8), Singletary (1-2), Baker (1-1), Tucker (1-4), Zeglinski (0-1).

Vermont	32	40	72
Virginia	46	44	90
Attendance --	11,893		

Adrian Joseph and Sean Singletary each had 19 points to lead Virginia to a 90-72 season-opening victory over Vermont at John Paul Jones Arena. Calvin Baker added 11 points in his Cavalier debut and Mamadi Diane scored 10 points and grabbed a team-high eight rebounds.

The victory marked the 10th consecutive season-opening win for the Cavaliers.

Virginia had runs of 17-6 and 10-2 in the first half to build a 14-point advantage (46-32) at the break. Vermont could get no closer than nine points in the second half as the Cavaliers closed out the 18-point victory.

The Cavaliers out-rebounded the Catamounts 46-25 in the contest. Virginia shot 54.7 percent from the floor, including 47.4 percent from three-point range. Leading the UVa attack from behind the arc was Joseph, who tied a career high with five three-point field goals. Vermont shot 41.5 percent from the floor and just 23.5 percent from three-point range.

Vermont was led by Marqus Blakely, who posted a double-double with 24 points and 10 rebounds. Mike Trimboli added 16 points and Kyle Cieplicki had 13 points.

"It feels good to come out and get a double-figure win against a good team. We made it a priority to just go out there and jump out on them. We wanted to come out, defend, and get some early buckets in transition and we did a good job of that." - Sean Singletary

GAME #2 • NOVEMBER 14, 2007

HOWARD 53
AT VIRGINIA 92

HOWARD (0-2)		FG		FT		REB		A		TO		BS		S		TP	
Player	MP	FG	FT	(0-1)	A	TO	BS	S	TP								
Hampton	31	2-7	2-4	1-3	4	8	1	0	6								
Myatt	25	6-10	0-0	0-5	2	2	0	1	13								
Cooper	20	0-1	2-2	0-1	3	0	0	0	2								
White	36	2-11	0-0	0-6	7	2	0	0	6								
Smith	33	7-11	0-0	0-3	0	1	0	2	16								
Mukole	15	2-6	0-0	0-1	0	2	0	0	5								
Timothy	27	2-4	0-0	1-1	0	1	0	1	5								
Thomas	6	0-0	0-0	0-0	0	2	0	0	0								
Kirkpatrick	7	0-1	0-0	1-3	0	1	0	0	0								
Team				0-0													
Totals	200	21-51	4-6	3-23	16	19	1	6	53								
		.412	.667														

VIRGINIA (2-0)		FG		FT		REB		A		TO		BS		S		TP	
Player	MP	FG	FT	(0-1)	A	TO	BS	S	TP								
Diane	20	5-8	0-0	1-2	1	2	0	1	14								
Joseph	22	2-10	0-0	1-5	1	0	0	2	5								
Pettinella	21	2-3	1-2	5-5	0	1	1	0	5								
Jones	21	4-9	2-4	2-3	2	2	1	3	10								
Singletary	30	9-16	2-2	3-4	8	5	0	1	23								
Farrakhan	10	2-6	0-0	1-2	1	0	0	1	4								
Baker	17	4-8	0-0	2-8	5	0	0	0	11								
Mikalaukas	14	2-3	1-4	1-1	0	0	0	0	5								
Tucker	3	0-0	0-0	0-0	0	0	0	0	0								
Zeglinski	10	1-3	0-0	0-1	5	0	0	0	2								
Sherrill	2	1-1	0-0	0-0	0	0	0	0	2								
Burns	2	0-1	0-0	0-0	0	0	0	0	0								
Scott	14	3-4	0-1	2-6	1	0	0	2	7								
Harris	9	1-2	0-0	1-6	0	2	0	0	2								
Meynsse	5	1-1	0-0	1-1	0	0	0	0	2								
Team				1-4													
Totals	200	37-75	6-13	21-48	24	12	2	10	92								
		.493	.462														

3-Point Field Goals: (Howard)--(7-21/333) Hampton (0-1), Myatt (1-2), White (2-9), Smith (2-3), Mukole (1-3), Timothy (1-3). (UVa)--(12-29/414) Diane (4-7), Joseph (1-5), Jones (0-2), Singletary (3-6), Farrakhan (0-1), Baker (3-5), Zeglinski (0-2), Scott (1-1).

Howard	26	27	53
Virginia	41	51	92
Attendance --	11,162		

Sean Singletary had 23 points and eight assists to lead Virginia to a 92-53 win over Howard at John Paul Jones Arena in a game scheduled as part of the Philly Hoop Group Classic. Mamadi Diane had 14 points, Calvin Baker 11 points, and Jeff Jones 10 points for the Cavaliers, who improved to 2-0 on the young season.

In total, Virginia had 13 different players score in the game, the most since 14 different Cavaliers scored in a 93-47 win over Winthrop on Dec. 1, 1990.

The Cavaliers trailed by five (24-19) midway through the first half before ending the half on a 22-2 run. Virginia continued that momentum in the second half, outscoring the Bison 51-27.

Virginia outrebounded Howard by 25 in the game (48-23). The Cavaliers made a John Paul Jones Arena record 37 field goals, including 12 from three-point range. UVa shot 49.3 percent from the field and 41.4 percent from behind the arc. Howard shot 41.2 percent from the field and 33.3 percent from three-point-range. Howard had 19 turnovers, including 10 on steals by the Cavaliers.

Howard was led by Jeron Smith and Eugene Myatt, who had 16 and 13 points respectively.

"There is more time needed to experiment with different lineups and those kind of things. And that's what a day like today would be for. Although you can't be experimenting for too long because you've got some really difficult days ahead." - Dave Leitao

GAME #3 • NOVEMBER 17, 2007

VIRGINIA 75
AT #17 ARIZONA 72

VIRGINIA (3-0)		FG		FT		REB		A		TO		BS		S		TP	
Player	MP	FG	FT	(0-1)	A	TO	BS	S	TP								
Diane	36	3-4	0-0	0-1	1	3	3	0	9								
Joseph	22	1-2	2-2	2-3	1	1	0	1	4								
Pettinella	17	0-1	0-2	1-4	0	0	0	1	0								
Jones	21	5-8	0-0	0-1	0	3	0	0	15								
Singletary	36	6-19	11-11	0-4	8	5	0	1	24								
Farrakhan	2	0-0	0-0	0-0	0	0	0	0	0								
Baker	20	2-3	0-0	0-0	4	2	0	0	5								
Mikalaukas	23	3-4	0-0	1-6	0	0	0	1	6								
Tucker	21	5-7	0-0	2-4	0	1	0	0	12								
Harris	2	0-1	0-0	0-0	1	0	0	0	0								
Team				1-4													
Totals	200	25-49	13-15	7-27	14	18	3	4	75								
		.510	.867														

ARIZONA (1-1)		FG		FT		REB		A		TO		BS		S		TP	
Player	MP	FG	FT	(0-1)	A	TO	BS	S	TP								
Budinger	31	6-14	2-2	2-5	5	2	0	0	15								
Hill	29	5-7	4-4	4-5	0	2	0	0	14								
Bayless	37	7-15	3-5	1-4	4	4	0	1	21								
McClellan	39	4-8	0-0	0-3	4	4	2	2	9								
Dillon	37	1-3	2-2	1-3	3	2	0	2	5								
Wise	14	1-2	0-0	0-1	3	3	1	2	3								
Lucas-Perry	2	0-2	0-0	1-1	0	0	0	0	0								
Brielmaier	11	2-3	1-1	0-3	1	0	0	0	5								
Team				0-1													
Totals	200	26-54	12-14	9-26	20	17	3	7	72								
		.481	.857														

3-Point Field Goals: (UVa)--(12-21/571) Diane (3-3), Joseph (0-1), Jones (5-7), Singletary (1-6), Baker (1-1), Tucker (2-3). (Arizona)--(8-17/471) Budinger (1-2), Bayless (4-8), McClellan (1-1), Dillon (1-3), Wise (1-2), Lucas-Perry (0-1).

Virginia	42	33	75
Arizona	31	41	72
Attendance --	14,602		

Sean Singletary scored four consecutive points in the final 90 seconds to give Virginia the lead for good and finished with game-high totals of 24 points and eight assists to lead the Cavaliers to a 75-72 win at No. 17 Arizona. Jeff Jones was 5-7 from three-point range and finished with 15 points, and Jamil Tucker was 5-7 from the field and tied his career high with 12 points for UVa.

It was the first home loss in November for Arizona since 1978.

The Cavaliers led by two (33-31) with 3:15 remaining in the first half before scoring the last nine points of the half to lead by 11 (42-31) at halftime. Virginia shot 69.2 percent (9-13) from three-point range in the first half and made all five of its free throws.

Both teams made runs in the second half. Arizona scored 12 consecutive points to take a 52-48 lead with 13:25 left in the game. The Cavaliers scored nine consecutive points to lead 66-59 with 8:23 remaining to play, but the Wildcats came right back and scored eight straight points to retake the lead 67-66 with 5:12 left in the game. With the score tied at 69, Singletary made two free throws and then a jump shot to give UVa a 73-69 lead with 39 seconds to play. After a Jerryd Bayless three-pointer cut the Cavaliers' lead to one, Adrian Joseph made two free throws with 20 seconds remaining to provide Virginia with its final margin of victory.

For the game, the Cavaliers shot 51 percent from the field, including 57.1 percent from three-point range, and 86.7 percent from the free throw line. Arizona shot 48.1 percent from the field, including 47.1 percent from three-point range, and 85.7 percent from the free throw line.

Bayless scored 21 points to lead Arizona. Chase Budinger added 15 points and Jordan Hill 14.

"We got out early. We had a game plan and it worked. Both teams shot the ball extremely well in the first half, but we got the stops down the stretch. I'm really proud of how we stuck together." - Dave Leitao

GAME #4 • NOVEMBER 20, 2007

DREXEL **58**
AT #23 VIRGINIA **72**

DREXEL (3-1)		REB								
Player	MP	FG	FT	(0-T)	A	TO	BS	S	TP	
Oveneke	21	3-3	0-0	1-7	3	2	0	1	7	
Elegar	31	8-14	7-11	0-3	2	3	1	1	23	
Hawthorne	34	4-12	0-0	1-3	3	3	1	0	10	
Rodgers	31	0-3	0-0	1-1	0	4	0	1	0	
Harris	33	2-8	0-0	0-1	0	2	0	1	6	
Colds	16	2-6	0-0	0-2	1	1	0	1	5	
Hynes-Guery	6	0-0	2-2	0-1	1	0	0	0	2	
Neisler	19	1-2	0-0	0-3	0	1	0	0	2	
Tribbett	9	1-2	1-2	1-2	0	1	0	0	3	
Team				0-4						
Totals	200	21-50	10-15	4-27	10	17	2	5	58	
		.420	.667							

VIRGINIA (4-0)		REB								
Player	MP	FG	FT	(0-T)	A	TO	BS	S	TP	
Diane	28	3-7	3-4	2-2	0	3	0	0	11	
Joseph	30	4-9	2-2	2-11	1	0	0	0	11	
Pettinella	8	0-2	0-0	3-4	0	0	0	0	0	
Jones	9	1-3	0-0	0-2	0	2	1	0	2	
Singletary	37	7-19	7-8	2-7	5	8	0	2	24	
Farrakhan	3	0-1	0-0	0-2	0	0	0	0	0	
Baker	26	5-9	0-0	0-1	1	1	0	1	11	
Mikalauskas	16	0-2	1-2	1-1	1	0	0	1	1	
Tucker	19	3-4	0-0	0-4	0	2	0	0	7	
Zeglinski	9	0-2	0-0	1-1	3	0	0	0	0	
Scott	13	0-2	5-6	3-5	0	0	0	1	5	
Meynsse	2	0-0	0-0	0-1	0	0	0	0	0	
Team				3-3						
Totals	200	23-60	18-22	17-44	11	16	1	5	72	
		.383	.818							

3-Point Field Goals: (Drexel)--(6-18/.333) Oveneke (1-1), Hawthorne (2-8), Rodgers (0-1), Harris (2-3), Colds (1-5). (UVA)--(8-16/.500) Diane (2-4), Joseph (1-4), Singletary (3-3), Baker (1-3), Tucker (1-1), Zeglinski (0-1).

Drexel	25	33	58
Virginia	31	41	72
Attendance --	10,975		

Sean Singletary had 24 points and seven rebounds to lead Virginia to a 72-58 victory over Drexel at John Paul Jones Arena in a game that was scheduled as part of the Philly Hoop Group Classic. Adrian Joseph had his first career double-double with his 11 point, 11 rebound performance, while Mamadi Diane and Calvin Baker also scored 11 points each for the Cavaliers, who improved to 4-0 on the season.

Drexel had the lead for most of the first half until a Singletary lay-up with 4:24 remaining gave UVA its first lead of the game. The Cavaliers extended their advantage to six (31-25) at the break. A 10-2 run in the second half increased the Virginia advantage to double-digits and UVA led by as many as 35 points before closing out the 14-point victory.

The Cavaliers had a 44-27 advantage on the boards, including grabbing 17 offensive rebounds. Virginia shot 50.0 percent from three-point range (8-16), but only 38.3 percent overall from the floor. The Cavaliers were 18-22 (81.8 percent) from the free throw line. Drexel shot 42.0 percent from the field and 33.3 percent from behind the arc.

Drexel, which suffered its first loss of the season, was led by Frank Elegar's 23 points. Tramayne Hawthorne added 10 points for the Dragons.

"We knew we would be tested, particularly coming off a cross-country trip and winning an exciting game. I feared there would be a natural let-down that could cost us the game. I felt we suffered through that in the first half, but we concentrated and followed through on the game plan." - Dave Leitao

GAME #5 • NOVEMBER 23, 2007

#23 VIRGINIA **100**
AT PENN **85**

VIRGINIA (5-0)		REB								
Player	MP	FG	FT	(0-T)	A	TO	BS	S	TP	
Joseph	24	7-14	4-5	5-11	0	2	1	1	23	
Singletary	28	4-12	7-7	1-2	4	5	0	1	16	
Pettinella	11	3-3	0-2	1-2	0	2	1	0	6	
Jones	9	0-1	2-4	0-0	1	1	0	0	2	
Diane	25	5-10	2-2	1-4	1	0	1	2	13	
Farrakhan	10	0-2	0-0	0-2	0	3	0	0	0	
Baker	20	2-5	1-2	0-1	5	2	0	0	6	
Mikalauskas	12	3-6	2-3	2-2	1	0	1	0	8	
Tucker	8	3-4	0-0	0-3	0	1	0	0	8	
Zeglinski	14	0-2	0-0	1-2	2	2	0	3	0	
Sherrill	1	1-1	0-0	0-0	0	0	0	0	2	
Burns	2	0-1	0-0	1-1	1	1	0	0	0	
Scott	19	3-5	4-4	4-13	1	0	0	3	10	
Harris	13	3-6	0-1	1-3	1	0	0	1	6	
Meynsse	4	0-0	0-0	1-1	0	2	0	1	0	
Team				7-9						
Totals	200	34-72	22-30	25-56	17	21	4	12	100	
		.472	.733							

PENN (1-4)		REB								
Player	MP	FG	FT	(0-T)	A	TO	BS	S	TP	
Eggleston	32	3-7	2-2	1-4	3	2	0	0	9	
Schreiber	18	2-8	1-3	0-3	2	4	2	0	6	
Bernardini	20	4-7	3-3	1-1	3	2	0	1	13	
Grandieri	26	5-10	0-3	3-5	1	0	0	0	10	
Gaines	31	2-6	8-11	0-1	8	4	0	1	12	
Cohen	10	0-2	0-0	0-1	3	0	0	1	0	
Kach	12	0-1	1-2	0-1	0	3	0	0	1	
Egee	3	0-0	0-0	0-0	0	0	0	1	0	
Cofield	19	6-8	7-10	0-0	0	0	0	0	20	
Lewis	12	1-1	2-2	1-3	0	1	1	1	4	
Reilly	15	2-5	3-4	2-4	0	0	0	0	8	
Votel	2	1-1	0-0	0-1	0	0	0	1	2	
Team				1-2						
Totals	200	26-56	27-40	9-26	20	16	3	6	85	
		.464	.675							

3-Point Field Goals: (UVA)--(10-24/.417) Joseph (5-7), Singletary (1-3), Jones (0-1), Diane (1-3), Farrakhan (0-2), Baker (1-3), Tucker (2-3), Scott (0-1), Harris (0-1). (Penn)--(6-21/.286) Eggleston (1-1), Schreiber (1-5), Bernardini (2-5), Grandieri (0-1), Gaines (0-3), Cohen (0-1), Kach (0-1), Cofield (1-2), Reilly (1-2).

Virginia	50	50	100
Penn	35	50	85

Adrian Joseph had his second consecutive double-double with 23 points and 11 rebounds, and Mike Scott had his first collegiate double-double with 10 points and 13 rebounds to lead Virginia to a 100-85 victory over Penn at The Palestra in the Philly Hoop Group Classic. Sean Singletary added 16 points and four assists for the Cavaliers and Mamadi Diane scored 13 points and had four rebounds.

The two teams combined to shoot 70 free throws and commit 53 fouls in the game.

Virginia scored the game's first seven points and led by as many as 19 in the first half before taking a 50-35 halftime lead. Penn got no closer than 13 points in the second half and the Cavaliers led by as many as 26 (96-70) with 4:12 to play.

UVA out-rebounded Penn 56-26 in the game and the Cavaliers had 12 steals, but turned the ball over 21 times. Virginia shot 47.2 percent from the field, including 41.7 percent from three-point range, and 73.3 percent from the free throw line. Penn shot 46.4 percent from the floor, including just 28.6 percent from three-point range, and 67.5 percent from the free throw line. Fifteen players saw action for the Cavaliers and 11 scored.

Remy Cofield led Penn with 20 points. Tyler Bernardini scored 13 points for the Quakers, Harrison Gaines had 12 points and Brian Grandieri added 10.

"We haven't had a lot of practice time, which is probably my biggest concern because we've played so many games, to get right down to the things that are hurting us on defense. We'll be able to do that obviously in another week or so. For now, it's just win and advance." - Dave Leitao

GAME #6 • NOVEMBER 24, 2007

SETON HALL **74**
VS #23 VIRGINIA **60**

SETON HALL (5-0)		REB								
Player	MP	FG	FT	(0-T)	A	TO	BS	S	TP	
Laing	40	10-20	3-3	2-10	3	3	0	1	25	
Okosun	19	1-1	0-1	3-6	1	0	2	0	2	
Nutter	26	2-5	3-4	0-0	1	0	0	2	8	
Harvey	32	4-14	7-11	3-4	2	0	0	1	16	
Gause	27	2-13	4-5	3-5	2	1	0	2	8	
Davis	5	0-1	0-0	0-1	0	0	0	1	0	
Hazell	24	4-10	0-1	2-5	0	0	0	1	11	
Garcia	15	2-4	0-0	2-6	0	0	1	0	4	
Davis	12	0-1	0-0	1-2	0	1	0	0	0	
Team				3-4						
Totals	200	25-69	17-25	19-43	9	6	3	8	74	
		.362	.680							

VIRGINIA (5-1)		REB								
Player	MP	FG	FT	(0-T)	A	TO	BS	S	TP	
Jones	18	2-7	0-0	1-2	0	2	0	0	4	
Joseph	28	2-7	0-0	5-16	1	5	1	0	6	
Pettinella	11	0-1	0-2	2-2	0	0	0	0	0	
Diane	33	4-7	2-3	4-8	2	1	2	0	12	
Singletary	37	7-20	7-7	1-7	7	5	0	0	23	
Baker	27	4-12	0-0	1-3	1	3	0	0	9	
Mikalauskas	14	1-1	1-2	2-3	1	0	0	0	3	
Tucker	12	0-4	0-0	0-0	0	0	1	0	0	
Zeglinski	2	0-0	0-0	0-1	0	0	0	0	0	
Scott	15	0-1	1-2	2-4	0	0	0	0	1	
Harris	3	0-1	2-2	0-1	0	0	0	0	2	
Team				2-3						
Totals	200	20-61	13-18	20-50	12	16	4	0	60	
		.328	.722							

3-Point Field Goals: (Seton Hall)--(7-23/.304) Laing (2-3), Nutter (1-4), Harvey (1-2), Gause (0-5), Hazell (3-8), Davis (0-1). (UVA)--(7-28/.250) Jones (0-1), Joseph (2-5), Diane (2-4), Singletary (2-9), Baker (1-6), Tucker (0-3).

Seton Hall	40	34	74
Virginia	29	31	60
Attendance --	3,871		

Brian Laing scored a game-high 25 points and had 10 rebounds to lead Seton Hall to a 74-60 victory over Virginia in the Philly Hoop Group Classic at The Palestra. The loss was the first of the season for the Cavaliers.

Sean Singletary scored 23 points and had seven assists to lead the Cavaliers. Mamadi Diane added 12 points and Adrian Joseph had a career-high 16 rebounds for UVA.

Seton Hall went on a 16-4 run to take a 33-22 lead with 4:53 remaining in the first half. Laing had six points in that run and 14 in the first half. The Pirates led 40-29 at halftime.

Virginia got within five (42-37) on a three-point-er by Joseph with 15:55 left in the game, but Seton Hall scored the next five points and the Cavaliers got no closer than seven points the rest of the game.

UVA turned the ball over 16 times while Seton Hall had only six turnovers. Virginia shot just 32.8 percent from the field, only 25.0 percent from three-point range, and 72.2 percent from the free throw line. Seton Hall shot 36.2 percent from the field, including 30.4 percent from three-point range, and 68 percent from the free throw line. The Cavaliers out-rebounded the Pirates 50-43.

In addition to Laing, two other Seton Hall players scored in double figures. Eugene Harvey scored 16 points and Jeremy Hazell added 11.

"In 80 minutes of this tournament, we played defense for about seven of them - the first seven minutes (of the Penn game). That is something that needs to improve." - Dave Leitao

GAME #7 • NOVEMBER 27, 2007

NORTHWESTERN 52
AT VIRGINIA 94

NORTHWESTERN (1-4)		REB								
Player	MP	FG	FT	(0-1)	A	TO	BS	S	TP	
Ryan	23	0-1	1-5	0-4	2	3	0	0	1	
Baran	28	2-7	0-1	0-0	2	2	0	1	4	
Moore	35	3-10	0-0	2-6	1	1	0	1	9	
Thompson	37	5-17	1-2	1-3	2	4	0	0	14	
Williams	15	2-5	1-5	1-1	0	1	0	2	5	
Okrzesik	24	5-8	0-0	0-2	1	1	0	1	12	
Capocci	21	3-6	1-2	2-5	2	2	0	0	7	
Houlihan	3	0-0	0-0	0-0	0	0	0	0	0	
Day	2	0-0	0-0	0-1	0	0	0	0	0	
Peljusic	4	0-2	0-0	1-1	1	2	0	0	0	
Melchior	8	0-0	0-0	0-2	0	0	0	1	0	
Team				1-3						
Totals	200	20-56	4-15	8-28	11	16	0	6	52	
		.357	.267							

VIRGINIA (6-1)		REB								
Player	MP	FG	FT	(0-1)	A	TO	BS	S	TP	
Diane	29	6-11	4-4	1-7	3	3	1	0	22	
Joseph	18	3-9	0-0	1-5	0	0	1	3	8	
Pettinella	10	0-0	0-0	1-2	0	2	0	0	0	
Jones	21	2-8	4-5	0-5	2	0	0	0	8	
Singletary	27	5-9	1-1	0-2	10	2	0	2	14	
Farrakhan	8	1-3	0-0	0-1	0	1	0	0	2	
Baker	16	6-6	0-0	0-2	1	1	0	0	16	
Mikalaukas	12	2-2	3-4	2-6	0	0	0	0	7	
Tucker	7	1-2	0-0	0-1	2	0	0	0	3	
Zeglinski	10	1-2	0-0	0-2	2	3	1	0	2	
Sherrill	2	0-0	0-0	0-0	0	0	0	1	0	
Burns	4	1-1	0-0	0-0	0	0	0	0	2	
Scott	13	3-5	2-2	3-4	0	0	0	1	8	
Harris	17	0-3	0-0	2-4	0	1	0	1	0	
Meyinsse	6	1-1	0-0	0-1	0	0	0	0	2	
Team				0-1						
Totals	200	32-62	14-16	10-43	20	13	3	8	94	
		.516	.875							

3-Point Field Goals: (N.Western)--(8-29/.276) Baran (0-4), Moore (3-8), Thompson (3-9), Williams (0-1), Okrzesik (2-5), Capocci (0-1), Peljusic (0-1). (UVA)--(16-32/.500) Diane (6-9), Joseph (2-5), Jones (0-2), Singletary (3-6), Farrakhan (0-2), Baker (4-4), Tucker (1-2), Zeglinski (0-1), Harris (0-1).

Northwestern	29	23	52
Virginia	54	40	94
Attendance --	12,609		

Mamadi Diane had 22 points, hitting a career-high six three-point field goals, and Sean Singletary had his second career double-double to lead Virginia to a 94-52 win over Northwestern in a Big Ten/ACC Challenge matchup at John Paul Jones Arena. Calvin Baker added 16 points, his high at Virginia, on perfect 6-6 shooting from the floor, including 4-4 from behind the arc.

The 42-point margin of victory was the largest in the nine-year history of the event, which annually matches teams from the two conferences.

Eight of the Cavaliers' first nine baskets were from three-point range and the Cavaliers led by as many as 27 points in the first half. They took a 54-29 advantage into halftime. Northwestern had 11 field goals in the first half, one less than Virginia had from three-point range (12).

The Cavaliers made 16 three-point field goals and shot 50.0 percent from behind the arc for the game. Overall, Virginia shot 51.6 from the floor and 87.5 percent from the free throw line. Northwestern shot 35.7 from the floor, including 27.6 percent from three-point range. The Wildcats' 4-15 (26.7 percent) performance from the free throw line was the fourth lowest percentage ever by an opponent against the Cavaliers.

Northwestern was led by Michael Thompson and Jason Okrzesik, who scored 14 and 12 points respectively.

The Cavaliers improved to 5-3 all-time in the Big Ten/ACC Challenge, including a 4-0 mark in games played in Charlottesville.

"We took 32 (3-pointers) today because 32 was the number that presented itself because they played a lot of zone. We shot 50 percent while taking that many. It's only a bad thing when you are taking over 30 and not making too many." - Dave Leitao

GAME #8 • DECEMBER 5, 2007

SYRACUSE 70
AT VIRGINIA 68

SYRACUSE (6-2)		REB								
Player	MP	FG	FT	(0-1)	A	TO	BS	S	TP	
Greene	37	8-19	0-0	4-10	1	2	3	2	20	
Harris	37	3-5	3-4	2-14	2	3	1	0	10	
Onuaku	33	2-5	0-0	2-8	0	1	0	2	4	
Flynn	38	5-12	6-6	0-0	3	5	0	0	18	
Devendorf	37	7-15	1-1	0-1	6	3	0	1	16	
Jackson	10	1-1	0-0	0-0	0	0	0	1	2	
Ongenaet	3	0-1	0-0	1-1	1	1	0	0	0	
Wright	2	0-0	0-0	0-0	1	0	0	1	0	
Jardine	3	0-1	0-0	0-0	0	0	0	1	0	
Team				2-5						
Totals	200	26-59	10-11	11-39	14	15	4	8	70	
		.441	.909							

VIRGINIA (6-2)		REB								
Player	MP	FG	FT	(0-1)	A	TO	BS	S	TP	
Diane	33	4-7	0-0	0-2	0	0	1	1	10	
Joseph	38	8-18	0-0	4-13	2	5	0	0	19	
Pettinella	3	0-0	0-0	1-1	0	0	0	0	0	
Jones	12	2-4	0-0	1-1	1	2	0	1	4	
Singletary	35	3-14	2-8	0-5	9	3	0	2	10	
Baker	31	3-10	0-0	0-1	1	2	0	2	8	
Mikalaukas	21	1-3	1-1	0-1	0	0	0	0	3	
Zeglinski	3	1-2	0-0	1-1	0	0	0	0	3	
Scott	15	1-3	2-2	3-6	0	0	1	0	4	
Harris	9	3-3	0-0	1-2	0	1	0	0	7	
Team				2-3						
Totals	200	26-64	5-11	13-36	13	13	2	6	68	
		.406	.455							

3-Point Field Goals: (Syracuse)--(8-21/.381) Green (4-7), Flynn (2-8), Harris (1-2), Devendorf (1-3), Ongenaet (0-1). (UVA)--(11-32/.344) Joseph (3-10), Diane (2-4), Singletary (2-7), Baker (2-7), Harris (1-1), Zeglinski (1-2), Jones (0-1).

Syracuse	29	41	70
Virginia	36	32	68
Attendance --	13,603		

Donte Greene scored 20 points, including 12 in the final 10 minutes of the game to lead Syracuse to a 70-68 win over Virginia at John Paul Jones Arena. Greene also had 10 rebounds, blocked three shots and had two steals.

The loss snapped the Cavaliers' 12-game home winning streak and was just the second setback for Virginia at JPJA.

Adrian Joseph led the Cavaliers, posting his third double-double of the season with 19 points and 13 rebounds. Sean Singletary and Mamadi Diane each had 10 points for Virginia.

The Cavaliers led 36-29 at the break, but a 19-5 run by the Orange in the second half gave them a 51-44 lead with 10 minutes to play. The Cavaliers retook the lead and led by three (61-58) with six minutes remaining. Green answered with five consecutive points to give Syracuse the lead (63-61). Green's jumper with just over one minute left gave the Orange a three-point lead (68-65). Diane scored with seven seconds to go to cut the lead to 68-67, but Jonny Flynn made both ends of a one-in-one to increase Syracuse's lead to three. Sean Singletary was fouled with 1.2 seconds left and made the front end of a one-in-one. He intentionally missed the second shot, but the Cavaliers couldn't grab the rebound to attempt a tying shot.

Syracuse out-rebounded Virginia 39-36, the first team to out-rebound the Cavaliers on the season. The Orange shot 44.1 percent from the floor and 90.9 percent from the line, compared to 40.6 percent from the floor and 45.5 percent from the line for Virginia.

In addition to Green, Syracuse was led by Flynn, who had 18 points, Eric Devendorf, who scored 16 points, and Paul Harris, who added 10 points and 14 rebounds.

"I'm obviously disappointed by the outcome of the game. They had a little lapse at the end of the first half, and we had a lapse for the majority of the second half, in both our game plan and in our aggression. You're not going to do that against good teams and get away with it." - Dave Leitao

GAME #9 • DECEMBER 7, 2007

LONGWOOD 57
AT VIRGINIA 76

LONGWOOD (2-9)		REB								
Player	MP	FG	FT	(0-1)	A	TO	BS	S	TP	
Williams	28	6-15	4-4	2-3	3	1	0	3	20	
Barrett	26	1-9	1-3	2-6	1	1	0	2	3	
Wilson	18	2-4	3-4	3-6	1	1	0	0	7	
Giles	25	1-4	0-0	0-1	3	3	0	0	3	
Bogan	34	3-12	2-2	0-5	1	4	0	0	11	
Jaekel	16	0-4	1-2	0-2	0	3	0	0	1	
Dawson	5	0-0	0-0	0-0	0	0	0	1	0	
Gee	2	1-1	0-0	0-0	0	0	0	0	3	
Robinson	8	0-2	0-0	0-1	0	1	0	0	0	
Swecker	21	1-4	2-2	0-2	1	1	0	0	5	
Neil	8	2-2	0-0	0-1	1	1	0	1	4	
Ryan	4	0-2	0-0	0-0	0	1	0	0	0	
Evans	5	0-1	0-1	1-1	0	0	1	0	0	
Team				1-3						
Totals	200	17-60	13-18	9-31	11	17	1	7	57	
		.283	.722							

VIRGINIA (7-2)		REB								
Player	MP	FG	FT	(0-1)	A	TO	BS	S	TP	
Diane	18	4-11	1-2	1-4	1	0	1	0	11	
Joseph	28	4-11	2-3	2-10	1	3	1	0	13	
Mikalaukas	10	2-2	0-0	0-2	0	0	0	0	4	
Jones	18	0-5	0-0	0-3	0	4	0	0	1	
Singletary	33	6-11	8-8	1-2	8	6	0	0	21	
Farrakhan	2	0-0	0-0	0-0	0	0	0	0	0	
Baker	22	4-6	1-3	0-3	2	2	0	1	11	
Tucker	8	0-0	0-0	0-0	1	0	0	0	0	
Zeglinski	7	0-0	0-2	0-0	2	1	0	0	0	
Sherrill	1	1-1	0-0	0-0	0	0	0	0	3	
Burns	3	0-1	0-0	0-0	1	1	0	0	0	
Scott	24	3-5	3-4	1-11	1	1	0	1	9	
Harris	20	1-3	2-3	5-8	0	2	0	1	4	
Meyinsse	6	0-0	0-0	2-3	0	1	0	0	0	
Team				1-3						
Totals	200	25-56	17-25	13-49	17	21	2	4	76	
		.446	.680							

3-Point Field Goals: (LU)--(10-26/.385) Williams (4-7), Bogan (3-7), Gee (1-1), Swecker (1-3), Giles (1-4), Robinson (0-1), Ryan (0-1), Barrett (0-2). (UVA)--(9-23/.391) Joseph (3-8), Baker (2-3), Diane (2-5), Sherrill (1-1), Singletary (1-3), Burns (0-1), Jones (0-2).

Longwood	22	35	57
Virginia	29	47	76
Attendance --	11,366		

Sean Singletary had 21 points and eight assists to lead Virginia to a 76-57 win over Longwood at John Paul Jones Arena. Adrian Joseph had his fourth double-double of the season, and his second in a row, with a 13-point, 10-rebound performance. Mamadi Diane and Calvin Baker added 11 points each, while Mike Scott came off the bench for nine points and a game-high 11 rebounds.

Longwood, in its first official season at the Division I level, stayed close in the first half. The Lancers drew within three points just before the break and trailed by just seven at halftime. The Cavaliers responded early in the second half, scoring 16 consecutive points to open a 50-30 lead with 11 minutes left to play. Virginia would extend its lead to as many as 26 in the second half.

Virginia out-rebounded the Lancers 49-31 in the contest. The Cavaliers shot 44.6 percent from the floor, including 39.1 percent from behind the arc. Longwood shot 38.5 percent from three-point range, but only 28.3 percent overall from the floor.

The Lancers were led by Kirk Williams, who scored 20 points. Ryan Bogan added 11 points for Longwood.

"I'm not looking at anything that I saw from a positive standpoint or an individual standpoint. If you have a flat tire on your car, does it matter if it's shiny?" - Dave Leitao



GAME #10 • DECEMBER 19, 2007

HAMPTON 65
AT VIRGINIA 79

HAMPTON (5-5)				REB							
Player	MP	FG	FT	(0-1)	A	TO	BS	S	TP		
Smalling	14	2-3	2-2	2-4	1	1	0	0	6		
Woodard	23	3-8	4-8	3-5	1	0	1	1	10		
Harrison	28	1-6	0-2	3-4	0	3	1	1	2		
West	34	6-17	1-2	0-3	4	3	0	4	13		
Brooks	25	2-7	0-0	1-1	3	0	0	0	4		
Pilgrim	12	0-2	0-0	0-3	1	1	1	0	0		
Simpson	29	7-14	2-2	1-4	1	2	0	1	22		
Tunnell	2	0-0	0-0	0-0	0	0	0	0	0		
Freeman	27	1-4	3-5	2-5	0	2	0	1	5		
Ntoko	3	0-0	0-0	0-0	0	0	0	0	0		
Sumner	2	0-1	0-0	0-0	0	0	0	0	0		
Robinson	1	1-1	1-1	1-1	0	0	0	0	3		
Team				0-2							
Totals	200	23-63	13-22	13-32	11	12	3	8	65		
		.365	.591								

VIRGINIA (8-2)				REB							
Player	MP	FG	FT	(0-1)	A	TO	BS	S	TP		
Diane	18	0-5	0-0	0-1	3	1	0	0	0		
Joseph	31	7-11	1-3	0-3	1	4	0	2	19		
Scott	20	6-8	3-3	4-6	0	0	0	0	15		
Jones	14	2-7	2-2	1-2	2	1	0	0	6		
Singletary	32	2-6	6-7	3-4	4	7	0	1	12		
Farrakhan	5	1-3	0-0	0-0	1	0	0	0	2		
Baker	30	2-4	0-0	0-4	2	3	0	0	6		
Tucker	19	1-3	5-5	0-6	1	2	2	0	8		
Harris	9	0-2	2-2	2-3	1	2	0	0	2		
Meyinsse	22	4-7	1-3	3-9	1	1	0	0	9		
Team				1-4							
Totals	200	25-56	20-25	14-42	16	21	2	3	79		
		.446	.800								

3-Point Field Goals: (Hampton)--(6-20/.300) Simpson (6-11), Woodard (0-1), Harrison (0-1), Brooks (0-1), Pilgrim (0-1), Sumner (0-1), West (0-4). (Uva)--(9-22/.409) Joseph (4-7), Singletary (2-4), Baker (2-4), Tucker (1-2), Farrakhan (0-1), Diane (0-2), Jones (0-2).

Hampton 32 33 65
Virginia 36 43 79
Attendance -- 10,516

Technical Foul: Smalling (Hampton)

Adrian Joseph had 19 points on 7-11 shooting from the floor to lead Virginia to a 79-65 victory over Hampton at John Paul Jones Arena. Mike Scott, making his first career start, scored a career-high 15 points and Sean Singletary added 12 points for the Cavaliers, who improved to 8-2 on the season.

Jerome Meyinsse came off the bench for Virginia to tie his career high with nine points while grabbing a career-high nine rebounds.

Hampton led the game for most of the first half, but the Cavaliers went on an 11-2 run to end the period and take a 36-32 lead into intermission. In the second half, Virginia extended its lead to as many as 15 points.

The Cavaliers, who hadn't played in 12 days due to a break for final exams, shot 44.6 percent from the floor and 80.0 percent from the line. Virginia's 79 points were the most against Hampton this season. The Pirates entered the game ranked 13th nationally in scoring defense, allowing 55.9 points per game.

The Pirates shot 36.5 percent from the floor and 59.1 percent from the line.

Hampton was led by Vincent Simpson, who scored 22 points off the bench, 17 of which came in the first half. Rashad West and Adrian Woodard added 13 and 10 points respectively for the Pirates.

"We had enough depth with Mike (Scott) playing well and Jerome (Meyinsse) coming off the bench playing well. With guys like that contributing, we could win the game by enough of a margin that gives you an opportunity to be on the road to becoming a better team."
- Dave Leitao



CALVIN BAKER

#4

Sophomore • Guard • 6-2 • 186 • Newport News, Va. • Woodside H.S. • William & Mary

THIS SEASON:

- Is eligible to play this season after sitting out games in 2006-07 after transferring from William & Mary
- Has scored in double figures in five games this season
- Had a Virginia high 16 points (6-6 FG, 4-4 3FG) vs. Northwestern
- Tied his UVa high of five assists at Penn
- Scored 11 points vs. Drexel, the third time in his first four games he had 11 points
- Had five points and four assists at Arizona
- Had 11 points and tied a career-high (including W&M) with eight rebounds vs. Howard
- Scored 11 points vs. Vermont in his Cavalier debut
- Had 10 points, four rebounds, and three assists in the exhibition vs. Carson-Newman

2007-08 GAME-BY GAME:

Opponent	GP-GS	FG-FGA	3FG-3FGA	FT-FTA	Off-Def	Total	A	TO	Blk	Stl	PF	Min	Pts
Vermont	1-0	4-6	1-1	2-4	0-1	1	0	0	0	1	2	14	11
Howard	2-0	4-8	3-5	0-0	2-6	8	5	0	0	0	0	17	11
at Arizona	3-0	2-3	1-1	0-0	0-0	0	4	2	0	0	2	20	5
Drexel	4-0	5-9	1-3	0-0	0-1	1	1	1	0	1	0	26	11
at Penn	5-0	2-5	1-3	1-2	0-1	1	5	2	0	0	1	20	6
vs. Seton Hall	6-0	4-12	1-6	0-0	1-2	3	1	3	0	0	4	27	9
Northwestern	7-0	6-6	4-4	0-0	0-2	2	1	1	0	0	3	16	16
Syracuse	8-0	3-10	2-7	0-0	0-1	1	1	2	0	2	3	31	8
Longwood	9-0	4-6	2-3	1-3	0-3	3	2	2	0	1	2	22	11
Hampton	10-0	2-4	2-4	0-0	0-4	4	2	3	0	0	2	30	6

SINGLE GAME BESTS (at Virginia)

POINTS

Season: 16 vs. Northwestern (11/27/07)
 Career: 16 vs. Northwestern (11/27/07)
 ACC: --

REBOUNDS

Season: 8 vs. Howard (11/14/07)
 Career: 8 vs. Howard (11/14/07)
 ACC: --

FG MADE

Season: 6 vs. Northwestern (11/27/07)
 Career: 6 vs. Northwestern (11/27/07)
 ACC: --

FG ATTEMPTS

Season: 12 vs. Seton Hall (11/24/07)
 Career: 12 vs. Seton Hall (11/24/07)
 ACC: --

3 PT FG MADE

Season: 4 vs. Northwestern (11/27/07)
 Career: 4 vs. Northwestern (11/27/07)
 ACC: --

3 PT FG ATTEMPTS

Season: 7 vs. Syracuse (12/5/07)
 Career: 7 vs. Syracuse (12/5/07)
 ACC: --

FT MADE

Season: 2 vs. Vermont (11/11/07)
 Career: 2 vs. Vermont (11/11/07)
 ACC: --

FT ATTEMPTS

Season: 4 vs. Vermont (11/11/07)
 Career: 4 vs. Vermont (11/11/07)
 ACC: --

ASSISTS

Season: 5 vs. Howard (11/14/07), at Penn (11/23/07)
 Career: 5 vs. Howard (11/14/07), at Penn (11/23/07)
 ACC: --

TURNOVERS

Season: 3 vs. Seton Hall (11/24/07), vs. Hampton (12/19/07)
 Career: 3 vs. Seton Hall (11/24/07), vs. Hampton (12/19/07)
 ACC: --

BLOCKS

Season: --
 Career: --
 ACC: --

STEALS

Season: 2 vs. Syracuse (12/5/07)
 Career: 2 vs. Syracuse (12/5/07)
 ACC: --

MINUTES

Season: 31 vs. Syracuse (12/5/07)
 Career: 31 vs. Syracuse (12/5/07)
 ACC: --

CAREER STATISTICS (at Virginia)

Year	G-GS	Min-Avg.	FG-FGA	Pct.	3FG-3FGA	Pct.	FT-FTA	Pct.	Off-Def.	Reb-Avg.	PF-DQ	Ast	TO	Blk	Stl	Pts-Avg
2006-07																
ACC																
2007-08	10-0	223-22.3	36-69	.522	18-37	.486	4-9	.444	3-21	24-2.4	19-0	22	16	0	5	94-9.4
ACC	0-0															
CAREER	10-0	223-22.3	36-69	.522	18-37	.486	4-9	.444	3-21	24-2.4	19-0	22	16	0	5	94-9.4
ACC																

Did not play after transferring



ANDY BURNS

#31

Sophomore • Forward • 6-8 • 212 • Alexandria, Va. • Bishop Ireton H.S.

THIS SEASON:

- Scored his first two points of the season vs. Northwestern
- Had his first career assist at Penn
- Had two rebounds in two minutes of playing time in the season opener vs. Vermont
- Had one rebound and one assist in four minutes of action in the exhibition vs. Carson-Newman

SINGLE GAME BESTS

POINTS

Season: 2 vs. Northwestern (11/27/07)
 Career: 4 vs. UMES (11/26/06)
 ACC: --

REBOUNDS

Season: 2 vs. Vermont (11/11/07)
 Career: 3 vs. UMES (11/26/06)
 ACC: 1 at Virginia Tech (2/10/07)

FG MADE

Season: 1 vs. Northwestern (11/27/07)
 Career: 1 on three occasions
 ACC: --

FG ATTEMPTS

Season: 1 on four occasions
 Career: 2 vs. UMES (11/26/06), vs. Longwood (2/13/07)
 ACC: --

3 PT FG MADE

Season: --
 Career: 1 vs. Longwood (2/13/07)
 ACC: --

3 PT FG ATTEMPTS

Season: 1 vs. Longwood (12/7/07)
 Career: 1 on three occasions
 ACC: --

FT MADE

Season: --
 Career: 2 vs. UMES (11/26/06)
 ACC: --

FT ATTEMPTS

Season: --
 Career: 4 vs. UMES (11/26/06)
 ACC: --

ASSISTS

Season: 1 at Penn (11/23/07), vs. Longwood (12/7/07)
 Career: 1 at Penn (11/23/07), vs. Longwood (12/7/07)
 ACC: --

TURNOVERS

Season: 1 at Penn (11/23/07), vs. Longwood (12/7/07)
 Career: 1 on three occasions
 ACC: --

BLOCKS

Season: --
 Career: 1 vs. Longwood (2/13/07)
 ACC: --

STEALS

Season: --
 Career: --
 ACC: --

MINUTES


Season: 4 vs. Northwestern (11/27/07)
 Career: 7 vs. UMES (11/26/06)
 ACC: 1 vs. Miami (2/3/07), at Virginia Tech (2/10/07)

2007-08 GAME-BY-GAME:

Opponent	GP-GS	FG-FGA	3FG-3FGA	FT-FTA	Off-Def	Total	A	TO	Blk	Stl	PF	Min	Pts
Vermont	1-0	0-0	0-0	0-0	1-1	2	0	0	0	0	1	2	0
Howard	2-0	0-1	0-0	0-0	0-0	0	0	0	0	0	0	2	0
at Arizona	DNP												
Drexel	DNP												
at Penn	3-0	0-1	0-0	0-0	1-0	1	1	1	0	0	1	2	0
vs. Seton Hall	DNP												
Northwestern	4-0	1-1	0-0	0-0	0-0	0	0	0	0	0	1	4	2
Syracuse	DNP												
Longwood	5-0	0-1	0-1	0-0	0-0	0	1	1	0	0	0	3	0
Hampton	DNP												

CAREER STATISTICS

Year	G-GS	Min-Avg.	FG-FGA	Pct.	3FG-3FGA	Pct.	FT-FTA	Pct.	Off-Def.	Reb-Avg.	PF-DQ	Ast	TO	Blk	Stl	Pts-Avg
2006-07	13-0	20-1.5	2-4	.500	1-2	.500	2-8	.250	1-5	6-0.5	2-0	0	1	1	0	7-0.5
ACC	3-0	2-0.7	0-0	.000	0-0	.000	0-0	.000	0-1	1-0.3	0-0	0	0	0	0	0-0.0
2007-08	5-0	13-2.6	1-4	.250	0-1	.000	0-0	.000	2-1	3-0.6	3-0	2	2	0	0	2-0.4
ACC	0-0															
CAREER	18-0	33-1.8	3-8	.375	1-3	.333	2-8	.250	3-6	9-0.5	5-0	2	3	1	0	9-0.5
ACC	3-0	2-0.7	0-0	.000	0-0	.000	0-0	.000	0-1	1-0.3	0-0	0	0	0	0	0-0.0



MAMADI DIANE

#24

Junior • Guard/Forward • 6-5 • 201 • Potomac, Md. • DeMatha Catholic H.S.

THIS SEASON:

- Scored in double figures in eight of 10 games this season
- Shooting 49.4 percent from the floor and 52.3 percent from 3-point range
- Scored a season-high 22 points, including a career-high six 3-point FG vs. Northwestern
- Had 12 points and eight rebounds vs. Seton Hall
- Had 13 points, four rebounds and two steals at Penn
- Had 11 points and two rebounds vs. Drexel
- Scored nine points (3-3 3FG) and tied a career high with three blocks at Arizona
- Scored 14 points (5-8 FG, 4-7 3FG) against Howard
- Had 10 points and a team-high eight rebounds in the season opener vs. Vermont
- Had 19 points (8-10 FG), a game-high eight rebounds and four steals in the exhibition vs. Carson-Newman

SINGLE GAME BESTS

POINTS

Season: 22 vs. Northwestern (11/27/07)
 Career: 26 vs. Maryland (1/16/07)
 ACC: 26 vs. Maryland (1/16/07)

REBOUNDS

Season: 8 vs. Vermont (11/11/07), vs. Seton Hall (11/24/07)
 Career: 11 vs. Hampton (12/16/06)
 ACC: 10 vs. Wake Forest (2/4/06)

FG MADE

Season: 6 vs. Northwestern (11/27/07)
 Career: 9 vs. Maryland (1/16/07)
 ACC: 9 vs. Maryland (1/16/07)

FG ATTEMPTS

Season: 11 vs. Northwest (11/27/07), vs. Longwood (12/7/07)
 Career: 16 at Ga Tech (12/4/05), vs. Maryland (1/16/07)
 ACC: 16 at Ga Tech (12/4/05), vs. Maryland (1/16/07)

3 PT FG MADE

Season: 6 vs. Northwestern (11/27/07)
 Career: 6 vs. Northwestern (11/27/07)
 ACC: 3 on 3 occasions

3 PT FG ATTEMPTS

Season: 9 vs. Northwestern (11/27/07)
 Career: 9 vs. Northwestern (11/27/07)
 ACC: 8 at North Carolina (1/10/07)

FT MADE

Season: 4 vs. Northwestern (11/27/07)
 Career: 7 vs. Loyola (12/23/05), vs. UMES (11/26/06)
 ACC: 6 vs. Maryland (1/16/07)

FT ATTEMPTS

Season: 4 vs. Drexel (11/20/07), vs. Northwestern (11/27/07)
 Career: 8 vs. Loyola (12/23/05)
 ACC: 7 vs. Maryland (1/16/07)

ASSISTS

Season: 3 vs. Northwestern (11/27/07), vs. Hampton (12/19/07)
 Career: 4 vs. Loyola (12/23/05)
 ACC: 3 on 3 occasions

TURNOVERS

Season: 4 vs. Vermont (11/11/07)
 Career: 5 vs. Morgan State (11/19/06)
 ACC: 4 vs. Virginia Tech (3/1/07)

BLOCKS

Season: 3 at Arizona (11/17/07)
 Career: 3 vs. Liberty (11/18/05), at Arizona (11/17/07)
 ACC: 2 on 4 occasions

STEALS

Season: 2 at Penn (11/23/07)
 Career: 4 vs. Maryland (1/16/07)
 ACC: 4 vs. Maryland (1/16/07)

MINUTES


Season: 36 at Arizona (11/17/07)
 Career: 39 vs. Duke (2/1/07)
 ACC: 39 vs. Duke (2/1/07)

2007-08 GAME-BY-GAME:

Opponent	GP-GS	FG-FGA	3FG-3FGA	FT-FTA	Off-Def	Total	A	TO	Blk	Stl	PF	Min	Pts
Vermont	1-1	4-7	1-3	1-3	1-7	8	1	4	0	0	2	29	10
Howard	2-2	5-8	4-7	0-0	1-1	2	1	2	0	1	2	20	14
at Arizona	3-3	3-4	3-3	0-0	0-1	1	1	3	3	0	2	36	9
Drexel	4-4	3-7	2-4	3-4	2-0	2	0	3	0	0	3	28	11
at Penn	5-5	5-10	1-3	2-2	1-3	4	1	0	1	2	4	25	13
vs. Seton Hall	6-6	4-7	2-4	2-3	4-4	8	2	1	2	0	2	33	12
Northwestern	7-7	6-11	6-9	4-4	1-6	7	3	3	1	0	2	29	22
Syracuse	8-8	4-7	2-4	0-0	0-2	2	0	0	1	1	3	33	10
Longwood	9-9	4-11	2-5	1-2	1-3	4	1	0	1	0	1	18	11
Hampton	10-10	0-5	0-2	0-0	0-1	1	3	1	0	0	1	18	0

CAREER STATISTICS

Year	G-GS	Min-Avg.	FG-FGA	Pct.	3FG-3FGA	Pct.	FT-FTA	Pct.	Off-Def.	Reb-Avg.	PF-DQ	Ast	TO	Blk	Stl	Pts-Avg
2005-06	30-11	668-22.3	65-193	.337	16-66	.242	35-43	.814	33-79	112-3.7	42-0	32	36	11	22	181-6.0
ACC	16-1	321-20.1	31-94	.330	7-36	.194	12-15	.800	20-39	59-3.7	22-0	17	17	3	10	81-5.1
2006-07	32-32	883-27.6	111-251	.442	42-120	.350	43-57	.754	34-78	112-3.5	61-3	38	42	13	26	307-9.6
ACC	16-16	446-27.9	49-132	.371	18-64	.281	18-27	.667	17-37	54-3.4	32-2	18	21	8	15	134-8.4
2007-08	10-10	269-26.9	38-77	.494	23-44	.523	13-18	.722	11-28	39-3.9	22-0	13	17	9	4	112-11.2
ACC	0-0															
CAREER	72-53	1820-25.3	214-521	.411	81-230	.352	91-118	.771	78-185	263-3.7	125-3	83	95	33	52	600-8.3
ACC	32-17	767-24.0	80-226	.354	25-100	.250	30-42	.714	37-76	113-3.5	54-2	35	38	11	25	215-6.7



WILL HARRIS

#43

Sophomore • Forward/Guard • 6-6 • 245 • Corona, N.Y. • Brewster Academy

THIS SEASON:

- Had four points and tied his career-high with eight rebounds vs. Longwood
- Scored a season-high seven points (3-3 FG) vs. Syracuse
- Had four rebounds vs. Northwestern
- Had six points (3-6 FG) along with three rebounds at Penn
- Scored two points and had six rebounds vs. Howard
- Played two minutes in the season opener vs. Vermont

SINGLE GAME BESTS

POINTS

Season: 7 vs. Syracuse (12/5/07)
 Career: 16 vs. Morgan State (11/19/06)
 ACC: 14 vs. NC State (12/3/06)

REBOUNDS

Season: 8 vs. Longwood (12/7/07)
 Career: 8 on three occasions
 ACC: 6 vs. NC State (12/3/06)

FG MADE

Season: 3 at Penn (11/23/07), vs. Syracuse (12/5/07)
 Career: 7 vs. Morgan State (11/19/06)
 ACC: 5 vs. NC State (12/3/06)

FG ATTEMPTS

Season: 6 at Penn (11/23/07)
 Career: 12 vs. Morgan State (11/19/06)
 ACC: 6 on 4 occasions

3 PT FG MADE

Season: 1 vs. Syracuse (12/5/07)
 Career: 1 on 10 occasions
 ACC: 1 on 6 occasions

3 PT FG ATTEMPTS

Season: 1 on three occasions
 Career: 3 vs. UMES (11/26/06)
 ACC: 2 vs. NC State (12/3/06), vs. Miami (2/3/07)

FT MADE

Season: 2 on three occasions
 Career: 3 vs. Arizona (11/12/06), vs. NC State (12/3/06)
 ACC: 3 vs. NC State (12/3/06)

FT ATTEMPTS

Season: 3 vs. Longwood (12/7/07)
 Career: 4 on 3 occasions
 ACC: 4 vs. NC State (12/3/06), at Va. Tech (2/10/07)

ASSISTS

Season: 1 at Penn (11/23/07), vs. Hampton (12/19/07)
 Career: 4 vs. Gonzaga (1/3/07)
 ACC: 1 at Clemson (1/28/07), vs. Ga. Tech (2/24/07)

TURNOVERS

Season: 2 on three occasions
 Career: 5 vs. Morgan State (11/19/06)
 ACC: 3 vs. Maryland (1/16/07)

BLOCKS

Season: --
 Career: 2 vs. Longwood (2/13/07)
 ACC: 1 vs. Georgia Tech (2/24/07)

STEALS

Season: 1 on 3 occasions
 Career: 1 on 9 occasions
 ACC: 1 on 5 occasions

MINUTES


Season: 20 vs. Longwood (12/7/07)
 Career: 26 vs. Puerto Rico-Mayaguez (12/21/06)
 ACC: 22 at Virginia Tech (2/10/07)

2007-08 GAME-BY-GAME:

Opponent	GP-GS	FG-FGA	3FG-3FGA	FT-FTA	Off-Def	Total	A	TO	Blk	Stl	PF	Min	Pts
Vermont	1-0	0-1	0-0	0-0	0-0	0	0	0	0	0	0	2	0
Howard	2-0	1-2	0-0	0-0	1-5	6	0	2	0	0	1	9	2
at Arizona	3-0	0-1	0-0	0-0	0-0	0	0	1	0	0	1	2	0
Drexel	DNP												
at Penn	4-0	3-6	0-1	0-1	1-2	3	1	0	0	1	0	13	6
vs. Seton Hall	5-0	0-1	0-0	2-2	0-1	1	0	0	0	0	0	3	2
Northwestern	6-0	0-3	0-1	0-0	2-2	4	0	1	0	1	1	17	0
Syracuse	7-0	3-3	1-1	0-0	1-1	2	0	1	0	0	1	9	7
Longwood	8-0	1-3	0-0	2-3	5-3	8	0	2	0	1	0	20	4
Hampton	9-0	0-2	0-0	2-2	2-1	3	1	2	0	0	2	9	2

CAREER STATISTICS

Year	G-GS	Min-Avg.	FG-FGA	Pct.	3FG-3FGA	Pct.	FT-FTA	Pct.	Off-Def.	Reb-Avg.	PF-DQ	Ast	TO	Blk	Stl	Pts-Avg
2006-07	32-3	444-13.9	45-121	.372	9-36	.250	16-24	.667	39-64	103-3.2	48-0	13	31	9	6	115-3.6
ACC	16-0	189-11.8	22-53	.415	5-15	.333	8-13	.615	15-28	43-2.7	25-0	2	16	1	5	57-3.6
2007-08	9-0	84-9.3	8-22	.364	1-3	.333	6-8	.750	12-15	27-3.0	6-0	2	9	0	3	23-2.6
ACC	0-0															
CAREER	41-3	528-12.9	53-143	.371	10-39	.256	22-32	.688	51-79	130-3.2	54-0	15	40	9	9	138-3.4
ACC	16-0	189-11.8	22-53	.415	5-15	.333	8-13	.615	15-28	43-2.7	25-0	2	16	1	5	57-3.6



ADRIAN JOSEPH

#30

Senior • Forward • 6-7 • 201 • San Fernando, Trinidad • Brewster Academy

THIS SEASON:

- Co-captain for the 2007-08 season
- Averaging 9.9 rebounds a game in the last seven games
- Has had double figure rebounds in five games this season
- Scored a team-high 19 points vs. Hampton on 7-11 FG (4-7 3FG)
- Had a double-double (13 points, 10 rebounds) vs. Longwood, his fourth of the season
- Had a double-double (19 points, 13 rebounds) vs. Syracuse
- Tied a career-high with three steals vs. Northwestern
- Grabbed a career-high 16 rebounds vs. Seton Hall
- Had 23 points (one shy of his career high) and 11 rebounds at Penn to post his second consecutive double-double
- Posted his first career double-double with 11 points and 11 rebounds vs. Drexel
- Scored four points at Arizona, including two free throws in the final minute
- Had 19 points against Vermont in the season opener, tying career highs with five 3-point field goals and three assists
- Had a game-high 22 points in the exhibition against Carson-Newman

SINGLE GAME BESTS

POINTS

Season: 23 at Penn (11/23/07)
 Career: 24 vs. Loyola (12/23/05)
 ACC: 19 vs. Wake Forest (1/2/05)

REBOUNDS

Season: 16 vs. Seton Hall (11/24/07)
 Career: 16 vs. Seton Hall (11/24/07)
 ACC: 8 at NC State (2/1/06), vs. Wake (2/4/06)

FG MADE

Season: 8 vs. Syracuse (12/5/07)
 Career: 9 vs. Loyola (12/23/05)
 ACC: 7 vs. Wake Forest (1/2/05)

FG ATTEMPTS

Season: 18 vs. Syracuse (12/5/07)
 Career: 18 vs. Syracuse (12/5/07)
 ACC: 12 vs. Wake Forest (1/2/05)

3 PT FG MADE

Season: 5 vs. Vermont (11/11/07), at Penn (11/23/07)
 Career: 5 on four occasions
 ACC: 5 vs. Florida State (2/17/07)

3 PT FG ATTEMPTS

Season: 10 vs. Syracuse (12/5/07)
 Career: 10 vs. Syracuse (12/5/07)
 ACC: 8 vs. Wake Forest (2/4/06)

FT MADE

Season: 4 at Penn (11/23/07)
 Career: 4 on three occasions
 ACC: 4 vs. Clemson (1/7/06)

FT ATTEMPTS

Season: 5 at Penn (11/23/07)
 Career: 5 at Penn (11/23/07)
 ACC: 4 vs. Clemson (1/7/06), 4 vs. Va. Tech (2/11/06)

ASSISTS

Season: 3 vs. Vermont (11/11/07)
 Career: 3 on 5 occasions
 ACC: 3 at Maryland (2/7/06), vs. NC State (12/3/06)

TURNOVERS

Season: 5 vs. Seton Hall (11/24/07), vs. Syracuse (12/5/07)
 Career: 5 on three occasions
 ACC: 3 vs. Virginia Tech (2/11/06)

BLOCKS

Season: 1 on five occasions
 Career: 2 on five occasions
 ACC: 2 at NC State (2/1/06)

STEALS

Season: 3 vs. Northwestern (11/27/07)
 Career: 3 on three occasions
 ACC: 3 vs. Duke (1/16/05)

MINUTES


Season: 38 vs. Syracuse (12/5/07)
 Career: 40 vs. Virginia Tech (2/11/06)
 ACC: 40 vs. Virginia Tech (2/11/06)

2007-08 GAME-BY-GAME:

Opponent	GP-GS	FG-FGA	3FG-3FGA	FT-FTA	Off-Def	Total	A	TO	Blk	Stl	PF	Min	Pts
Vermont	1-1	7-11	5-8	0-0	0-6	6	3	1	1	0	2	31	19
Howard	2-2	2-10	1-5	0-0	1-4	5	1	0	0	2	0	22	5
at Arizona	3-3	1-2	0-1	2-2	2-1	3	1	1	0	1	2	22	4
Drexel	4-4	4-9	1-4	2-2	2-9	11	1	0	0	0	2	30	11
at Penn	5-5	7-14	5-7	4-5	5-6	11	0	2	1	1	2	24	23
vs. Seton Hall	6-6	2-7	2-5	0-0	5-11	16	1	5	1	0	1	28	6
Northwestern	7-7	3-9	2-5	0-0	1-4	5	0	0	1	3	1	18	8
Syracuse	8-8	8-18	3-10	0-0	4-9	13	2	5	0	0	2	38	19
Longwood	9-9	4-11	3-8	2-3	2-8	10	1	3	1	0	1	28	13
Hampton	10-10	7-11	4-7	1-3	0-3	3	1	4	0	2	3	31	19

CAREER STATISTICS

Year	G-GS	Min-Avg.	FG-FGA	Pct.	3FG-3FGA	Pct.	FT-FTA	Pct.	Off-Def.	Reb-Avg.	PF-DQ	Ast	TO	Blk	Stl	Pts-Avg
2004-05	23-6	322-14.0	37-93	.398	14-41	.341	9-13	.692	9-18	27-1.2	21-0	8	12	3	10	97-4.2
ACC	11-5	195-17.7	21-53	.396	12-26	.462	7-7	1.000	7-10	17-1.5	14-0	6	5	1	6	61-5.5
2005-06	30-19	857-28.6	103-256	.402	46-136	.338	31-42	.738	32-102	134-4.5	46-1	16	45	19	11	283-9.4
ACC	16-14	465-29.1	53-132	.402	25-74	.338	15-18	.833	14-60	74-4.6	21-0	9	20	7	5	146-9.1
2006-07	31-3	686-22.1	88-199	.442	42-121	.347	6-8	.750	33-76	109-3.5	39-0	29	26	7	11	224-7.2
ACC	16-0	308-19.3	37-92	.402	21-62	.339	0-0	.000	12-34	46-2.9	20-0	11	11	5	2	95-5.9
2007-08	10-10	272-27.2	45-102	.441	26-60	.433	11-15	.733	22-61	83-8.3	16-0	11	21	5	9	127-12.7
ACC	0-0															
CAREER	94-38	2137-22.7	273-650	.420	128-358	.358	57-78	.731	96-257	353-3.8	122-1	64	104	34	41	731-7.8
ACC	43-19	968-22.5	111-277	.401	58-162	.358	22-25	.880	33-104	137-3.2	55-0	26	36	13	13	302-7.0



JEROME MEYINSSE

#55

Sophomore • Forward/Center • 6-8 • 245 • Baton Rouge, La. • McKinley H.S.

THIS SEASON:

- Tied a career-high with nine points and grabbed a career-high nine rebounds vs. Hampton
- Had three rebounds vs. Longwood
- Scored two points vs. Howard and Northwestern
- Had four points and two rebounds in the season opener vs. Vermont
- Had seven points and seven rebounds in 14 minutes of action in the exhibition against Carson-Newman

SINGLE GAME BESTS

POINTS

Season: 9 vs. Hampton (12/19/07)
 Career: 9 vs. UMES (11/26/06), vs. Hampton (12/19/07)
 ACC: --

REBOUNDS

Season: 9 vs. Hampton (12/19/07)
 Career: 9 vs. Hampton (12/19/07)
 ACC: --

FG MADE

Season: 4 vs. Hampton (12/19/07)
 Career: 4 vs. Hampton (12/19/07)
 ACC: --

FG ATTEMPTS

Season: 7 vs. Hampton (12/19/07)
 Career: 7 vs. Hampton (12/19/07)
 ACC: 1 vs. Miami (2/3/07)

3 PT FG MADE

Season: --
 Career: --
 ACC: --

3 PT FG ATTEMPTS

Season: --
 Career: --
 ACC: --

FT MADE

Season: 1 vs. Hampton (12/19/07)
 Career: 5 vs. UMES (11/26/06)
 ACC: --

FT ATTEMPTS

Season: 3 vs. Hampton (12/19/07)
 Career: 6 vs. UMES (11/26/06)
 ACC: --

ASSISTS

Season: 1 vs. Hampton (12/19/07)
 Career: 1 vs. American (12/28/06), vs. Hampton (12/19/07)
 ACC: --

TURNOVERS

Season: 2 vs. Vermont (11/11/07), at Penn (11/23/07)
 Career: 2 on three occasions
 ACC: --

BLOCKS

Season: --
 Career: 1 vs. UMES (11/26/06), vs. Hampton (12/16/06)
 ACC: --

STEALS

Season: 1 at Penn (11/23/07)
 Career: 2 vs. PR-Mayaguez (12/21/06)
 ACC: --

MINUTES

Season: 22 vs. Hampton (12/19/07)
 Career: 22 vs. Hampton (12/19/07)
 ACC: 3 vs. Wake (1/21/07), at Clemson (1/28/07)

2007-08 GAME-BY-GAME:

Opponent	GP-GS	FG-FGA	3FG-3FGA	FT-FTA	Off-Def	Total	A	TO	Blk	Stl	PF	Min	Pts
Vermont	1-0	2-2	0-0	0-0	1-1	2	0	2	0	0	2	10	4
Howard	2-0	1-1	0-0	0-0	1-0	1	0	0	0	0	0	5	2
at Arizona	DNP												
Drexel	3-0	0-0	0-0	0-0	0-1	1	0	0	0	0	0	2	0
at Penn	4-0	0-0	0-0	0-0	1-0	1	0	2	0	1	2	4	0
vs. Seton Hall	DNP												
Northwestern	5-0	1-1	0-0	0-0	0-1	1	0	0	0	0	0	6	2
Syracuse	DNP												
Longwood	6-0	0-0	0-0	0-0	2-1	3	0	1	0	0	0	6	0
Hampton	7-0	4-7	0-0	1-3	3-6	9	1	1	0	0	4	22	9

CAREER STATISTICS

Year	G-GS	Min-Avg.	FG-FGA	Pct.	3FG-3FGA	Pct.	FT-FTA	Pct.	Off-Def.	Reb-Avg.	PF-DQ	Ast	TO	Blk	Stl	Pts-Avg
2006-07	15-0	100-6.7	4-11	.364	0-0	.000	9-13	.692	3-17	20-1.3	15-0	1	4	2	2	17-1.1
ACC	4-0	8-2.0	0-1	.000	0-0	.000	0-0	.000	0-0	0-0.0	3-0	0	0	0	0	0-0.0
2007-08	7-0	55-7.9	8-11	.727	0-0	.000	1-3	.333	8-10	18-2.6	8-0	1	6	0	1	17-2.4
ACC	0-0															
CAREER	22-0	155-7.0	12-22	.545	0-0	.000	10-16	.625	11-27	38-1.7	23-0	2	10	2	3	34-1.5
ACC	4-0	8-2.0	0-1	.000	0-0	.000	0-0	.000	0-0	0-0.0	3-0	0	0	0	0	0-0.0



LAURYNAS MIKALAUŠKAS

#11

Junior • Forward • 6-8 • 246 • Palanga, Lithuania • Blue Ridge School

THIS SEASON:

- Did not play vs. Hampton due to injury
- Made first start of the season vs. Longwood and had four points
- Had seven points and a tied his season-high with six rebounds vs. Northwestern
- Tied a season high with eight points at Penn
- Had six points and a season-high six rebounds at Arizona
- Scored five points vs. Howard
- Had eight points and four rebounds in the season opener vs. Vermont

SINGLE GAME BESTS

POINTS

Season: 8 vs. Vermont (11/11/07), at Penn (11/23/07)
 Career: 14 vs. Liberty (11/18/05)
 ACC: 12 vs. Miami (1/24/06)

REBOUNDS

Season: 6 at Arizona (11/17/07), vs. Northwestern (11/27/07)
 Career: 12 vs. Virginia Tech (3/9/06)
 ACC: 12 vs. Virginia Tech (3/9/06)

FG MADE

Season: 3 at Arizona (11/17/07), at Penn (11/23/07)
 Career: 6 vs. Liberty (11/18/05)
 ACC: 5 vs. UNC (1/19/06), vs. Miami (1/24/06)

FG ATTEMPTS

Season: 6 at Penn (11/23/07)
 Career: 11 vs. Loyola (12/23/05)
 ACC: 9 vs. North Carolina (1/19/06)

3 PT FG MADE

Season: --
 Career: --
 ACC: --

3 PT FG ATTEMPTS

Season: --
 Career: 1 vs. Appalachian State (12/19/06)
 ACC: --

FT MADE

Season: 4 vs. Vermont (11/11/07)
 Career: 5 vs. Virginia Tech (3/9/06)
 ACC: 5 vs. Virginia Tech (3/9/06)

FT ATTEMPTS

Season: 6 vs. Vermont (11/11/07)
 Career: 8 vs. Virginia Tech (3/9/06), vs. Morgan St. (11/19/06)
 ACC: 8 vs. Virginia Tech (3/9/06)

ASSISTS

Season: 1 on three occasions
 Career: 3 vs. Miami (2/3/07)
 ACC: 3 vs. Miami (2/3/07)

TURNOVERS

Season: 1 vs. Vermont (11/11/07)
 Career: 4 vs. Liberty (11/18/05), vs. Hartford (12/31/05)
 ACC: 2 on seven occasions

BLOCKS

Season: 1 at Penn (11/23/07)
 Career: 2 on three occasions
 ACC: 2 vs. Boston College (2/21/06)

STEALS

Season: 1 at Arizona (11/17/07), vs. Drexel (11/20/07)
 Career: 1 on 14 occasions
 ACC: 1 on 5 occasions

MINUTES

Season: 23 at Arizona (11/17/07)
 Career: 34 at UNC (3/1/06), at Stanford (3/14/06)
 ACC: 34 at North Carolina (3/1/06)

2007-08 GAME-BY GAME:

Opponent	GP-GS	FG-FGA	3FG-3FGA	FT-FTA	Off-Def	Total	A	TO	Blk	Stl	PF	Min	Pts
Vermont	1-0	2-2	0-0	4-6	2-2	4	0	1	0	0	2	19	8
Howard	2-0	2-3	0-0	1-4	1-0	1	0	0	0	0	3	14	5
at Arizona	3-0	3-4	0-0	0-0	1-5	6	0	0	0	1	1	23	6
Drexel	4-0	0-2	0-0	1-2	1-0	1	1	0	0	1	1	16	1
at Penn	5-0	3-6	0-0	2-3	2-0	2	1	0	1	0	1	12	8
vs. Seton Hall	6-0	1-1	0-0	1-2	2-1	3	1	0	0	0	4	14	3
Northwestern	7-0	2-2	0-0	3-4	2-4	6	0	0	0	0	2	12	7
Syracuse	8-0	1-3	0-0	1-1	0-1	1	0	0	0	0	1	21	3
Longwood	9-1	2-2	0-0	0-0	0-2	2	0	0	0	0	4	10	4
Hampton	DNP												

CAREER STATISTICS

Year	G-GS	Min-Avg.	FG-FGA	Pct.	3FG-3FGA	Pct.	FT-FTA	Pct.	Off-Def.	Reb-Avg.	PF-DQ	Ast	TO	Blk	Stl	Pts-Avg
2005-06	30-12	709-23.6	79-139	.568	0-0	.000	27-50	.540	66-70	136-4.5	87-3	2	37	9	10	185-6.2
ACC	16-1	372-23.3	39-74	.527	0-0	.000	12-21	.571	35-33	68-4.3	50-2	1	16	4	4	90-5.6
2006-07	30-12	370-12.3	41-74	.554	0-1	.000	30-51	.588	30-30	60-2.0	54-1	13	16	7	2	112-3.7
ACC	14-10	176-12.6	19-35	.543	0-0	.000	8-15	.533	17-14	31-2.2	25-0	7	7	2	1	46-3.3
2007-08	9-1	141-15.7	16-25	.640	0-0	.000	13-22	.591	11-15	26-2.9	19-0	3	1	1	2	45-5.0
ACC	0-0															
CAREER	69-25	1220-17.7	136-238	.571	0-1	.000	70-123	.569	107-115	222-3.2	160-4	18	54	17	14	342-5.0
ACC	30-11	548-18.3	58-109	.532	0-0	.000	20-36	.556	52-47	99-3.3	75-2	8	23	6	5	136-4.5



RYAN PETTINELLA

#34

Senior • Forward/Center • 6-9 • 249 • Webster, N.Y. • McQuaid Jesuit H.S. • Penn

THIS SEASON:

- Did not play vs. Longwood and Hampton due to injury
- Started the first eight games of the season
- Had a season-high six points (3-3 FG) at Penn, his former school
- Had four rebounds at Arizona and vs. Drexel
- Scored five points and grabbed five rebounds (all offensive) vs. Howard
- Had four points, five rebounds, and a career-high two assists vs. Vermont
- Had four points and five rebounds in the exhibition against Carson-Newman

SINGLE GAME BESTS (at Virginia)

POINTS

Season: 6 at Penn (11/23/07)
 Career: 14 vs. Hampton (12/16/06)
 ACC: 7 vs. NC State (12/3/06)

REBOUNDS

Season: 5 vs. Vermont (11/11/07), vs. Howard (11/14/07)
 Career: 10 vs. Hampton (12/16/06)
 ACC: 4 on three occasions

FG MADE

Season: 3 at Penn (11/23/07)
 Career: 6 vs. Hampton (12/16/06)
 ACC: 3 vs. NC State (12/3/06)

FG ATTEMPTS

Season: 3 on three occasions
 Career: 6 vs. Hampton (12/16/06)
 ACC: 4 vs. NC State (12/3/06)

3 PT FG MADE

Season: --
 Career: --
 ACC: --

3 PT FG ATTEMPTS

Season: --
 Career: --
 ACC: --

FT MADE

Season: 1 vs. Howard (11/14/07)
 Career: 2 vs. Hampton (12/16/06), vs. App. St (12/19/06)
 ACC: 1 on three occasions

FT ATTEMPTS

Season: 2 on five occasions
 Career: 6 vs. Hampton (12/16/06)
 ACC: 3 vs. NC State (12/3/06)

ASSISTS

Season: 2 vs. Vermont (11/11/07)
 Career: 2 vs. Vermont (11/11/07)
 ACC: 1 vs. Georgia Tech (2/24/07)

TURNOVERS

Season: 2 at Penn (11/23/07), vs. Northwestern (11/27/07)
 Career: 2 at Penn (11/23/07), vs. Northwestern (11/27/07)
 ACC: 1 vs. FSU (2/17/07), vs. Va. Tech (3/1/07)

BLOCKS

Season: 1 vs. Howard (11/14/07), at Penn (11/23/07)
 Career: 1 on four occasions
 ACC: 1 at Wake Forest (3/3/07)

STEALS

Season: 1 at Arizona (11/17/07)
 Career: 1 on three occasions
 ACC: 1 vs. NC State (12/3/06)

MINUTES


Season: 21 vs. Howard (11/14/07)
 Career: 24 vs. Hampton (12/16/06), vs. App. St (12/19/06)
 ACC: 22 vs. NC State (12/3/06)

2007-08 GAME-BY GAME:

Opponent	GP-GS	FG-FGA	3FG-3FGA	FT-FTA	Off-Def	Total	A	TO	Blk	Stl	PF	Min	Pts
Vermont	1-1	2-3	0-0	0-2	2-3	5	2	1	0	0	3	9	4
Howard	2-2	2-3	0-0	1-2	5-0	5	0	1	1	0	1	21	5
at Arizona	3-3	0-1	0-0	0-2	1-3	4	0	0	0	1	4	17	0
Drexel	4-4	0-2	0-0	0-0	3-1	4	0	0	0	0	3	8	0
at Penn	5-5	3-3	0-0	0-2	1-1	2	0	2	1	0	4	11	6
vs. Seton Hall	6-6	0-1	0-0	0-2	2-0	2	0	0	0	0	2	11	0
Northwestern	7-7	0-0	0-0	0-0	1-1	2	0	2	0	0	0	10	0
Syracuse	8-8	0-0	0-0	0-0	1-0	1	0	0	0	0	0	3	0
Longwood	DNP												
Hampton	DNP												

CAREER STATISTICS (at Virginia)

Year	G-GS	Min-Avg.	FG-FGA	Pct.	3FG-3FGA	Pct.	FT-FTA	Pct.	Off-Def.	Reb-Avg.	PF-DQ	Ast	TO	Blk	Stl	Pts-Avg
2006-07	23-7	229-10.0	28-40	.700	0-0	.000	9-37	.243	30-28	58-2.5	47-0	1	7	2	2	65-2.8
ACC	10-0	82-8.2	6-7	.857	0-0	.000	3-11	.273	7-7	14-1.4	18-0	1	2	1	1	15-1.5
2007-08	8-8	90-11.3	7-13	.538	0-0	.000	1-10	.100	16-9	25-3.1	17-0	2	6	2	1	15-1.9
ACC	0-0															
CAREER	31-15	319-10.3	35-53	.660	0-0	.000	10-47	.213	46-37	83-2.7	64-0	3	13	4	3	80-2.6
ACC	10-0	82-8.2	6-7	.857	0-0	.000	3-11	.273	7-7	14-1.4	18-0	1	2	1	1	15-1.5



SEAN SINGLETARY

#44

Senior • Guard • 6-0 • 185 • Philadelphia, Pa. • The William Penn Charter School

THIS SEASON:

- Co-captain for the 2007-08 season, joining Donald Hand as the only three-year captains in Virginia history
- First-team Collegehoops.net preseason All-American
- Third-team CBSsportsline.com preseason All-American
- CollegeInsider.com preseason All-American
- Top 50 preseason candidate for the John R. Wooden Award
- Preseason Watch List for the Naismith Trophy presented by AT&T
- Bob Cousy Award presented by The Hartford (nation's top point guard) preseason list
- One of 30 candidates for the Lowe's Senior CLASS Award
- Preseason All-ACC
- No. 4 on Luke Winn's Top 15 Seniors on SI.com
- Had 21 points (his 32nd career 20-point game), and eight assists vs. Longwood
- Had second career double-double with 14 points and career-high 10 assists vs. Northwestern
- Had 23 points, seven rebounds, and seven assists vs. Seton Hall
- Had 24 points, seven rebounds, and five assists vs. Drexel
- ACC Player of the Week (11/19) after leading Virginia to wins over Howard and Arizona, his fourth career ACC Player of the Week honor

2007-08 GAME-BY-GAME:

Opponent	GP-GS	FG-FGA	3FG-3FGA	FT-FTA	Off-Def	Total	A	TO	Blk	Stl	PF	Min	Pts
Vermont	1-1	4-9	1-2	10-12	1-4	5	6	6	0	4	2	31	19
Howard	2-2	9-16	3-6	2-2	3-1	4	8	5	0	1	2	30	23
at Arizona	3-3	6-19	1-6	11-11	0-4	4	8	5	0	1	4	36	24
Drexel	4-4	7-19	3-3	7-8	2-5	7	5	8	0	2	3	37	24
at Penn	5-5	4-12	1-3	7-7	1-1	2	4	5	0	1	2	28	16
vs. Seton Hall	6-6	7-20	2-9	7-7	1-6	7	7	5	0	0	4	37	23
Northwestern	7-7	5-9	3-6	1-1	0-2	2	10	2	0	2	1	27	14
Syracuse	8-8	3-14	2-7	2-8	0-5	5	9	3	0	2	2	35	10
Longwood	9-9	6-11	1-3	8-8	1-1	2	8	6	0	0	1	33	21
Hampton	10-10	2-6	2-4	6-7	3-1	4	4	7	0	1	3	32	12

SINGLE GAME BESTS

POINTS

Season: 24 at Arizona (11/17/07), vs. Drexel (11/20/07)
 Career: 37 vs. Gonzaga (1/3/07)
 ACC: 29 vs. Miami (1/24/06)

REBOUNDS

Season: 7 vs. Drexel (11/20/07), vs. Seton Hall (11/24/07)
 Career: 10 vs. North Carolina (3/10/06)
 ACC: 10 vs. North Carolina (3/10/06)

FG MADE

Season: 9 vs. Howard (11/14/07)
 Career: 11 vs. Gonzaga (12/17/05), Miami (1/24/06)
 ACC: 11 vs. Miami (1/24/06)

FG ATTEMPTS

Season: 20 vs. Seton Hall (11/24/07)
 Career: 23 at Georgia Tech (12/4/05)
 ACC: 23 at Georgia Tech (12/4/05)

3 PT FG MADE

Season: 3 on three occasions
 Career: 7 vs. Gonzaga (1/3/07)
 ACC: 5 at NC State (1/24/07)

3 PT FG ATTEMPTS

Season: 9 vs. Seton Hall (11/24/07)
 Career: 12 vs. Gonzaga (1/3/07), vs. Ga. Tech (2/24/07)
 ACC: 12 vs. Georgia Tech (2/24/07)

FT MADE

Season: 11 at Arizona (11/17/07)
 Career: 14 vs. Hampton (12/16/06)
 ACC: 12 vs. Maryland (1/16/07)

FT ATTEMPTS

Season: 12 vs. Vermont (11/11/07)
 Career: 16 vs. Hampton (12/16/06)
 ACC: 14 vs. Maryland (1/16/07)

ASSISTS

Season: 10 vs. Northwestern (11/27/07)
 Career: 10 vs. Northwestern (11/27/07)
 ACC: 9 vs. Maryland (2/19/05)

TURNOVERS

Season: 8 vs. Drexel (11/20/07)
 Career: 9 at Arizona (11/27/05), at Clemson (2/25/06)
 ACC: 9 at Clemson (2/25/06)

BLOCKS

Season: --
 Career: 2 vs. Auburn (12/3/04)
 ACC: 1 on three occasions

STEALS

Season: 4 vs. Vermont (11/11/07)
 Career: 6 vs. Arizona (11/21/04), at Gonzaga (12/17/05)
 ACC: 4 on three occasions

MINUTES

Season: 37 vs. Drexel (11/20/07), vs. Seton Hall (11/24/07)
 Career: 45 vs. Maryland (2/19/05)
 ACC: 45 vs. Maryland (2/19/05)

CAREER STATISTICS

Year	G-GS	Min-Avg.	FG-FGA	Pct.	3FG-3FGA	Pct.	FT-FTA	Pct.	Off-Def.	Reb-Avg.	PF-DQ	Ast	TO	Blk	Stl	Pts-Avg
2004-05	29-29	866-29.9	101-262	.385	34-106	.321	69-89	.775	24-64	88-3.0	92-4	113	70	2	48	305-10.5
ACC	16-16	489-30.6	55-143	.385	19-57	.333	39-50	.780	13-28	41-2.6	55-3	59	28	0	22	168-10.5
2005-06	29-29	982-33.9	168-420	.400	51-147	.347	125-148	.845	34-94	128-4.4	65-0	121	104	3	54	512-17.7
ACC	16-16	553-34.6	97-250	.388	25-84	.298	59-67	.881	16-48	64-4.0	39-0	66	59	3	22	278-17.4
2006-07	32-32	1064-33.2	170-425	.400	79-203	.389	190-218	.872	36-111	147-4.6	81-1	151	100	1	38	609-19.0
ACC	16-16	552-34.5	88-216	.407	41-105	.390	66-80	.825	20-59	79-4.9	42-1	68	54	0	20	283-17.7
2007-08	10-10	326-32.6	53-135	.393	19-49	.388	61-71	.859	12-30	42-4.2	24-0	69	52	0	14	186-18.6
ACC	0-0															
CAREER	100-100	3238-32.4	492-1242	.396	183-505	.362	445-526	.846	106-299	405-4.1	262-5	454	326	6	154	1612-16.1
ACC	48-48	1594-33.2	240-609	.394	85-246	.346	164-197	.832	49-135	184-3.8	136-4	193	141	3	64	729-15.2



TUNJI SOROYE

#21

Senior • Center • 6-11 • 252 • Dugbe Ibadan, Nigeria • Montrose Christian School

THIS SEASON:

- Had arthroscopic surgery on Nov. 8 to correct cartilage damage in his left knee and expected to be out 6-8 weeks.
- Had six points, four rebounds, and four blocks in the exhibition against Carson-Newman

SINGLE GAME BESTS

POINTS

Season: --
 Career: 12 vs. Fordham (12/7/05)
 ACC: 6 on three occasions

REBOUNDS

Season: --
 Career: 11 vs. Maryland (2/6/07)
 ACC: 11 vs. Maryland (2/6/07)

FG MADE

Season: --
 Career: 4 vs. Fordham (12/7/05), vs. Albany (3/16/07)
 ACC: 3 vs. Florida State (1/11/06)

FG ATTEMPTS

Season: --
 Career: 8 vs. Albany (3/16/07)
 ACC: 5 vs. Florida State (1/11/06)

3 PT FG MADE

Season: --
 Career: --
 ACC: --

3 PT FG ATTEMPTS

Season: --
 Career: --
 ACC: --

FT MADE

Season: --
 Career: 4 on three occasions
 ACC: 4 vs. Clemson (1/7/06)

FT ATTEMPTS

Season: --
 Career: 6 vs. Fordham (12/7/05)
 ACC: 5 vs. Florida State (2/17/07)

ASSISTS

Season: --
 Career: 1 on 13 occasions
 ACC: 1 on eight occasions

TURNOVERS

Season: --
 Career: 4 at Virginia Tech (1/15/06)
 ACC: 4 at Virginia Tech (1/15/06)

BLOCKS

Season: --
 Career: 5 vs. Duke (3/11/05)
 ACC: 4 on 3 occasions

STEALS

Season: --
 Career: 2 on three occasions
 ACC: 2 vs. UNC (1/19/06), at FSU (2/18/06)

MINUTES


Season: --
 Career: 33 vs. Clemson (1/7/06)
 ACC: 33 vs. Clemson (1/7/06)

2007-08 GAME-BY-GAME:

Opponent	GP-GS	FG-FGA	3FG-3FGA	FT-FTA	Off-Def	Total	A	TO	Blk	Stl	PF	Min	Pts
Vermont	DNP												
Howard	DNP												
at Arizona	DNP												
Drexel	DNP												
at Penn	DNP												
vs. Seton Hall	DNP												
Northwestern	DNP												
Syracuse	DNP												
Longwood	DNP												
Hampton	DNP												

CAREER STATISTICS

Year	G-GS	Min-Avg.	FG-FGA	Pct.	3FG-3FGA	Pct.	FT-FTA	Pct.	Off-Def.	Reb-Avg.	PF-DQ	Ast	TO	Blk	Stl	Pts-Avg
2004-05	21-2	120-5.7	4-10	.400	0-0	.000	4-7	.571	7-21	28-1.3	18-0	2	3	15	1	12-0.6
ACC	12-0	72-6.0	4-5	.800	0-0	.000	2-4	.500	4-12	16-1.3	14-0	2	2	8	1	10-0.8
2005-06	30-23	553-18.4	21-51	.412	0-0	.000	13-19	.684	36-70	106-3.5	88-7	4	38	37	10	55-1.8
ACC	16-16	290-18.1	9-26	.346	0-0	.000	6-9	.667	18-33	51-3.2	49-4	2	19	15	6	24-1.5
2006-07	28-11	391-14.0	18-35	.514	0-0	.000	24-39	.615	35-54	89-3.2	46-0	7	20	26	7	60-2.1
ACC	16-6	252-15.8	12-19	.632	0-0	.000	10-23	.435	27-30	57-3.6	29-0	4	10	14	2	34-2.1
2007-08	0-0															
ACC	0-0															
CAREER	79-36	1064-13.5	43-96	.448	0-0	.000	41-65	.631	78-145	223-2.8	152-7	13	61	78	18	127-1.6
ACC	44-22	614-14.0	25-50	.500	0-0	.000	18-36	.500	49-75	124-2.8	92-4	8	31	37	9	68-1.5



SOLOMON TAT

#45

Sophomore • Guard/Forward • 6-5 • 223 • Jos Plateau, Nigeria • Community Christian School

THIS SEASON:

- Did not play in the first 10 games of the season due to injury

SINGLE GAME BESTS

POINTS

Season: --
 Career: 8 at Virginia Tech (2/10/07)
 ACC: 8 at Virginia Tech (2/10/07)

REBOUNDS

Season: --
 Career: 6 at Virginia Tech (2/10/07)
 ACC: 6 at Virginia Tech (2/10/07)

FG MADE

Season: --
 Career: 3 at Virginia Tech (2/10/07)
 ACC: 3 at Virginia Tech (2/10/07)

FG ATTEMPTS

Season: --
 Career: 9 at Virginia Tech (2/10/07)
 ACC: 9 at Virginia Tech (2/10/07)

3 PT FG MADE

Season: --
 Career: --
 ACC: --

3 PT FG ATTEMPTS

Season: --
 Career: 1 on three occasions
 ACC: 1 at UNC (1/10/07)

FT MADE

Season: --
 Career: 2 on five occasions
 ACC: 2 at BC (1/13/07), at Va. Tech (2/10/07)

FT ATTEMPTS

Season: --
 Career: 5 vs. Longwood (2/13/07)
 ACC: 2 at BC (1/13/07), at Va. Tech (2/10/07)

ASSISTS

Season: --
 Career: 5 vs. Gonzaga (1/3/07)
 ACC: 2 at Clemson (1/28/07), at Wake (3/3/07)

TURNOVERS

Season: --
 Career: 2 vs. Stanford (1/7/07), vs. Md. (1/16/07)
 ACC: 1 vs. Maryland (1/16/07)

BLOCKS

Season: --
 Career: 1 vs. Longwood (2/13/07)
 ACC: --

STEALS

Season: --
 Career: 2 vs. Stanford (1/7/07), vs. Md. (1/16/07)
 ACC: 1 vs. Maryland (1/16/07)

MINUTES


Season: --
 Career: 23 at Virginia Tech (2/10/07)
 ACC: 23 at Virginia Tech (2/10/07)

2007-08 GAME-BY-GAME:

Opponent	GP-GS	FG-FGA	3FG-3FGA	FT-FTA	Off-Def	Total	A	TO	Blk	Stl	PF	Min	Pts
Vermont	DNP												
Howard	DNP												
at Arizona	DNP												
Drexel	DNP												
at Penn	DNP												
vs. Seton Hall	DNP												
Northwestern	DNP												
Syracuse	DNP												
Longwood	DNP												
Hampton	DNP												

CAREER STATISTICS

Year	G-GS	Min-Avg.	FG-FGA	Pct.	3FG-3FGA	Pct.	FT-FTA	Pct.	Off-Def.	Reb-Avg.	PF-DQ	Ast	TO	Blk	Stl	Pts-Avg
2006-07	20-0	165-8.3	14-40	.350	0-3	.000	12-19	.632	7-25	32-1.6	24-0	13	8	1	8	40-2.0
ACC	13-0	107-8.2	8-25	.320	0-1	.000	5-5	1.000	5-16	21-1.6	17-0	6	4	0	5	21-1.6
2007-08	0-0															
ACC	0-0															
CAREER	20-0	165-8.3	14-40	.350	0-3	.000	12-19	.632	7-25	32-1.6	24-0	13	8	1	8	40-2.0
ACC	13-0	107-8.2	8-25	.320	0-1	.000	5-5	1.000	5-16	21-1.6	17-0	6	4	0	5	21-1.6



JAMIL TUCKER

#12

Sophomore • Forward • 6-8 • 241 • Gary, Ind. • West Side H.S.

THIS SEASON:

- Named as one of "10 Sophomores to Watch" by *Sports Illustrated's* Seth Davis
- Had eight points, six rebounds, and tied a career-high with two blocks vs. Hampton
- Did not play vs. Syracuse due to illness
- Had a career-high two assists vs. Northwestern
- Scored eight points (3-4 FG) at Penn
- Had seven points and four rebounds vs. Drexel
- Tied his career-high with 12 points (on a career-high 5 FG) at Arizona
- Had five points and tied a career-high with two blocks vs. Vermont
- Had 16 points (6-8 FG) in the exhibition against Carson-Newman

2007-08 GAME-BY GAME:

Opponent	GP-GS	FG-FGA	3FG-3FGA	FT-FTA	Off-Def	Total	A	TO	Blk	Stl	PF	Min	Pts
Vermont	1-0	1-4	1-4	2-2	0-2	2	0	0	2	0	1	17	5
Howard	2-0	0-0	0-0	0-0	0-0	0	0	0	0	0	4	3	0
at Arizona	3-0	5-7	2-3	0-0	2-2	4	0	1	0	0	1	21	12
Drexel	4-0	3-4	1-1	0-0	0-4	4	0	2	0	0	1	19	7
at Penn	5-0	3-4	2-3	0-0	0-3	3	0	1	0	0	4	8	8
vs. Seton Hall	6-0	0-4	0-3	0-0	0-0	0	0	0	1	0	0	12	0
Northwestern	7-0	1-2	1-2	0-0	0-1	1	2	0	0	0	2	7	3
Syracuse	DNP												
Longwood	8-0	0-0	0-0	0-0	0-0	0	1	0	0	0	2	8	0
Hampton	9-0	1-3	1-2	5-5	0-6	6	1	2	2	0	4	19	8

SINGLE GAME BESTS

POINTS

Season: 12 at Arizona (11/17/07)
 Career: 12 on three occasions
 ACC: 12 vs. Maryland (1/16/07)

REBOUNDS

Season: 6 vs. Hampton (12/19/07)
 Career: 9 at Boston College (1/13/07)
 ACC: 9 at Boston College (1/13/07)

FG MADE

Season: 5 at Arizona (11/17/07)
 Career: 5 at Arizona (11/17/07)
 ACC: 3 on three occasions

FG ATTEMPTS

Season: 7 at Arizona (11/17/07)
 Career: 7 at Arizona (11/17/07)
 ACC: 6 vs. Maryland (1/16/07), at Miami (2/21/07)

3 PT FG MADE

Season: 2 at Arizona (11/17/07), at Penn (11/23/07)
 Career: 3 on three occasions
 ACC: 3 vs. Maryland (1/16/07), at Miami (2/21/07)

3 PT FG ATTEMPTS

Season: 4 vs. Vermont (11/11/07)
 Career: 5 on three occasions
 ACC: 5 at Miami (2/21/07)

FT MADE

Season: 5 vs. Hampton (12/19/07)
 Career: 5 vs. Hampton (12/19/07)
 ACC: 3 vs. Maryland (1/16/07)

FT ATTEMPTS

Season: 5 vs. Hampton (12/19/07)
 Career: 5 vs. Hampton (12/19/07)
 ACC: 4 at BC (1/13/07), vs. Md. (1/16/07)

ASSISTS

Season: 2 vs. Northwestern (11/27/07)
 Career: 2 vs. Northwestern (11/27/07)
 ACC: --

TURNOVERS

Season: 2 vs. Drexel (11/20/07), vs. Hampton (12/19/07)
 Career: 3 vs. Wake Forest (1/21/07)
 ACC: 3 vs. Wake Forest (1/21/07)

BLOCKS

Season: 2 vs. Vermont (11/11/07), vs. Hampton (12/19/07)
 Career: 2 on three occasions
 ACC: --

STEALS

Season: --
 Career: 1 on three occasions
 ACC: 1 at Miami (2/21/07)

MINUTES

Season: 21 at Arizona (11/17/07)
 Career: 23 at Boston College (1/13/07)
 ACC: 23 at Boston College (1/13/07)

CAREER STATISTICS

Year	G-GS	Min-Avg.	FG-FGA	Pct.	3FG-3FGA	Pct.	FT-FTA	Pct.	Off-Def.	Reb-Avg.	PF-DQ	Ast	TO	Blk	Stl	Pts-Avg
2006-07	29-0	291-10.0	32-73	.438	21-43	.488	15-27	.556	16-44	60-2.1	39-0	3	19	6	3	100-3.4
ACC	13-0	113-8.7	15-32	.469	11-19	.579	8-13	.615	7-20	27-2.1	20-0	0	9	0	1	49-3.8
2007-08	9-0	114-12.7	14-28	.500	8-18	.444	7-7	1.000	2-18	20-2.2	19-0	4	6	5	0	43-4.8
ACC	0-0															
CAREER	38-0	406-10.7	46-101	.455	29-61	.475	22-34	.647	18-62	80-2.1	58-0	7	25	11	3	143-3.8
ACC	13-0	113-8.7	15-32	.469	11-19	.579	8-13	.615	7-20	27-2.1	20-0	0	9	0	1	49-3.8

VIRGINIA TEAM AND INDIVIDUAL HIGHS FOR THE 2007-08 SEASON:

TEAM		INDIVIDUAL	
Points:	100 vs. Penn (100-85)	Points:	24 Sean Singletary (Arizona, Drexel)
FG Att:	75 vs. Howard (37-75)	FG Att:	20 Sean Singletary (7-20, Seton Hall)
FG Made:	37 vs. Howard (37-75)	FG Made:	9 Sean Singletary (9-16, Howard)
FG %:	54.7 vs. Vermont (29-53)	FG %: ⁽¹⁾	100.0 Calvin Baker (6-6, Northwestern)
3-FG Att:	32 vs. Northwestern (16-32), vs. Syracuse (11-32)	3-FG Att:	10 Adrian Joseph (3-10, Syracuse)
3-FG Made:	16 vs. Northwestern (16-32)	3-FG Made:	6 Mamadi Diane (6-9, Northwestern)
3-FG %:	57.1 vs. Arizona (12-21)	3-FG %: ⁽²⁾	100.0 Calvin Baker (4-4, Northwestern)
FT Att:	34 vs. Vermont (23-34)	FT Att:	12 Sean Singletary (10-12 Vermont)
FT Made:	23 vs. Vermont (23-34)	FT Made:	11 Sean Singletary (11-11, Arizona)
FT %:	87.5 vs. Northwestern (14-16)	FT %: ⁽¹⁾	100.0 Sean Singletary (11-11, Arizona)
Rebounds:	56 vs. Penn	Rebounds:	16 Adrian Joseph (Seton Hall)
Assists:	24 vs. Howard	Assists:	10 Sean Singletary (Northwestern)
Turnovers:	21 vs. Penn, Longwood, Hampton	Turnovers:	8 Sean Singletary (Drexel)
Blocks:	4 vs. Vermont, Penn, Seton Hall	Blocks:	3 Mamadi Diane (Arizona)
Steals:	12 vs. Seton Hall	Steals:	4 Sean Singletary (Vermont)
Fouls:	30 vs. Penn		

OPPONENT TEAM AND INDIVIDUAL HIGHS FOR THE 2007-08 SEASON:

TEAM		INDIVIDUAL	
Points:	85 by Penn (100-85)	Points:	25 Brian Laing (Seton Hall)
FG Att:	69 by Seton Hall (25-69)	FG Att:	20 Brian Laing (10-20, Seton Hall)
FG Made:	27 by Vermont (27-65)	FG Made:	10 Brian Laing (10-20, Seton Hall)
FG%:	48.1 by Arizona (26-54)	FG %: ⁽¹⁾	75.0 Remy Cofield (6-8, Penn)
3-FG Att:	29 by Northwestern (8-29)	3-FG Att:	11 Vincent Simpson (6-11, Hampton)
3-FG Made:	10 by Longwood (10-26)	3-FG Made:	6 Vincent Simpson (6-11, Hampton)
3-FG %:	47.1 by Arizona (8-17)	3-FG %: ⁽²⁾	57.1 Donte Greene (4-7, Syracuse), Kirk Williams (4-7, Longwood)
FT Att:	40 by Penn (27-40)	FT Att:	11 Frank Elegar (7-11, Drexel), Harrison Gaines (8-11, Penn), Eugene Harvey (7-11, Seton Hall)
FT Made:	27 by Penn (27-40)	FT Made:	8 Harrison Gaines (8-11, Penn)
FT %:	90.9 by Syracuse (10-11)	FT %: ⁽¹⁾	100.0 Jonny Flynn (6-6, Syracuse)
Rebounds:	43 by Seton Hall	Rebounds:	14 Paul Harris (Syracuse)
Assists:	20 by Arizona, Penn	Assists:	8 Harrison Gaines (Penn)
Turnovers:	19 by Howard	Turnovers:	8 Randy Hampton (Howard)
Blocks:	4 by Syracuse	Blocks:	3 Donte Greene (Syracuse)
Steals:	9 by Vermont	Steals:	4 Marqus Blakely (Vermont), Rashad West (Hampton)
Fouls:	23 by Vermont, Penn, Longwood		

VIRGINIA AND OPPONENT TEAM LOWS FOR THE 2007-08 SEASON:

VIRGINIA		OPPONENT	
Points:	60 vs. Seton Hall (74-60)	Points:	52 by Northwestern (94-52)
FG Att:	49 vs. Arizona (25-49)	FG Att:	50 by Drexel (21-50)
FG Made:	20 vs. Seton Hall (20-61)	FG Made:	17 by Longwood (17-60)
FG %:	32.8 vs. Seton Hall (20-61)	FG %:	28.3 by Longwood (17-60)
3-FG Att:	16 vs. Drexel (8-16)	3-FG Att:	17 by Vermont (4-17), Arizona (8-17)
3-FG Made:	7 vs. Seton Hall (7-28)	3-FG Made:	4 by Vermont (4-17)
3-FG %:	25.0 vs. Seton Hall (7-28)	3-FG %:	23.5 by Vermont (4-17)
FT Att:	11 vs. Syracuse (5-11)	FT Att:	6 by Howard (4-6)
FT Made:	5 vs. Syracuse (5-11)	FT Made:	4 by Howard (4-6), Northwestern (4-15)
FT %:	45.5 vs. Syracuse (5-11)	FT %:	26.7 by Northwestern (4-15)
Rebounds:	27 vs. Arizona	Rebounds:	23 by Howard
Assists:	11 vs. Drexel	Assists:	9 by Seton Hall
Turnovers:	12 vs. Howard	Turnovers:	6 by Seton Hall
Blocks:	1 vs. Drexel	Blocks:	0 by Northwestern
Steals:	0 vs. Seton Hall	Steals:	5 by Drexel
Fouls:	15 vs. Syracuse	Fouls:	13 by Howard

(1) - Min. 5 made; (2) Min. 3 made

The Cavaliers' Record in 2007-08 when UVa...

leads at halftime	8-1
trails at halftime	0-1
tied at halftime	0-0
goes into overtime.....	0-0
leads by 10 or more points	8-0
trails by 10 or more points	0-1
shoots 50% or better.....	3-0
shoots less than 50%.....	5-2
shoots less than 45%.....	3-2
shoots less than 40 %.....	1-1
opponent shoots 50% or better.....	0-0
opponent shoots less than 50%	8-2
opponent shoots less than 45%	6-2
opponent shoots less than 40%	3-1
has higher FG% than opponent.....	7-0
has lower FG% than opponent.....	1-2
has same FG% as opponent	0-0
outrounds its opponent	8-1
is outrebounded by opponent.....	0-1
has same rebounds as opponent	0-0
has more offensive rebounds than opponent.....	7-2
has fewer offensive rebounds than opponent	1-0
has same offensive rebounds as opponent.....	0-0
has fewer turnovers than opponent	3-1
has more turnovers than opponent	5-1
has same turnovers as opponent	0-0
has fewer than 10 turnovers.....	0-0
opponent has fewer than 10 turnovers	0-1
shoots more FTs than opponent.....	7-0
shoots fewer FTs than opponent.....	1-1
shoots the same FTs as opponent.....	0-1
has game decided by 10 points or less	1-1
has game decided by 5 points or less	1-1
scores <60 points	0-0
scores 60-69 points.....	0-2
scores 70-79 points.....	4-0
scores 80-89 points.....	0-0
scores 90+ points	4-0
allows <60 points	4-0
allows 60-69 points.....	1-0
allows 70-79 points.....	2-2
allows 80-89 points.....	1-0
allows 90+ points	0-0

Virginia in its 8 wins

UVa's field goal percentage	47.6 (230-483)
UVa's free throw percentage	73.9 (133-180)
UVa's 3-point field goal percentage.....	45.7 (85-186)
UVa's offensive rebounds/game	14.9 (119)
UVa's rebounds/game.....	44.4 (355)
UVa's rebound margin/game	+17.2 944.4-27.2)
UVa's assists/game	16.6 (133)
UVa's turnovers/game.....	17.5 (140)
UVa's points/game	84.8 (678)
Opponent's field goal percentage	39.8 (181-455)
Opponent's points/game	64.3 (514)
Opponent's turnovers/game.....	15.5 (124)
Opponent's free throw attempts/game.....	18.4 (147)

Virginia in its 2 losses

UVa's field goal percentage	36.8 (46-125)
UVa's free throw percentage	62.1 (18-29)
UVa's 3-point field goal percentage.....	30.0 (18-60)
UVa's offensive rebounds/game	16.5 (33)
UVa's rebounds/game.....	43.0 (86)
UVa's rebound margin/game	+2.0 (43.0-41.0)
UVa's assists/game	12.5 (25)
UVa's turnovers/game.....	14.5 (29)
UVa's points/game	64.0 (128)
Opponent's field goal percentage	39.8 (51-128)
Opponent's points/game	72.0 (144)
Opponent's turnovers/game.....	10.5 (21)
Opponent's free throw attempts/game.....	18.0 (36)

Virginia Season Schedule/Results & Leaders (as of Dec 19, 2007)

All games

RECORD:	OVERALL	HOME	AWAY	NEUTRAL
ALL GAMES.....	(8-2)	(6-1)	(2-0)	(0-1)
CONFERENCE.....	(0-0)	(0-0)	(0-0)	(0-0)
NON-CONFERENCE.....	(8-2)	(6-1)	(2-0)	(0-1)

DATE	TIME	OPPONENT		SCORE	ATTEND	HIGH POINTS	HIGH REBOUNDS
11/11/07	2 p.m.	VERMONT	W	90-72	11893	(19)Adrian Joseph (19)Sean Singletary	(8)Mamadi Diane
11/14/07	7 p.m.	HOWARD	W	92-53	11162	(23)Sean Singletary	(8)Calvin Baker
11/17/07	8:30 p.m. MT	at Arizona	W	75-72	14602	(24)Sean Singletary	(6)Laurynas Mikalauskas
11/20/07	8 p.m.	DREXEL	W	72-58	10975	(24)Sean Singletary	(11)Adrian Joseph
11/23/07	9:30	at Penn	W	100-85		(23)Adrian Joseph	(13)Mike Scott
11/24/07	9:40 p.m.	vs Seton Hall	L	60-74	3871	(23)Sean Singletary	(16)Adrian Joseph
11/27/07	7 p.m.	NORTHWESTERN	W	94-52	12609	(22)Mamadi Diane	(7)Mamadi Diane
12/05/07	7:30 p.m.	SYRACUSE	L	68-70	13603	(19)Adrian Joseph	(13)Adrian Joseph
12/07/07	7 p.m.	LONGWOOD	W	76-57	11366	(21)Sean Singletary	(11)Mike Scott
12/19/07	7 p.m.	HAMPTON	W	79-65	10516	(19)Adrian Joseph	(9)Jerome Meyinsse

* - Conference game

ATTENDANCE SUMMARY	GAMES	TOTALS	AVG/GAME
HOME.....	7	82124	11732
AWAY.....	2	14602	7301
NEUTRAL.....	1	3871	3871
TOTAL.....	10	100597	10060

Virginia Season Box Score (as of Dec 19, 2007)

All games

RECORD:	OVERALL	HOME	AWAY	NEUTRAL
ALL GAMES.....	(8-2)	(6-1)	(2-0)	(0-1)
CONFERENCE.....	(0-0)	(0-0)	(0-0)	(0-0)
NON-CONFERENCE.....	(8-2)	(6-1)	(2-0)	(0-1)

## Player	GP-GS	Min--Avg	---TOTAL---		---3-PTS---		FT-FTA	Pct	----REBOUNDS----				PF	FO	A	TO	Blk	Stl	Pts	Avg
			FG-FGA	Pct	3FG-FGA	Pct			Off	Def	Tot	Avg								
44 Sean Singletary....	10-10	326 32.6	53-135	.393	19-49	.388	61-71	.859	12	30	42	4.2	24	0	69	52	0	14	186	18.6
30 Adrian Joseph.....	10-10	272 27.2	45-102	.441	26-60	.433	11-15	.733	22	61	83	8.3	16	0	11	21	5	9	127	12.7
24 Mamadi Diane.....	10-10	269 26.9	38-77	.494	23-44	.523	13-18	.722	11	28	39	3.9	22	0	13	17	9	4	112	11.2
04 Calvin Baker.....	10-0	223 22.3	36-69	.522	18-37	.486	4-9	.444	3	21	24	2.4	19	0	22	16	0	5	94	9.4
32 Mike Scott.....	9-1	135 15.0	19-34	.559	1-2	.500	22-26	.846	23	33	56	6.2	14	0	3	1	1	8	61	6.8
01 Jeff Jones.....	10-10	166 16.6	21-56	.375	5-18	.278	12-18	.667	6	19	25	2.5	18	0	9	17	3	5	59	5.9
11 Laurynas Mikalauska	9-1	141 15.7	16-25	.640	0-0	.000	13-22	.591	11	15	26	2.9	19	0	3	1	1	2	45	5.0
12 Jamil Tucker.....	9-0	114 12.7	14-28	.500	8-18	.444	7-7	1.000	2	18	20	2.2	19	0	4	6	5	0	43	4.8
43 Will Harris.....	9-0	84 9.3	8-22	.364	1-3	.333	6-8	.750	12	15	27	3.0	6	0	2	9	0	3	23	2.6
55 Jerome Meyinsse....	7-0	55 7.9	8-11	.727	0-0	.000	1-3	.333	8	10	18	2.6	8	0	1	6	0	1	17	2.4
34 Ryan Pettinella....	8-8	90 11.3	7-13	.538	0-0	.000	1-10	.100	16	9	25	3.1	17	0	2	6	2	1	15	1.9
22 Will Sherrill.....	4-0	6 1.5	3-3	1.000	1-1	1.000	0-0	.000	0	0	0	0.0	0	0	0	0	0	1	7	1.8
02 Mustapha Farrakhan.	8-0	44 5.5	4-17	.235	0-6	.000	0-0	.000	1	6	7	0.9	3	0	2	4	0	1	8	1.0
13 Sammy Zeglinski....	8-0	62 7.8	3-12	.250	1-7	.143	0-2	.000	3	6	9	1.1	8	0	15	9	1	3	7	0.9
31 Andy Burns.....	5-0	13 2.6	1-4	.250	0-1	.000	0-0	.000	2	1	3	0.6	3	0	2	2	0	0	2	0.4
TEAM.....									20	17	37	3.7	0			2				
Total.....	10	2000	276-608	.454	103-246	.419	151-209	.722	152	289	441	44.1	196	0	158	169	27	57	806	80.6
Opponents.....	10	2000	232-583	.398	70-213	.329	124-183	.678	92	208	300	30.0	184	-	133	145	23	70	658	65.8

SCORE BY PERIODS:	1st	2nd	Total
Virginia.....	394	412	- 806
Opponents.....	301	357	- 658

DEADBALL REBOUNDS:	OFF	DEF	TOTAL
Virginia.....	24	6	30
Opponents.....	23	6	29

Virginia Game-by-Game Points-Rebounds-Assists (as of Dec 19, 2007)

All games

Opponent	Date	Score	01	02	04	11	12	13	22	24	30
			WL JONES,JEF	FARRAKHAN BAKER,CAL	MIKALOUSK	TUCKER,JA	Z EGLINSKI	SHERRILL, DIANE,MAM	JOSEPH,AD		
VERMONT	11/11/07	90-72	W	8- 6- 1	0- 0- 0	11- 1- 0	8- 4- 0	5- 2- 0	0- 1- 1	DNP	10- 8- 1 19- 6- 3
HOWARD	11/14/07	92-53	W	10- 3- 2	4- 2- 1	11- 8- 5	5- 1- 0	0- 0- 0	2- 1- 5	2- 0- 0	14- 2- 1 5- 5- 1
at Arizona	11/17/07	75-72	W	15- 1- 0	0- 0- 0	5- 0- 4	6- 6- 0	12- 4- 0	DNP	DNP	9- 1- 1 4- 3- 1
DREXEL	11/20/07	72-58	W	2- 2- 0	0- 2- 0	11- 1- 1	1- 1- 1	7- 4- 0	0- 1- 3	DNP	11- 2- 0 11-11- 1
at Penn	11/23/07	100-85	W	2- 0- 1	0- 2- 0	6- 1- 5	8- 2- 1	8- 3- 0	0- 2- 2	2- 0- 0	13- 4- 1 23-11- 0
vs Seton Hall	11/24/07	60-74	L	4- 2- 0	DNP	9- 3- 1	3- 3- 1	0- 0- 0	0- 1- 0	DNP	12- 8- 2 6-16- 1
NORTHWESTERN	11/27/07	94-52	W	8- 5- 2	2- 1- 0	16- 2- 1	7- 6- 0	3- 1- 2	2- 2- 2	0- 0- 0	22- 7- 3 8- 5- 0
SYRACUSE	12/05/07	68-70	L	4- 1- 1	DNP	8- 1- 1	3- 1- 0	DNP	3- 1- 0	DNP	10- 2- 0 19-13- 2
LONGWOOD	12/07/07	76-57	W	0- 3- 0	0- 0- 0	11- 3- 2	4- 2- 0	0- 0- 1	0- 0- 2	3- 0- 0	11- 4- 1 13-10- 1
HAMPTON	12/19/07	79-65	W	6- 2- 2	2- 0- 1	6- 4- 2	DNP	8- 6- 1	DNP	DNP	0- 1- 3 19- 3- 1

Opponent	Date	Score	31	32	34	43	44	55
			WL BURNS,AND	SCOTT,MIK	PETTINELL	HARRIS,WI	SINGLESTAR	MEYINSSE,
VERMONT	11/11/07	90-72	W	0- 2- 0	2- 1- 0	4- 5- 2	0- 0- 0	19- 5- 6 4- 2- 0
HOWARD	11/14/07	92-53	W	0- 0- 0	7- 6- 1	5- 5- 0	2- 6- 0	23- 4- 8 2- 1- 0
at Arizona	11/17/07	75-72	W	DNP	DNP	0- 4- 0	0- 0- 0	24- 4- 8 DNP
DREXEL	11/20/07	72-58	W	DNP	5- 5- 0	0- 4- 0	DNP	24- 7- 5 0- 1- 0
at Penn	11/23/07	100-85	W	0- 1- 1	10-13- 1	6- 2- 0	6- 3- 1	16- 2- 4 0- 1- 0
vs Seton Hall	11/24/07	60-74	L	DNP	1- 4- 0	0- 2- 0	2- 1- 0	23- 7- 7 DNP
NORTHWESTERN	11/27/07	94-52	W	2- 0- 0	8- 4- 0	0- 2- 0	0- 4- 0	14- 2-10 2- 1- 0
SYRACUSE	12/05/07	68-70	L	DNP	4- 6- 0	0- 1- 0	7- 2- 0	10- 5- 9 DNP
LONGWOOD	12/07/07	76-57	W	0- 0- 1	9-11- 1	DNP	4- 8- 0	21- 2- 8 0- 3- 0
HAMPTON	12/19/07	79-65	W	DNP	15- 6- 0	DNP	2- 3- 1	12- 4- 4 9- 9- 1

Virginia Team Game-by-Game Comparison (as of Dec 19, 2007)

All games

Opponent	1st	2nd	Score	Mar	Total FG	FG Pct	3-Pointers	3FG Pct	Free Throws	FT Pct	Rebounds	Assist	TOver	Block	Steal	Fouls
-----	--/--	--/--	---/---	---	-----/-----	-----/-----	-----/-----	-----/-----	-----/-----	-----/-----	-----/-----	---/---	--/--	--/---	--/--	--/---
VERMONT.....	46/32	44/40	90-72	+18	29-53/27-65	.547/.415	9-19/ 4-17	.474/.235	23-34/14-17	.676/.824	46/25 +21	14/11	18/10	4/3	5/9	19/23
HOWARD.....	41/26	51/27	92-53	+39	37-75/21-51	.493/.412	12-29/ 7-21	.414/.333	6-13/ 4-6	.462/.667	48/23 +25	24/16	12/19	2/1	10/6	16/13
Arizona.....	42/31	33/41	75-72	+3	25-49/26-54	.510/.481	12-21/ 8-17	.571/.471	13-15/12-14	.867/.857	27/26 +1	14/20	18/17	3/3	4/7	20/16
DREXEL.....	31/25	41/33	72-58	+14	23-60/21-50	.383/.420	8-16/ 6-18	.500/.333	18-22/10-15	.818/.667	44/27 +17	11/10	16/17	1/2	5/5	16/17
Penn.....	50/35	50/50	100-85	+15	34-72/26-56	.472/.464	10-24/ 6-21	.417/.286	22-30/27-40	.733/.675	56/26 +30	17/20	21/16	4/3	12/6	30/23
Seton Hall.....	29/40	31/34	60-74	(14)	20-61/25-69	.328/.362	7-28/ 7-23	.250/.304	13-18/17-25	.722/.680	50/43 +7	12/9	16/6	4/3	0/8	21/16
NORTHWESTERN.....	54/29	40/23	94-52	+42	32-62/20-56	.516/.357	16-32/ 8-29	.500/.276	14-16/ 4-15	.875/.267	43/28 +15	20/11	13/16	3/0	8/6	18/17
SYRACUSE.....	36/29	32/41	68-70	(2)	26-64/26-59	.406/.441	11-32/ 8-21	.344/.381	5-11/10-11	.455/.909	36/39 (3)	13/14	13/15	2/4	6/8	15/15
LONGWOOD.....	29/22	47/35	76-57	+19	25-56/17-60	.446/.283	9-23/10-26	.391/.385	17-25/13-18	.680/.722	49/31 +18	17/11	21/17	2/1	4/7	18/23
HAMPTON.....	36/32	43/33	79-65	+14	25-56/23-63	.446/.365	9-22/ 6-20	.409/.300	20-25/13-22	.800/.591	42/32 +10	16/11	21/12	2/3	3/8	23/21

Note: Game totals are displayed in the format TEAM/OPPONENT for each category

Virginia Game-by-Game Highs (as of Dec 19, 2007)

All games

Opponent	Date	Score	WL	POINTS	REBOUNDS	ASSISTS	STEALS	BLOCKED SHOTS
VERMONT	11/11/07	90-72	W	19-Sean Singleta Adrian Joseph	8-Mamadi Diane	6-Sean Singleta	4-Sean Singleta	2-Jamil Tucker
HOWARD	11/14/07	92-53	W	23-Sean Singleta	8-Calvin Baker	8-Sean Singleta	3-Jeff Jones	1-Jeff Jones Ryan Pettinel
at Arizona	11/17/07	75-72	W	24-Sean Singleta	6-Laurynas Mika	8-Sean Singleta	1-Adrian Joseph Laurynas Mika Ryan Pettinel Sean Singleta	3-Mamadi Diane
DREXEL	11/20/07	72-58	W	24-Sean Singleta	11-Adrian Joseph	5-Sean Singleta	2-Sean Singleta	1-Jeff Jones
at Penn	11/23/07	100-85	W	23-Adrian Joseph	13-Mike Scott	5-Calvin Baker	3-Sammy Zeglins Mike Scott	1-Laurynas Mika Adrian Joseph Mamadi Diane Ryan Pettinel
vs Seton Hall	11/24/07	60-74	L	23-Sean Singleta	16-Adrian Joseph	7-Sean Singleta	None	2-Mamadi Diane
NORTHWESTERN	11/27/07	94-52	W	22-Mamadi Diane	7-Mamadi Diane	10-Sean Singleta	3-Adrian Joseph	1-Sammy Zeglins Adrian Joseph Mamadi Diane
SYRACUSE	12/05/07	68-70	L	19-Adrian Joseph	13-Adrian Joseph	9-Sean Singleta	2-Calvin Baker Sean Singleta	1-Mike Scott Mamadi Diane
LONGWOOD	12/07/07	76-57	W	21-Sean Singleta	11-Mike Scott	8-Sean Singleta	1-Mike Scott Jeff Jones Will Harris Calvin Baker	1-Mamadi Diane Adrian Joseph
HAMPTON	12/19/07	79-65	W	19-Adrian Joseph	9-Jerome Meyins	4-Sean Singleta	2-Adrian Joseph	2-Jamil Tucker

Virginia Team Game-by-Game (as of Dec 19, 2007)
All games

TEAM STATISTICS

Opponent	Date	Score	W/L	---TOTAL---			--3-PTRS--			----REBOUNDS----							Pts---Avg			
				FG-FGA	Pct	3FG-FGA	Pct	FT-FTA	Pct	Off	Def	Tot	Avg	PF	A	TO	Blk	Stl	Pts	Avg
VERMONT	11/11/07	90-72	W	29-53	.547	9-19	.474	23-34	.676	12	34	46	46.0	19	14	18	4	5	90	90.0
HOWARD	11/14/07	92-53	W	37-75	.493	12-29	.414	6-13	.462	21	27	48	47.0	16	24	12	2	10	92	91.0
at Arizona	11/17/07	75-72	W	25-49	.510	12-21	.571	13-15	.867	7	20	27	40.3	20	14	18	3	4	75	85.7
DREXEL	11/20/07	72-58	W	23-60	.383	8-16	.500	18-22	.818	17	27	44	41.2	16	11	16	1	5	72	82.2
at Penn	11/23/07	100-85	W	34-72	.472	10-24	.417	22-30	.733	25	31	56	44.2	30	17	21	4	12	100	85.8
vs Seton Hall	11/24/07	60-74	L	20-61	.328	7-28	.250	13-18	.722	20	30	50	45.2	21	12	16	4	0	60	81.5
NORTHWESTERN	11/27/07	94-52	W	32-62	.516	16-32	.500	14-16	.875	10	33	43	44.9	18	20	13	3	8	94	83.3
SYRACUSE	12/05/07	68-70	L	26-64	.406	11-32	.344	5-11	.455	13	23	36	43.8	15	13	13	2	6	68	81.4
LONGWOOD	12/07/07	76-57	W	25-56	.446	9-23	.391	17-25	.680	13	36	49	44.3	18	17	21	2	4	76	80.8
HAMPTON	12/19/07	79-65	W	25-56	.446	9-22	.409	20-25	.800	14	28	42	44.1	23	16	21	2	3	79	80.6
Virginia		806		276-608	.454	103-246	.419	151-209	.722	152	289	441	44.1	196	158	169	27	57	806	80.6
Opponents		658		232-583	.398	70-213	.329	124-183	.678	92	208	300	30.0	184	133	145	23	70	658	65.8

Games played: 10
Points/game: 80.6
FG Pct: 45.4
3FG Pct: 41.9
FT Pct: 72.2

Rebounds/game: 44.1
Assists/game: 15.8
Turnovers/game: 16.9
Assist/turnover ratio: 0.9
Steals/game: 5.7
Blocks/game: 2.7

Virginia Overall Team Statistics (as of Dec 19, 2007)
All games

TEAM STATISTICS	VA	OPP		

SCORING.....	806	658		
Points per game.....	80.6	65.8		
Scoring margin.....	+14.8	-		
FIELD GOALS-ATT.....	276-608	232-583		
Field goal pct.....	.454	.398		
3 POINT FG-ATT.....	103-246	70-213		
3-point FG pct.....	.419	.329		
3-pt FG made per game..	10.3	7.0		
FREE THROWS-ATT.....	151-209	124-183		
Free throw pct.....	.722	.678		
REBOUNDS.....	441	300		
Rebounds per game.....	44.1	30.0		
Rebounding margin.....	+14.1	-		
ASSISTS.....	158	133		
Assists per game.....	15.8	13.3		
TURNOVERS.....	169	145		
Turnovers per game.....	16.9	14.5		
Turnover margin.....	-2.4	-		
Assist/turnover ratio..	0.9	0.9		
STEALS.....	57	70		
Steals per game.....	5.7	7.0		
BLOCKS.....	27	23		
Blocks per game.....	2.7	2.3		
WINNING STREAK.....	2	-		
Home win streak.....	2	-		
ATTENDANCE.....	82124	18473		
Home games-Avg/Game....	7-11732	2-7301		
Neutral site-Avg/Game..	-	1-3871		
SCORE BY PERIODS:	1st	2nd	Total	

Virginia.....	394	412	-	806
Opponents.....	301	357	-	658