


VIRGINIA

2007-08 Men's Basketball



VIRGINIA vs. #6/5 DUKE

JOHN PAUL JONES ARENA • Charlottesville, Va.
March 5, 2008



TV: ESPN (HD)

• Mike Patrick (play-by-play), Len Elmore (analysis), Stacey Dales (sideline)

Radio: Virginia Sports Network (originating at the Charlottesville Radio Group and WINA-AM/WWWV-FM and available online through V-Pass at www.VirginiaSports.com)

• Mac McDonald (play-by-play), Jim Hobgood (analysis)

TONIGHT'S GAME:

- The Cavaliers host Duke in their next to last game of the regular season
- Virginia is playing its third game in five days

ABOUT THE CAVALIERS (14-13, 4-10 ACC):

- The Cavaliers are 14-13 after a 76-74 win at Georgia Tech on Monday
- Of Virginia's 10 conference losses, three have been in overtime, one by one point in regulation, and two by two points in regulation

ABOUT THE BLUE DEVILS (25-3, 12-2 ACC):

- Duke is 25-3 after an 87-86 win at NC State on Saturday
- The Blue Devils are tied for the ACC lead at 12-2 with North Carolina

SERIES VS. DUKE:

- Duke holds a 108-48 advantage in the series (Duke leads 34-33 in Charlottesville)
- Duke won the first meeting between the teams this season, 87-65 at Cameron Indoor Stadium on Jan. 13
- UVa won last season's game at JPJA, 68-66 in overtime, as Sean Singletary hit the game-winning shot with 1.0 second to play

LAST TIME OUT:

- Virginia topped Georgia Tech 76-74 Monday night in Atlanta
- Calvin Baker scored five points in the final 30 seconds, including the game-winning 3-pointer with 4.2 to play
- Sean Singletary led Virginia with 17 points and six assists

SCHEDULE/RESULTS

| | | |
|------------|--|---------------------|
| N4 | CARSON-NEWMAN (EX) | W 124-65 |
| N11 | VERMONT [ACC Select] | W 90-72 |
| N14 | HOWARD [ACC Select] | W 92-53 |
| N17 | at #17 Arizona [FSN] | W 75-72 |
| N20 | DREXEL [CN8] | W 72-58 |
| N23 | at Penn % | [CN8] W 100-85 |
| N24 | vs. Seton Hall % | [CN8] L 60-74 |
| N27 | NORTHWESTERN ^ [ESPNU] | W 94-52 |
| D5 | SYRACUSE [ESPN2] | L 68-70 |
| D7 | LONGWOOD [ACC Select] | W 76-57 |
| D19 | HAMPTON [ACC Select] | W 79-65 |
| D22 | ELON [CSN] | W 91-61 |
| D30 | HARTFORD [ACC Select] | W 78-70 |
| J3 | at Xavier [CSTV] | L 70-108 |
| J13 | at #9 Duke * [FSN] | L 65-87 |
| J16 | VIRGINIA TECH * [ESPNU] | L 69-70 (ot) |
| J19 | BOSTON COLLEGE * [Raycom^(split)] | W 84-66 |
| J23 | at Florida State * [ACC Select] | L 67-69 |
| J27 | GEORGIA TECH * [FSN] | L 82-92 (ot) |
| J30 | at Maryland * [ESPN] | L 75-85 |
| F2 | at Virginia Tech * [Raycom] | L 65-72 (ot) |
| F7 | CLEMSON * [ESPN2] | L 51-82 |
| F9 | at Wake Forest * [ABC] | L 64-80 |
| F12 | #5 N. CAROLINA * [ESPN2/Raycom] | L 74-75 |
| F17 | at Boston College * [Raycom ^(split)] | W 79-74 |
| F21 | at Georgia Tech * [RSN] | ppd. |
| F24 | NC STATE * [FSN] | W 78-60 |
| M1 | at Miami * [Raycom ^(split)] | L 93-95 |
| M3 | at Georgia Tech * [RSN] | W 76-74 |
| M5 | #6 DUKE * [ESPN] | 7 p.m. |
| M9 | MARYLAND * [FSN] | 7:30 p.m. |
| M13-16 | at ACC Tournament (Charlotte, N.C.) | |

* ACC Game
^ Big Ten/ACC Challenge
% Philly Hoop Group Classic (The Palestra, Philadelphia)

All Times Eastern

Rankings are Associated Press at time of the game

TV Abbreviations

CN8 Channel available on select Comcast cable systems
CSN Comcast SportsNet - Mid Atlantic
FSN Fox Sports Net
RSN Regional Sports Networks

PROBABLE STARTERS/RESERVES

| No. | Pos. | Yr. | Player | PPG | RPG | APG | Notable |
|-----|------|-----|----------------------|------|-----|-----|--|
| 1 | G | Fr. | Jeff Jones | 4.1 | 1.7 | 0.6 | 15 pts (5-7 3FG) at Arizona |
| 30 | F | Sr. | Adrian Joseph | 10.6 | 6.4 | 1.0 | Five double-doubles this season |
| 32 | F | Fr. | Mike Scott | 6.0 | 5.7 | 0.3 | Double-double (11 pts, 12 rebs) at BC (2/17) |
| 34 | F/C | Sr. | Ryan Pettinella | 2.5 | 2.9 | 0.2 | Double-double (12 pts, 11 rebs) at Wake |
| 44 | G | Sr. | Sean Singletary | 19.7 | 3.9 | 5.8 | Career-high 41 points at Miami |
| 24 | G/F | Jr. | Mamadi Diane | 11.4 | 4.4 | 1.1 | Scored 20 points off bench at Boston College |
| 4 | G | Sr. | Calvin Baker | 9.2 | 2.7 | 2.4 | GW 3-pointer at Georgia Tech with 4.2 seconds |
| 11 | F | Jr. | Laurynas Mikalauskas | 6.8 | 3.8 | 0.4 | Averaging 10.0 pts and 5.4 rebs since return from inj. |
| 12 | F | So. | Jamil Tucker | 4.8 | 2.8 | 0.6 | Career-high 14 points at Miami |
| 45 | G/F | So. | Solomon Tat | 2.9 | 1.3 | 0.5 | Career-high 12 points (3-4 FG) at Xavier |
| 43 | F/G | So. | Will Harris | 2.7 | 2.5 | 0.2 | 8 rebounds vs. Longwood tied career-high |
| 55 | F/C | So. | Jerome Meyinsse | 2.1 | 2.0 | 0.1 | Career high 12 pts (5-5 FG) vs. Elon |
| 2 | G | Fr. | Mustapha Farrakhan | 1.0 | 0.9 | 0.2 | Scored 4 points vs. Howard |
| 21 | C | Sr. | Tunji Soroye | 0.5 | 1.5 | 0.0 | Has missed all but two games due to injuries |
| 22 | F | Fr. | Will Sherrill | 1.0 | 0.4 | 0.1 | Scored career-high 3 pts. vs. Longwood |
| 31 | F | So. | Andy Burns | 0.4 | 0.5 | 0.3 | Had 2 rebounds against Vermont |
| 13 | G | Fr. | Sammy Zeglinski | 0.9 | 1.1 | 1.9 | Out for season with ankle injury |

MEDIA INFORMATION**Men's Basketball Contact Information**

Virginia Athletics Media Relations
154 John Paul Jones Arena
PO Box 400853
Charlottesville, VA 22904

Office: (434) 982-5500
Fax: (434) 982-5525

Rich Murray

Associate AD for Public Relations
(Primary Men's Basketball Contact)

Office: (434) 982-5530
Home: (434) 978-2966
Email: rmurray@virginia.edu

Steve Kirkland

Assistant Media Relations Director
(Secondary Men's Basketball Contact)

Office: (434) 982-5535
Cell: (434) 825-5241
Email: skirkland@virginia.edu

OVERTIME WOES:

- The Cavaliers are 0-3 this season in overtime games
- It marks just the second time in school history UVa has lost three OT games in a season (0-3 in 86-87)

SINGLETARY NAMED FINALIST FOR PAIR OF AWARDS:

- Sean Singletary is one of 16 finalists for the Bob Cousy Award, given to the nation's top collegiate point guard
- Singletary is one of 10 finalists for the Lowe's Senior CLASS Award

SINGLETARY NAMED TO PAIR OF MIDSEASON LISTS:

- Sean Singletary was one of 30 players named to the midseason list for the John R. Wooden Award
- He was also one of 30 players named to the midseason list for the Naismith Trophy, presented by AT&T
- Both awards are given annually to the top collegiate basketball player

SINGLETARY IN SELECT COMPANY IN ACC HISTORY:

- Against Georgia Tech on Jan. 27, Sean Singletary recorded the 500th assist of his career
- By reaching the mark, he became just the fifth player in ACC history to have 1,500 points, 500 assists, and 400 rebounds in a career
- He joins Johnny Dawkins and Danny Ferry of Duke and Brian Oliver and Tony Akins of Georgia Tech as the only ACC players to reach all three milestones

SINGLETARY CRACKS ACC TOP 50:

- Against Miami, Sean Singletary moved into 50th place on the ACC's all-time scoring list
- He enters tonight's game in 49th place in ACC history with 1,957 career points
- He enters tonight's game 43 points away from becoming the 38th player in ACC history, and fifth Cavalier, to score 2,000 career points

SINGLETARY CLIMBS CAREER CHARTS:

- Sean Singletary ranks sixth on Virginia's career scoring chart with 1,957 points and he enters tonight's game 13 points away from fifth place (Junior Burrough: 1,970)
- Singletary ranks third in school history with 541 career assists and enters tonight's game 57 assists shy of second place (Jeff Jones: 598)
- Singletary is second in school history with 191 career steals and enters tonight's game 31 steals shy of the school record (Othell Wilson: 222)

SINGLETARY CONTRIBUTES IN DIFFERENT WAYS:

- Sean Singletary is the only player in Division I this season to have a 40-point scoring game, a 10-rebound game and a 10-assist game
- He is the only player in Virginia history to accomplish all three marks in the same season
- Singletary and Donald Hand are the only Cavaliers in history to accomplish all three marks in a career (Hand had his 10-rebound game and 10-assist game in different seasons)

DOUBLE FIGURE STREAK FOR SINGLETARY:

- Sean Singletary enters tonight's game having scored in double figures in his last 49 games
- It is the longest active streak in the ACC

DOUBLE-DOUBLES FOR SINGLETARY:

- Sean Singletary has had a double-double in two ACC games this season
- He followed his 34 point-10 rebound effort vs. Virginia Tech (1/16) with 19 points and 10 assists vs. Boston College (1/19)
- Singletary is the only player in the ACC to have both a points-rebounds and a points-assists double-double this season
- Of his four career double-doubles, two have been points-rebounds and two have been points-assists

SINGLETARY SCORES CAREER HIGH AT MIAMI:

- Sean Singletary scored a career-high 41 points at Miami
- The 41 points were the most scored in a game by a Cavalier since Donald Hand had 41 vs. NC State in 1999
- Singletary tied his career high with 12 field goals
- It is the second highest scoring game in the ACC this season (Tyrese Rice scored 46 points vs. UNC the same day)

CAREER HIGHS AT MIAMI:

- Sean Singletary's 41 points was not the only career high set at Miami
- Laurynas Mikalauskas set career highs with 16 points and 13 rebounds
- Jamil Tucker scored a career-high 14 points

SINGLETARY A THIEF AGAINST NC STATE:

- Sean Singletary set a career high and tied the UVa single-game record with seven steals vs. NC State (2/24)
- His seven steals are the most in a game by an ACC player this season

SINGLETARY LEADS VIRGINIA PAST BOSTON COLLEGE:

- Sean Singletary had his third double-double of the season with 19 points and 10 assists vs. BC on Jan. 19
- The 10 assists tied his career high

SINGLETARY SHINES AGAINST VIRGINIA TECH:

- Sean Singletary had a double-double with 34 points and 10 rebounds vs. Virginia Tech on Jan. 16
- He scored 49.3 percent (34 of 69) of Virginia's points in the game, the highest percentage for a Cavalier since Singletary scored 35 of 69 UVa points (50.7 percent) at Gonzaga on Dec. 17, 2005
- It marked the fourth 30-point game of his career
- His 12 made field goals set a career high (since tied)
- His 10 rebounds tied a career high

CAVALIERS RECORD HISTORIC BIG TEN/ACC CHALLENGE WIN:

- Virginia's 94-52 win over Northwestern helped the ACC win its ninth consecutive Big Ten/ACC Challenge, 8-3
- The Cavaliers' 42-point victory over the Wildcats is the biggest margin of victory in the history of the event
- In the game, the Cavaliers made 16 three-point field goals

JOSEPH HAS CAREER REBOUNDING HIGH AGAINST SETON HALL:

- Against Seton Hall, Adrian Joseph had a career-high 16 rebounds
- Joseph has had six double-digit rebounds games this season

SCOTT ON THE BOARDS AGAINST PENN:

- Against Penn, first-year Mike Scott had 13 rebounds
- It was the most rebounds by a Cavalier freshman since Travis Watson had 15 rebounds against NC State (Jan. 12, 2000)

SINGLETARY NAMED ACC PLAYER OF THE WEEK:

- Sean Singletary was named ACC Player of the Week on Nov. 19 after leading Virginia to wins over Howard and at Arizona
- Singletary had 23 points and eight assists against the Bison and followed with 24 points and eight assists in the upset of the No. 17 Wildcats
- It is the fourth ACC Player of the Week honor of Singletary's career

SPREADING THE WEALTH:

- Against Howard, 13 different Cavaliers scored
- It was the most different players to score in a game for UVa since 14 different players scored in a 93-47 win over Winthrop on December 1, 1990

JOSEPH SHINES AGAINST VERMONT:

- Adrian Joseph led Virginia with 19 points in the season-opening win over Vermont
- He tied career-highs with five 3-point field goals and three assists in the contest
- His 19 points were his most since scoring 19 against Clemson during the 2005-06 season

HEAD COACH DAVE LEITAO:

- 2007 ACC Coach of the Year
- First Virginia coach to win the honor since Terry Holland in 1982
- 50-39 record in three seasons at Virginia, including a 22-24 mark in the ACC
- First Virginia coach to have a winning ACC record over first two seasons as coach
- Overall record of 130-108 in eight seasons as a head coach

IN THE POLLS

ASSOCIATED PRESS (3/3)

| | | |
|-----|-----------------------|-------------|
| 1. | North Carolina | 27-2 |
| 2. | Memphis | 26-1 |
| 3. | UCLA | 26-3 |
| 4. | Tennessee | 26-3 |
| 5. | Kansas | 26-3 |
| 6. | Duke | 25-3 |
| 7. | Stanford | 24-4 |
| 8. | Xavier | 25-4 |
| 9. | Texas | 24-5 |
| 10. | Wisconsin | 24-4 |
| 11. | Georgetown | 24-4 |
| 12. | Louisville | 24-6 |
| 13. | Connecticut | 23-6 |
| 14. | Butler | 27-3 |
| 15. | Purdue | 23-6 |
| 16. | Vanderbilt | 24-5 |
| 17. | Michigan State | 23-6 |
| 18. | Indiana | 24-5 |
| 19. | Notre Dame | 22-6 |
| 20. | Drake | 25-4 |
| 21. | Marquette | 21-7 |
| 22. | Gonzaga | 23-6 |
| 23. | Washington State | 22-7 |
| 24. | Clemson | 21-7 |
| 25. | Davidson | 23-6 |

Others Receiving Votes:

BYU, Mississippi State, South Alabama, Pittsburgh, Saint Mary's, Kent State, **Miami (Fla.)**, Baylor, UAB, USC, Arizona State, VCU, Western Kentucky, Texas A&M, Cornell, Robert Morris, Stephen F. Austin.

ESPN/USA Today (3/3)

| | | |
|-----|-----------------------|-------------|
| 1. | North Carolina | 27-2 |
| 2. | UCLA | 26-3 |
| 3. | Memphis | 28-1 |
| 4. | Tennessee | 26-3 |
| 5. | Duke | 25-3 |
| 6. | Kansas | 26-3 |
| 7. | Stanford | 24-4 |
| 8. | Wisconsin | 24-4 |
| 9. | Texas | 24-5 |
| 10. | Georgetown | 24-4 |
| 11. | Xavier | 25-4 |
| 12. | Butler | 27-3 |
| 13. | Louisville | 24-6 |
| 14. | Connecticut | 23-6 |
| 15. | Purdue | 23-6 |
| 16. | Vanderbilt | 24-5 |
| 17. | Indiana | 24-5 |
| 18. | Michigan State | 23-6 |
| 19. | Notre Dame | 22-6 |
| 20. | Marquette | 21-7 |
| 21. | Drake | 25-4 |
| 22. | Washington State | 22-7 |
| 23. | Gonzaga | 23-6 |
| 24. | BYU | 23-6 |
| 25. | Mississippi State | 20-8 |

Others Receiving Votes:

Clemson, Saint Mary's, Davidson, Pittsburgh, UNLV, USC, Baylor, Kentucky, South Alabama, Western Kentucky, Arizona State.

VIRGINIA IN THE ACC STATS (3/4)

TEAM STATISTICS

| | | |
|---------------------|-------|------|
| Scoring Offense: | 76.6 | 5th |
| Scoring Defense: | 73.3 | 11th |
| Scoring Margin: | +3.3 | 9th |
| Field Goal %: | .429 | 12th |
| Field Goal % Def.: | .438 | 11th |
| Free Throw %: | .712 | 5th |
| 3FG %: | .365 | 6th |
| 3FG Made/Game: | 8.37 | 2nd |
| 3FG % Defense: | .358 | 11th |
| Offensive Rebounds: | 13.81 | 3rd |
| Defensive Rebounds: | 26.41 | 3rd |
| Rebounding Margin: | +6.1 | 2nd |
| Assists: | 13.37 | 9th |
| Assist/Turnover: | 0.95 | 7th |
| Turnover Margin: | -0.33 | 9th |
| Steals: | 6.04 | 9th |
| Blocked Shots: | 2.04 | 12th |

INDIVIDUAL STATISTICS

| | | |
|-------------------|-------|------|
| Sean Singletary | | |
| - Scoring | 19.7 | 3rd |
| - Assists | 5.78 | 2nd |
| - Free Throw % | .849 | 6th |
| - Steals | 1.89 | 6th |
| - Minutes played | 33.96 | 8th |
| Adrian Joseph | | |
| - Rebounding | 6.4 | 14th |
| - Defensive Rebs. | 4.7 | 10th |
| Mike Scott | | |
| - Rebounding | 5.7 | 20th |

VIRGINIA IN THE NCAA STATS (3/3)

TEAM STATISTICS

| | | |
|--------------------|------|------|
| 3FG Made/Game: | 8.5 | 31st |
| Rebounding Margin: | +6.0 | 20th |
| Sean Singletary | | |
| - Scoring | 19.8 | 40th |
| - Assists | 5.8 | 29th |
| - Free Throw % | .844 | 61st |
| - Steals | 1.8 | 85th |

LEITAO HONORED BY DICK VITALE:

- ESPN's Dick Vitale named Dave Leitao his national coach of the week on Nov. 19
- Leitao led Virginia to a 75-72 win at No. 17 Arizona that week

SEAN SINGLETARY RECEIVES PRESEASON ACCOLADES:

- First-team Collegehoops.net preseason All-American
- Third-team CBSsportsline.com preseason All-American
- ColleagueInsider.com preseason All-American
- Top 50 preseason candidate for the John R. Wooden Award
- Preseason Watch List for the Naismith Trophy presented by AT&T
- Bob Cousy Award presented by The Hartford (nation's top point guard) preseason list
- One of 30 candidates for the Lowe's Senior CLASS Award
- Preseason All-ACC
- No. 4 on Luke Winn's Top 15 Seniors on SI.com

SINGLETARY, JOSEPH ARE VIRGINIA'S CAPTAINS:

- Seniors Sean Singletary and Adrian Joseph are co-captains for the 2007-08 season
- Singletary is a captain for the third consecutive year while Joseph is a captain for the first time
- Singletary joins Donald Hand (a captain from 98-99 through 00-01) as the only three-year captains in Virginia history

AT HOME AT JOHN PAUL JONES ARENA:

- Virginia has an all-time record of 26-6 at John Paul Jones Arena
- UVa has a 10-5 home record this season
- The Cavaliers posted a 16-1 home record last year in the first season in John Paul Jones Arena
- Virginia was the only ACC team to go undefeated at home in conference play last year (8-0)
- The Cavaliers averaged 13,521 fans per game last year in the debut season at JPJA

BASKETBALL SEATING FIGURE FOR JPJA CHANGES:

- After completing the first year in the John Paul Jones Arena, the Virginia athletics department has made an adjustment to the arena's seating figure for basketball. During the 2006-07 season, several seating areas were altered to accommodate needs within the arena. This led to an overall reduction of seats. These accommodations include seats converted to accessible seating and press tables for the media area. Additional seats have been removed from the usable inventory in an effort to improve sightlines and comfort. As a result of the changes, the arena's seating for men's basketball is now 14,593.

VIRGINIA SIGNS THREE TO NATIONAL LETTERS OF INTENT:

- Head Coach Dave Leitao announced on Nov. 19 that three players have signed national letters of intent to join the Cavalier program in 2008-09
- 6-11 center John Brandenburg (Des Peres, Mo.), who averaged 8.2 points, 7.9 rebounds and 2.4 blocks per game last season as a junior at De Smet Jesuit H.S. in St. Louis
- 6-6 guard Sylven Landesberg (Flushing, N.Y.), who averaged 25.7 points, 10.5 rebounds and 3.6 assists per game last season as a junior at Holy Cross High School and was named the Catholic High School Athletic Association Player of the Year. He was selected as a 2008 McDonald's All-American
- 7-0 center Assane Sene (Senegal), who is in his first season of basketball in the United States at South Kent Preparatory School in South Kent, Conn.

UP NEXT:

- Virginia concludes its regular season schedule on Sunday as it hosts Maryland
- Tip-off is 7:30 p.m. and the game will be broadcast nationally by Fox Sports Net
- Maryland won the first meeting between the teams this season, 85-75 at Comcast Center on Jan. 30

2007-08 VIRGINIA MEN'S BASKETBALL ROSTER

| NO. | NAME | POS. | HT. | WT. | CLASS | HOMETOWN/HIGH SCHOOL (Previous School) |
|------------|----------------------|-------------|------------|------------|--------------|---|
| 1 | Jeff Jones | G | 6-4 | 193 | Fr. | Chester, Pa./Monsignor Bonner |
| 2 | Mustapha Farrakhan | G | 6-4 | 175 | Fr. | Harvey, Ill./Thornton Township |
| 4 | Calvin Baker | G | 6-2 | 186 | So. | Newport News, Va./Woodside (William & Mary) |
| 11 | Laurynas Mikalauskas | F | 6-8 | 246 | Jr. | Palanga, Lithuania/Blue Ridge School |
| 12 | Jamil Tucker | F | 6-8 | 241 | So. | Gary, Ind./West Side |
| 13 | Sammy Zeglinski | G | 6-0 | 175 | Fr. | Philadelphia, Pa./The William Penn Charter School |
| 21 | Tunji Soroye | C | 6-11 | 252 | Sr. | Dugbe Ibadan, Nigeria/Montrose Christian School |
| 22 | Will Sherrill | F | 6-9 | 215 | Fr. | New York, N.Y./Phillips Academy Andover |
| 24 | Mamadi Diane | G/F | 6-5 | 201 | Jr. | Potomac, Md./DeMatha Catholic |
| 30 | Adrian Joseph* | F | 6-7 | 201 | Sr. | San Fernando, Trinidad/Brewster Academy |
| 31 | Andy Burns | F | 6-8 | 212 | So. | Alexandria, Va./Bishop Ireton |
| 32 | Mike Scott | F | 6-8 | 233 | Fr. | Chesapeake, Va./Hargrave Military Academy |
| 34 | Ryan Pettinella | F/C | 6-9 | 249 | Sr. | Webster, N.Y./McQuaid Jesuit (Penn) |
| 43 | Will Harris | F/G | 6-6 | 245 | So. | Corona, N.Y./Brewster Academy |
| 44 | Sean Singletary* | G | 6-0 | 185 | Sr. | Philadelphia, Pa./The William Penn Charter School |
| 45 | Solomon Tat | G/F | 6-5 | 223 | So. | Jos Plateau, Nigeria/Community Christian School |
| 55 | Jerome Meyinsse | F/C | 6-8 | 245 | So. | Baton Rouge, La./McKinley |

* Co-Captain

HEAD COACH:

Dave Leitao

ASSISTANT COACHES:

Bill Courtney

Drew Diener

Steve Seymour

DIRECTOR OF BASKETBALL OPERATIONS:

Rick Brunson

STRENGTH & CONDITIONING COACH:

Shaun Brown

ASSISTANT DIR. OF OPERATIONS/VIDEO:

Oliver Winterbone

ATHLETIC TRAINER:

Ethan Saliba

PRONUNCIATION GUIDE

Mamadi Diane

Mom-uh-dee Dee-on-ee

Mustapha Farrakhan

Moo-sta-fa Fair-uh-con

Dave Leitao

Lay-toe

Jerome Meyinsse

Me-yin-see

Laurynas Mikalauskas

La-ree-nus Mick-a-laus-cuss

Ryan Pettinella

Pet-in-ella

Tunji Soroye

Ton-jee Suh-roy-yay

Jamil Tucker

Ja-mill

Sammy Zeglinski

Zuh-glin-ski

CAVALIER CAREER RECORD BOOK

POINTS

| | |
|--|--------------|
| 1. Bryant Stith (1989-92) | 2,516 |
| 2. Jeff Lamp (1978-81) | 2,317 |
| 3. Buzzy Wilkinson (1953-55) | 2,233 |
| 4. Ralph Sampson (1980-83) | 2,228 |
| 5. Junior Burrough (1992-95) | 1,970 |
| 6. Sean Singletary (2005-pres.) | 1,957 |
| 7. Wally Walker (1973-76) | 1,849 |
| 8. Chris Williams (1999-02) | 1,812 |
| 9. Harold Deane (1994-97) | 1,763 |
| 10. Curtis Staples (1995-98) | 1,757 |
| 11. J.R. Reynolds (2004-07) | 1,683 |
| 12. John Crotty (1988-91) | 1,646 |
| 13. Bob McCarty (1954-56) | 1,625 |
| 14. Travis Watson (2000-03) | 1,546 |
| 15. Richard Morgan (1986-89) | 1,540 |
| 16. Donald Hand (1998-01) | 1,486 |
| 17. Othell Wilson (1981-84) | 1,469 |
| 18. Barry Parkhill (1971-73) | 1,437 |
| 19. Jim Connelly (1965-67) | 1,426 |
| 20. Lee Raker (1978-81) | 1,423 |

FIELD GOALS

| | |
|---|------------|
| 1. Ralph Sampson (1980-83) | 899 |
| 2. Bryant Stith (1989-92) | 856 |
| 3. Jeff Lamp (1978-81) | 841 |
| 4. Buzzy Wilkinson (1953-55) | 784 |
| 5. Wally Walker (1973-76) | 779 |
| 6. Junior Burrough (1992-95) | 759 |
| 7. Chris Williams (1999-02) | 650 |
| 8. Bob McCarty (1954-56) | 643 |
| 9. Richard Morgan (1986-89) | 605 |
| 10. Sean Singletary (2005-pres.) | 604 |

3-POINT FIELD GOALS

| | |
|--|------------|
| 1. Curtis Staples (1995-98) | 413 |
| 2. Harold Deane (1994-97) | 237 |
| 3. J.R. Reynolds (2004-07) | 221 |
| 4. Sean Singletary (2005-pres.) | 213 |
| 5. John Crotty (1988-91) | 179 |
| 6. Devin Smith (2003-05) | 161 |
| 7. Donald Hand (1998-01) | 156 |
| Todd Billet (2003-04) | 156 |
| 9. Adrian Joseph (2005-pres.) | 151 |
| 10. Cory Alexander (1992-95) | 142 |

FREE THROWS MADE

| | |
|--|------------|
| 1. Bryant Stith (1989-92) | 690 |
| 2. Buzzy Wilkinson (1953-55) | 665 |
| 3. Jeff Lamp (1978-81) | 635 |
| 4. Harold Deane (1994-97) | 546 |
| 5. Sean Singletary (2005-pres.) | 536 |
| 6. Donald Hand (1998-01) | 444 |
| 7. Junior Burrough (1992-95) | 439 |
| 8. Ralph Sampson (1980-83) | 427 |
| 9. John Crotty (1988-91) | 413 |
| 10. J.R. Reynolds (2004-07) | 402 |

ASSISTS

| | |
|--|------------|
| 1. John Crotty (1988-91) | 683 |
| 2. Jeff Jones (1979-82) | 598 |
| 3. Sean Singletary (2005-pres.) | 541 |
| 4. Donald Hand (1998-01) | 529 |
| 5. Othell Wilson (1981-84) | 493 |
| 6. Harold Deane (1994-97) | 468 |
| 7. John Johnson (1985-88) | 426 |
| 8. Cory Alexander (1992-95) | 401 |
| 9. Barry Parkhill (1971-73) | 369 |
| 10. J.R. Reynolds (2004-07) | 317 |

STEALS

| | |
|--|------------|
| 1. Othell Wilson (1981-84) | 222 |
| 2. Sean Singletary (2005-pres.) | 191 |
| 3. Jeff Jones (1979-82) | 189 |
| Chris Williams (1999-02) | 189 |
| 5. Harold Deane (1994-97) | 179 |
| Donald Hand (1998-01) | 179 |
| 7. Bryant Stith (1989-92) | 177 |
| 8. Richard Morgan (1986-89) | 160 |
| 9. Adam Hall (1999-02) | 157 |
| 10. Bobby Stokes (1976-79) | 154 |

BLOCKED SHOTS

| | |
|-------------------------------------|-----------|
| 1. Ralph Sampson (1980-83) | 462 |
| 2. Chris Alexander (1993-96) | 148 |
| 3. Travis Watson (2000-03) | 130 |
| 4. Kris Hunter (1997-99) | 126 |
| 5. Jason Clark (2002-05) | 112 |
| 6. Steve Castellan (1976-79) | 108 |
| 7. Chris Williams (1999-02) | 97 |
| 8. Junior Burrough (1992-95) | 96 |
| 9. Colin Ducharme (1997-00) | 88 |
| 10. Olden Polynice (1984-86) | 86 |
| -- Tunji Soroye (2005-pres.) | 78 |

ACC CAREER SCORING LEADERS

| | |
|---------------------------------------|--------------|
| 1. J.J. Redick (Duke) | 2,769 |
| 2. Dickie Hemric (Wake Forest) | 2,587 |
| 3. Johnny Dawkins (Duke) | 2,556 |
| 4. Rodney Monroe (NC State) | 2,551 |
| 5. Bryant Stith (Virginia) | 2,516 |
| 6. Christian Laettner (Duke) | 2,460 |
| 7. Mike Gminski (Duke) | 2,323 |
| 8. Jeff Lamp (Virginia) | 2,317 |
| 9. David Thompson (NC State) | 2,309 |
| 10. Phil Ford (North Carolina) | 2,290 |
| 11. Juan Dixon (Maryland) | 2,269 |
| 12. Buzzy Wilkinson (Virginia) | 2,233 |
| 13. Ralph Sampson (Virginia) | 2,228 |
| 14. Matt Harpring (Georgia Tech) | 2,225 |
| 15. Randolph Childress (Wake Forest) | 2,208 |
| 16. Mark Price (Georgia Tech) | 2,193 |
| 17. Len Chapell (Wake Forest) | 2,165 |
| 18. Danny Ferry (Duke) | 2,155 |
| 19. Len Bias (Maryland) | 2,149 |
| 20. Sam Perkins (North Carolina) | 2,145 |
| 21. Mark Alarie (Duke) | 2,136 |
| 22. Bob Sura (Florida State) | 2,130 |
| 23. Tim Duncan (Wake Forest) | 2,117 |
| 24. Dennis Scott (Georgia Tech) | 2,115 |
| 25. Tom Hammonds (Georgia Tech) | 2,081 |
| 26. Jason Williams (Duke) | 2,079 |
| Gene Banks (Duke) | 2,079 |
| 28. Albert King (Maryland) | 2,058 |
| 29. Travis Best (Georgia Tech) | 2,057 |
| 30. Lenny Rosenbluth (North Carolina) | 2,045 |
| 31. Julius Hodge (NC State) | 2,040 |
| 32. Skip Brown (Wake Forest) | 2,034 |
| 33. Adrian Branch (Maryland) | 2,017 |
| 34. Al Wood (North Carolina) | 2,015 |
| John Lucas (Maryland) | 2,015 |
| 36. Jim Spanarkel (Duke) | 2,012 |
| 37. Charles Scott (North Carolina) | 2,007 |
| 38. Rod Griffin (Wake Forest) | 1,985 |
| 39. Shane Battier (Duke) | 1,984 |
| Art Heyman (Duke) | 1,984 |
| 41. Larry Miller (North Carolina) | 1,982 |
| 42. James Forrest (Georgia Tech) | 1,978 |
| 43. Trajan Langdon (Duke) | 1,974 |
| Antawn Jamison (North Carolina) | 1,974 |
| 45. Junior Burrough (Virginia) | 1,970 |
| Charles Davis (Wake Forest) | 1,970 |
| 47. Hawkeye Whitney (NC State) | 1,967 |
| 48. Tyler Hansbrough (North Carolina) | 1,965 |
| 49. Sean Singletary (Virginia) | 1,957 |
| 50. Justin Gray (Wake Forest) | 1,946 |

THE LAST TIME...

VIRGINIA INDIVIDUALS

- **Scored 30 points:** Sean Singletary (34) vs. Virginia Tech (1/16/08)
- **Scored 40 points:** Sean Singletary (41) at Miami (3/1/08)
- **Two players with 20 points:** J.R. Reynolds (28) and Sean Singletary (23) vs. Albany (3/16/07)
- **Three players with 20 points:** Chris Williams (27), Roger Mason, Jr. (22) and Donald Hand (20) vs. Duke (1/5/00)
- **Four players with 20 points:** Chris Williams (23), Donald Hand (22), Adam Hall (21), and Travis Watson (20) vs. Georgetown (3/15/00)
- **A player with back-to-back 25-point games:** J.R. Reynolds (28) vs. Albany (3/16/07) and (26) vs. Tennessee (3/18/07)
- **One player scored in double figures:** Adrian Joseph (10) vs. Puerto Rico-Mayaguez (12/21/06)
- **Five players scored in double figures:** Calvin Baker (16), Mamadi Diane (16), Adrian Joseph (13), Jamil Tucker (13), Sean Singletary (11) vs. Georgia tech (1/27/08)
- **Six players scored in double figures:** Travis Watson (17), Roger Mason, Jr. (15), Chris Williams (15), Elton Brown (14), Jermaine Harper (12), and Adam Hall (10) vs. Grambling (12/30/01)
- **Seven players scored in double figures:** Cornel Parker (20), Junior Burrough (15), Ted Jeffries (14), Cory Alexander (13), Jason Williford (12), Yuri Barnes (11) and Doug Smith (11) vs. Clemson (1/13/93)
- **Had 15 rebounds:** Adrian Joseph (16) vs. Seton Hall (11/24/07)
- **Had 20 rebounds:** Travis Watson (20) vs. Wofford (1/2/03)
- **Had 25 rebounds:** Bob Mortell (25) vs. Washington & Lee (2/27/60)
- **Two players with 10 rebounds:** Mike Scott (11) and Adrian Joseph (10) vs. Longwood (12/7/07)
- **Three players with 10 rebounds:** Yuri Barnes (13), Jason Williford (12) and Junior Burrough (11) vs. Rice (12/4/93)
- **Double-Double:** Laurynas Mikalauskas (16 pts, 13 rebs) at Miami (3/1/08)
- **Two players had a double-double:** Adrian Joseph (23 pts, 11 rebs) and Mike Scott (10 pts, 13 rebs) at Penn (11/23/07)
- **Three players had a double-double:** Jason Williford (10 pts, 15 rebs), Ted Jeffries (23 pts, 10 rebs), and Cornel Parker (11 pts, 11 rebs) at William & Mary (1/25/93)
- **Double-Double with points and assists:** Sean Singletary (19 pts, 10 assts) vs. Boston College (1/19/08)
- **Triple-Double:** Ralph Sampson (15 pts, 22 rebs, 10 blks) vs. Old Dominion (12/29/79)
- **Four Double-Doubles in a row:** Travis Watson (29 pts, 12 rebs) at NC State (2/6/02), (20 pts, 10 rebs) vs. Clemson (2/10/02), (17 pts, 10 rebs) vs. UNC (2/12/02), (13 pts, 12 rebs) at Wake (2/17/02)
- **20 points and 20 rebounds:** Travis Watson (21 pts, 20 rebs) vs. Wofford (1/2/03)
- **10 assists:** Sean Singletary (10) vs. Boston College (1/19/08)
- **5 Blocked Shots:** Jason Cain (5) vs. UNC (1/19/06)
- **5 Steals:** Sean Singletary (7) vs. NC State (2/24/08)
- **Led UVA in Points, Rebounds and Assists:** Sean Singletary (34 pts, 10 rebs, 3 assts) vs. Va Tech (1/16/08)
- **Hit a last second shot to win a game:** Sean Singletary vs. Duke (2/1/07) [jumper with one second in OT]; J.R. Reynolds vs. Loyola Marymount (12/23/04) [layup with 1.5 seconds in regulation]
- **Played every minute:** Sean Singletary vs. Virginia Tech (2/12/05)
- **Played 40 or more minutes:** Adrian Joseph (42) at Virginia Tech (2/2/08)

VIRGINIA TEAM

- **Won in Overtime:** vs. Duke, 68-66 (2/1/07)
- **Lost in Overtime:** at Virginia Tech, 65-72 (2/2/08)
- **Played Two Overtimes:** vs. Maryland, L 89-92 (2/19/05)
- **Played Three Overtimes:** vs. Georgetown, L 111-115 (3/15/00)
- **Shot 70 percent for a Half:** 72.2% (13-18) vs. Wake Forest 2nd Half (2/24/96)
- **Shot 60 percent in a Game:** 61.0% (36-59) vs. LIU (11/17/00)
- **Shot less than 30 percent in a Game:** 27.9% (17-61) vs. North Carolina (3/10/06)
- **Shot 90 percent from the free throw line:** 94.7 % (18-19) vs. Georgia Tech (2/24/07)
- **Shot 50 percent from 3-point line:** 50.0% (9-18) at Boston College (2/17/08)
- **Shot less than 30 percent in a half:** 29.0% (9-31) in 2nd Half at Wake Forest (3/3/07)
- **Shot less than 20 percent in a half:** 18.9% (7-37) in the 1st half at Duke (1/13/01)
- **Shot 55 percent or better and lost:** 56.9% (29-51) vs. Duke (3/14/03)
- **Attempted 50 FTs:** 52 (made 34) vs. Howard (12/12/94)
- **Made 30 FTs:** 31 (36 att.) vs. Tennessee (3/18/07)
- **Made 10 3-pt FGs:** 12 vs. Georgia Tech (1/27/08)
- **Failed to make a 3-pt FG:** at Georgia Tech (12/4/05)
- **Had 50 rebounds:** 51 vs. Hartford (12/30/07)
- **Had 25 assists:** 27 vs. Howard (11/21/01)
- **Had 15 steals:** 16 vs. NC State (2/24/08)
- **Had 10 blocks:** 12 vs. Longwood (2/13/07)
- **Scored 50 pts in a half:** 54 at Miami, 2nd half (3/1/08)
- **Scored 60 pts in a half:** 60 vs. Gonzaga, 1st half (1/3/07)
- **Scored 70 pts in a half:** 70 vs. Coastal Carolina, 2nd half (10/20/00)
- **Scored 100 pts (ACC):** 103 vs. Maryland (1/16/07)
- **Scored 100 pts (non-conf):** 100 at Penn (11/23/07)
- **Scored under 20 pts in 1st half:** 17 at Ga. Tech (12/4/05)
- **Scored under 20 pts in 2nd half:** 12 vs. UNC (2/11/98)
- **Scored under 50 pts in a game:** 49 at Stanford (3/14/06)

OPPONENT INDIVIDUALS

- **Scored 30 points:** Jack McClinton (34), Miami (3/1/08)
- **Scored 35 points:** J.J. Redick (40), Duke (1/28/06)
- **Scored 40 points:** J.J. Redick (40), Duke (1/28/06)
- **Scored 50 points:** Len Chappell (50), Wake (2/12/62)
- **Two players with 20 points:** Brandon Costner (22) and Gavin Grant (20), NC State (3/9/07)
- **Three players with 20 points:** Juan Dixon (23), Chris Wilcox (21), and Lonny Baxter (20), at Maryland (3/3/02)
- **Two players with 30 points:** Trevor Powell (31) and Tony Smith (31), Marquette (2/3/90)
- **Five players scored in double figures:** Deron Washington (15), A.D. Vassallo (14), Jeff Allen (12), Lewis Witcher (10), Malcolm Delaney (10), at Va. Tech (2/2/08)
- **Six players scored in double figures:** Chris Paul (21), Justin Gray (17), Eric Williams (15), Jamaal Levy (12), Taron Downey (11) and Vytas Danelius (10), Wake Forest (1/2/05)
- **Seven players scored in double figures:** Stanley Burrell (15), Drew Lavender (13), C.J. Anderson (12), B.J. Raymond (12), Josh Duncan (11), Charles Bronson (11), and Jason Love (10), at Xavier (1/3/08)
- **Double-Double:** Cliff Hammonds (16 pts, 11 assts), Clemson (2/7/08)

- **Two players had a double-double:** Donte Green (20 pts, 10 rebs) and Paul Harris (10 pts, 14 rebs), Syracuse (12/5/07)
- **Had 15 rebounds:** Al Thornton (16), Florida State (2/17/07)
- **Had 20 rebounds:** Tim Duncan (23), Wake (2/22/97)
- **Had 10 assists:** Cliff Hammonds (11), Clemson (2/7/08)
- **5 Blocked Shots:** Maurice Sumter (5), Longwood (2/13/07)
- **5 Steals:** Toney Douglas (6), at Florida State (1/23/08)
- **Hit a last second shot to win a game:** Deron Washington of Virginia Tech (1/16/08) [0.0 seconds in overtime]

OPPONENT TEAM

- **Shot less than 30 percent in a Game:** 28.3% (17-60) Longwood (12/7/07)
- **Shot less than 30 percent in a Game (ACC):** 29.0% (20-69), Wake Forest (2/24/96)
- **Shot 60 percent in a Game:** 63.8% (37-58), at Xavier (1/3/08)
- **Shot 55 percent or better and lost:** 55.2% (32-58), Iowa State (12/31/03)
- **Scored 100 pts:** 108, at Xavier (1/3/08)
- **Scored 60 pts in a half:** 60, at Miami, 2nd half (3/1/08)
- **Scored under 20 pts in 1st half:** 18, NC State (2/24/08)
- **Scored under 20 pts in 2nd half:** 18 at Richmond (11/22/05)
- **Scored under 50 pts in a game:** 49, Longwood (2/13/07)
- **Had 25 assists:** 27, at Xavier (1/3/08)
- **Had 15 steals:** 15, Providence (1/3/04)
- **Had 10 blocks:** 11 at Virginia Tech (2/10/07)
- **Failed to make a 3-pt FG:** vs. Arizona State (11/27/99)

John Paul Jones Arena Records

JPJA ATTENDANCE

| Crowd /Opponent | Results | Date |
|-----------------------|---------------|----------|
| 11,893 Vermont | W, 90-72 | 11/11/07 |
| 11,162 Howard | W, 92-53 | 11/14/07 |
| 10,975 Drexel | W, 72-58 | 11/20/07 |
| 12,609 Northwestern | W, 94-52 | 11/27/07 |
| 13,603 Syracuse | L, 68-70 | 12/5/07 |
| 11,366 Longwood | W, 76-57 | 12/7/07 |
| 10,516 Hampton | W, 79-65 | 12/19/07 |
| 11,626 Elon | W, 91-61 | 12/22/07 |
| 11,647 Hartford | W, 78-70 | 12/30/07 |
| 14,433 Virginia Tech | L, 69-70 (ot) | 1/16/08 |
| 14,039 Boston College | W, 84-66 | 1/19/08 |
| 14,138 Georgia Tech | L, 82-92 (ot) | 1/27/08 |
| 13,929 Clemson | L, 51-82 | 2/7/08 |
| 13,765 North Carolina | L, 74-75 | 2/12/08 |
| 13,630 NC State | W, 78-60 | 2/24/08 |
| Duke | | 3/5/08 |
| Maryland | | 3/9/08 |

* - Capacity = 14,593

RECORD AT JPJA

2006-07 to present 32 games..... 26-6

LONGEST WIN STREAK

12 games

from 1/16/07 vs. Maryland
through 11/27/07 vs. Northwestern

LONGEST LOSING STREAK

3 games

from 1/27/08 vs. Georgia Tech
through 2/12/08 vs. North Carolina

MISCELLANEOUS

| | |
|---|---|
| Biggest Comeback: | 19 points vs. Arizona, 11/12/06 |
| Biggest Lead Given up in a Loss: | 13 points vs. Georgia Tech, 1/27/08 |
| Largest Lead: | 45 points vs. Northwestern, 11/27/07 |
| Biggest Deficit: | 38 points vs. Clemson, 2/7/08 |
| Largest Margin of Victory: | 42 points, vs. Northwestern, 11/27/07 |
| Largest Margin of Defeat: | 31 points, vs. Clemson, 2/7/08 |
| Overtime Games (Record): | 3 (1-2) Last: 82-92 loss vs. Georgia Tech, 1/27/08 |

VIRGINIA PLAYERS

| | |
|------------------------------|---|
| Points: | 40, J.R. Reynolds vs. Wake Forest, 1/21/07 |
| Most 1st Half Points: | 23, Sean Singletary vs. Virginia Tech, 1/16/08 |
| Most 2nd Half Points: | 20, three times Last by J.R. Reynolds vs. Duke, 2/1/07 |
| Rebounds: | 16, Jason Cain vs. Maryland, 1/16/07 |
| Field Goals: | 12, J.R. Reynolds vs. Wake Forest, 1/21/07 12, Sean Singletary vs. Virginia Tech, 1/16/08 |
| Field Goal Attempts: | 21, three times Last by Sean Singletary vs. Virginia Tech, 1/16/08 |
| Field Goal Pct.: | .800 (8-10), Jason Cain vs. UMES, 11/26/06 |
| 3-Point Field Goals: | 7, Sean Singletary vs. Gonzaga, 1/3/07 |
| 3-Point FG Attempts: | 12, Sean Singletary vs. Gonzaga, 1/3/07 12, Sean Singletary vs. Georgia Tech, 2/24/07 |
| 3-Point FG Pct.: | .833 (5-6), Mamadi Diane vs. Arizona, 11/12/06 |
| Free Throws Made: | 14, Sean Singletary vs. Hampton, 12/16/06 |
| Free Throw Attempts: | 16, Sean Singletary vs. Hampton, 12/16/06 |
| FT Pct.: | 1.000(12-12), Sean Singletary vs. UNC Asheville, 11/22/06 |
| Assists: | 10, Sean Singletary vs. Northwestern, 11/27/07 10, Sean Singletary vs. Boston College, 1/19/08 |
| Steals: | 7, Sean Singletary vs. NC State, 2/24/08 |
| Blocks: | 3, Tunji Soroye vs. Longwood, 2/13/07 |

VIRGINIA TEAM

| | |
|---------------------------|--|
| Most Points: | 108 vs. Gonzaga, 1/3/07 |
| Fewest Points: | 51 vs. Clemson, 2/7/08 |
| Most 1st Half: | 60 vs. Gonzaga, 1/3/07 |
| Fewest 1st Half: | 24 vs. Clemson, 2/7/08 |
| Most 2nd Half: | 57 vs. Arizona, 11/12/06 |
| Fewest 2nd Half: | 25 vs. Va. Tech, 1/16/08 |
| Rebounds: | 54 vs. UMES, 11/26/06 |
| Field Goals: | 37 vs. Howard, 11/14/07 |
| Field Goal Attps.: | 78 vs. Georgia Tech, 1/27/08 |
| Field Goal Pct.: | .547 (29-53) vs. Vermont, 11/11/07 |
| 3-Pt. FG: | 18 vs. Gonzaga, 1/3/07 |
| 3-Pt. FG Attempts: | 36 vs. Georgia Tech, 1/27/08 |
| 3-Point FG Pct.: | .625 (10-16) vs. Virginia Tech, 3/1/07 |
| Free Throws: | 39 vs. Maryland, 1/16/07 |
| FT Attempted: | 49 vs. Maryland, 1/16/07 |
| Free Throw Pct.: | .964 (27-28) vs. American, 12/28/06 |
| Assists: | 24 vs. Howard, 11/14/07 |
| Steals: | 16 vs. NC State, 2/24/08 |
| Blocks: | 12 vs. Longwood, 2/13/07 |
| Most Turnovers: | 21 vs. Longwood, 12/7/07 21 vs. Hampton, 12/19/07 |
| Least Turnovers: | 6 vs. Boston Coll., 1/19/08 |

OPPONENT PLAYERS

| | |
|------------------------------|--|
| Points: | 32, K.C. Rivers Clemson, 2/7/08 |
| Most 1st Half Points: | 17, Vincent Simpson Hampton, 12/19/07 17, Tyler Hansbrough UNC, 2/12/08 |
| Most 2nd Half Points: | 23, Al Thornton Florida State, 2/17/07 |
| Rebounds: | 16, Al Thornton Florida State, 2/17/07 |
| Field Goals: | 12, Al Thornton Florida State, 2/17/07 12, K. C. Rivers Clemson, 2/7/08 |
| Field Goal Attempts: | 23, Al Thornton Florida State, 2/17/07 |
| Field Goal Pct.: | .714 (5-7), Gani Lawal Georgia Tech, 1/27/08 |
| 3-Point Field Goals: | 8, K.C. Rivers Clemson, 2/7/08 |
| 3-Pt. FG Attempts: | 11, five times Last by K.C. Rivers Clemson, 2/7/08 |
| 3-Pt. FG Pct.: | .750 (6-8), Derek Raivio Gonzaga, 1/3/07 |
| Free Throws Made: | 8, Ivan Radenovic Arizona, 11/12/06 |
| FT Attempted: | 12, Gani Lawal Georgia Tech, 1/27/08 |
| FT Pct.: | .800 (8-10), Ivan Radenovic Arizona, 11/12/06 |
| Assists: | 11, Cliff Hammonds Clemson, 2/7/08 |
| Steals: | 4, five times Last by Cliff Hammonds Clemson, 2/7/08 |
| Blocks: | 5, Kenny George UNC Asheville, 11/22/06 5, Maurice Sumter Longwood, 2/13/07 |

OPPONENT TEAM

| | |
|---------------------------|--|
| Most Points: | 92, Georgia Tech, 1/27/08 |
| Fewest Points: | 49, Longwood, 2/13/07 |
| Most 1st Half: | 49, Arizona, 11/12/06 |
| Fewest 1st Half: | 18, NC State, 2/24/08 |
| Most 2nd Half: | 61, Gonzaga, 1/3/07 |
| Fewest 2nd Half: | 20, Longwood, 2/13/07 |
| Rebounds: | 47, Virginia Tech, 1/16/08 |
| Field Goals: | 33, Maryland, 1/16/07 Georgia Tech, 1/27/08 |
| Field Goal Attps.: | 77, Maryland, 1/16/07 |
| Field Goal Pct.: | .533 (32-60) Clemson, 2/7/08 |
| 3-Pt. FG: | 16, Clemson, 2/7/08 |
| 3-Pt. FG Attempts: | 39, Hartford, 12/30/07 |
| 3-Point FG Pct.: | .615 (16-26) Clemson, (2/7/08 |
| Free Throws: | 25, Gonzaga, 1/3/07 |
| FT Attempted: | 29, Gonzaga, 1/3/07 Georgia Tech, 1/27/08 |
| Free Throw Pct.: | .944 (17-18) American, 12/28/06 |
| Assists: | 22, Clemson, 2/7/08 |
| Steals: | 11, Hartford, 12/30/07 |
| Blocks: | 7, Longwood, 2/13/07 |
| Most Turnovers: | 25, NC State, 2/24/08 |
| Least Turnovers: | 6, Miami, 2/3/07 |

GAME #16 - JANUARY 19, 2008

| BOSTON COLLEGE | | 66 | |
|---------------------------|-----------------|--------------------|--|
| AT VIRGINIA | | 84 | |
| BOSTON COLLEGE (12-5/3-1) | | REB | |
| Player | MP FG FT | (0-1) A TO BS S TP | |
| Roche | 14 2-6 0-0 | 2-3 1 1 1 0 6 | |
| Spears | 30 5-10 3-6 | 6-11 1 2 1 0 13 | |
| Blair | 31 2-4 2-6 | 3-8 0 1 4 0 6 | |
| Rice | 40 6-16 6-10 | 1-6 6 4 0 0 20 | |
| Sanders | 29 3-14 0-0 | 2-3 0 2 0 1 7 | |
| Paris | 27 4-8 0-1 | 1-6 0 3 0 0 9 | |
| Raji | 11 1-3 0-1 | 0-1 2 1 0 0 2 | |
| Oates | 18 1-1 0-0 | 0-4 0 0 0 0 3 | |
| Team | | | |
| Totals | 200 24-62 11-24 | 16-43 10 14 6 1 66 | |
| | .387 .458 | | |

| VIRGINIA (11-5/1-2) | | REB | |
|---------------------|-----------------|--------------------|--|
| Player | MP FG FT | (0-1) A TO BS S TP | |
| Diane | 34 6-14 4-5 | 1-5 2 3 0 1 20 | |
| Joseph | 27 6-12 4-4 | 3-5 0 1 0 1 17 | |
| Scott | 6 0-2 2-2 | 2-3 0 0 0 0 2 | |
| Baker | 31 5-7 2-2 | 1-4 1 0 0 0 15 | |
| Singletary | 37 7-14 5-6 | 0-2 10 1 0 6 19 | |
| Jones | 12 1-4 0-0 | 1-1 0 1 0 0 2 | |
| Tucker | 19 1-7 0-0 | 1-7 2 0 0 1 3 | |
| Pettinella | 26 2-5 0-0 | 1-8 0 0 0 0 4 | |
| Meyinsse | 8 1-2 0-2 | 0-3 0 0 0 0 2 | |
| Team | | 3-5 | |
| Totals | 200 29-67 17-21 | 13-43 15 6 0 9 84 | |
| | .433 .810 | | |

3-Point Field Goals: (BC)--(7-24/.292) Roche (2-5), Rice (2-7), Oates (1-1), Paris (1-4), Sanders (1-6), Raji (0-1). (UVa)--(9-26/.346) Diane (4-10), Baker (3-4), Joseph (1-3), Tucker (1-5), Jones (0-1), Singletary (0-3).

| | | | |
|----------------|----|----|----|
| Boston College | 35 | 31 | 66 |
| Virginia | 35 | 49 | 84 |

Attendance -- 14,039

Sean Singletary had 19 points and 10 assists, posting his second consecutive double-double, to lead Virginia to its first ACC win of the season, an 84-66 victory over Boston College at John Paul Jones Arena.

Mamadi Diane had 20 points, Adrian Joseph had 17 points, and Calvin Baker added 15 points for the Cavaliers.

The first half remained close throughout, with neither team leading by more than six points. Singletary's layup in the final seconds tied the game at 35-35 at intermission, the eighth tie of the first half.

Virginia went on an 11-0 run early in the second half to take a double digit lead. Boston College never got closer than eight points the remainder of the night, with the Cavaliers eventually extending their lead to 18 points by the end of the game.

The Cavaliers shot 43.3 percent from the floor and 81.0 percent from the line. The Eagles shot 38.7 percent from the floor and 45.8 percent from the line.

Boston College was led by Tyrese Rice, who had 20 points and six assists. Shamari Spears had a double-double with 13 points and 11 rebounds for the Eagles, who suffered their first ACC loss of the season (3-1).

"We had a lot of confidence coming into the game and after we got over the hump, the first couple of minutes, we got some stops and everything that Coach Leitao has been saying all year was ringing true. Everybody got a little more confidence." - Sean Singletary

GAME #17 - JANUARY 23, 2008

| VIRGINIA | | 67 | |
|---------------------|----------------|--------------------|--|
| AT FLORIDA STATE | | 69 | |
| VIRGINIA (11-6/1-3) | | REB | |
| Player | MP FG FT | (0-1) A TO BS S TP | |
| Joseph | 37 7-12 0-0 | 4-8 1 2 0 0 17 | |
| Scott | 15 2-6 1-2 | 1-3 0 0 0 1 5 | |
| Baker | 34 3-11 0-2 | 0-0 3 2 0 2 7 | |
| Diane | 37 6-12 4-4 | 2-5 0 1 0 1 21 | |
| Singletary | 33 4-11 2-2 | 2-3 7 5 0 1 11 | |
| Jones | 10 0-3 0-0 | 0-0 0 1 0 1 0 | |
| Tucker | 2 0-0 0-0 | 0-1 0 2 0 0 0 | |
| Pettinella | 12 1-1 0-0 | 1-3 0 2 0 0 2 | |
| Harris | 2 0-0 0-0 | 0-1 0 0 0 0 0 | |
| Tat | 4 0-2 0-0 | 0-0 0 0 0 1 0 | |
| Meyinsse | 14 2-2 0-0 | 1-3 0 0 0 1 4 | |
| Team | | 3-6 | |
| Totals | 200 25-60 7-10 | 14-33 11 15 0 8 67 | |
| | .417 .700 | | |

| FLORIDA STATE (13-7/2-3) | | REB | |
|--------------------------|-----------------|---------------------|--|
| Player | MP FG FT | (0-1) A TO BS S TP | |
| Echeffu | 32 2-5 0-0 | 2-5 0 5 1 0 4 | |
| Reid | 28 1-1 2-4 | 1-3 2 3 2 2 4 | |
| Mims | 28 2-9 0-0 | 2-5 1 1 1 1 5 | |
| Douglas | 36 7-11 3-4 | 0-6 2 1 0 6 19 | |
| Rich | 28 5-9 5-6 | 3-4 2 5 0 0 17 | |
| Demercy | 7 1-2 0-0 | 0-0 0 1 1 1 2 | |
| Swann | 26 4-11 5-8 | 0-3 3 1 1 1 16 | |
| Vaughn | 11 0-2 0-0 | 2-4 0 0 0 0 0 | |
| Hoff | 1 0-0 2-2 | 0-0 0 0 0 0 2 | |
| Zitani | 3 0-0 0-0 | 0-0 0 0 0 0 0 | |
| Team | | 1-2 | |
| Totals | 200 22-50 17-24 | 11-32 10 17 5 11 69 | |
| | .440 .708 | | |

3-Point Field Goals: (UVa)--(10-29/.345) Diane (5-9), Joseph (3-7), Baker (1-5), Singletary (1-5), Tat (0-1), Jones (0-2). (FSU)--(8-21/.381) Swann (3-7), Rich (2-3), Douglas (2-5), Mims (1-6).

| | | | |
|---------------|----|----|----|
| Virginia | 28 | 39 | 67 |
| Florida State | 31 | 38 | 69 |

Attendance -- 7,314

Virginia had double digit leads in both halves, but couldn't hold on for its first ACC road win of the season, falling 69-67 at Florida State. The loss extended the Cavaliers' losing streak in the state of Florida to eight games.

Mamadi Diane scored a game-high 21 points for Virginia, marking the first time in his career he scored at least 20 points in consecutive games. Adrian Joseph added 17 points and Sean Singletary scored 11 points.

Virginia opened the game strong, taking a 12-2 lead four minutes into the contest. The Seminoles chipped away at the lead throughout the remainder of the first half and took a 31-28 lead into halftime. An 11-0 Cavalier run early in the second gave Virginia the lead again and UVa extended its advantage to 10 points with nine minutes to play. Florida State used a late 9-0 run to retake the lead, 62-60, with under two minutes remaining. The Seminoles made seven of 10 free throws in the final minute to seal the win.

The Cavaliers shot 41.7 percent from the floor and 70.0 percent from the line. Florida State shot 44.0 percent from the floor and 70.8 percent from the line.

Toney Douglas led the Seminoles with 19 points. Jason Rich and Isaiah Swann added 17 and 16 points respectively.

"I think this was a very typical game in this league where it comes down to a precious few possessions. We were up 10 and just had to hold the fort defensively, rebound and execute. We didn't do that, obviously." - Dave Leitao

GAME #18 - JANUARY 27, 2008

| GEORGIA TECH | | 92 | |
|-------------------------|-----------------|--------------------|--|
| AT VIRGINIA | | 82 OT | |
| GEORGIA TECH (10-9/3-3) | | REB | |
| Player | MP FG FT | (0-1) A TO BS S TP | |
| Lawal | 22 5-7 5-12 | 3-6 2 1 2 0 15 | |
| Smith | 30 1-5 4-7 | 0-6 3 0 1 0 6 | |
| Miller | 18 5-8 0-0 | 1-5 4 1 0 0 11 | |
| Bell | 32 2-3 0-0 | 1-2 4 3 0 2 4 | |
| Morrow | 26 2-8 2-2 | 0-3 2 0 0 0 7 | |
| Clinch | 21 5-8 0-0 | 1-2 0 0 0 0 14 | |
| Causey | 26 6-11 4-6 | 0-2 5 4 0 1 18 | |
| Storrs | 12 1-2 0-0 | 0-1 0 0 0 0 3 | |
| Peacock | 23 5-10 2-2 | 2-8 0 1 2 0 12 | |
| Aminu | 15 1-3 0-0 | 0-2 0 0 1 0 2 | |
| Team | | 0-3 | |
| Totals | 225 33-65 17-29 | 8-40 20 10 6 3 92 | |
| | .508 .586 | | |

| VIRGINIA (11-7/1-4) | | REB | |
|---------------------|-----------------|--------------------|--|
| Player | MP FG FT | (0-1) A TO BS S TP | |
| Diane | 42 5-17 3-5 | 7-8 0 1 1 0 16 | |
| Joseph | 33 5-11 1-2 | 1-9 3 1 0 0 13 | |
| Scott | 20 3-6 3-4 | 5-9 0 0 0 0 9 | |
| Baker | 32 6-13 1-2 | 1-4 1 3 0 1 16 | |
| Singletary | 41 5-19 1-2 | 1-4 8 4 0 3 11 | |
| Jones | 4 0-0 0-0 | 0-0 1 1 0 0 0 | |
| Farrakhan | 6 1-5 0-0 | 0-1 1 0 0 0 3 | |
| Tucker | 21 4-7 2-3 | 0-3 0 1 0 0 13 | |
| Pettinella | 21 0-0 1-2 | 0-2 0 1 0 0 1 | |
| Tat | 0+ 0-0 0-0 | 0-0 0 0 0 0 0 | |
| Meyinsse | 5 0-0 0-0 | 0-1 0 0 0 0 0 | |
| Team | | 3-7 | |
| Totals | 225 29-78 12-20 | 18-48 14 12 1 4 82 | |
| | .372 .600 | | |

3-Point Field Goals: (GT)--(9-22/.409) Clinch (4-6), Causey (2-7), Storrs (1-2), Miller (1-3), Morrow (1-4). (UVa)--(12-36/.333) Tucker (3-5), Baker (3-7), Diane (3-9), Joseph (2-6), Farrakhan (1-3), Singletary (0-6).

| | | | |
|--------------|----|----|----|
| Georgia Tech | 38 | 38 | 92 |
| Virginia | 48 | 28 | 82 |

Attendance -- 14,138

Virginia had five players score in double figures for the first time this season, but it wasn't enough as the Cavaliers fell to Georgia Tech 92-82 in overtime at John Paul Jones Arena. It was the second conference loss at home this season for Virginia, both in overtime.

Calvin Baker tied his Virginia career high with 16 points and Mamadi Diane had 16 points as well for Virginia, who fell to 11-7, 1-4 in the ACC. Jamil Tucker scored a career-high 13 points and Adrian Joseph had 13 points and nine rebounds. Sean Singletary had 11 points, scoring in double figures for the 40th consecutive game.

In the first half Virginia shot well, especially from behind the arc, going 9-18 from 3-point range. The Cavaliers led by 10 (48-38) at the half. The Yellow Jackets answered by shooting over 50 percent from the floor in the second half and took a late two point lead. Singletary's layup with four seconds remaining tied it and when Matt Causey's 3-point attempt at the buzzer rattled out the teams went to overtime.

Causey scored 12 of his 18 points in the overtime period as Georgia Tech pulled away for the win.

The Cavaliers shot 37.2 percent from the floor and 60.0 percent from the line. The Yellow Jackets shot 50.8 percent from the floor and 58.6 percent from the line.

In addition to Causey, four other Yellow Jackets scored in double figures. Gani Lawal had 15 points, Lewis Clinch had 14 points, Zack Peacock had 12 points, and Maurice Miller had 11 points.

"Losing is frustrating period. No matter how you lose, by a little or by a lot. We just have to get over the hump. We have been in it, we have been up against just about everybody we have played. We cannot panic, we just have to go into practice and keep working hard." - Sean Singletary



CALVIN BAKER

#4

Sophomore • Guard • 6-2 • 186 • Newport News, Va. • Woodside H.S. • William & Mary

THIS SEASON:

- Is eligible to play this season after sitting out games in 2006-07 after transferring from William & Mary
- Has started eight games this season
- Shooting 81.8 percent (18-22) from the free throw line in last nine games
- Has scored in double figures in 13 games this season
- Had 10 points (making the game-winning 3-pointer with 4.2 seconds left), seven rebounds and a career-high four steals at Georgia Tech
- Had 15 points and six rebounds vs. NC State
- Made four free throws in the last 13 seconds in victory at Boston College (2/17)
- Had 10 points, three rebounds, and a career-high two blocks vs. North Carolina
- Scored a UVa career high 17 points at Maryland
- Had 16 points vs. Georgia Tech
- Had 15 points (5-7 FG, 3-4 3FG) vs. Boston College
- Made first start of the season at Duke and scored 13 points
- Scored 12 points vs. Hartford
- Had a UVa high six assists vs. Elon, which tied his career high at W&M
- Had 16 points (6-6 FG, 4-4 3FG) vs. Northwestern
- Had 11 points and tied a career-high (including W&M) with eight rebounds vs. Howard
- Scored 11 points vs. Vermont in his Cavalier debut

2007-08 GAME-BY GAME:

| Opponent | GP-GS | FG-FGA | 3FG-3FGA | FT-FTA | Off-Def | Total | A | TO | Blk | Stl | PF | Min | Pts |
|------------------|-------|--------|----------|--------|---------|-------|---|----|-----|-----|----|-----|-----|
| Vermont | 1-0 | 4-6 | 1-1 | 2-4 | 0-1 | 1 | 0 | 0 | 0 | 1 | 2 | 14 | 11 |
| Howard | 2-0 | 4-8 | 3-5 | 0-0 | 2-6 | 8 | 5 | 0 | 0 | 0 | 0 | 17 | 11 |
| at Arizona | 3-0 | 2-3 | 1-1 | 0-0 | 0-0 | 0 | 4 | 2 | 0 | 0 | 2 | 20 | 5 |
| Drexel | 4-0 | 5-9 | 1-3 | 0-0 | 0-1 | 1 | 1 | 1 | 0 | 1 | 0 | 26 | 11 |
| at Penn | 5-0 | 2-5 | 1-3 | 1-2 | 0-1 | 1 | 5 | 2 | 0 | 0 | 1 | 20 | 6 |
| vs. Seton Hall | 6-0 | 4-12 | 1-6 | 0-0 | 1-2 | 3 | 1 | 3 | 0 | 0 | 4 | 27 | 9 |
| Northwestern | 7-0 | 6-6 | 4-4 | 0-0 | 0-2 | 2 | 1 | 1 | 0 | 0 | 3 | 16 | 16 |
| Syracuse | 8-0 | 3-10 | 2-7 | 0-0 | 0-1 | 1 | 1 | 2 | 0 | 2 | 3 | 31 | 8 |
| Longwood | 9-0 | 4-6 | 2-3 | 1-3 | 0-3 | 3 | 2 | 2 | 0 | 1 | 2 | 22 | 11 |
| Hampton | 10-0 | 2-4 | 2-4 | 0-0 | 0-4 | 4 | 2 | 3 | 0 | 0 | 2 | 30 | 6 |
| Elon | 11-0 | 2-7 | 1-3 | 2-2 | 2-1 | 3 | 6 | 1 | 0 | 0 | 2 | 24 | 7 |
| Hartford | 12-0 | 4-10 | 2-5 | 2-4 | 2-2 | 4 | 4 | 2 | 0 | 0 | 1 | 27 | 12 |
| at Xavier | 13-0 | 2-7 | 0-2 | 3-4 | 0-2 | 2 | 3 | 2 | 0 | 2 | 3 | 25 | 7 |
| at Duke | 14-1 | 6-14 | 0-1 | 1-1 | 1-3 | 4 | 2 | 2 | 0 | 1 | 1 | 29 | 13 |
| Virginia Tech | 15-2 | 2-8 | 1-4 | 0-1 | 0-0 | 0 | 3 | 2 | 0 | 2 | 0 | 33 | 5 |
| Boston College | 16-3 | 5-7 | 3-4 | 2-2 | 1-3 | 4 | 1 | 0 | 0 | 0 | 1 | 31 | 15 |
| at Florida State | 17-4 | 3-11 | 1-5 | 0-2 | 0-0 | 0 | 3 | 2 | 0 | 2 | 3 | 34 | 7 |
| Georgia Tech | 18-5 | 6-13 | 3-7 | 1-2 | 1-3 | 4 | 1 | 3 | 0 | 1 | 3 | 32 | 16 |
| at Maryland | 19-6 | 6-12 | 3-5 | 2-2 | 0-1 | 1 | 1 | 0 | 0 | 2 | 2 | 29 | 17 |
| at Virginia Tech | 20-7 | 0-2 | 0-1 | 0-0 | 1-1 | 2 | 4 | 3 | 0 | 1 | 4 | 29 | 0 |
| Clemson | 21-8 | 1-3 | 0-1 | 3-4 | 0-3 | 3 | 0 | 2 | 1 | 0 | 1 | 27 | 5 |
| at Wake Forest | 22-8 | 1-5 | 1-3 | 0-0 | 1-3 | 4 | 2 | 2 | 0 | 1 | 2 | 24 | 3 |
| North Carolina | 23-8 | 4-10 | 1-3 | 1-2 | 0-3 | 3 | 1 | 0 | 2 | 2 | 2 | 26 | 10 |
| at Boston Coll. | 24-8 | 1-4 | 1-3 | 4-4 | 0-2 | 2 | 5 | 3 | 0 | 0 | 2 | 24 | 7 |
| NC State | 25-8 | 5-10 | 2-4 | 3-4 | 1-5 | 6 | 1 | 0 | 0 | 2 | 2 | 24 | 15 |
| at Miami | 26-8 | 0-3 | 0-2 | 5-6 | 0-0 | 0 | 1 | 1 | 0 | 0 | 2 | 21 | 5 |
| at Georgia Tech | 27-8 | 4-9 | 2-5 | 0-0 | 2-5 | 7 | 4 | 2 | 0 | 4 | 3 | 26 | 10 |

SINGLE GAME BESTS (at Virginia)

POINTS

Season: 17 at Maryland (1/30/08)
 Career: 17 at Maryland (1/30/08)
 ACC: 17 at Maryland (1/30/08)

REBOUNDS

Season: 8 vs. Howard (11/14/07)
 Career: 8 vs. Howard (11/14/07)
 ACC: 7 at Georgia Tech (3/3/08)

FG MADE

Season: 6 on four occasions
 Career: 6 on four occasions
 ACC: 6 on three occasions

FG ATTEMPTS

Season: 14 at Duke (1/13/08)
 Career: 14 at Duke (1/13/08)
 ACC: 14 at Duke (1/13/08)

3 PT FG MADE

Season: 4 vs. Northwestern (11/27/07)
 Career: 4 vs. Northwestern (11/27/07)
 ACC: 3 on three occasions

3 PT FG ATTEMPTS

Season: 7 vs. Syracuse (12/5/07), vs. Ga Tech (1/27/08)
 Career: 7 vs. Syracuse (12/5/07), vs. Ga Tech (1/27/08)
 ACC: 7 vs. Georgia Tech (1/27/08)

FT MADE

Season: 5 at Miami (3/1/08)
 Career: 5 at Miami (3/1/08)
 ACC: 5 at Miami (3/1/08)

FT ATTEMPTS

Season: 6 at Miami (3/1/08)
 Career: 6 at Miami (3/1/08)
 ACC: 6 at Miami (3/1/08)

ASSISTS

Season: 6 vs. Elon (12/22/07)
 Career: 6 vs. Elon (12/22/07)
 ACC: 5 at Boston College (2/17/08)

TURNOVERS

Season: 3 on five occasions
 Career: 3 on five occasions
 ACC: 3 on three occasions

BLOCKS

Season: 2 vs. North Carolina (2/12/08)
 Career: 2 vs. North Carolina (2/12/08)
 ACC: 2 vs. North Carolina (2/12/08)

STEALS

Season: 4 at Georgia Tech (3/3/08)
 Career: 4 at Georgia Tech (3/3/08)
 ACC: 4 at Georgia Tech (3/3/08)

MINUTES

Season: 34 at Florida State (1/23/08)
 Career: 34 at Florida State (1/23/08)
 ACC: 34 at Florida State (1/23/08)

CAREER STATISTICS (at Virginia)

| Year | G-GS | Min-Avg. | FG-FGA | Pct. | 3FG-3FGA | Pct. | FT-FTA | Pct. | Off-Def. | Reb-Avg. | PF-DQ | Ast | TO | Blk | Stl | Pts-Avg |
|---------------|---------------------------------|-----------------|---------------|-------------|--------------|-------------|--------------|-------------|--------------|---------------|-------------|-----------|-----------|----------|-----------|----------------|
| 2006-07 | Did not play after transferring | | | | | | | | | | | | | | | |
| ACC | | | | | | | | | | | | | | | | |
| 2007-08 | 27-8 | 688-25.5 | 88-204 | .431 | 39-95 | .411 | 33-49 | .673 | 15-58 | 73-2.7 | 53-0 | 64 | 43 | 3 | 25 | 248-9.2 |
| ACC | 14-8 | 389-27.8 | 44-111 | .396 | 18-48 | .375 | 22-30 | .733 | 8-32 | 40-2.9 | 28-0 | 29 | 22 | 3 | 18 | 128-9.1 |
| CAREER | 27-8 | 688-25.5 | 88-204 | .431 | 39-95 | .411 | 33-49 | .673 | 15-58 | 73-2.7 | 53-0 | 64 | 43 | 3 | 25 | 248-9.2 |
| ACC | 14-8 | 389-27.8 | 44-111 | .396 | 18-48 | .375 | 22-30 | .733 | 8-32 | 40-2.9 | 28-0 | 29 | 22 | 3 | 18 | 128-9.1 |



ANDY BURNS

#31

Sophomore • Forward • 6-8 • 212 • Alexandria, Va. • Bishop Ireton H.S.

THIS SEASON:

- Scored his first two points of the season vs. Northwestern
- Had his first career assist at Penn
- Had two rebounds in two minutes of playing time in the season opener vs. Vermont
- Had one rebound and one assist in four minutes of action in the exhibition vs. Carson-Newman

SINGLE GAME BESTS

POINTS

Season: 2 vs. Northwestern (11/27/07)
 Career: 4 vs. UMES (11/26/06)
 ACC: --

REBOUNDS

Season: 2 vs. Vermont (11/11/07)
 Career: 3 vs. UMES (11/26/06)
 ACC: 1 at Virginia Tech (2/10/07)

FG MADE

Season: 1 vs. Northwestern (11/27/07)
 Career: 1 on three occasions
 ACC: --

FG ATTEMPTS

Season: 1 on five occasions
 Career: 2 vs. UMES (11/26/06), vs. Longwood (2/13/07)
 ACC: --

3 PT FG MADE

Season: --
 Career: 1 vs. Longwood (2/13/07)
 ACC: --

3 PT FG ATTEMPTS

Season: 1 vs. Longwood (12/7/07)
 Career: 1 on three occasions
 ACC: --

FT MADE

Season: 1 at Xavier (1/3/08)
 Career: 2 vs. UMES (11/26/06)
 ACC: --

FT ATTEMPTS

Season: 2 at Xavier (1/3/08)
 Career: 4 vs. UMES (11/26/06)
 ACC: --

ASSISTS

Season: 1 at Penn (11/23/07), vs. Longwood (12/7/07)
 Career: 1 at Penn (11/23/07), vs. Longwood (12/7/07)
 ACC: --

TURNOVERS

Season: 1 at Penn (11/23/07), vs. Longwood (12/7/07)
 Career: 1 on three occasions
 ACC: --

BLOCKS

Season: --
 Career: 1 vs. Longwood (2/13/07)
 ACC: --

STEALS

Season: --
 Career: --
 ACC: --

MINUTES


Season: 4 vs. Northwestern (11/27/07), at Xavier (1/3/08)
 Career: 7 vs. UMES (11/26/06)
 ACC: 1 on three occasions

2007-08 GAME-BY-GAME:

| Opponent | GP-GS | FG-FGA | 3FG-3FGA | FT-FTA | Off-Def | Total | A | TO | Blk | Stl | PF | Min | Pts |
|------------------|-------|--------|----------|--------|---------|-------|---|----|-----|-----|----|-----|-----|
| Vermont | 1-0 | 0-0 | 0-0 | 0-0 | 1-1 | 2 | 0 | 0 | 0 | 0 | 1 | 2 | 0 |
| Howard | 2-0 | 0-1 | 0-0 | 0-0 | 0-0 | 0 | 0 | 0 | 0 | 0 | 0 | 2 | 0 |
| at Arizona | DNP | | | | | | | | | | | | |
| Drexel | DNP | | | | | | | | | | | | |
| at Penn | 3-0 | 0-1 | 0-0 | 0-0 | 1-0 | 1 | 1 | 1 | 0 | 0 | 1 | 2 | 0 |
| vs. Seton Hall | DNP | | | | | | | | | | | | |
| Northwestern | 4-0 | 1-1 | 0-0 | 0-0 | 0-0 | 0 | 0 | 0 | 0 | 0 | 1 | 4 | 2 |
| Syracuse | DNP | | | | | | | | | | | | |
| Longwood | 5-0 | 0-1 | 0-1 | 0-0 | 0-0 | 0 | 1 | 1 | 0 | 0 | 0 | 3 | 0 |
| Hampton | DNP | | | | | | | | | | | | |
| Elon | 6-0 | 0-1 | 0-0 | 0-0 | 0-0 | 0 | 0 | 0 | 0 | 0 | 0 | 2 | 0 |
| Hartford | DNP | | | | | | | | | | | | |
| at Xavier | 7-0 | 0-0 | 0-0 | 1-2 | 0-1 | 1 | 0 | 0 | 0 | 0 | 0 | 4 | 1 |
| at Duke | DNP | | | | | | | | | | | | |
| Virginia Tech | DNP | | | | | | | | | | | | |
| Boston College | DNP | | | | | | | | | | | | |
| at Florida State | DNP | | | | | | | | | | | | |
| Georgia Tech | DNP | | | | | | | | | | | | |
| at Maryland | DNP | | | | | | | | | | | | |
| at Virginia Tech | DNP | | | | | | | | | | | | |
| Clemson | 8-0 | 0-0 | 0-0 | 0-0 | 0-0 | 0 | 0 | 0 | 0 | 0 | 0 | 1 | 0 |
| at Wake Forest | DNP | | | | | | | | | | | | |
| North Carolina | DNP | | | | | | | | | | | | |
| at Boston Coll. | DNP | | | | | | | | | | | | |
| NC State | DNP | | | | | | | | | | | | |
| at Miami | DNP | | | | | | | | | | | | |
| at Georgia Tech | DNP | | | | | | | | | | | | |

CAREER STATISTICS

| Year | G-GS | Min-Avg. | FG-FGA | Pct. | 3FG-3FGA | Pct. | FT-FTA | Pct. | Off-Def. | Reb-Avg. | PF-DQ | Ast | TO | Blk | Stl | Pts-Avg |
|---------------|-------------|---------------|------------|-------------|------------|-------------|-------------|-------------|------------|---------------|------------|----------|----------|----------|----------|---------------|
| 2006-07 | 13-0 | 20-1.5 | 2-4 | .500 | 1-2 | .500 | 2-8 | .250 | 1-5 | 6-0.5 | 2-0 | 0 | 1 | 1 | 0 | 7-0.5 |
| ACC | 3-0 | 2-0.7 | 0-0 | .000 | 0-0 | .000 | 0-0 | .000 | 0-1 | 1-0.3 | 0-0 | 0 | 0 | 0 | 0 | 0-0.0 |
| 2007-08 | 8-0 | 20-2.5 | 1-5 | .200 | 0-1 | .000 | 1-2 | .500 | 2-2 | 4-0.5 | 3-0 | 2 | 2 | 0 | 0 | 3-0.4 |
| ACC | 1-0 | 1-1.0 | 0-0 | .000 | 0-0 | .000 | 0-0 | .000 | 0-0 | 0-0.0 | 0-0 | 0 | 0 | 0 | 0 | 0-0.0 |
| CAREER | 21-0 | 40-1.9 | 3-9 | .333 | 1-3 | .333 | 3-10 | .300 | 3-7 | 10-0.5 | 5-0 | 2 | 3 | 1 | 0 | 10-0.5 |
| ACC | 4-0 | 3-0.8 | 0-0 | .000 | 0-0 | .000 | 0-0 | .000 | 0-1 | 1-0.3 | 0-0 | 0 | 0 | 0 | 0 | 0-0.0 |



MAMADI DIANE

#24

Junior • Guard/Forward • 6-5 • 201 • Potomac, Md. • DeMatha Catholic H.S.

THIS SEASON:

- Scored in double figures in 16 games this season
- Played off the bench the last six games after starting the first 21 games
- Scored 20 points at Boston College, his fifth 20-point game of the season
- Had 16 points and tied a career-high with four assists at Maryland
- Had 16 points and eight rebounds in a career-high 42 minutes vs. Georgia Tech
- Scored 21 points at Florida State and 20 points vs. Boston College, the first time in his career he has scored at least 20 points in consecutive games
- Tied a season-high with nine rebounds vs. Virginia Tech (1/16)
- Had 11 points and six rebounds at Duke
- Had 20 points, a season-high nine rebounds, three steals, two assists, and two blocks vs. Hartford
- Scored a season-high 22 points, including a career-high six 3-point FG, vs. Northwestern
- Had 12 points and eight rebounds vs. Seton Hall
- Had 13 points, four rebounds and two steals at Penn
- Had 11 points and two rebounds vs. Drexel
- Scored nine points (3-3 3FG) and tied a career high with three blocks at Arizona
- Scored 14 points (5-8 FG, 4-7 3FG) against Howard
- Had 10 points and a team-high eight rebounds in the season opener vs. Vermont

2007-08 GAME-BY GAME:

| Opponent | GP-GS | FG-FGA | 3FG-3FGA | FT-FTA | Off-Def | Total | A | TO | Blk | Stl | PF | Min | Pts |
|------------------|-------|--------|----------|--------|---------|-------|---|----|-----|-----|----|-----|-----|
| Vermont | 1-1 | 4-7 | 1-3 | 1-3 | 1-7 | 8 | 1 | 4 | 0 | 0 | 2 | 29 | 10 |
| Howard | 2-2 | 5-8 | 4-7 | 0-0 | 1-1 | 2 | 1 | 2 | 0 | 1 | 2 | 20 | 14 |
| at Arizona | 3-3 | 3-4 | 3-3 | 0-0 | 0-1 | 1 | 1 | 3 | 3 | 0 | 2 | 36 | 9 |
| Drexel | 4-4 | 3-7 | 2-4 | 3-4 | 2-0 | 2 | 0 | 3 | 0 | 0 | 3 | 28 | 11 |
| at Penn | 5-5 | 5-10 | 1-3 | 2-2 | 1-3 | 4 | 1 | 0 | 1 | 2 | 4 | 25 | 13 |
| vs. Seton Hall | 6-6 | 4-7 | 2-4 | 2-3 | 4-4 | 8 | 2 | 1 | 2 | 0 | 2 | 33 | 12 |
| Northwestern | 7-7 | 6-11 | 6-9 | 4-4 | 1-6 | 7 | 3 | 3 | 1 | 0 | 2 | 29 | 22 |
| Syracuse | 8-8 | 4-7 | 2-4 | 0-0 | 0-2 | 2 | 0 | 0 | 1 | 1 | 3 | 33 | 10 |
| Longwood | 9-9 | 4-11 | 2-5 | 1-2 | 1-3 | 4 | 1 | 0 | 1 | 0 | 1 | 18 | 11 |
| Hampton | 10-10 | 0-5 | 0-2 | 0-0 | 0-1 | 1 | 3 | 1 | 0 | 0 | 1 | 18 | 0 |
| Elon | 11-11 | 4-8 | 0-3 | 1-2 | 0-0 | 0 | 1 | 1 | 0 | 2 | 1 | 30 | 9 |
| Hartford | 12-12 | 6-8 | 4-5 | 4-6 | 1-8 | 9 | 2 | 3 | 2 | 3 | 3 | 34 | 20 |
| at Xavier | 13-13 | 2-8 | 1-3 | 2-3 | 1-1 | 2 | 1 | 0 | 0 | 0 | 1 | 17 | 7 |
| at Duke | 14-14 | 3-12 | 1-5 | 4-5 | 3-3 | 6 | 1 | 0 | 0 | 0 | 2 | 32 | 11 |
| Virginia Tech | 15-15 | 3-10 | 0-2 | 2-5 | 2-7 | 9 | 2 | 3 | 0 | 0 | 4 | 38 | 8 |
| Boston College | 16-16 | 6-14 | 4-10 | 4-5 | 1-4 | 5 | 2 | 3 | 0 | 1 | 4 | 34 | 20 |
| at Florida State | 17-17 | 6-12 | 5-9 | 4-4 | 2-3 | 5 | 0 | 1 | 0 | 1 | 2 | 37 | 21 |
| Georgia Tech | 18-18 | 5-17 | 3-9 | 3-5 | 7-1 | 8 | 0 | 1 | 1 | 0 | 2 | 42 | 16 |
| at Maryland | 19-19 | 6-13 | 2-6 | 2-2 | 2-1 | 3 | 4 | 2 | 0 | 1 | 2 | 34 | 16 |
| at Virginia Tech | 20-20 | 2-8 | 1-4 | 3-7 | 0-4 | 4 | 0 | 2 | 1 | 0 | 3 | 36 | 8 |
| Clemson | 21-21 | 1-8 | 0-2 | 0-0 | 0-1 | 1 | 0 | 1 | 0 | 1 | 1 | 24 | 2 |
| at Wake Forest | 22-21 | 2-9 | 0-2 | 5-6 | 5-1 | 6 | 1 | 1 | 0 | 0 | 2 | 17 | 9 |
| North Carolina | 23-21 | 4-11 | 1-6 | 0-0 | 3-4 | 7 | 2 | 2 | 0 | 0 | 3 | 29 | 9 |
| at Boston Coll. | 24-21 | 6-12 | 3-5 | 5-6 | 1-3 | 4 | 1 | 2 | 0 | 0 | 4 | 35 | 20 |
| NC State | 25-21 | 4-8 | 1-2 | 0-4 | 1-3 | 4 | 0 | 2 | 1 | 2 | 1 | 25 | 9 |
| at Miami | 26-21 | 0-2 | 0-1 | 1-2 | 0-1 | 1 | 1 | 1 | 1 | 0 | 3 | 27 | 1 |
| at Georgia Tech | 27-21 | 4-9 | 0-2 | 2-4 | 4-2 | 6 | 0 | 5 | 1 | 0 | 3 | 27 | 10 |

SINGLE GAME BESTS

POINTS

Season: 22 vs. Northwestern (11/27/07)
 Career: 26 vs. Maryland (1/16/07)
 ACC: 26 vs. Maryland (1/16/07)

REBOUNDS

Season: 9 vs. Hartford (12/30/07), vs. Va Tech (1/16/08)
 Career: 11 vs. Hampton (12/16/06)
 ACC: 10 vs. Wake Forest (2/4/06)

FG MADE

Season: 6 on six occasions
 Career: 9 vs. Maryland (1/16/07)
 ACC: 9 vs. Maryland (1/16/07)

FG ATTEMPTS

Season: 17 vs. Georgia Tech (1/27/08)
 Career: 17 vs. Georgia Tech (1/27/08)
 ACC: 17 vs. Georgia Tech (1/27/08)

3 PT FG MADE

Season: 6 vs. Northwestern (11/27/07)
 Career: 6 vs. Northwestern (11/27/07)
 ACC: 5 at Florida State (1/23/08)

3 PT FG ATTEMPTS

Season: 10 vs. Boston College (1/19/08)
 Career: 10 vs. Boston College (1/19/08)
 ACC: 10 vs. Boston College (1/19/08)

FT MADE

Season: 5 at WF (2/9/08), at BC (2/17/08)
 Career: 7 vs. Loyola (12/23/05), vs. UMES (11/26/06)
 ACC: 6 vs. Maryland (1/16/07)

FT ATTEMPTS

Season: 7 at Virginia Tech (2/2/08)
 Career: 8 vs. Loyola (12/23/05)
 ACC: 7 vs. Md (1/16/07), at VT (2/2/08)

ASSISTS

Season: 4 at Maryland (1/30/08)
 Career: 4 vs. Loyola (12/23/05), at Md (1/30/08)
 ACC: 4 at Maryland (1/30/08)

TURNOVERS

Season: 5 at Georgia Tech (3/3/08)
 Career: 5 vs. Morgan St. (11/19/06), at GT (3/3/08)
 ACC: 5 at Georgia Tech (3/3/08)

BLOCKS

Season: 3 at Arizona (11/17/07)
 Career: 3 vs. Liberty (11/18/05), at Arizona (11/17/07)
 ACC: 2 on 4 occasions

STEALS


Season: 3 vs. Hartford (12/30/07)
 Career: 4 vs. Maryland (1/16/07)
 ACC: 4 vs. Maryland (1/16/07)

MINUTES

Season: 42 vs. Georgia Tech (1/27/08)
 Career: 42 vs. Georgia Tech (1/27/08)
 ACC: 42 vs. Georgia Tech (1/27/08)

CAREER STATISTICS

| Year | G-GS | Min-Avg. | FG-FGA | Pct. | 3FG-3FGA | Pct. | FT-FTA | Pct. | Off-Def. | Reb-Avg. | PF-DQ | Ast | TO | Blk | Stl | Pts-Avg |
|---------------|--------------|------------------|----------------|-------------|----------------|-------------|----------------|-------------|----------------|----------------|--------------|------------|------------|-----------|-----------|----------------|
| 2005-06 | 30-11 | 668-22.3 | 65-193 | .337 | 16-66 | .242 | 35-43 | .814 | 33-79 | 112-3.7 | 42-0 | 32 | 36 | 11 | 22 | 181-6.0 |
| ACC | 16-1 | 321-20.1 | 31-94 | .330 | 7-36 | .194 | 12-15 | .800 | 20-39 | 59-3.7 | 22-0 | 17 | 17 | 3 | 10 | 81-5.1 |
| 2006-07 | 32-32 | 883-27.6 | 111-251 | .442 | 42-120 | .350 | 43-57 | .754 | 34-78 | 112-3.5 | 61-3 | 38 | 42 | 13 | 26 | 307-9.6 |
| ACC | 16-16 | 446-27.9 | 49-132 | .371 | 18-64 | .281 | 18-27 | .667 | 17-37 | 54-3.4 | 32-2 | 18 | 21 | 8 | 15 | 134-8.4 |
| 2007-08 | 27-21 | 787-29.1 | 102-246 | .415 | 49-120 | .408 | 55-84 | .655 | 44-75 | 119-4.4 | 63-0 | 31 | 47 | 16 | 15 | 308-11.4 |
| ACC | 14-8 | 437-31.2 | 52-145 | .359 | 21-65 | .323 | 35-55 | .636 | 31-38 | 69-4.9 | 36-0 | 14 | 26 | 5 | 6 | 160-11.4 |
| CAREER | 89-64 | 2338-26.3 | 278-690 | .403 | 107-306 | .350 | 133-184 | .723 | 111-232 | 343-3.9 | 166-3 | 101 | 125 | 40 | 63 | 796-8.9 |
| ACC | 46-25 | 1204-26.2 | 132-371 | .356 | 46-165 | .279 | 65-97 | .670 | 68-114 | 182-4.0 | 90-2 | 49 | 64 | 16 | 31 | 375-8.2 |



MUSTAPHA FARRAKHAN

#2

Freshman • Guard • 6-4 • 175 • Harvey, Ill. • Thornton Township H.S.

THIS SEASON:

- Had a career-high four rebounds at Maryland, playing a career-high 12 minutes
- Scored three points vs. Georgia Tech
- Had three points at Xavier
- Scored two points vs. Elon
- Had two points and an assist vs. Hampton
- Scored his first career points (4) in 10 minutes of action vs. Howard
- Made his Cavalier debut vs. Vermont, playing four minutes
- Had 13 points and five rebounds in the exhibition game against Carson-Newman

SINGLE GAME BESTS

POINTS

Season: 4 vs. Howard (11/14/07)
 Career: 4 vs. Howard (11/14/07)
 ACC: 3 vs. Georgia Tech (1/27/08)

REBOUNDS

Season: 4 at Maryland (1/30/08)
 Career: 4 at Maryland (1/30/08)
 ACC: 4 at Maryland (1/30/08)

FG MADE

Season: 2 vs. Howard (11/14/07)
 Career: 2 vs. Howard (11/14/07)
 ACC: 1 vs. Georgia Tech (1/27/08)

FG ATTEMPTS

Season: 6 vs. Howard (11/14/07)
 Career: 6 vs. Howard (11/14/07)
 ACC: 5 vs. Georgia Tech (1/27/08)

3 PT FG MADE

Season: 1 at Xavier (1/3/08), vs. Ga Tech (1/27/08)
 Career: 1 at Xavier (1/3/08), vs. Ga Tech (1/27/08)
 ACC: 1 vs. Georgia Tech (1/27/08)

3 PT FG ATTEMPTS

Season: 3 vs. Georgia Tech (1/27/08)
 Career: 3 vs. Georgia Tech (1/27/08)
 ACC: 3 vs. Georgia Tech (1/27/08)

FT MADE

Season: 1 at Maryland (1/30/08)
 Career: 1 at Maryland (1/30/08)
 ACC: 1 at Maryland (1/30/08)

FT ATTEMPTS

Season: 2 vs. Hartford (12/30/07), at Md (1/30/08)
 Career: 2 vs. Hartford (12/30/07), at Md (1/30/08)
 ACC: 2 at Maryland (1/30/08)

ASSISTS

Season: 1 on four occasions
 Career: 1 on four occasions
 ACC: 1 vs. Georgia Tech (1/27/08)

TURNOVERS

Season: 3 at Penn (11/23/07)
 Career: 3 at Penn (11/23/07)
 ACC: 2 vs. Clemson (2/7/08)

BLOCKS

Season: --
 Career: --
 ACC: --

STEALS

Season: 1 vs. Howard (11/14/07), at Xavier (1/3/08)
 Career: 1 vs. Howard (11/14/07), at Xavier (1/3/08)
 ACC: --

MINUTES


Season: 12 at Md (1/30/08), vs. Clemson (2/7/08)
 Career: 12 at Md (1/30/08), vs. Clemson (2/7/08)
 ACC: 12 at Md (1/30/08), vs. Clemson (2/7/08)

2007-08 GAME-BY-GAME:

| Opponent | GP-GS | FG-FGA | 3FG-3FGA | FT-FTA | Off-Def | Total | A | TO | Blk | Stl | PF | Min | Pts |
|------------------|-------|--------|----------|--------|---------|-------|---|----|-----|-----|----|-----|-----|
| Vermont | 1-0 | 0-2 | 0-0 | 0-0 | 0-0 | 0 | 0 | 0 | 0 | 0 | 1 | 4 | 0 |
| Howard | 2-0 | 2-6 | 0-1 | 0-0 | 1-1 | 2 | 1 | 0 | 0 | 1 | 2 | 10 | 4 |
| at Arizona | 3-0 | 0-0 | 0-0 | 0-0 | 0-0 | 0 | 0 | 0 | 0 | 0 | 0 | 2 | 0 |
| Drexel | 4-0 | 0-1 | 0-0 | 0-0 | 0-2 | 2 | 0 | 0 | 0 | 0 | 0 | 3 | 0 |
| at Penn | 5-0 | 0-2 | 0-2 | 0-0 | 0-2 | 2 | 0 | 3 | 0 | 0 | 0 | 10 | 0 |
| vs. Seton Hall | DNP | | | | | | | | | | | | |
| Northwestern | 6-0 | 1-3 | 0-2 | 0-0 | 0-1 | 1 | 0 | 1 | 0 | 0 | 0 | 8 | 2 |
| Syracuse | DNP | | | | | | | | | | | | |
| Longwood | 7-0 | 0-0 | 0-0 | 0-0 | 0-0 | 0 | 0 | 0 | 0 | 0 | 0 | 2 | 0 |
| Hampton | 8-0 | 1-3 | 0-1 | 0-0 | 0-0 | 0 | 1 | 0 | 0 | 0 | 0 | 5 | 2 |
| Elon | 9-0 | 1-2 | 0-1 | 0-0 | 0-0 | 0 | 0 | 2 | 0 | 0 | 0 | 7 | 2 |
| Hartford | 10-0 | 0-0 | 0-0 | 0-2 | 0-1 | 1 | 1 | 2 | 0 | 0 | 1 | 3 | 0 |
| at Xavier | 11-0 | 1-5 | 1-2 | 0-0 | 1-0 | 1 | 0 | 0 | 0 | 1 | 0 | 10 | 3 |
| at Duke | 12-0 | 0-0 | 0-0 | 0-1 | 0-0 | 0 | 0 | 1 | 0 | 0 | 0 | 4 | 0 |
| Virginia Tech | DNP | | | | | | | | | | | | |
| Boston College | DNP | | | | | | | | | | | | |
| at Florida State | DNP | | | | | | | | | | | | |
| Georgia Tech | 13-0 | 1-5 | 1-3 | 0-0 | 0-1 | 1 | 1 | 0 | 0 | 0 | 0 | 6 | 3 |
| at Maryland | 14-0 | 0-1 | 0-1 | 1-2 | 1-3 | 4 | 0 | 0 | 0 | 0 | 1 | 12 | 1 |
| at Virginia Tech | 15-0 | 0-2 | 0-1 | 0-0 | 0-0 | 0 | 0 | 0 | 0 | 0 | 1 | 5 | 0 |
| Clemson | 16-0 | 0-4 | 0-1 | 0-0 | 1-0 | 1 | 0 | 2 | 0 | 0 | 1 | 12 | 0 |
| at Wake Forest | 17-0 | 0-1 | 0-1 | 0-0 | 0-0 | 0 | 0 | 0 | 0 | 0 | 0 | 4 | 0 |
| North Carolina | DNP | | | | | | | | | | | | |
| at Boston Coll. | DNP | | | | | | | | | | | | |
| NC State | DNP | | | | | | | | | | | | |
| at Miami | DNP | | | | | | | | | | | | |
| at Georgia Tech | DNP | | | | | | | | | | | | |

CAREER STATISTICS

| Year | G-GS | Min-Avg. | FG-FGA | Pct. | 3FG-3FGA | Pct. | FT-FTA | Pct. | Off-Def. | Reb-Avg. | PF-DQ | Ast | TO | Blk | Stl | Pts-Avg |
|---------------|-------------|----------------|-------------|-------------|-------------|-------------|------------|-------------|-------------|---------------|------------|----------|-----------|----------|----------|---------------|
| 2007-08 | 17-0 | 107-6.3 | 7-37 | .189 | 2-16 | .125 | 1-5 | .200 | 4-11 | 15-0.9 | 7-0 | 4 | 11 | 0 | 2 | 17-1.0 |
| ACC | 6-0 | 43-7.2 | 1-13 | .077 | 1-7 | .143 | 1-3 | .333 | 2-4 | 6-1.0 | 3-0 | 1 | 3 | 0 | 0 | 4-0.7 |
| CAREER | 17-0 | 107-6.3 | 7-37 | .189 | 2-16 | .125 | 1-5 | .200 | 4-11 | 15-0.9 | 7-0 | 4 | 11 | 0 | 2 | 17-1.0 |
| ACC | 6-0 | 43-7.2 | 1-13 | .077 | 1-7 | .143 | 1-3 | .333 | 2-4 | 6-1.0 | 3-0 | 1 | 3 | 0 | 0 | 4-0.7 |



WILL HARRIS

#43

Sophomore • Forward/Guard • 6-6 • 245 • Corona, N.Y. • Brewster Academy

THIS SEASON:

- Had six points and four rebounds at Xavier
- Made a career-high two 3-point field goals and tied a season-high with seven points vs. Elon
- Had four points and tied his career-high with eight rebounds vs. Longwood
- Scored seven points (3-3 FG) vs. Syracuse
- Had four rebounds vs. Northwestern
- Had six points (3-6 FG) along with three rebounds at Penn
- Scored two points and had six rebounds vs. Howard
- Played two minutes in the season opener vs. Vermont

SINGLE GAME BESTS

POINTS

Season: 7 vs. Syracuse (12/5/07), vs. Elon (12/22/07)
 Career: 16 vs. Morgan State (11/19/06)
 ACC: 14 vs. NC State (12/3/06)

REBOUNDS

Season: 8 vs. Longwood (12/7/07)
 Career: 8 on three occasions
 ACC: 6 vs. NC State (12/3/06)

FG MADE

Season: 3 at Penn (11/23/07), vs. Syracuse (12/5/07)
 Career: 7 vs. Morgan State (11/19/06)
 ACC: 5 vs. NC State (12/3/06)

FG ATTEMPTS

Season: 6 at Penn (11/23/07)
 Career: 12 vs. Morgan State (11/19/06)
 ACC: 6 on 4 occasions

3 PT FG MADE

Season: 2 vs. Elon (12/22/07)
 Career: 2 vs. Elon (12/22/07)
 ACC: 1 on 6 occasions

3 PT FG ATTEMPTS

Season: 3 vs. Elon (12/22/07)
 Career: 3 vs. UMES (11/26/06), vs. Elon (12/22/07)
 ACC: 2 vs. NC State (12/3/06), vs. Miami (2/3/07)

FT MADE

Season: 2 on three occasions
 Career: 3 vs. Arizona (11/12/06), vs. NC State (12/3/06)
 ACC: 3 vs. NC State (12/3/06)

FT ATTEMPTS

Season: 3 vs. Longwood (12/7/07)
 Career: 4 on 3 occasions
 ACC: 4 vs. NC State (12/3/06), at Va. Tech (2/10/07)

ASSISTS

Season: 1 on three occasions
 Career: 4 vs. Gonzaga (1/3/07)
 ACC: 1 on three occasions

TURNOVERS

Season: 2 on four occasions
 Career: 5 vs. Morgan State (11/19/06)
 ACC: 3 vs. Maryland (1/16/07)

BLOCKS

Season: --
 Career: 2 vs. Longwood (2/13/07)
 ACC: 1 vs. Georgia Tech (2/24/07)

STEALS

Season: 1 on 3 occasions
 Career: 1 on 9 occasions
 ACC: 1 on 5 occasions

MINUTES


Season: 20 vs. Longwood (12/7/07)
 Career: 26 vs. Puerto Rico-Mayaguez (12/21/06)
 ACC: 22 at Virginia Tech (2/10/07)

2007-08 GAME-BY-GAME:

| Opponent | GP-GS | FG-FGA | 3FG-3FGA | FT-FTA | Off-Def | Total | A | TO | Blk | Stl | PF | Min | Pts |
|------------------|-------|--------|----------|--------|---------|-------|---|----|-----|-----|----|-----|-----|
| Vermont | 1-0 | 0-1 | 0-0 | 0-0 | 0-0 | 0 | 0 | 0 | 0 | 0 | 0 | 2 | 0 |
| Howard | 2-0 | 1-2 | 0-0 | 0-0 | 1-5 | 6 | 0 | 2 | 0 | 0 | 1 | 9 | 2 |
| at Arizona | 3-0 | 0-1 | 0-0 | 0-0 | 0-0 | 0 | 0 | 1 | 0 | 0 | 1 | 2 | 0 |
| Drexel | DNP | | | | | | | | | | | | |
| at Penn | 4-0 | 3-6 | 0-1 | 0-1 | 1-2 | 3 | 1 | 0 | 0 | 1 | 0 | 13 | 6 |
| vs. Seton Hall | 5-0 | 0-1 | 0-0 | 2-2 | 0-1 | 1 | 0 | 0 | 0 | 0 | 0 | 3 | 2 |
| Northwestern | 6-0 | 0-3 | 0-1 | 0-0 | 2-2 | 4 | 0 | 1 | 0 | 1 | 1 | 17 | 0 |
| Syracuse | 7-0 | 3-3 | 1-1 | 0-0 | 1-1 | 2 | 0 | 1 | 0 | 0 | 1 | 9 | 7 |
| Longwood | 8-0 | 1-3 | 0-0 | 2-3 | 5-3 | 8 | 0 | 2 | 0 | 1 | 0 | 20 | 4 |
| Hampton | 9-0 | 0-2 | 0-0 | 2-2 | 2-1 | 3 | 1 | 2 | 0 | 0 | 2 | 9 | 2 |
| Elon | 10-0 | 2-3 | 2-3 | 1-2 | 0-5 | 5 | 0 | 0 | 0 | 0 | 1 | 11 | 7 |
| Hartford | 11-0 | 1-2 | 0-1 | 0-1 | 0-1 | 1 | 0 | 0 | 0 | 0 | 1 | 10 | 2 |
| at Xavier | 12-0 | 2-5 | 1-1 | 1-2 | 2-2 | 4 | 0 | 1 | 0 | 0 | 2 | 16 | 6 |
| at Duke | 13-0 | 0-0 | 0-0 | 0-0 | 0-0 | 0 | 0 | 0 | 0 | 0 | 1 | 1 | 0 |
| Virginia Tech | DNP | | | | | | | | | | | | |
| Boston College | DNP | | | | | | | | | | | | |
| at Florida State | 14-0 | 0-0 | 0-0 | 0-0 | 0-1 | 1 | 0 | 0 | 0 | 0 | 0 | 2 | 0 |
| Georgia Tech | DNP | | | | | | | | | | | | |
| at Maryland | 15-0 | 1-3 | 0-1 | 1-2 | 0-0 | 0 | 1 | 2 | 0 | 0 | 1 | 11 | 3 |
| at Virginia Tech | DNP | | | | | | | | | | | | |
| Clemson | DNP | | | | | | | | | | | | |
| at Wake Forest | DNP | | | | | | | | | | | | |
| North Carolina | DNP | | | | | | | | | | | | |
| at Boston Coll. | DNP | | | | | | | | | | | | |
| NC State | DNP | | | | | | | | | | | | |
| at Miami | DNP | | | | | | | | | | | | |
| at Georgia Tech | DNP | | | | | | | | | | | | |

CAREER STATISTICS

| Year | G-GS | Min-Avg. | FG-FGA | Pct. | 3FG-3FGA | Pct. | FT-FTA | Pct. | Off-Def. | Reb-Avg. | PF-DQ | Ast | TO | Blk | Stl | Pts-Avg |
|---------------|-------------|-----------------|---------------|-------------|--------------|-------------|--------------|-------------|--------------|----------------|-------------|-----------|-----------|----------|----------|----------------|
| 2006-07 | 32-3 | 444-13.9 | 45-121 | .372 | 9-36 | .250 | 16-24 | .667 | 39-64 | 103-3.2 | 48-0 | 13 | 31 | 9 | 6 | 115-3.6 |
| ACC | 16-0 | 189-11.8 | 22-53 | .415 | 5-15 | .333 | 8-13 | .615 | 15-28 | 43-2.7 | 25-0 | 2 | 16 | 1 | 5 | 57-3.6 |
| 2007-08 | 15-0 | 135-9.0 | 14-35 | .400 | 4-9 | .444 | 9-15 | .600 | 14-24 | 38-2.5 | 12-0 | 3 | 12 | 0 | 3 | 41-2.7 |
| ACC | 3-0 | 14-4.7 | 1-3 | .333 | 0-1 | .000 | 1-2 | .500 | 0-1 | 1-0.3 | 2-0 | 1 | 2 | 0 | 0 | 3-1.0 |
| CAREER | 47-3 | 579-12.3 | 59-156 | .378 | 13-45 | .289 | 25-39 | .641 | 53-88 | 141-3.0 | 60-0 | 16 | 43 | 9 | 9 | 156-3.3 |
| ACC | 19-0 | 203-10.7 | 23-56 | .411 | 5-16 | .313 | 9-15 | .600 | 15-29 | 44-2.3 | 27-0 | 3 | 18 | 1 | 5 | 60-3.2 |



JEFF JONES

#1

Freshman • Guard • 6-4 • 193 • Chester, Pa. • Monsignor Bonner H.S.

THIS SEASON:

- Started the last six games and the first 13 games this season
- Had nine points vs. NC State
- Had four points and a career-high four assists at Boston College (2/17)
- Had seven points vs. North Carolina
- Had four points and four rebounds at Wake Forest
- Had eight points vs. Hartford
- Scored 10 points and had four rebounds vs. Elon
- Had eight points, five rebounds, and two assists vs. Northwestern
- Scored a career-high 15 points (5-7 3FG) at Arizona
- Had first career double-figure scoring game with 10 points vs. Howard
- Started the season opener vs. Vermont, his collegiate debut, and had eight points and six rebounds
- Had 12 points and six rebounds in a start in the exhibition against Carson-Newman

SINGLE GAME BESTS

POINTS

Season: 15 at Arizona (11/17/07)
 Career: 15 at Arizona (11/17/07)
 ACC: 9 vs. NC State (2/24/08)

REBOUNDS

Season: 6 vs. Vermont (11/11/07)
 Career: 6 vs. Vermont (11/11/07)
 ACC: 4 at Wake Forest (2/9/08)

FG MADE

Season: 5 at Arizona (11/17/07)
 Career: 5 at Arizona (11/17/07)
 ACC: 4 vs. NC State (2/24/08)

FG ATTEMPTS

Season: 9 vs. Howard (11/14/07)
 Career: 9 vs. Howard (11/14/07)
 ACC: 8 vs. NC State (2/24/08)

3 PT FG MADE

Season: 5 at Arizona (11/17/07)
 Career: 5 at Arizona (11/17/07)
 ACC: 1 at WF (2/9/08), vs. UNC (2/12/08)

3 PT FG ATTEMPTS

Season: 7 at Arizona (11/17/07)
 Career: 7 at Arizona (11/17/07)
 ACC: 3 vs. North Carolina (2/12/08)

FT MADE

Season: 4 vs. N'western (11/27/07), vs. Hartford (12/30/07)
 Career: 4 vs. N'western (11/27/07), vs. Hartford (12/30/07)
 ACC: 2 on three occasions

FT ATTEMPTS

Season: 5 vs. N'western (11/27/07), vs. Hartford (12/30/07)
 Career: 5 vs. N'western (11/27/07), vs. Hartford (12/30/07)
 ACC: 2 on five occasions

ASSISTS

Season: 4 at Boston College (2/17/08)
 Career: 4 at Boston College (2/17/08)
 ACC: 4 at Boston College (2/17/08)

TURNOVERS

Season: 4 vs. Longwood (12/7/07)
 Career: 4 vs. Longwood (12/7/07)
 ACC: 3 at Duke (1/13/08)

BLOCKS

Season: 1 on four occasions
 Career: 1 on four occasions
 ACC: 1 at Boston College (2/17/08)

STEALS

Season: 3 vs. Howard (11/14/07)
 Career: 3 vs. Howard (11/14/07)
 ACC: 1 on four occasions

MINUTES


Season: 23 vs. Vermont (11/11/07), vs. Hartford (12/30/07)
 Career: 23 vs. Vermont (11/11/07), vs. Hartford (12/30/07)
 ACC: 21 at BC (2/17/08), vs. NCSU (2/24/08)

2007-08 GAME-BY GAME:

| Opponent | GP-GS | FG-FGA | 3FG-3FGA | FT-FTA | Off-Def | Total | A | TO | Blk | Stl | PF | Min | Pts |
|------------------|-------|--------|----------|--------|---------|-------|---|----|-----|-----|----|-----|-----|
| Vermont | 1-1 | 3-4 | 0-0 | 2-3 | 1-5 | 6 | 1 | 0 | 1 | 0 | 0 | 23 | 8 |
| Howard | 2-2 | 4-9 | 0-2 | 2-4 | 2-1 | 3 | 2 | 2 | 1 | 3 | 1 | 21 | 10 |
| at Arizona | 3-3 | 5-8 | 5-7 | 0-0 | 0-1 | 1 | 0 | 3 | 0 | 0 | 3 | 21 | 15 |
| Drexel | 4-4 | 1-3 | 0-0 | 0-0 | 0-2 | 2 | 0 | 2 | 1 | 0 | 0 | 9 | 2 |
| at Penn | 5-5 | 0-1 | 0-1 | 2-4 | 0-0 | 0 | 1 | 1 | 0 | 0 | 4 | 9 | 2 |
| vs. Seton Hall | 6-6 | 2-7 | 0-1 | 0-0 | 1-1 | 2 | 0 | 2 | 0 | 0 | 2 | 18 | 4 |
| Northwestern | 7-7 | 2-8 | 0-2 | 4-5 | 0-5 | 5 | 2 | 0 | 0 | 0 | 2 | 21 | 8 |
| Syracuse | 8-8 | 2-4 | 0-1 | 0-0 | 1-0 | 1 | 1 | 2 | 0 | 1 | 2 | 12 | 4 |
| Longwood | 9-9 | 0-5 | 0-2 | 0-0 | 0-3 | 3 | 0 | 4 | 0 | 1 | 3 | 18 | 0 |
| Hampton | 10-10 | 2-7 | 0-2 | 2-2 | 1-1 | 2 | 2 | 1 | 0 | 0 | 1 | 14 | 6 |
| Elon | 11-11 | 4-8 | 0-2 | 2-2 | 0-4 | 4 | 0 | 1 | 0 | 0 | 0 | 22 | 10 |
| Hartford | 12-12 | 2-3 | 0-0 | 4-5 | 0-1 | 1 | 0 | 2 | 0 | 0 | 1 | 23 | 8 |
| at Xavier | 13-13 | 1-1 | 0-0 | 0-0 | 0-1 | 1 | 0 | 1 | 0 | 0 | 1 | 6 | 2 |
| at Duke | 14-13 | 0-0 | 0-0 | 0-0 | 0-1 | 1 | 0 | 3 | 0 | 0 | 0 | 4 | 0 |
| Virginia Tech | 15-13 | 0-2 | 0-0 | 2-2 | 1-0 | 1 | 0 | 0 | 0 | 0 | 0 | 11 | 2 |
| Boston College | 16-13 | 1-4 | 0-1 | 0-0 | 1-0 | 1 | 0 | 1 | 0 | 0 | 0 | 12 | 2 |
| at Florida State | 17-13 | 0-3 | 0-2 | 0-0 | 0-0 | 0 | 0 | 1 | 0 | 1 | 4 | 10 | 0 |
| Georgia Tech | 18-13 | 0-0 | 0-0 | 0-0 | 0-0 | 0 | 1 | 1 | 0 | 0 | 3 | 4 | 0 |
| at Maryland | 19-13 | 0-0 | 0-0 | 0-0 | 0-1 | 1 | 1 | 1 | 0 | 0 | 0 | 3 | 0 |
| at Virginia Tech | 20-13 | 0-2 | 0-0 | 0-1 | 0-1 | 1 | 0 | 2 | 0 | 1 | 3 | 14 | 0 |
| Clemson | 21-13 | 0-1 | 0-1 | 1-2 | 0-0 | 0 | 0 | 0 | 0 | 0 | 0 | 8 | 1 |
| at Wake Forest | 22-14 | 1-6 | 1-2 | 1-2 | 0-4 | 4 | 0 | 2 | 0 | 0 | 1 | 17 | 4 |
| North Carolina | 23-15 | 3-6 | 1-3 | 0-0 | 0-2 | 2 | 0 | 0 | 0 | 1 | 1 | 19 | 7 |
| at Boston Coll. | 24-16 | 1-7 | 0-1 | 2-2 | 1-1 | 2 | 4 | 1 | 1 | 0 | 2 | 21 | 4 |
| NC State | 25-17 | 4-8 | 0-2 | 1-1 | 0-0 | 0 | 1 | 1 | 0 | 1 | 3 | 21 | 9 |
| at Miami | 26-18 | 0-1 | 0-0 | 0-0 | 1-0 | 1 | 0 | 2 | 0 | 0 | 2 | 8 | 0 |
| at Georgia Tech | 27-19 | 1-5 | 0-1 | 2-2 | 1-1 | 2 | 1 | 0 | 0 | 0 | 1 | 14 | 4 |

CAREER STATISTICS

| Year | G-GS | Min-Avg. | FG-FGA | Pct. | 3FG-3FGA | Pct. | FT-FTA | Pct. | Off-Def. | Reb-Avg. | PF-DQ | Ast | TO | Blk | Stl | Pts-Avg |
|---------------|--------------|-----------------|---------------|-------------|-------------|-------------|--------------|-------------|--------------|---------------|-------------|-----------|-----------|----------|----------|----------------|
| 2007-08 | 27-19 | 383-14.2 | 39-113 | .345 | 7-33 | .212 | 27-37 | .730 | 11-36 | 47-1.7 | 40-0 | 17 | 36 | 4 | 9 | 112-4.1 |
| ACC | 14-6 | 166-11.9 | 11-45 | .244 | 2-13 | .154 | 9-12 | .750 | 5-11 | 16-1.1 | 20-0 | 8 | 15 | 1 | 4 | 33-2.4 |
| CAREER | 27-19 | 383-14.2 | 39-113 | .345 | 7-33 | .212 | 27-37 | .730 | 11-36 | 47-1.7 | 40-0 | 17 | 36 | 4 | 9 | 112-4.1 |
| ACC | 14-6 | 166-11.9 | 11-45 | .244 | 2-13 | .154 | 9-12 | .750 | 5-11 | 16-1.1 | 20-0 | 8 | 15 | 1 | 4 | 33-2.4 |



ADRIAN JOSEPH

#30

Senior • Forward • 6-7 • 201 • San Fernando, Trinidad • Brewster Academy

THIS SEASON:

- Co-captain for the 2007-08 season
- Has had five double-doubles in points and rebounds this season
- Has had double figure rebounds in six games this season
- Had 19 points, tying his career high against an ACC opponent, and six rebounds vs. Clemson
- Had 13 points, nine rebounds, and tied a career-high with three assists vs. Georgia Tech
- Had 17 points and eight rebounds at Florida State
- Scored 17 points, all in the second half, vs. Boston College (1/19)
- Had a double-double (15 pts, 12 reb.) and tied a career-high with two blocks vs. Hartford
- Scored 16 points, all in the second half, against Elon
- Scored a team-high 19 points vs. Hampton on 7-11 FG (4-7 3FG)
- Had a double-double (13 points, 10 rebounds) vs. Longwood
- Had a double-double (19 points, 13 rebounds) vs. Syracuse
- Grabbed a career-high 16 rebounds vs. Seton Hall
- Had 23 points (one shy of his career high) and 11 rebounds at Penn to post his second consecutive double-double
- Posted his first career double-double with 11 points and 11 rebounds vs. Drexel
- Scored four points at Arizona, including two free throws in the final minute
- Had 19 points against Vermont in the season opener, tying career highs with five 3-point field goals and three assists

2007-08 GAME-BY GAME:

| Opponent | GP-GS | FG-FGA | 3FG-3FGA | FT-FTA | Off-Def | Total | A | TO | Blk | Stl | PF | Min | Pts |
|------------------|-------|--------|----------|--------|---------|-------|---|----|-----|-----|----|-----|-----|
| Vermont | 1-1 | 7-11 | 5-8 | 0-0 | 0-6 | 6 | 3 | 1 | 1 | 0 | 2 | 31 | 19 |
| Howard | 2-2 | 2-10 | 1-5 | 0-0 | 1-4 | 5 | 1 | 0 | 0 | 2 | 0 | 22 | 5 |
| at Arizona | 3-3 | 1-2 | 0-1 | 2-2 | 2-1 | 3 | 1 | 1 | 0 | 1 | 2 | 22 | 4 |
| Drexel | 4-4 | 4-9 | 1-4 | 2-2 | 2-9 | 11 | 1 | 0 | 0 | 0 | 2 | 30 | 11 |
| at Penn | 5-5 | 7-14 | 5-7 | 4-5 | 5-6 | 11 | 0 | 2 | 1 | 1 | 2 | 24 | 23 |
| vs. Seton Hall | 6-6 | 2-7 | 2-5 | 0-0 | 5-11 | 16 | 1 | 5 | 1 | 0 | 1 | 28 | 6 |
| Northwestern | 7-7 | 3-9 | 2-5 | 0-0 | 1-4 | 5 | 0 | 0 | 1 | 3 | 1 | 18 | 8 |
| Syracuse | 8-8 | 8-18 | 3-10 | 0-0 | 4-9 | 13 | 2 | 5 | 0 | 0 | 2 | 38 | 19 |
| Longwood | 9-9 | 4-11 | 3-8 | 2-3 | 2-8 | 10 | 1 | 3 | 1 | 0 | 1 | 28 | 13 |
| Hampton | 10-10 | 7-11 | 4-7 | 1-3 | 0-3 | 3 | 1 | 4 | 0 | 2 | 3 | 31 | 19 |
| Elon | 11-11 | 6-12 | 1-6 | 3-4 | 1-1 | 2 | 2 | 0 | 0 | 2 | 1 | 23 | 16 |
| Hartford | 12-12 | 5-12 | 3-7 | 2-2 | 3-9 | 12 | 0 | 1 | 2 | 1 | 1 | 30 | 15 |
| at Xavier | 13-13 | 2-7 | 2-6 | 0-0 | 2-1 | 3 | 2 | 1 | 0 | 0 | 0 | 18 | 6 |
| at Duke | 14-14 | 1-4 | 0-1 | 1-1 | 3-6 | 9 | 1 | 0 | 0 | 0 | 0 | 30 | 3 |
| Virginia Tech | 15-15 | 4-13 | 3-11 | 0-0 | 1-7 | 8 | 0 | 1 | 0 | 1 | 1 | 39 | 11 |
| Boston College | 16-16 | 6-12 | 1-3 | 4-4 | 3-2 | 5 | 0 | 1 | 0 | 1 | 2 | 27 | 17 |
| at Florida State | 17-17 | 7-12 | 3-7 | 0-0 | 4-4 | 8 | 1 | 2 | 0 | 0 | 0 | 37 | 17 |
| Georgia Tech | 18-18 | 5-11 | 2-6 | 1-2 | 1-8 | 9 | 3 | 1 | 0 | 0 | 1 | 33 | 13 |
| at Maryland | 19-19 | 0-4 | 0-2 | 2-2 | 1-2 | 3 | 0 | 2 | 0 | 1 | 1 | 16 | 2 |
| at Virginia Tech | 20-20 | 3-9 | 2-6 | 0-0 | 1-7 | 8 | 3 | 0 | 1 | 1 | 3 | 42 | 8 |
| Clemson | 21-21 | 8-12 | 2-5 | 1-2 | 2-4 | 6 | 1 | 3 | 1 | 1 | 1 | 34 | 19 |
| at Wake Forest | 22-22 | 2-7 | 0-1 | 0-0 | 0-3 | 3 | 0 | 4 | 0 | 1 | 2 | 32 | 4 |
| North Carolina | 23-23 | 2-10 | 2-6 | 2-2 | 2-3 | 5 | 1 | 1 | 1 | 0 | 1 | 24 | 8 |
| at Boston Coll. | 24-24 | 2-4 | 1-3 | 0-0 | 0-1 | 1 | 2 | 0 | 1 | 0 | 1 | 17 | 5 |
| NC State | 25-25 | 3-6 | 0-2 | 3-4 | 0-4 | 4 | 0 | 1 | 0 | 1 | 2 | 18 | 9 |
| at Miami | 26-26 | 0-5 | 0-3 | 0-0 | 0-1 | 1 | 0 | 0 | 0 | 0 | 2 | 13 | 0 |
| at Georgia Tech | 27-27 | 2-8 | 1-4 | 0-0 | 1-3 | 4 | 0 | 0 | 0 | 0 | 0 | 16 | 5 |

SINGLE GAME BESTS

POINTS

Season: 23 at Penn (11/23/07)
 Career: 24 vs. Loyola (12/23/05)
 ACC: 19 vs. Wake (1/2/05), vs. Clemson (2/7/08)

REBOUNDS

Season: 16 vs. Seton Hall (11/24/07)
 Career: 16 vs. Seton Hall (11/24/07)
 ACC: 9 at Duke (1/13/08), vs. Ga Tech (1/27/08)

FG MADE

Season: 8 vs. Syracuse (12/5/07), vs. Clemson (2/7/08)
 Career: 9 vs. Loyola (12/23/05)
 ACC: 8 vs. Clemson (2/7/08)

FG ATTEMPTS

Season: 18 vs. Syracuse (12/5/07)
 Career: 18 vs. Syracuse (12/5/07)
 ACC: 13 vs. Virginia Tech (1/16/08)

3 PT FG MADE

Season: 5 vs. Vermont (11/11/07), at Penn (11/23/07)
 Career: 5 on four occasions
 ACC: 5 vs. Florida State (2/17/07)

3 PT FG ATTEMPTS

Season: 11 vs. Virginia Tech (1/16/08)
 Career: 11 vs. Virginia Tech (1/16/08)
 ACC: 11 vs. Virginia Tech (1/16/08)

FT MADE

Season: 4 at Penn (11/23/07), vs. BC (1/19/08)
 Career: 4 on four occasions
 ACC: 4 vs. Clemson (1/7/06), vs. BC (1/19/08)

FT ATTEMPTS

Season: 5 at Penn (11/23/07)
 Career: 5 at Penn (11/23/07)
 ACC: 4 on four occasions

ASSISTS

Season: 3 on three occasions
 Career: 3 on seven occasions
 ACC: 3 on four occasions

TURNOVERS

Season: 5 vs. Seton Hall (11/24/07), vs. Syracuse (12/5/07)
 Career: 5 on three occasions
 ACC: 4 at Wake Forest (2/9/08)

BLOCKS

Season: 2 vs. Hartford (12/30/07)
 Career: 2 on six occasions
 ACC: 2 at NC State (2/1/06)

STEALS


Season: 3 vs. Northwestern (11/27/07)
 Career: 3 on three occasions
 ACC: 3 vs. Duke (1/16/05)

MINUTES

Season: 42 at Virginia Tech (2/2/08)
 Career: 42 at Virginia Tech (2/2/08)
 ACC: 42 at Virginia Tech (2/2/08)

CAREER STATISTICS

| Year | G-GS | Min-Avg. | FG-FGA | Pct. | 3FG-3FGA | Pct. | FT-FTA | Pct. | Off-Def. | Reb-Avg. | PF-DQ | Ast | TO | Blk | Stl | Pts-Avg |
|---------------|---------------|------------------|----------------|-------------|----------------|-------------|---------------|-------------|----------------|----------------|--------------|-----------|------------|-----------|-----------|----------------|
| 2004-05 | 23-6 | 322-14.0 | 37-93 | .398 | 14-41 | .341 | 9-13 | .692 | 9-18 | 27-1.2 | 21-0 | 8 | 12 | 3 | 10 | 97-4.2 |
| ACC | 11-5 | 195-17.7 | 21-53 | .396 | 12-26 | .462 | 7-7 | 1.000 | 7-10 | 17-1.5 | 14-0 | 6 | 5 | 1 | 6 | 61-5.5 |
| 2005-06 | 30-19 | 857-28.6 | 103-256 | .402 | 46-136 | .338 | 31-42 | .738 | 32-102 | 134-4.5 | 46-1 | 16 | 45 | 19 | 11 | 283-9.4 |
| ACC | 16-14 | 465-29.1 | 53-132 | .402 | 25-74 | .338 | 15-18 | .833 | 14-60 | 74-4.6 | 21-0 | 9 | 20 | 7 | 5 | 146-9.1 |
| 2006-07 | 31-3 | 686-22.1 | 88-199 | .442 | 42-121 | .347 | 6-8 | .750 | 33-76 | 109-3.5 | 39-0 | 29 | 26 | 7 | 11 | 224-7.2 |
| ACC | 16-0 | 308-19.3 | 37-92 | .402 | 21-62 | .339 | 0-0 | .000 | 12-34 | 46-2.9 | 20-0 | 11 | 11 | 5 | 2 | 95-5.9 |
| 2007-08 | 27-27 | 721-26.7 | 103-250 | .412 | 49-139 | .353 | 30-38 | .789 | 47-127 | 174-6.4 | 35-0 | 27 | 39 | 11 | 19 | 285-10.6 |
| ACC | 14-14 | 378-27.0 | 45-117 | .385 | 17-60 | .283 | 14-17 | .824 | 19-55 | 74-5.3 | 17-0 | 12 | 16 | 4 | 7 | 121-8.6 |
| CAREER | 111-55 | 2586-23.3 | 331-798 | .415 | 151-437 | .346 | 76-101 | .752 | 121-323 | 444-4.0 | 141-1 | 80 | 122 | 40 | 51 | 889-8.0 |
| ACC | 57-33 | 1346-23.6 | 156-394 | .396 | 75-222 | .338 | 36-42 | .857 | 52-159 | 211-3.7 | 72-0 | 38 | 52 | 17 | 20 | 423-7.4 |



JEROME MEYINSSE

#55

Sophomore • Forward/Center • 6-8 • 245 • Baton Rouge, La. • McKinley H.S.

THIS SEASON:

- Has played off the bench in 17 of the last 19 games
- Had two points and one rebound vs. Clemson
- Had four points (ACC career high) and three rebounds at Florida State
- Had two points and three rebounds vs. Boston College
- Had three points, seven rebounds, and his first block of the season vs. Hartford
- Had a career-high 12 points with 5-5 FG shooting vs. Elon
- Scored nine points and grabbed a career-high nine rebounds vs. Hampton
- Had three rebounds vs. Longwood
- Scored two points vs. Howard and Northwestern
- Had four points and two rebounds in the season opener vs. Vermont
- Had seven points and seven rebounds in 14 minutes of action in the exhibition against Carson-Newman

SINGLE GAME BESTS

POINTS

Season: 12 vs. Elon (12/22/07)
 Career: 12 vs. Elon (12/22/07)
 ACC: 4 at Florida State (1/23/08)

REBOUNDS

Season: 9 vs. Hampton (12/19/07)
 Career: 9 vs. Hampton (12/19/07)
 ACC: 3 vs. BC (1/19/08), at FSU (1/23/08)

FG MADE

Season: 5 vs. Elon (12/22/07)
 Career: 5 vs. Elon (12/22/07)
 ACC: 2 at Florida State (1/23/08)

FG ATTEMPTS

Season: 7 vs. Hampton (12/19/07)
 Career: 7 vs. Hampton (12/19/07)
 ACC: 3 vs. Clemson (2/7/08)

3 PT FG MADE

Season: --
 Career: --
 ACC: --

3 PT FG ATTEMPTS

Season: --
 Career: --
 ACC: --

FT MADE

Season: 2 vs. Elon (12/22/07)
 Career: 5 vs. UMES (11/26/06)
 ACC: --

FT ATTEMPTS

Season: 4 vs. Elon (12/22/07)
 Career: 6 vs. UMES (11/26/06)
 ACC: 2 vs. Boston College (1/19/08)

ASSISTS

Season: 1 vs. Hampton (12/19/07), vs. Elon (12/22/07)
 Career: 1 on three occasions
 ACC: --

TURNOVERS

Season: 2 vs. Vermont (11/11/07), at Penn (11/23/07)
 Career: 2 on three occasions
 ACC: --

BLOCKS

Season: 1 vs. Hartford (12/30/07)
 Career: 1 on three occasions
 ACC: --

STEALS

Season: 1 on three occasions
 Career: 2 vs. PR-Mayaguez (12/21/06)
 ACC: 1 at Florida State (1/23/08)

MINUTES

Season: 22 vs. Hampton (12/19/07)
 Career: 22 vs. Hampton (12/19/07)
 ACC: 14 at Florida State (1/23/08)

2007-08 GAME-BY-GAME:

| Opponent | GP-GS | FG-FGA | 3FG-3FGA | FT-FTA | Off-Def | Total | A | TO | Blk | Stl | PF | Min | Pts |
|------------------|-------|--------|----------|--------|---------|-------|---|----|-----|-----|----|-----|-----|
| Vermont | 1-0 | 2-2 | 0-0 | 0-0 | 1-1 | 2 | 0 | 2 | 0 | 0 | 2 | 10 | 4 |
| Howard | 2-0 | 1-1 | 0-0 | 0-0 | 1-0 | 1 | 0 | 0 | 0 | 0 | 0 | 5 | 2 |
| at Arizona | DNP | | | | | | | | | | | | |
| Drexel | 3-0 | 0-0 | 0-0 | 0-0 | 0-1 | 1 | 0 | 0 | 0 | 0 | 0 | 2 | 0 |
| at Penn | 4-0 | 0-0 | 0-0 | 0-0 | 1-0 | 1 | 0 | 2 | 0 | 1 | 2 | 4 | 0 |
| vs. Seton Hall | DNP | | | | | | | | | | | | |
| Northwestern | 5-0 | 1-1 | 0-0 | 0-0 | 0-1 | 1 | 0 | 0 | 0 | 0 | 0 | 6 | 2 |
| Syracuse | DNP | | | | | | | | | | | | |
| Longwood | 6-0 | 0-0 | 0-0 | 0-0 | 2-1 | 3 | 0 | 1 | 0 | 0 | 0 | 6 | 0 |
| Hampton | 7-0 | 4-7 | 0-0 | 1-3 | 3-6 | 9 | 1 | 1 | 0 | 0 | 4 | 22 | 9 |
| Elon | 8-0 | 5-5 | 0-0 | 2-4 | 1-1 | 2 | 1 | 0 | 0 | 1 | 4 | 21 | 12 |
| Hartford | 9-0 | 1-3 | 0-0 | 1-1 | 2-5 | 7 | 0 | 0 | 1 | 0 | 2 | 14 | 3 |
| at Xavier | 10-0 | 0-0 | 0-0 | 0-0 | 0-0 | 0 | 0 | 1 | 0 | 0 | 0 | 7 | 0 |
| at Duke | 11-0 | 0-0 | 0-0 | 0-0 | 0-1 | 1 | 0 | 0 | 0 | 0 | 1 | 5 | 0 |
| Virginia Tech | 12-0 | 0-0 | 0-0 | 0-0 | 1-0 | 1 | 0 | 0 | 0 | 0 | 2 | 4 | 0 |
| Boston College | 13-0 | 1-2 | 0-0 | 0-2 | 0-3 | 3 | 0 | 0 | 0 | 0 | 1 | 8 | 2 |
| at Florida State | 14-0 | 2-2 | 0-0 | 0-0 | 1-2 | 3 | 0 | 0 | 0 | 1 | 4 | 14 | 4 |
| Georgia Tech | 15-0 | 0-0 | 0-0 | 0-0 | 0-1 | 1 | 0 | 0 | 0 | 0 | 0 | 5 | 0 |
| at Maryland | 16-0 | 1-1 | 0-0 | 0-0 | 0-0 | 0 | 0 | 0 | 0 | 0 | 4 | 9 | 2 |
| at Virginia Tech | 17-0 | 0-0 | 0-0 | 0-0 | 0-0 | 0 | 0 | 0 | 0 | 0 | 3 | 2 | 0 |
| Clemson | 18-0 | 1-3 | 0-0 | 0-0 | 0-1 | 1 | 0 | 0 | 0 | 0 | 1 | 8 | 2 |
| at Wake Forest | 19-0 | 1-2 | 0-0 | 0-0 | 2-0 | 2 | 0 | 0 | 0 | 0 | 0 | 4 | 2 |
| North Carolina | DNP | | | | | | | | | | | | |
| at Boston Coll. | DNP | | | | | | | | | | | | |
| NC State | 20-0 | 0-0 | 0-0 | 0-0 | 1-1 | 2 | 0 | 0 | 0 | 0 | 1 | 4 | 0 |
| at Miami | 21-0 | 1-1 | 0-0 | 0-0 | 0-0 | 0 | 0 | 0 | 0 | 0 | 0 | 4 | 2 |
| at Georgia Tech | 22-0 | 0-0 | 0-0 | 0-0 | 0-2 | 2 | 0 | 0 | 0 | 0 | 4 | 7 | 0 |

CAREER STATISTICS

| Year | G-GS | Min-Avg. | FG-FGA | Pct. | 3FG-3FGA | Pct. | FT-FTA | Pct. | Off-Def. | Reb-Avg. | PF-DQ | Ast | TO | Blk | Stl | Pts-Avg |
|---------------|-------------|----------------|--------------|-------------|------------|-------------|--------------|-------------|--------------|---------------|-------------|----------|-----------|----------|----------|---------------|
| 2006-07 | 15-0 | 100-6.7 | 4-11 | .364 | 0-0 | .000 | 9-13 | .692 | 3-17 | 20-1.3 | 15-0 | 1 | 4 | 2 | 2 | 17-1.1 |
| ACC | 4-0 | 8-2.0 | 0-1 | .000 | 0-0 | .000 | 0-0 | .000 | 0-0 | 0-0.0 | 3-0 | 0 | 0 | 0 | 0 | 0-0.0 |
| 2007-08 | 22-0 | 171-7.8 | 21-30 | .700 | 0-0 | .000 | 4-10 | .400 | 16-27 | 43-2.0 | 35-0 | 2 | 7 | 1 | 3 | 46-2.1 |
| ACC | 12-0 | 74-6.2 | 7-11 | .636 | 0-0 | .000 | 0-2 | .000 | 5-11 | 16-1.3 | 21-0 | 0 | 0 | 0 | 1 | 14-1.2 |
| CAREER | 37-0 | 271-7.3 | 25-41 | .610 | 0-0 | .000 | 13-23 | .565 | 19-44 | 63-1.7 | 50-0 | 3 | 11 | 3 | 5 | 63-1.7 |
| ACC | 16-0 | 82-5.1 | 7-12 | .583 | 0-0 | .000 | 0-2 | .000 | 5-11 | 16-1.0 | 24-0 | 0 | 0 | 0 | 1 | 14-0.9 |



LAURYNAS MIKALAUSKAS

#11

Junior • Forward • 6-8 • 246 • Palanga, Lithuania • Blue Ridge School

THIS SEASON:

- Averaging 10.0 points and 5.4 rebounds in the last five games since returning from injury
- Had 15 points and seven rebounds at Georgia Tech
- Has two career double-doubles
- Had a double-double with a career-high 16 points and a career-high 13 rebounds at Miami
- Has scored in double figures the last two games, the second time in his career he's scored in double figures in consecutive games
- Tied a career-high with three assists vs. NC State
- Had 13 points (6-7 FG) at Boston College (2/17)
- Had four points vs. North Carolina in his first game after missing 13 games due to injury
- Has made 20-29 field goal attempts (69.0 percent) in the last five games
- Made first start of the season vs. Longwood and had four points
- Had seven points and six rebounds vs. Northwestern
- Scored eight points at Penn
- Had six points and six rebounds at Arizona
- Scored five points vs. Howard
- Had eight points and four rebounds in the season opener vs. Vermont

2007-08 GAME-BY GAME:

| Opponent | GP-GS | FG-FGA | 3FG-3FGA | FT-FTA | Off-Def | Total | A | TO | Blk | Stl | PF | Min | Pts |
|------------------|-------|--------|----------|--------|---------|-------|---|----|-----|-----|----|-----|-----|
| Vermont | 1-0 | 2-2 | 0-0 | 4-6 | 2-2 | 4 | 0 | 1 | 0 | 0 | 2 | 19 | 8 |
| Howard | 2-0 | 2-3 | 0-0 | 1-4 | 1-0 | 1 | 0 | 0 | 0 | 0 | 3 | 14 | 5 |
| at Arizona | 3-0 | 3-4 | 0-0 | 0-0 | 1-5 | 6 | 0 | 0 | 0 | 1 | 1 | 23 | 6 |
| Drexel | 4-0 | 0-2 | 0-0 | 1-2 | 1-0 | 1 | 1 | 0 | 0 | 1 | 1 | 16 | 1 |
| at Penn | 5-0 | 3-6 | 0-0 | 2-3 | 2-0 | 2 | 1 | 0 | 1 | 0 | 1 | 12 | 8 |
| vs. Seton Hall | 6-0 | 1-1 | 0-0 | 1-2 | 2-1 | 3 | 1 | 0 | 0 | 0 | 4 | 14 | 3 |
| Northwestern | 7-0 | 2-2 | 0-0 | 3-4 | 2-4 | 6 | 0 | 0 | 0 | 0 | 2 | 12 | 7 |
| Syracuse | 8-0 | 1-3 | 0-0 | 1-1 | 0-1 | 1 | 0 | 0 | 0 | 0 | 1 | 21 | 3 |
| Longwood | 9-1 | 2-2 | 0-0 | 0-0 | 0-2 | 2 | 0 | 0 | 0 | 0 | 4 | 10 | 4 |
| Hampton | DNP | | | | | | | | | | | | |
| Elon | DNP | | | | | | | | | | | | |
| Hartford | DNP | | | | | | | | | | | | |
| at Xavier | DNP | | | | | | | | | | | | |
| at Duke | DNP | | | | | | | | | | | | |
| Virginia Tech | DNP | | | | | | | | | | | | |
| Boston College | DNP | | | | | | | | | | | | |
| at Florida State | DNP | | | | | | | | | | | | |
| Georgia Tech | DNP | | | | | | | | | | | | |
| at Maryland | DNP | | | | | | | | | | | | |
| at Virginia Tech | DNP | | | | | | | | | | | | |
| Clemson | DNP | | | | | | | | | | | | |
| at Wake Forest | DNP | | | | | | | | | | | | |
| North Carolina | 10-1 | 2-2 | 0-0 | 0-0 | 1-0 | 1 | 0 | 0 | 0 | 0 | 1 | 13 | 4 |
| at Boston Coll. | 11-1 | 6-7 | 0-0 | 1-3 | 1-3 | 4 | 0 | 2 | 1 | 0 | 5 | 18 | 13 |
| NC State | 12-1 | 0-2 | 0-0 | 2-2 | 0-2 | 2 | 3 | 1 | 0 | 1 | 2 | 18 | 2 |
| at Miami | 13-1 | 7-10 | 0-0 | 2-2 | 9-4 | 13 | 0 | 3 | 0 | 1 | 2 | 20 | 16 |
| at Georgia Tech | 14-1 | 5-8 | 0-0 | 5-8 | 5-2 | 7 | 0 | 1 | 0 | 1 | 3 | 19 | 15 |

SINGLE GAME BESTS

POINTS

Season: 16 at Miami (3/1/08)
 Career: 16 at Miami (3/1/08)
 ACC: 16 at Miami (3/1/08)

REBOUNDS

Season: 13 at Miami (3/1/08)
 Career: 13 at Miami (3/1/08)
 ACC: 13 at Miami (3/1/08)

FG MADE

Season: 7 at Miami (3/1/08)
 Career: 7 at Miami (3/1/08)
 ACC: 7 at Miami (3/1/08)

FG ATTEMPTS

Season: 10 at Miami (3/1/08)
 Career: 11 vs. Loyola (12/23/05)
 ACC: 10 at Miami (3/1/08)

3 PT FG MADE

Season: --
 Career: --
 ACC: --

3 PT FG ATTEMPTS

Season: --
 Career: 1 vs. Appalachian State (12/19/06)
 ACC: --

FT MADE

Season: 5 at Georgia Tech (3/3/08)
 Career: 5 vs. VT (3/9/06), at GT (3/3/08)
 ACC: 5 vs. VT (3/9/06), at GT (3/3/08)

FT ATTEMPTS

Season: 8 at Georgia Tech (3/3/08)
 Career: 8 on three occasions
 ACC: 8 vs. VT (3/9/06), at GT (3/3/08)

ASSISTS

Season: 3 vs. NC State 92/24/08)
 Career: 3 vs. Miami (2/3/07), vs. NCSU (2/24/08)
 ACC: 3 vs. Miami (2/3/07), vs. NCSU (2/24/08)

TURNOVERS

Season: 3 at Miami (3/1/08)
 Career: 4 vs. Liberty (11/18/05), vs. Hartford (12/31/05)
 ACC: 3 at Miami (3/1/08)

BLOCKS

Season: 1 at Penn (11/23/07), at BC (2/17/08)
 Career: 2 on three occasions
 ACC: 2 vs. Boston College (2/21/06)

STEALS

Season: 1 on five occasions
 Career: 1 on 17 occasions
 ACC: 1 on eight occasions

MINUTES

Season: 23 at Arizona (11/17/07)
 Career: 34 at UNC (3/1/06), at Stanford (3/14/06)
 ACC: 34 at North Carolina (3/1/06)

CAREER STATISTICS

| Year | G-GS | Min-Avg. | FG-FGA | Pct. | 3FG-3FGA | Pct. | FT-FTA | Pct. | Off-Def. | Reb-Avg. | PF-DQ | Ast | TO | Blk | Stl | Pts-Avg |
|---------------|--------------|------------------|----------------|-------------|------------|-------------|---------------|-------------|----------------|----------------|--------------|-----------|-----------|-----------|-----------|----------------|
| 2005-06 | 30-12 | 709-23.6 | 79-139 | .568 | 0-0 | .000 | 27-50 | .540 | 66-70 | 136-4.5 | 87-3 | 2 | 37 | 9 | 10 | 185-6.2 |
| ACC | 16-1 | 372-23.3 | 39-74 | .527 | 0-0 | .000 | 12-21 | .571 | 35-33 | 68-4.3 | 50-2 | 1 | 16 | 4 | 4 | 90-5.6 |
| 2006-07 | 30-12 | 370-12.3 | 41-74 | .554 | 0-1 | .000 | 30-51 | .588 | 30-30 | 60-2.0 | 54-1 | 13 | 16 | 7 | 2 | 112-3.7 |
| ACC | 14-10 | 176-12.6 | 19-35 | .543 | 0-0 | .000 | 8-15 | .533 | 17-14 | 31-2.2 | 25-0 | 7 | 7 | 2 | 1 | 46-3.3 |
| 2007-08 | 14-1 | 229-16.4 | 36-54 | .667 | 0-0 | .000 | 23-37 | .622 | 27-26 | 53-3.8 | 32-1 | 6 | 8 | 2 | 5 | 95-6.8 |
| ACC | 5-0 | 88-17.6 | 20-29 | .690 | 0-0 | .000 | 10-15 | .667 | 16-11 | 27-5.4 | 13-1 | 3 | 7 | 1 | 3 | 50-10.0 |
| CAREER | 74-25 | 1308-17.7 | 156-267 | .584 | 0-1 | .000 | 80-138 | .580 | 123-126 | 249-3.4 | 173-5 | 21 | 61 | 18 | 17 | 392-5.3 |
| ACC | 35-11 | 636-18.2 | 78-138 | .565 | 0-0 | .000 | 30-51 | .588 | 68-58 | 126-3.6 | 88-3 | 11 | 30 | 7 | 8 | 186-5.3 |



RYAN PETTINELLA

#34

Senior • Forward/Center • 6-9 • 249 • Webster, N.Y. • McQuaid Jesuit H.S. • Penn

THIS SEASON:

- Started the last six games and the first eight games this season
- Had a double-double with a season-high 12 points and a career-high 11 rebounds at Wake Forest
- Has had two double-doubles in his Virginia career
- Had four points and eight rebounds in a career-high 26 minutes vs. BC (1/19)
- Had six points and two rebounds vs. Virginia Tech (1/16)
- Had nine points (4-5 FG) at Duke
- Did not play vs. Longwood, Hampton and Elon due to injury
- Had six points (3-3 FG) at Penn, his former school
- Had four rebounds at Arizona and vs. Drexel
- Scored five points and grabbed five rebounds (all offensive) vs. Howard
- Had four points, five rebounds, and a career-high two assists vs. Vermont
- Had four points and five rebounds in the exhibition against Carson-Newman

SINGLE GAME BESTS (at Virginia)

POINTS

Season: 12 at Wake Forest (2/9/08)
 Career: 14 vs. Hampton (12/16/06)
 ACC: 12 at Wake Forest (2/9/08)

REBOUNDS

Season: 11 at Wake Forest (2/9/08)
 Career: 11 at Wake Forest (2/9/08)
 ACC: 11 at Wake Forest (2/9/08)

FG MADE

Season: 6 at Wake Forest (2/9/08)
 Career: 6 vs. Hampton (12/16/06), at WF (2/9/08)
 ACC: 6 at Wake Forest (2/9/08)

FG ATTEMPTS

Season: 7 at Wake Forest (2/9/08)
 Career: 7 at Wake Forest (2/9/08)
 ACC: 7 at Wake Forest (2/9/08)

3 PT FG MADE

Season: --
 Career: --
 ACC: --

3 PT FG ATTEMPTS

Season: --
 Career: --
 ACC: --

FT MADE

Season: 2 vs. Virginia Tech (1/16/08)
 Career: 2 on three occasions
 ACC: 2 vs. Virginia Tech (1/16/08)

FT ATTEMPTS

Season: 5 at Wake Forest (2/9/08)
 Career: 6 vs. Hampton (12/16/06)
 ACC: 5 at Wake Forest (2/9/08)

ASSISTS

Season: 2 vs. Vermont (11/11/07)
 Career: 2 vs. Vermont (11/11/07)
 ACC: 1 on three occasions

TURNOVERS

Season: 2 on five occasions
 Career: 2 on five occasions
 ACC: 2 on three occasions

BLOCKS

Season: 1 vs. Howard (11/14/07), at Penn (11/23/07)
 Career: 1 on four occasions
 ACC: 1 at Wake Forest (3/3/07)

STEALS

Season: 1 on three occasions
 Career: 1 on five occasions
 ACC: 1 vs. NCSU (12/3/06), vs. NCSU (2/24/08)

MINUTES


Season: 26 vs. Boston College (1/19/08)
 Career: 26 vs. Boston College (1/19/08)
 ACC: 26 vs. Boston College (1/19/08)

2007-08 GAME-BY-GAME:

| Opponent | GP-GS | FG-FGA | 3FG-3FGA | FT-FTA | Off-Def | Total | A | TO | Blk | Stl | PF | Min | Pts |
|------------------|-------|--------|----------|--------|---------|-------|---|----|-----|-----|----|-----|-----|
| Vermont | 1-1 | 2-3 | 0-0 | 0-2 | 2-3 | 5 | 2 | 1 | 0 | 0 | 3 | 9 | 4 |
| Howard | 2-2 | 2-3 | 0-0 | 1-2 | 5-0 | 5 | 0 | 1 | 1 | 0 | 1 | 21 | 5 |
| at Arizona | 3-3 | 0-1 | 0-0 | 0-2 | 1-3 | 4 | 0 | 0 | 0 | 1 | 4 | 17 | 0 |
| Drexel | 4-4 | 0-2 | 0-0 | 0-0 | 3-1 | 4 | 0 | 0 | 0 | 0 | 3 | 8 | 0 |
| at Penn | 5-5 | 3-3 | 0-0 | 0-2 | 1-1 | 2 | 0 | 2 | 1 | 0 | 4 | 11 | 6 |
| vs. Seton Hall | 6-6 | 0-1 | 0-0 | 0-2 | 2-0 | 2 | 0 | 0 | 0 | 0 | 2 | 11 | 0 |
| Northwestern | 7-7 | 0-0 | 0-0 | 0-0 | 1-1 | 2 | 0 | 2 | 0 | 0 | 0 | 10 | 0 |
| Syracuse | 8-8 | 0-0 | 0-0 | 0-0 | 1-0 | 1 | 0 | 0 | 0 | 0 | 0 | 3 | 0 |
| Longwood | DNP | | | | | | | | | | | | |
| Hampton | DNP | | | | | | | | | | | | |
| Elon | DNP | | | | | | | | | | | | |
| Hartford | 9-8 | 0-0 | 0-0 | 0-0 | 0-0 | 0 | 0 | 0 | 0 | 0 | 2 | 2 | 0 |
| at Xavier | 10-8 | 0-0 | 0-0 | 0-0 | 0-0 | 0 | 0 | 0 | 0 | 1 | 1 | 3 | 0 |
| at Duke | 11-8 | 4-5 | 0-0 | 1-4 | 1-1 | 2 | 0 | 0 | 0 | 0 | 4 | 18 | 9 |
| Virginia Tech | 12-8 | 2-2 | 0-0 | 2-2 | 1-1 | 2 | 0 | 2 | 0 | 0 | 4 | 20 | 6 |
| Boston College | 13-8 | 2-5 | 0-0 | 0-0 | 1-7 | 8 | 0 | 0 | 0 | 0 | 4 | 26 | 4 |
| at Florida State | 14-8 | 1-1 | 0-0 | 0-0 | 1-2 | 3 | 0 | 2 | 0 | 0 | 4 | 12 | 2 |
| Georgia Tech | 15-8 | 0-0 | 0-0 | 1-2 | 0-2 | 2 | 0 | 1 | 0 | 0 | 3 | 21 | 1 |
| at Maryland | 16-8 | 1-1 | 0-0 | 0-0 | 0-0 | 0 | 0 | 1 | 0 | 0 | 5 | 18 | 2 |
| at Virginia Tech | 17-8 | 2-3 | 0-0 | 0-0 | 0-1 | 1 | 0 | 1 | 0 | 0 | 5 | 15 | 4 |
| Clemson | 18-8 | 0-0 | 0-0 | 0-0 | 0-1 | 1 | 0 | 2 | 0 | 0 | 4 | 15 | 0 |
| at Wake Forest | 19-9 | 6-7 | 0-0 | 0-5 | 6-5 | 11 | 0 | 1 | 0 | 0 | 4 | 24 | 12 |
| North Carolina | 20-10 | 0-4 | 0-0 | 0-0 | 5-1 | 6 | 1 | 0 | 0 | 0 | 3 | 22 | 0 |
| at Boston Coll. | 21-11 | 0-0 | 0-0 | 0-0 | 1-1 | 2 | 0 | 1 | 0 | 0 | 0 | 9 | 0 |
| NC State | 22-12 | 1-3 | 0-0 | 1-2 | 1-3 | 4 | 0 | 0 | 0 | 1 | 4 | 18 | 3 |
| at Miami | 23-13 | 1-1 | 0-0 | 0-0 | 0-1 | 1 | 0 | 0 | 0 | 0 | 4 | 8 | 2 |
| at Georgia Tech | 24-14 | 0-2 | 0-0 | 0-0 | 1-0 | 1 | 1 | 1 | 0 | 0 | 3 | 12 | 0 |

CAREER STATISTICS (at Virginia)

| Year | G-GS | Min-Avg. | FG-FGA | Pct. | 3FG-3FGA | Pct. | FT-FTA | Pct. | Off-Def. | Reb-Avg. | PF-DQ | Ast | TO | Blk | Stl | Pts-Avg |
|---------------|--------------|-----------------|--------------|-------------|------------|-------------|--------------|-------------|--------------|----------------|--------------|----------|-----------|----------|----------|----------------|
| 2006-07 | 23-7 | 229-10.0 | 28-40 | .700 | 0-0 | .000 | 9-37 | .243 | 30-28 | 58-2.5 | 47-0 | 1 | 7 | 2 | 2 | 65-2.8 |
| ACC | 10-0 | 82-8.2 | 6-7 | .857 | 0-0 | .000 | 3-11 | .273 | 7-7 | 14-1.4 | 18-0 | 1 | 2 | 1 | 1 | 15-1.5 |
| 2007-08 | 24-14 | 333-13.9 | 27-47 | .574 | 0-0 | .000 | 6-25 | .240 | 34-35 | 69-2.9 | 71-2 | 4 | 18 | 2 | 3 | 60-2.5 |
| ACC | 14-6 | 238-17.0 | 20-34 | .588 | 0-0 | .000 | 5-15 | .333 | 18-26 | 44-3.1 | 51-2 | 2 | 12 | 0 | 1 | 45-3.2 |
| CAREER | 47-21 | 562-12.0 | 55-87 | .632 | 0-0 | .000 | 15-62 | .242 | 64-63 | 127-2.7 | 118-2 | 5 | 25 | 4 | 5 | 125-2.7 |
| ACC | 24-6 | 320-13.3 | 26-41 | .634 | 0-0 | .000 | 8-26 | .308 | 25-33 | 58-2.4 | 69-2 | 3 | 14 | 1 | 2 | 60-2.5 |



MIKE SCOTT

#32

Freshman • Forward • 6-8 • 233 • Chesapeake, Va. • Hargrave Military Academy

THIS SEASON:

- Has started 16 games this season
- Has two double-doubles this season and has had double figure rebounds in four games
- Had six points, six rebounds, and a career-high two assists at Miami
- Had a double-double with 11 points and 12 rebounds in a career-high 29 mins. at BC (2/17)
- Had nine points at Virginia Tech
- Had six points and 12 rebounds at Maryland
- Had nine points and nine rebounds vs. Georgia Tech (1/27)
- Had 10 points, six rebounds, and two blocks at Xavier
- Had six points and a game-high nine rebounds vs. Elon
- Scored a career-high 15 points and had six rebounds vs. Hampton, his first career start
- Had nine points and a game-high 11 rebounds vs. Longwood
- Had four points and six rebounds vs. Syracuse
- Had eight points and four rebounds vs. Northwestern
- Recorded his first career double-double with 10 point, 13 rebound performance at Penn
- His 13 rebounds at Penn were the most by a Cavalier freshman since Travis Watson had 15 rebounds vs. NC State (1/12/2000)

2007-08 GAME-BY GAME:

| Opponent | GP-GS | FG-FGA | 3FG-3FGA | FT-FTA | Off-Def | Total | A | TO | Blk | Stl | PF | Min | Pts |
|------------------|-------|--------|----------|--------|---------|-------|---|----|-----|-----|----|-----|-----|
| Vermont | 1-0 | 0-1 | 0-0 | 2-2 | 1-0 | 1 | 0 | 0 | 0 | 0 | 0 | 2 | 2 |
| Howard | 2-0 | 3-4 | 1-1 | 0-1 | 2-4 | 6 | 1 | 0 | 0 | 2 | 0 | 14 | 7 |
| at Arizona | DNP | | | | | | | | | | | | |
| Drexel | 3-0 | 0-2 | 0-0 | 5-6 | 3-2 | 5 | 0 | 0 | 0 | 1 | 2 | 13 | 5 |
| at Penn | 4-0 | 3-5 | 0-1 | 4-4 | 4-9 | 13 | 1 | 0 | 0 | 3 | 3 | 19 | 10 |
| vs. Seton Hall | 5-0 | 0-1 | 0-0 | 1-2 | 2-2 | 4 | 0 | 0 | 0 | 0 | 2 | 15 | 1 |
| Northwestern | 6-0 | 3-5 | 0-0 | 2-2 | 3-1 | 4 | 0 | 0 | 0 | 1 | 1 | 13 | 8 |
| Syracuse | 7-0 | 1-3 | 0-0 | 2-2 | 3-3 | 6 | 0 | 0 | 1 | 0 | 0 | 15 | 4 |
| Longwood | 8-0 | 3-5 | 0-0 | 3-4 | 1-10 | 11 | 1 | 1 | 0 | 1 | 3 | 24 | 9 |
| Hampton | 9-1 | 6-8 | 0-0 | 3-3 | 4-2 | 6 | 0 | 0 | 0 | 0 | 3 | 20 | 15 |
| Elon | 10-2 | 2-8 | 0-0 | 2-2 | 5-4 | 9 | 0 | 1 | 1 | 0 | 0 | 17 | 6 |
| Hartford | 11-3 | 2-2 | 0-0 | 1-3 | 1-3 | 4 | 1 | 2 | 0 | 2 | 4 | 20 | 5 |
| at Xavier | 12-4 | 3-6 | 0-0 | 4-5 | 3-3 | 6 | 0 | 1 | 2 | 0 | 3 | 24 | 10 |
| at Duke | 13-5 | 1-4 | 0-0 | 0-0 | 2-1 | 3 | 0 | 3 | 1 | 1 | 3 | 9 | 2 |
| Virginia Tech | 14-6 | 1-6 | 0-0 | 1-2 | 0-5 | 5 | 0 | 1 | 0 | 0 | 4 | 21 | 3 |
| Boston College | 15-7 | 0-2 | 0-0 | 2-2 | 2-1 | 3 | 0 | 0 | 0 | 0 | 2 | 6 | 2 |
| at Florida State | 16-8 | 2-6 | 0-0 | 1-2 | 1-2 | 3 | 0 | 0 | 0 | 1 | 1 | 15 | 5 |
| Georgia Tech | 17-9 | 3-6 | 0-0 | 3-4 | 5-4 | 9 | 0 | 0 | 0 | 0 | 5 | 20 | 9 |
| at Maryland | 18-10 | 3-6 | 0-0 | 0-0 | 4-8 | 12 | 1 | 2 | 0 | 0 | 2 | 24 | 6 |
| at Virginia Tech | 19-11 | 2-5 | 0-0 | 5-7 | 2-1 | 3 | 0 | 3 | 0 | 1 | 3 | 28 | 9 |
| Clemson | 20-12 | 0-2 | 0-0 | 1-2 | 2-5 | 7 | 1 | 2 | 1 | 0 | 2 | 20 | 1 |
| at Wake Forest | 21-12 | 0-1 | 0-0 | 3-4 | 2-1 | 3 | 0 | 0 | 0 | 0 | 4 | 12 | 3 |
| North Carolina | 22-12 | 2-4 | 0-0 | 0-0 | 1-0 | 1 | 0 | 0 | 0 | 2 | 1 | 14 | 4 |
| at Boston Coll. | 23-13 | 5-11 | 1-2 | 0-2 | 2-10 | 12 | 1 | 1 | 0 | 2 | 2 | 29 | 11 |
| NC State | 24-14 | 2-4 | 0-1 | 1-2 | 1-2 | 3 | 0 | 1 | 0 | 0 | 1 | 29 | 5 |
| at Miami | 25-15 | 3-6 | 0-0 | 0-0 | 1-5 | 6 | 2 | 0 | 0 | 0 | 1 | 27 | 6 |
| at Georgia Tech | 26-16 | 3-5 | 0-0 | 3-5 | 3-1 | 4 | 0 | 1 | 0 | 0 | 4 | 20 | 9 |

SINGLE GAME BESTS

POINTS

Season: 15 vs. Hampton (12/19/07)
 Career: 15 vs. Hampton (12/19/07)
 ACC: 11 at Boston College (2/17/08)

REBOUNDS

Season: 13 at Penn (11/23/07)
 Career: 13 at Penn (11/23/07)
 ACC: 12 at Md (1/30/08), at BC (2/17/08)

FG MADE

Season: 6 vs. Hampton (12/19/07)
 Career: 6 vs. Hampton (12/19/07)
 ACC: 5 at Boston College (2/17/08)

FG ATTEMPTS

Season: 11 at Boston College (2/17/08)
 Career: 11 at Boston College (2/17/08)
 ACC: 11 at Boston College (2/17/08)

3 PT FG MADE

Season: 1 vs. Howard (11/14/07), at BC (2/17/08)
 Career: 1 vs. Howard (11/14/07), at BC (2/17/08)
 ACC: 1 at Boston College (2/17/08)

3 PT FG ATTEMPTS

Season: 2 at Boston College (2/17/08)
 Career: 2 at Boston College (2/17/08)
 ACC: 2 at Boston College (2/17/08)

FT MADE

Season: 5 vs. Drexel (11/20/07), at VT (2/2/08)
 Career: 5 vs. Drexel (11/20/07), at VT (2/2/08)
 ACC: 5 at Virginia Tech (2/2/08)

FT ATTEMPTS

Season: 7 at Virginia Tech (2/2/08)
 Career: 7 at Virginia Tech (2/2/08)
 ACC: 7 at Virginia Tech (2/2/08)

ASSISTS

Season: 2 at Miami (3/1/08)
 Career: 2 at Miami (3/1/08)
 ACC: 2 at Miami (3/1/08)

TURNOVERS

Season: 3 at Duke (1/13/08), at VT (2/2/08)
 Career: 3 at Duke (1/13/08), at VT (2/2/08)
 ACC: 3 at Duke (1/13/08), at VT (2/2/08)

BLOCKS

Season: 2 at Xavier (1/3/08)
 Career: 2 at Xavier (1/3/08)
 ACC: 1 at Duke (1/13/08), vs. Clemson (2/7/08)

STEALS


Season: 3 at Penn (11/23/07)
 Career: 3 at Penn (11/23/07)
 ACC: 2 vs. UNC (2/12/08), at BC (2/17/08)

MINUTES

Season: 29 at BC (2/17/08), vs. NCSU (2/24/08)
 Career: 29 at BC (2/17/08), vs. NCSU (2/24/08)
 ACC: 29 at BC (2/17/08), vs. NCSU (2/24/08)

CAREER STATISTICS

| Year | G-GS | Min-Avg. | FG-FGA | Pct. | 3FG-3FGA | Pct. | FT-FTA | Pct. | Off-Def. | Reb-Avg. | PF-DQ | Ast | TO | Blk | Stl | Pts-Avg |
|---------------|--------------|-----------------|---------------|-------------|------------|-------------|--------------|-------------|--------------|----------------|-------------|----------|-----------|----------|-----------|----------------|
| 2007-08 | 26-16 | 470-18.1 | 53-118 | .449 | 2-5 | .400 | 49-68 | .721 | 60-89 | 149-5.7 | 56-1 | 9 | 19 | 6 | 17 | 157-6.0 |
| ACC | 14-12 | 274-19.6 | 27-68 | .397 | 1-3 | .333 | 20-32 | .625 | 28-46 | 74-5.3 | 35-1 | 5 | 14 | 2 | 7 | 75-5.4 |
| CAREER | 26-16 | 470-18.1 | 53-118 | .449 | 2-5 | .400 | 49-68 | .721 | 60-89 | 149-5.7 | 56-1 | 9 | 19 | 6 | 17 | 157-6.0 |
| ACC | 14-12 | 274-19.6 | 27-68 | .397 | 1-3 | .333 | 20-32 | .625 | 28-46 | 74-5.3 | 35-1 | 5 | 14 | 2 | 7 | 75-5.4 |



WILL SHERRILL

#22

Freshman • Forward • 6-9 • 215 • New York, N.Y. • Phillips Academy Andover

THIS SEASON:

- Had two rebounds at Xavier
- Had his first career rebound and assist vs. Elon
- Has made every field goal attempt (3-3) this season
- Had a career-high three points vs. Longwood, making his first career 3-point attempt
- Had first career steal vs. Northwestern
- Scored two points at Penn
- Made collegiate debut vs. Howard and scored two points
- Played two minutes in the exhibition against Carson-Newman

SINGLE GAME BESTS

POINTS

Season: 3 vs. Longwood (12/7/07)
 Career: 3 vs. Longwood (12/7/07)
 ACC: --

REBOUNDS

Season: 2 at Xavier (1/3/08)
 Career: 2 at Xavier (1/3/08)
 ACC: --

FG MADE

Season: 1 on three occasions
 Career: 1 on three occasions
 ACC: --

FG ATTEMPTS

Season: 1 on three occasions
 Career: 1 on three occasions
 ACC: --

3 PT FG MADE

Season: 1 vs. Longwood (12/7/07)
 Career: 1 vs. Longwood (12/7/07)
 ACC: --

3 PT FG ATTEMPTS

Season: 1 vs. Longwood (12/7/07)
 Career: 1 vs. Longwood (12/7/07)
 ACC: --

FT MADE

Season: --
 Career: --
 ACC: --

FT ATTEMPTS

Season: --
 Career: --
 ACC: --

ASSISTS

Season: 1 vs. Elon (12/22/07)
 Career: 1 vs. Elon (12/22/07)
 ACC: --

TURNOVERS

Season: --
 Career: --
 ACC: --

BLOCKS

Season: --
 Career: --
 ACC: --

STEALS

Season: 1 vs. Northwestern (11/27/07)
 Career: 1 vs. Northwestern (11/27/07)
 ACC: --

MINUTES


Season: 3 at Xavier (1/3/08)
 Career: 3 at Xavier (1/3/08)
 ACC: 1 vs. Clemson (2/7/08)

2007-08 GAME-BY-GAME:

| Opponent | GP-GS | FG-FGA | 3FG-3FGA | FT-FTA | Off-Def | Total | A | TO | Blk | Stl | PF | Min | Pts |
|------------------|-------|--------|----------|--------|---------|-------|---|----|-----|-----|----|-----|-----|
| Vermont | DNP | | | | | | | | | | | | |
| Howard | 1-0 | 1-1 | 0-0 | 0-0 | 0-0 | 0 | 0 | 0 | 0 | 0 | 0 | 2 | 2 |
| at Arizona | DNP | | | | | | | | | | | | |
| Drexel | DNP | | | | | | | | | | | | |
| at Penn | 2-0 | 1-1 | 0-0 | 0-0 | 0-0 | 0 | 0 | 0 | 0 | 0 | 0 | 1 | 2 |
| vs. Seton Hall | DNP | | | | | | | | | | | | |
| Northwestern | 3-0 | 0-0 | 0-0 | 0-0 | 0-0 | 0 | 0 | 0 | 0 | 1 | 0 | 2 | 0 |
| Syracuse | DNP | | | | | | | | | | | | |
| Longwood | 4-0 | 1-1 | 1-1 | 0-0 | 0-0 | 0 | 0 | 0 | 0 | 0 | 0 | 1 | 3 |
| Hampton | DNP | | | | | | | | | | | | |
| Elon | 5-0 | 0-0 | 0-0 | 0-0 | 0-1 | 1 | 1 | 0 | 0 | 0 | 1 | 2 | 0 |
| Hartford | DNP | | | | | | | | | | | | |
| at Xavier | 6-0 | 0-0 | 0-0 | 0-0 | 1-1 | 2 | 0 | 0 | 0 | 0 | 2 | 3 | 0 |
| at Duke | DNP | | | | | | | | | | | | |
| Virginia Tech | DNP | | | | | | | | | | | | |
| Boston College | DNP | | | | | | | | | | | | |
| at Florida State | DNP | | | | | | | | | | | | |
| Georgia Tech | DNP | | | | | | | | | | | | |
| at Maryland | DNP | | | | | | | | | | | | |
| at Virginia Tech | DNP | | | | | | | | | | | | |
| Clemson | 7-0 | 0-0 | 0-0 | 0-0 | 0-0 | 0 | 0 | 0 | 0 | 0 | 0 | 1 | 0 |
| at Wake Forest | DNP | | | | | | | | | | | | |
| North Carolina | DNP | | | | | | | | | | | | |
| at Boston Coll. | DNP | | | | | | | | | | | | |
| NC State | DNP | | | | | | | | | | | | |
| at Miami | DNP | | | | | | | | | | | | |
| at Georgia Tech | DNP | | | | | | | | | | | | |

CAREER STATISTICS

| Year | G-GS | Min-Avg. | FG-FGA | Pct. | 3FG-3FGA | Pct. | FT-FTA | Pct. | Off-Def. | Reb-Avg. | PF-DQ | Ast | TO | Blk | Stl | Pts-Avg |
|---------------|------------|---------------|------------|--------------|------------|--------------|------------|-------------|------------|--------------|------------|----------|----------|----------|----------|--------------|
| 2007-08 | 7-0 | 12-1.7 | 3-3 | 1.000 | 1-1 | 1.000 | 0-0 | .000 | 1-2 | 3-0.4 | 3-0 | 1 | 0 | 0 | 1 | 7-1.0 |
| ACC | 1-0 | 1-1.0 | 0-0 | .000 | 0-0 | .000 | 0-0 | .000 | 0-0 | 0-0.0 | 0-0 | 0 | 0 | 0 | 0 | 0-0.0 |
| CAREER | 7-0 | 12-1.7 | 3-3 | 1.000 | 1-1 | 1.000 | 0-0 | .000 | 1-2 | 3-0.4 | 3-0 | 1 | 0 | 0 | 1 | 7-1.0 |
| ACC | 1-0 | 1-1.0 | 0-0 | .000 | 0-0 | .000 | 0-0 | .000 | 0-0 | 0-0.0 | 0-0 | 0 | 0 | 0 | 0 | 0-0.0 |



SEAN SINGLETARY

#44

Senior • Guard • 6-0 • 185 • Philadelphia, Pa. • The William Penn Charter School

THIS SEASON:

- Co-captain for the 2007-08 season, joining Donald Hand as the only three-year captains in Virginia history
- One of 30 midseason candidates for the John R. Wooden Award
- Midseason candidate for the Naismith Trophy presented by AT&T
- Bob Cousy Award presented by The Hartford (nation's top point guard) finalist
- One of 10 finalists for the Lowe's Senior CLASS Award
- First-team Collegehoops.net preseason All-American
- Third-team CBSsportsline.com preseason All-American
- CollegeInsider.com preseason All-American
- Preseason All-ACC
- Had a career-high 41 points at Miami
- Tied UVa single-game steals record with seven vs. NC State
- Had second consecutive double-double (4th of career, 3rd this season) with 19 points and 10 assists vs. Boston College (1/19)
- Had double-double with 34 points and 10 rebounds vs. Virginia Tech (1/16)
- Has had 20 or more points in a game 40 times in his career (13 this season)
- Had double-double with 14 points and career-high 10 assists vs. Northwestern
- ACC Player of the Week (11/19) after leading Virginia to wins over Howard and Arizona, his fourth career ACC Player of the Week honor

2007-08 GAME-BY GAME:

| Opponent | GP-GS | FG-FGA | 3FG-3FGA | FT-FTA | Off-Def | Total | A | TO | Blk | Stl | PF | Min | Pts |
|------------------|-------|--------|----------|--------|---------|-------|----|----|-----|-----|----|-----|-----|
| Vermont | 1-1 | 4-9 | 1-2 | 10-12 | 1-4 | 5 | 6 | 6 | 0 | 4 | 2 | 31 | 19 |
| Howard | 2-2 | 9-16 | 3-6 | 2-2 | 3-1 | 4 | 8 | 5 | 0 | 1 | 2 | 30 | 23 |
| at Arizona | 3-3 | 6-19 | 1-6 | 11-11 | 0-4 | 4 | 8 | 5 | 0 | 1 | 4 | 36 | 24 |
| Drexel | 4-4 | 7-19 | 3-3 | 7-8 | 2-5 | 7 | 5 | 8 | 0 | 2 | 3 | 37 | 24 |
| at Penn | 5-5 | 4-12 | 1-3 | 7-7 | 1-1 | 2 | 4 | 5 | 0 | 1 | 2 | 28 | 16 |
| vs. Seton Hall | 6-6 | 7-20 | 2-9 | 7-7 | 1-6 | 7 | 7 | 5 | 0 | 0 | 4 | 37 | 23 |
| Northwestern | 7-7 | 5-9 | 3-6 | 1-1 | 0-2 | 2 | 10 | 2 | 0 | 2 | 1 | 27 | 14 |
| Syracuse | 8-8 | 3-14 | 2-7 | 2-8 | 0-5 | 5 | 9 | 3 | 0 | 2 | 2 | 35 | 10 |
| Longwood | 9-9 | 6-11 | 1-3 | 8-8 | 1-1 | 2 | 8 | 6 | 0 | 0 | 1 | 33 | 21 |
| Hampton | 10-10 | 2-6 | 2-4 | 6-7 | 3-1 | 4 | 4 | 7 | 0 | 1 | 3 | 32 | 12 |
| Elon | 11-11 | 5-7 | 3-4 | 7-9 | 0-5 | 5 | 8 | 3 | 0 | 3 | 2 | 28 | 20 |
| Hartford | 12-12 | 3-14 | 1-5 | 5-7 | 1-3 | 4 | 4 | 5 | 0 | 2 | 2 | 29 | 12 |
| at Xavier | 13-13 | 5-12 | 1-3 | 3-4 | 1-2 | 3 | 7 | 2 | 0 | 1 | 4 | 33 | 14 |
| at Duke | 14-14 | 6-12 | 2-4 | 4-4 | 0-0 | 0 | 4 | 6 | 0 | 0 | 4 | 34 | 18 |
| Virginia Tech | 15-15 | 12-21 | 5-7 | 5-6 | 1-9 | 10 | 3 | 4 | 0 | 3 | 4 | 44 | 34 |
| Boston College | 16-16 | 7-14 | 0-3 | 5-6 | 0-2 | 2 | 10 | 1 | 0 | 6 | 3 | 37 | 19 |
| at Florida State | 17-17 | 4-11 | 1-5 | 2-2 | 2-1 | 3 | 7 | 5 | 0 | 1 | 4 | 33 | 11 |
| Georgia Tech | 18-18 | 5-19 | 0-6 | 1-2 | 1-3 | 4 | 8 | 4 | 0 | 3 | 5 | 41 | 11 |
| at Maryland | 19-19 | 9-17 | 1-4 | 4-4 | 0-0 | 0 | 3 | 0 | 0 | 0 | 3 | 34 | 23 |
| at Virginia Tech | 20-20 | 6-15 | 3-6 | 11-14 | 2-3 | 5 | 2 | 3 | 0 | 1 | 4 | 37 | 26 |
| Clemson | 21-21 | 5-10 | 2-3 | 2-3 | 1-3 | 4 | 2 | 5 | 0 | 0 | 1 | 32 | 14 |
| at Wake Forest | 22-22 | 7-18 | 0-3 | 7-8 | 1-0 | 1 | 3 | 4 | 0 | 2 | 3 | 36 | 21 |
| North Carolina | 23-23 | 9-20 | 3-8 | 6-7 | 1-5 | 6 | 7 | 4 | 0 | 3 | 1 | 35 | 27 |
| at Boston Coll. | 24-24 | 5-10 | 2-3 | 4-4 | 0-5 | 5 | 4 | 1 | 0 | 1 | 4 | 36 | 16 |
| NC State | 25-25 | 7-15 | 1-4 | 6-8 | 1-1 | 2 | 6 | 3 | 0 | 7 | 1 | 33 | 21 |
| at Miami | 26-26 | 12-25 | 4-8 | 13-14 | 0-9 | 9 | 3 | 0 | 0 | 1 | 4 | 36 | 41 |
| at Georgia Tech | 27-27 | 5-13 | 1-5 | 6-6 | 0-1 | 1 | 6 | 3 | 0 | 3 | 2 | 33 | 17 |

SINGLE GAME BESTS

POINTS

Season: 41 at Miami (3/1/08)
 Career: 41 at Miami (3/1/08)
 ACC: 41 at Miami (3/1/08)

REBOUNDS

Season: 10 vs. Virginia Tech (1/16/08)
 Career: 10 vs. UNC (3/10/06), vs. Va Tech (1/16/08)
 ACC: 10 vs. UNC (3/10/06), vs. Va Tech (1/16/08)

FG MADE

Season: 12 vs. VT (1/16/08), at Miami (3/1/08)
 Career: 12 vs. VT (1/16/08), at Miami (3/1/08)
 ACC: 12 vs. VT (1/16/08), at Miami (3/1/08)

FG ATTEMPTS

Season: 25 at Miami (3/1/08)
 Career: 25 at Miami (3/1/08)
 ACC: 25 at Miami (3/1/08)

3 PT FG MADE

Season: 5 vs. Virginia Tech (1/16/08)
 Career: 7 vs. Gonzaga (1/3/07)
 ACC: 5 at NC State (1/24/07), vs. Va Tech (1/16/08)

3 PT FG ATTEMPTS

Season: 9 vs. Seton Hall (11/24/07)
 Career: 12 vs. Gonzaga (1/3/07), vs. Ga. Tech (2/24/07)
 ACC: 12 vs. Georgia Tech (2/24/07)

FT MADE

Season: 13 at Miami (3/1/08)
 Career: 14 vs. Hampton (12/16/06)
 ACC: 13 at Miami (3/1/08)

FT ATTEMPTS

Season: 14 at VT (2/2/08), at Miami (3/1/08)
 Career: 16 vs. Hampton (12/16/06)
 ACC: 14 on three occasions

ASSISTS

Season: 10 vs. N'western (11/27/07), vs. BC (1/19/08)
 Career: 10 vs. N'western (11/27/07), vs. BC (1/19/08)
 ACC: 10 vs. Boston College (1/19/08)

TURNOVERS

Season: 8 vs. Drexel (11/20/07)
 Career: 9 at Arizona (11/27/05), at Clemson (2/25/06)
 ACC: 9 at Clemson (2/25/06)

BLOCKS

Season: --
 Career: 2 vs. Auburn (12/3/04)
 ACC: 1 on three occasions

STEALS

Season: 7 vs. NC State (2/24/08)
 Career: 7 vs. NC State (2/24/08)
 ACC: 7 vs. NC State (2/24/08)

MINUTES

Season: 44 vs. Virginia Tech (1/16/08)
 Career: 45 vs. Maryland (2/19/05)
 ACC: 45 vs. Maryland (2/19/05)

CAREER STATISTICS

| Year | G-GS | Min-Avg. | FG-FGA | Pct. | 3FG-3FGA | Pct. | FT-FTA | Pct. | Off-Def. | Reb-Avg. | PF-DQ | Ast | TO | Blk | Stl | Pts-Avg |
|---------------|----------------|------------------|-----------------|-------------|----------------|-------------|----------------|-------------|----------------|----------------|--------------|------------|------------|----------|------------|------------------|
| 2004-05 | 29-29 | 866-29.9 | 101-262 | .385 | 34-106 | .321 | 69-89 | .775 | 24-64 | 88-3.0 | 92-4 | 113 | 70 | 2 | 48 | 305-10.5 |
| ACC | 16-16 | 489-30.6 | 55-143 | .385 | 19-57 | .333 | 39-50 | .780 | 13-28 | 41-2.6 | 55-3 | 59 | 28 | 0 | 22 | 168-10.5 |
| 2005-06 | 29-29 | 982-33.9 | 168-420 | .400 | 51-147 | .347 | 125-148 | .845 | 34-94 | 128-4.4 | 65-0 | 121 | 104 | 3 | 54 | 512-17.7 |
| ACC | 16-16 | 553-34.6 | 97-250 | .388 | 25-84 | .298 | 59-67 | .881 | 16-48 | 64-4.0 | 39-0 | 66 | 59 | 3 | 22 | 278-17.4 |
| 2006-07 | 32-32 | 1064-33.2 | 170-425 | .400 | 79-203 | .389 | 190-218 | .872 | 36-111 | 147-4.6 | 81-1 | 151 | 100 | 1 | 38 | 609-19.0 |
| ACC | 16-16 | 552-34.5 | 88-216 | .407 | 41-105 | .390 | 66-80 | .825 | 20-59 | 79-4.9 | 42-1 | 68 | 54 | 0 | 20 | 283-17.7 |
| 2007-08 | 27-27 | 917-34.0 | 165-388 | .425 | 49-130 | .377 | 152-179 | .849 | 24-82 | 106-3.9 | 74-1 | 156 | 105 | 0 | 51 | 531-19.7 |
| ACC | 14-14 | 501-35.8 | 99-220 | .450 | 25-69 | .362 | 76-88 | .864 | 10-42 | 52-3.7 | 42-1 | 68 | 43 | 0 | 31 | 299-21.4 |
| CAREER | 117-117 | 3829-32.7 | 604-1495 | .404 | 213-586 | .363 | 536-634 | .845 | 118-351 | 469-4.0 | 312-6 | 541 | 379 | 6 | 191 | 1957-16.7 |
| ACC | 62-62 | 2095-33.8 | 339-829 | .409 | 110-315 | .349 | 240-285 | .842 | 59-177 | 236-3.8 | 178-5 | 261 | 184 | 3 | 95 | 1028-16.6 |

SEAN SINGLETARY

SENIOR • GUARD • UNIVERSITY OF VIRGINIA

- **BOB COUSY AWARD FINALIST**
- **JOHN R. WOODEN AWARD CANDIDATE**
- **NAISMITH TROPHY CANDIDATE**
- **ALL-AMERICA CANDIDATE**
- **ACC PLAYER OF THE YEAR CANDIDATE**
- **LOWE'S SENIOR CLASS AWARD FINALIST**

ONE OF FIVE PLAYERS IN ACC HISTORY TO HAVE **1,500** CAREER POINTS, **500** CAREER ASSISTS AND **400** CAREER REBOUNDS

RANKS IN THE TOP **10** IN VIRGINIA HISTORY IN **6** DIFFERENT CAREER CATEGORIES (POINTS, ASSISTS, STEALS, FIELD GOALS, 3-POINT FIELD GOALS, FREE THROWS MADE)

SCORED IN DOUBLE FIGURES IN **49** CONSECUTIVE GAMES, THE LONGEST ACTIVE STREAK IN THE ACC

THE **ONLY** PLAYER IN DIVISION I THIS SEASON TO HAVE A **40-POINT** GAME, A **10-REBOUND** GAME, AND A **10-ASSIST** GAME

THE **ONLY** PLAYER IN THE ACC THIS SEASON TO HAVE A POINTS-ASSISTS DOUBLE-DOUBLE AND A POINTS-REBOUNDS DOUBLE-DOUBLE

13 GAMES THIS SEASON OF **20** OR MORE POINTS

8 GAMES THIS SEASON OF **8** OR MORE ASSISTS

ONE OF TWO THREE-YEAR CAPTAINS IN VIRGINIA HISTORY

"He continues to amaze me. I can't come close to naming somebody that I've ever been around that has the kind of heart he does. This program or this league might not see the likes of someone that has the heart that Sean does for a long time." - Virginia head coach Dave Leitao

2007-08 STATS: **19.7 POINTS/GAME** **5.8 ASSISTS/GAME** **3.9 REBOUNDS/GAME**





TUNJI SOROYE

#21

Senior • Center • 6-11 • 252 • Dugbe Ibadan, Nigeria • Montrose Christian School

THIS SEASON:

- Missed the last 14 games due to injury
- Made season debut vs. Hartford
- Had arthroscopic surgery on Nov. 8 to correct cartilage damage in his left knee and missed the first 11 games of the season
- Had six points, four rebounds, and four blocks in the exhibition against Carson-Newman

SINGLE GAME BESTS

POINTS

Season: 1 vs. Hartford (12/30/07)
 Career: 12 vs. Fordham (12/7/05)
 ACC: 6 on three occasions

REBOUNDS

Season: 2 vs. Hartford (12/30/07)
 Career: 11 vs. Maryland (2/6/07)
 ACC: 11 vs. Maryland (2/6/07)

FG MADE

Season: --
 Career: 4 vs. Fordham (12/7/05), vs. Albany (3/16/07)
 ACC: 3 vs. Florida State (1/11/06)

FG ATTEMPTS

Season: 1 at Xavier (1/3/08)
 Career: 8 vs. Albany (3/16/07)
 ACC: 5 vs. Florida State (1/11/06)

3 PT FG MADE

Season: --
 Career: --
 ACC: --

3 PT FG ATTEMPTS

Season: --
 Career: --
 ACC: --

FT MADE

Season: 1 vs. Hartford (12/30/07)
 Career: 4 on three occasions
 ACC: 4 vs. Clemson (1/7/06)

FT ATTEMPTS

Season: 2 vs. Hartford (12/30/07)
 Career: 6 vs. Fordham (12/7/05)
 ACC: 5 vs. Florida State (2/17/07)

ASSISTS

Season: --
 Career: 1 on 13 occasions
 ACC: 1 on eight occasions

TURNOVERS

Season: 2 vs. Hartford (12/30/07)
 Career: 4 at Virginia Tech (1/15/06)
 ACC: 4 at Virginia Tech (1/15/06)

BLOCKS

Season: --
 Career: 5 vs. Duke (3/11/05)
 ACC: 5 vs. Duke (3/11/05)

STEALS

Season: --
 Career: 2 on three occasions
 ACC: 2 vs. UNC (1/19/06), at FSU (2/18/06)

MINUTES


Season: 5 at Xavier (1/3/08)
 Career: 33 vs. Clemson (1/7/06)
 ACC: 33 vs. Clemson (1/7/06)

2007-08 GAME-BY-GAME:

| Opponent | GP-GS | FG-FGA | 3FG-3FGA | FT-FTA | Off-Def | Total | A | TO | Blk | Stl | PF | Min | Pts |
|------------------|-------|--------|----------|--------|---------|-------|---|----|-----|-----|----|-----|-----|
| Vermont | DNP | | | | | | | | | | | | |
| Howard | DNP | | | | | | | | | | | | |
| at Arizona | DNP | | | | | | | | | | | | |
| Drexel | DNP | | | | | | | | | | | | |
| at Penn | DNP | | | | | | | | | | | | |
| vs. Seton Hall | DNP | | | | | | | | | | | | |
| Northwestern | DNP | | | | | | | | | | | | |
| Syracuse | DNP | | | | | | | | | | | | |
| Longwood | DNP | | | | | | | | | | | | |
| Hampton | DNP | | | | | | | | | | | | |
| Elon | DNP | | | | | | | | | | | | |
| Hartford | 1-0 | 0-0 | 0-0 | 1-2 | 1-1 | 2 | 0 | 2 | 0 | 0 | 2 | 3 | 1 |
| at Xavier | 2-0 | 0-1 | 0-0 | 0-0 | 1-0 | 1 | 0 | 0 | 0 | 0 | 0 | 5 | 0 |
| at Duke | DNP | | | | | | | | | | | | |
| Virginia Tech | DNP | | | | | | | | | | | | |
| Boston College | DNP | | | | | | | | | | | | |
| at Florida State | DNP | | | | | | | | | | | | |
| Georgia Tech | DNP | | | | | | | | | | | | |
| at Maryland | DNP | | | | | | | | | | | | |
| at Virginia Tech | DNP | | | | | | | | | | | | |
| Clemson | DNP | | | | | | | | | | | | |
| at Wake Forest | DNP | | | | | | | | | | | | |
| North Carolina | DNP | | | | | | | | | | | | |
| at Boston Coll. | DNP | | | | | | | | | | | | |
| NC State | DNP | | | | | | | | | | | | |
| at Miami | DNP | | | | | | | | | | | | |
| at Georgia Tech | DNP | | | | | | | | | | | | |

CAREER STATISTICS

| Year | G-GS | Min-Avg. | FG-FGA | Pct. | 3FG-3FGA | Pct. | FT-FTA | Pct. | Off-Def. | Reb-Avg. | PF-DQ | Ast | TO | Blk | Stl | Pts-Avg |
|---------------|--------------|------------------|--------------|-------------|------------|-------------|--------------|-------------|---------------|----------------|--------------|-----------|-----------|-----------|-----------|----------------|
| 2004-05 | 21-2 | 120-5.7 | 4-10 | .400 | 0-0 | .000 | 4-7 | .571 | 7-21 | 28-1.3 | 18-0 | 2 | 3 | 15 | 1 | 12-0.6 |
| ACC | 12-0 | 72-6.0 | 4-5 | .800 | 0-0 | .000 | 2-4 | .500 | 4-12 | 16-1.3 | 14-0 | 2 | 2 | 8 | 1 | 10-0.8 |
| 2005-06 | 30-23 | 553-18.4 | 21-51 | .412 | 0-0 | .000 | 13-19 | .684 | 36-70 | 106-3.5 | 88-7 | 4 | 38 | 37 | 10 | 55-1.8 |
| ACC | 16-16 | 290-18.1 | 9-26 | .346 | 0-0 | .000 | 6-9 | .667 | 18-33 | 51-3.2 | 49-4 | 2 | 19 | 15 | 6 | 24-1.5 |
| 2006-07 | 28-11 | 391-14.0 | 18-35 | .514 | 0-0 | .000 | 24-39 | .615 | 35-54 | 89-3.2 | 46-0 | 7 | 20 | 26 | 7 | 60-2.1 |
| ACC | 16-6 | 252-15.8 | 12-19 | .632 | 0-0 | .000 | 10-23 | .435 | 27-30 | 57-3.6 | 29-0 | 4 | 10 | 14 | 2 | 34-2.1 |
| 2007-08 | 2-0 | 8-4.0 | 0-1 | .000 | 0-0 | .000 | 1-2 | .500 | 2-1 | 3-1.5 | 2-0 | 0 | 2 | 0 | 0 | 1-0.5 |
| ACC | 0-0 | | | | | | | | | | | | | | | |
| CAREER | 81-36 | 1072-13.2 | 43-97 | .443 | 0-0 | .000 | 42-67 | .627 | 80-146 | 226-2.8 | 154-7 | 13 | 63 | 78 | 18 | 128-1.6 |
| ACC | 44-22 | 614-14.0 | 25-50 | .500 | 0-0 | .000 | 18-36 | .500 | 49-75 | 124-2.8 | 92-4 | 8 | 31 | 37 | 9 | 68-1.5 |



SOLOMON TAT

#45

Sophomore • Guard/Forward • 6-5 • 223 • Jos Plateau, Nigeria • Community Christian School

THIS SEASON:

- Had six points and three rebounds at Miami
- Had four points vs. Clemson
- Had three points and two rebounds at Maryland
- Had a career-high 12 points (3-4 FG, 6-9 FT) at Xavier
- Made season debut vs. Hartford
- Did not play in the first 11 games of the season due to injury

SINGLE GAME BESTS

POINTS

Season: 12 at Xavier (1/3/08)
 Career: 12 at Xavier (1/3/08)
 ACC: 8 at Virginia Tech (2/10/07)

REBOUNDS

Season: 3 at Miami (3/1/08), at Ga. Tech (3/3/08)
 Career: 6 at Virginia Tech (2/10/07)
 ACC: 6 at Virginia Tech (2/10/07)

FG MADE

Season: 3 at Xavier (1/3/08)
 Career: 3 at Virginia Tech (2/10/07), at Xavier (1/3/08)
 ACC: 3 at Virginia Tech (2/10/07)

FG ATTEMPTS

Season: 4 on three occasions
 Career: 9 at Virginia Tech (2/10/07)
 ACC: 9 at Virginia Tech (2/10/07)

3 PT FG MADE

Season: --
 Career: --
 ACC: --

3 PT FG ATTEMPTS

Season: 1 at FSU (1/23/08), at Miami (3/1/08)
 Career: 1 on five occasions
 ACC: 1 on three occasions

FT MADE

Season: 6 at Xavier (1/3/08)
 Career: 6 at Xavier (1/3/08)
 ACC: 2 on four occasions

FT ATTEMPTS

Season: 9 at Xavier (1/3/08)
 Career: 9 at Xavier (1/3/08)
 ACC: 2 on five occasions

ASSISTS

Season: 1 on five occasions
 Career: 5 vs. Gonzaga (1/3/07)
 ACC: 2 at Clemson (1/28/07), at Wake (3/3/07)

TURNOVERS

Season: 2 at Xavier (1/3/08), at Duke (1/13/08)
 Career: 2 on four occasions
 ACC: 2 vs. Maryland (1/16/07), at Duke (1/13/08)

BLOCKS

Season: --
 Career: 1 vs. Longwood (2/13/07)
 ACC: --

STEALS

Season: 1 on three occasions
 Career: 2 vs. Stanford (1/7/07), vs. Md. (1/16/07)
 ACC: 2 vs. Maryland (1/16/07)

MINUTES


Season: 16 on three occasions
 Career: 23 at Virginia Tech (2/10/07)
 ACC: 23 at Virginia Tech (2/10/07)

2007-08 GAME-BY GAME:

| Opponent | GP-GS | FG-FGA | 3FG-3FGA | FT-FTA | Off-Def | Total | A | TO | Blk | Stl | PF | Min | Pts |
|------------------|-------|--------|----------|--------|---------|-------|---|----|-----|-----|----|-----|-----|
| Vermont | DNP | | | | | | | | | | | | |
| Howard | DNP | | | | | | | | | | | | |
| at Arizona | DNP | | | | | | | | | | | | |
| Drexel | DNP | | | | | | | | | | | | |
| at Penn | DNP | | | | | | | | | | | | |
| vs. Seton Hall | DNP | | | | | | | | | | | | |
| Northwestern | DNP | | | | | | | | | | | | |
| Syracuse | DNP | | | | | | | | | | | | |
| Longwood | DNP | | | | | | | | | | | | |
| Hampton | DNP | | | | | | | | | | | | |
| Elon | DNP | | | | | | | | | | | | |
| Hartford | 1-0 | 0-0 | 0-0 | 0-0 | 0-0 | 0 | 1 | 0 | 0 | 0 | 0 | 5 | 0 |
| at Xavier | 2-0 | 3-4 | 0-0 | 6-9 | 2-0 | 2 | 1 | 2 | 0 | 0 | 1 | 16 | 12 |
| at Duke | 3-0 | 0-1 | 0-0 | 0-0 | 0-2 | 2 | 0 | 2 | 0 | 1 | 0 | 16 | 0 |
| Virginia Tech | 4-0 | 0-0 | 0-0 | 0-0 | 0-0 | 0 | 0 | 0 | 0 | 0 | 0 | 3 | 0 |
| Boston College | DNP | | | | | | | | | | | | |
| at Florida State | 5-0 | 0-2 | 0-1 | 0-0 | 0-0 | 0 | 0 | 0 | 0 | 1 | 0 | 4 | 0 |
| Georgia Tech | 6-0 | 0-0 | 0-0 | 0-0 | 0-0 | 0 | 0 | 0 | 0 | 0 | 0 | 0+ | 0 |
| at Maryland | 7-0 | 1-1 | 0-0 | 1-2 | 1-1 | 2 | 0 | 1 | 0 | 0 | 2 | 7 | 3 |
| at Virginia Tech | DNP | | | | | | | | | | | | |
| Clemson | 8-0 | 2-4 | 0-0 | 0-0 | 0-1 | 1 | 1 | 1 | 0 | 1 | 0 | 9 | 4 |
| at Wake Forest | DNP | | | | | | | | | | | | |
| North Carolina | DNP | | | | | | | | | | | | |
| at Boston Coll. | DNP | | | | | | | | | | | | |
| NC State | DNP | | | | | | | | | | | | |
| at Miami | 9-0 | 2-4 | 0-1 | 2-2 | 0-3 | 3 | 1 | 0 | 0 | 0 | 2 | 16 | 6 |
| at Georgia Tech | 10-0 | 1-2 | 0-0 | 2-2 | 0-3 | 3 | 1 | 0 | 0 | 0 | 0 | 7 | 4 |

CAREER STATISTICS

| Year | G-GS | Min-Avg. | FG-FGA | Pct. | 3FG-3FGA | Pct. | FT-FTA | Pct. | Off-Def. | Reb-Avg. | PF-DQ | Ast | TO | Blk | Stl | Pts-Avg |
|---------------|-------------|----------------|--------------|-------------|------------|-------------|--------------|-------------|--------------|---------------|-------------|-----------|-----------|----------|-----------|---------------|
| 2006-07 | 20-0 | 165-8.3 | 14-40 | .350 | 0-3 | .000 | 12-19 | .632 | 7-25 | 32-1.6 | 24-0 | 13 | 8 | 1 | 8 | 40-2.0 |
| ACC | 13-0 | 107-8.2 | 8-25 | .320 | 0-1 | .000 | 5-5 | 1.000 | 5-16 | 21-1.6 | 17-0 | 6 | 4 | 0 | 5 | 21-1.6 |
| 2007-08 | 10-0 | 83-8.3 | 9-18 | .500 | 0-2 | .000 | 11-15 | .733 | 3-10 | 13-1.3 | 5-0 | 5 | 6 | 0 | 3 | 29-2.9 |
| ACC | 8-0 | 62-7.8 | 6-14 | .429 | 0-2 | .000 | 5-6 | .833 | 1-10 | 11-1.4 | 4-0 | 3 | 4 | 0 | 3 | 17-2.1 |
| CAREER | 30-0 | 248-8.3 | 23-58 | .397 | 0-5 | .000 | 23-34 | .676 | 10-35 | 45-1.5 | 29-0 | 18 | 14 | 1 | 11 | 69-2.3 |
| ACC | 21-0 | 169-8.0 | 14-39 | .359 | 0-3 | .000 | 10-11 | .909 | 6-26 | 32-1.5 | 21-0 | 9 | 8 | 0 | 8 | 38-1.8 |



JAMIL TUCKER

#12

Sophomore • Forward • 6-8 • 241 • Gary, Ind. • West Side H.S.

THIS SEASON:

- Scored a career-high 14 points at Miami
- Made first career start at Wake Forest and had four points and tied his career high with nine rebounds in a career-high 30 minutes
- Had 10 points and five rebounds at Virginia Tech (2/2)
- Scored 13 points vs. Georgia Tech (1/27)
- Had seven rebounds and tied a career high with two assists vs. BC (1/19)
- Tied a career high with two blocks vs. Virginia Tech (1/16)
- Had nine points and five rebounds at Duke
- Did not play vs. Syracuse due to illness and vs. Hartford due to injury
- Had eight points, six rebounds, and tied a career high with two blocks vs. Hampton
- Had a career-high two assists vs. Northwestern
- Scored eight points (3-4 FG) at Penn
- Had seven points and four rebounds vs. Drexel
- Had 12 points (on a career-high 5 FG) at Arizona
- Had five points and tied a career high with two blocks vs. Vermont
- Had 16 points (6-8 FG) in the exhibition against Carson-Newman

SINGLE GAME BESTS

POINTS

Season: 14 at Miami (3/1/08)
 Career: 14 at Miami (3/1/08)
 ACC: 14 at Miami (3/1/08)

REBOUNDS

Season: 9 at Wake Forest (2/9/08)
 Career: 9 at BC (1/13/07), at WF (2/9/08)
 ACC: 9 at BC (1/13/07), at WF (2/9/08)

FG MADE

Season: 5 at Arizona (11/17/07)
 Career: 5 at Arizona (11/17/07)
 ACC: 4 on four occasions

FG ATTEMPTS

Season: 10 at Wake Forest (2/9/08)
 Career: 10 at Wake Forest (2/9/08)
 ACC: 10 at Wake Forest (2/9/08)

3 PT FG MADE

Season: 3 vs. GT (1/27/08), at Miami (3/1/08)
 Career: 3 on five occasions
 ACC: 3 on four occasions

3 PT FG ATTEMPTS

Season: 7 at Wake Forest (2/9/08)
 Career: 7 at Wake Forest (2/9/08)
 ACC: 7 at Wake Forest (2/9/08)

FT MADE

Season: 5 vs. Hampton (12/19/07)
 Career: 5 vs. Hampton (12/19/07)
 ACC: 3 vs. Md (1/16/07), at Miami (3/1/08)

FT ATTEMPTS

Season: 5 vs. Hampton (12/19/07)
 Career: 5 vs. Hampton (12/19/07)
 ACC: 4 on three occasions

ASSISTS

Season: 2 on four occasions
 Career: 2 on four occasions
 ACC: 2 on three occasions

TURNOVERS

Season: 2 on four occasions
 Career: 3 vs. Wake Forest (1/21/07)
 ACC: 3 vs. Wake Forest (1/21/07)

BLOCKS

Season: 2 on three occasions
 Career: 2 on four occasions
 ACC: 2 vs. Virginia Tech (1/16/08)

STEALS

Season: 1 on four occasions
 Career: 1 on seven occasions
 ACC: 1 on four occasions

MINUTES

Season: 30 at Wake Forest (2/9/08)
 Career: 30 at Wake Forest (2/9/08)
 ACC: 30 at Wake Forest (2/9/08)

2007-08 GAME-BY-GAME:

| Opponent | GP-GS | FG-FGA | 3FG-3FGA | FT-FTA | Off-Def | Total | A | TO | Blk | Stl | PF | Min | Pts |
|------------------|-------|--------|----------|--------|---------|-------|---|----|-----|-----|----|-----|-----|
| Vermont | 1-0 | 1-4 | 1-4 | 2-2 | 0-2 | 2 | 0 | 0 | 2 | 0 | 1 | 17 | 5 |
| Howard | 2-0 | 0-0 | 0-0 | 0-0 | 0-0 | 0 | 0 | 0 | 0 | 0 | 4 | 3 | 0 |
| at Arizona | 3-0 | 5-7 | 2-3 | 0-0 | 2-2 | 4 | 0 | 1 | 0 | 0 | 1 | 21 | 12 |
| Drexel | 4-0 | 3-4 | 1-1 | 0-0 | 0-4 | 4 | 0 | 2 | 0 | 0 | 1 | 19 | 7 |
| at Penn | 5-0 | 3-4 | 2-3 | 0-0 | 0-3 | 3 | 0 | 1 | 0 | 0 | 4 | 8 | 8 |
| vs. Seton Hall | 6-0 | 0-4 | 0-3 | 0-0 | 0-0 | 0 | 0 | 0 | 1 | 0 | 0 | 12 | 0 |
| Northwestern | 7-0 | 1-2 | 1-2 | 0-0 | 0-1 | 1 | 2 | 0 | 0 | 0 | 2 | 7 | 3 |
| Syracuse | DNP | | | | | | | | | | | | |
| Longwood | 8-0 | 0-0 | 0-0 | 0-0 | 0-0 | 0 | 1 | 0 | 0 | 0 | 2 | 8 | 0 |
| Hampton | 9-0 | 1-3 | 1-2 | 5-5 | 0-6 | 6 | 1 | 2 | 2 | 0 | 4 | 19 | 8 |
| Elon | 10-0 | 1-3 | 0-2 | 0-0 | 1-3 | 4 | 1 | 0 | 0 | 0 | 3 | 13 | 2 |
| Hartford | DNP | | | | | | | | | | | | |
| at Xavier | 11-0 | 1-2 | 0-1 | 0-0 | 0-1 | 1 | 0 | 1 | 1 | 1 | 4 | 13 | 2 |
| at Duke | 12-0 | 4-7 | 1-3 | 0-0 | 2-3 | 5 | 1 | 1 | 1 | 0 | 1 | 18 | 9 |
| Virginia Tech | 13-0 | 0-1 | 0-1 | 0-0 | 2-1 | 3 | 1 | 1 | 2 | 0 | 2 | 12 | 0 |
| Boston College | 14-0 | 1-7 | 1-5 | 0-0 | 1-6 | 7 | 2 | 0 | 0 | 1 | 2 | 19 | 3 |
| at Florida State | 15-0 | 0-0 | 0-0 | 0-0 | 0-1 | 1 | 0 | 2 | 0 | 0 | 0 | 2 | 0 |
| Georgia Tech | 16-0 | 4-7 | 3-5 | 2-3 | 0-3 | 3 | 0 | 1 | 0 | 0 | 4 | 21 | 13 |
| at Maryland | 17-0 | 0-2 | 0-2 | 0-0 | 0-0 | 0 | 0 | 0 | 0 | 0 | 0 | 3 | 0 |
| at Virginia Tech | 18-0 | 4-7 | 2-3 | 0-0 | 1-4 | 5 | 0 | 1 | 0 | 0 | 1 | 17 | 10 |
| Clemson | 19-0 | 1-2 | 0-1 | 1-2 | 0-0 | 0 | 2 | 0 | 0 | 0 | 0 | 9 | 3 |
| at Wake Forest | 20-1 | 2-10 | 2-7 | 0-0 | 2-7 | 9 | 1 | 2 | 0 | 1 | 4 | 30 | 6 |
| North Carolina | 21-2 | 2-7 | 1-5 | 0-0 | 1-1 | 2 | 0 | 0 | 0 | 0 | 2 | 18 | 5 |
| at Boston Coll. | 22-2 | 1-1 | 1-1 | 0-0 | 0-1 | 1 | 1 | 0 | 0 | 0 | 4 | 11 | 3 |
| NC State | 23-2 | 2-3 | 1-2 | 0-0 | 0-1 | 1 | 0 | 0 | 0 | 1 | 0 | 10 | 5 |
| at Miami | 24-2 | 4-6 | 3-4 | 3-4 | 3-0 | 3 | 2 | 0 | 0 | 0 | 1 | 20 | 14 |
| at Georgia Tech | 25-2 | 0-5 | 0-2 | 2-2 | 0-4 | 4 | 0 | 1 | 0 | 0 | 3 | 19 | 2 |

CAREER STATISTICS

| Year | G-GS | Min-Avg. | FG-FGA | Pct. | 3FG-3FGA | Pct. | FT-FTA | Pct. | Off-Def. | Reb-Avg. | PF-DQ | Ast | TO | Blk | Stl | Pts-Avg |
|---------------|-------------|-----------------|---------------|-------------|---------------|-------------|--------------|-------------|--------------|----------------|-------------|-----------|-----------|-----------|----------|----------------|
| 2006-07 | 29-0 | 291-10.0 | 32-73 | .438 | 21-43 | .488 | 15-27 | .556 | 16-44 | 60-2.1 | 39-0 | 3 | 19 | 6 | 3 | 100-3.4 |
| ACC | 13-0 | 113-8.7 | 15-32 | .469 | 11-19 | .579 | 8-13 | .615 | 7-20 | 27-2.1 | 20-0 | 0 | 9 | 0 | 1 | 49-3.8 |
| 2007-08 | 25-2 | 349-14.0 | 41-98 | .418 | 23-62 | .371 | 15-18 | .833 | 15-54 | 69-2.8 | 50-0 | 15 | 16 | 9 | 4 | 120-4.8 |
| ACC | 14-2 | 209-14.9 | 25-65 | .385 | 15-41 | .366 | 8-11 | .727 | 12-32 | 44-3.1 | 24-0 | 10 | 9 | 3 | 3 | 73-5.2 |
| CAREER | 54-2 | 640-11.9 | 73-171 | .427 | 44-105 | .419 | 30-45 | .667 | 31-98 | 129-2.4 | 89-0 | 18 | 35 | 15 | 7 | 220-4.1 |
| ACC | 27-2 | 322-11.9 | 40-97 | .412 | 26-60 | .433 | 16-24 | .667 | 19-52 | 71-2.6 | 44-0 | 10 | 18 | 3 | 4 | 122-4.5 |

VIRGINIA'S LEADING PERFORMERS in 2007-08

| Opponent | Points | Rebounds | Assists | Score |
|----------------|------------------------------|----------------------------|----------------------------|------------|
| Vermont | Joseph (19), Singletary (19) | Diane (8) | Singletary (6) | 90-72 |
| Howard | Singletary (23) | Baker (8) | Singletary (8) | 92-53 |
| Arizona | Singletary (24) | Mikalauskas (6) | Singletary (8) | 75-72 |
| Drexel | Singletary (24) | Joseph (11) | Singletary (5) | 72-58 |
| Pennsylvania | Joseph (23) | Scott (13) | Baker (5) | 100-85 |
| Seton Hall | Singletary (23) | Joseph (16) | Singletary (7) | 60-74 |
| Northwestern | Diane (22) | Diane (7) | Singletary (10) | 94-52 |
| Syracuse | Joseph (19) | Joseph (13) | Singletary (9) | 68-70 |
| Longwood | Singletary (21) | Scott (11) | Singletary (8) | 76-57 |
| Hampton | Joseph (19) | Meyinsse (9) | Singletary (4) | 79-65 |
| Elon | Singletary (20) | Scott (9) | Singletary (8) | 91-61 |
| Hartford | Diane (20) | Joseph (12) | Singletary (4), Baker (4) | 78-70 |
| Xavier | Singletary (14) | Scott (6) | Singletary (7) | 70-108 |
| Duke | Singletary (18) | Joseph (9) | Singletary (4) | 65-87 |
| Virginia Tech | Singletary (34) | Singletary (10) | Baker (3), Singletary (3) | 69-70 (ot) |
| Boston College | Diane (20) | Pettinella (8) | Singletary (10) | 84-66 |
| Florida State | Diane (21) | Joseph (8) | Singletary (7) | 67-69 |
| Georgia Tech | Baker (16), Diane (16) | Joseph (9), Scott (9) | Singletary (8) | 82-92 (ot) |
| Maryland | Singletary (23) | Scott (12) | Diane (4) | 75-85 |
| Virginia Tech | Singletary (26) | Joseph (8) | Baker (4) | 65-72 (ot) |
| Clemson | Joseph (19) | Scott (7) | Singletary (2), Tucker (2) | 51-82 |
| Wake Forest | Singletary (21) | Pettinella (11) | Singletary (3) | 64-80 |
| North Carolina | Singletary (27) | Diane (7) | Singletary (7) | 74-75 |
| Boston College | Diane (20) | Scott (12) | Baker (5) | 79-74 |
| NC State | Singletary (21) | Baker (6) | Singletary (6) | 78-60 |
| Miami | Singletary (41) | Mikalauskas (13) | Singletary (3) | 93-95 |
| Georgia Tech | Singletary (17) | Baker (7), Mikalauskas (7) | Singletary (6) | 76-74 |
| Duke | | | | |
| Maryland | | | | |

Additional team information

Led in scoring: Singletary (17), Diane (6), Joseph (5), Baker (1)

Led in rebounding: Joseph (8), Scott (8), Baker (3), Diane (3), Mikalauskas (3), Pettinella (2), Meyinsse (1), Singletary (1)

Led in assists: Singletary (23), Baker (5), Diane (1), Tucker (1)

Forty-point games (1): Singletary (1)

Thirty-point games (1): Singletary (1)

Twenty-point games (18): Singletary (12), Diane (5), Joseph (1)

Double figure scoring (86): Singletary (27), Diane (16), Baker (13), Joseph (13), Scott (4), Tucker (4), Jones (3), Mikalauskas (3), Meyinsse (1), Pettinella (1), Tat (1)

Double figure rebounds (12): Joseph (5), Scott (4), Mikalauskas (1), Pettinella (1), Singletary (1)

Double figure assists (2): Singletary (2)

"Double-Doubles" (12): Joseph (5), Singletary (3), Scott (2), Mikalauskas (1), Pettinella (1)

Largest halftime lead: 25 vs. Northwestern (Nov. 27) (54-29)

Largest halftime deficit: 31 vs. Xavier (Jan. 3) (61-30)

Largest halftime deficit overcome to gain victory: 4 at Georgia Tech (March 3) (42-38)

Largest halftime lead surrendered in a loss: 10 vs. Georgia Tech (Jan. 27) (48-38)

Largest deficit overcome to gain victory: 10 at Boston College (Feb. 17) (Boston College led 19-9 with 10:46 left in 1st half)

Largest lead surrendered in a loss: 13 vs. Georgia Tech (Jan. 27) (UVa led 48-35 with 1:31 left in first half)

Largest deficit at any time: 43 at Xavier (Jan. 3) (Xavier led 83-40 with 12:31 left in 2nd half)

Largest lead at any time: 45 vs. Northwestern (Nov. 27) (UVa led 94-49 with 2:04 left in 2nd half)

Most consecutive points scored: 19 vs. Howard (Nov. 14)

Most consecutive points scored by opponent: 15 at Xavier (Jan. 3), 15 vs. North Carolina (Feb. 12)

VIRGINIA TEAM AND INDIVIDUAL HIGHS FOR THE 2007-08 SEASON:

| TEAM | | INDIVIDUAL | |
|------------|--------------------------------|------------------------|--|
| Points: | 100 vs. Penn (100-85) | Points: | 41 Sean Singletary (Miami) |
| FG Att: | 78 vs. Georgia Tech #1(29-78) | FG Att: | 25 Sean Singletary (12-25, Miami) |
| FG Made: | 37 vs. Howard (37-75) | FG Made: | 12 Sean Singletary (12-21, VT #1; 12-25, Miami) |
| FG %: | 54.7 vs. Vermont (29-53) | FG %: ⁽¹⁾ | 100.0 Calvin Baker (6-6, Northwestern) |
| 3-FG Att: | 36 vs. Georgia Tech#1 (12-36) | 3-FG Att: | 11 Adrian Joseph (3-11, Virginia Tech #1) |
| 3-FG Made: | 16 vs. Northwestern (16-32) | 3-FG Made: | 6 Mamadi Diane (6-9, Northwestern) |
| 3-FG %: | 57.1 vs. Arizona (12-21) | 3-FG %: ⁽²⁾ | 100.0 Calvin Baker (4-4, Northwestern) |
| FT Att: | 34 vs. Vermont (23-34) | FT Att: | 14 Sean Singletary (11-14, VT #2; 13-14, Miami) |
| FT Made: | 26 vs. Miami (26-30) | FT Made: | 13 Sean Singletary (13-14, Miami) |
| FT %: | 87.5 vs. Northwestern (14-16) | FT %: ⁽¹⁾ | 100.0 Sean Singletary (11-11, Arizona) |
| Rebounds: | 56 vs. Penn | Rebounds: | 16 Adrian Joseph (Seton Hall) |
| Assists: | 24 vs. Howard | Assists: | 10 Sean Singletary (Northwestern & Boston College) |
| Turnovers: | 21 vs. Penn, Longwood, Hampton | Turnovers: | 8 Sean Singletary (Drexel) |
| Blocks: | 5 vs. Hartford | Blocks: | 3 Mamadi Diane (Arizona) |
| Steals: | 16 vs. NC State | Steals: | 7 Sean Singletary (NC State) |
| Fouls: | 30 vs. Penn, Virginia Tech #2 | | |

OPPONENT TEAM AND INDIVIDUAL HIGHS FOR THE 2007-08 SEASON:

| TEAM | | INDIVIDUAL | |
|------------|---|--------------------------|--|
| Points: | 108 by Xavier (108-70) | Points: | 34 Jack McClinton (Miami) |
| FG Att: | 70 by Hartford (25-70), VT #1 (25-70) | FG Att: | 24 Tyrese Rice (11-24, Boston College) |
| FG Made: | 37 by Xavier (37-58) | FG Made: | 12 K. C. Rivers (12-19, Clemson) |
| FG%: | 63.8 by Xavier (37-58) | FG %: ⁽¹⁾ | 83.3 Kevin Estes (5-6, Hartford), Jason Love (5-6, Xavier) |
| 3-FG Att: | 39 by Hartford (10-39) | 3-FG Att: | 12 Jack McClinton (7-12, Miami) |
| 3-FG Made: | 16 by Xavier (16-26), Clemson (16-26) | 3-FG Made: | 8 K.C. Rivers (8-11, Clemson) |
| 3-FG %: | 61.5 by Xavier (16-26), Clemson (16-26) | 3-FG %: ⁽²⁾ : | 80.0 B. J. Raymond (4-5, Xavier) |
| FT Att: | 40 by Penn (27-40) | FT Att: | 14 Deron Washington (9-14, Virginia Tech #2) |
| FT Made: | 27 by Penn (27-40) | FT Made: | 9 Deron Washington (9-14, Virginia Tech #2) |
| FT %: | 90.9 by Syracuse (10-11) | FT %: ⁽¹⁾ | 100.0 Jonny Flynn (6-6, Syracuse) |
| Rebounds: | 47 by Virginia Tech #1 | Rebounds: | 14 Paul Harris (Syracuse) |
| Assists: | 27 by Xavier | Assists: | 11 Cliff Hammonds (Clemson) |
| Turnovers: | 25 by NC State | Turnovers: | 8 Randy Hampton (Howard) |
| Blocks: | 8 by Wake Forest | Blocks: | 4 Tyrelle Blair (Boston College) |
| Steals: | 12 by Duke | Steals: | 6 Toney Douglas (Florida State) |
| Fouls: | 26 by Hartford | | |

VIRGINIA AND OPPONENT TEAM LOWS FOR THE 2007-08 SEASON:

| VIRGINIA | | OPPONENT | |
|------------|---|------------|-----------------------------------|
| Points: | 51 vs. Clemson (82-51) | Points: | 52 by Northwestern (94-52) |
| FG Att: | 49 vs. Arizona (25-49), Clemson (19-49) | FG Att: | 46 by NC State (19-46) |
| FG Made: | 19 vs. VT #2 (19-53), Clem (19-49) | FG Made: | 17 by Longwood (17-60) |
| FG %: | 32.8 vs. Seton Hall (20-61) | FG %: | 28.3 by Longwood (17-60) |
| 3-FG Att: | 14 vs. Duke (4-14), Clemson (4-14) | 3-FG Att: | 14 by Virginia Tech #2 (3-14) |
| 3-FG Made: | 4 vs. Duke (4-14), Clemson (4-14), Wake Forest (4-19), GT #2 (4-19) | 3-FG Made: | 3 by Virginia Tech #2 (3-14) |
| 3-FG %: | 21.1 vs. Wake Forest (4-19), GT #2 (4-19) | 3-FG %: | 20.0 by Georgia Tech #2 (4-20) |
| FT Att: | 10 vs. Florida State (7-10) | FT Att: | 6 by Howard (4-6), Clemson (2-6) |
| FT Made: | 5 vs. Syracuse (5-11) | FT Made: | 2 by Clemson (2-6) |
| FT %: | 45.5 vs. Syracuse (5-11) | FT %: | 26.7 by Northwestern (4-15) |
| Rebounds: | 27 vs. Arizona, Clemson | Rebounds: | 23 by Howard |
| Assists: | 7 vs. Clemson, Wake Forest | Assists: | 9 by Seton Hall, Virginia Tech #2 |
| Turnovers: | 6 vs. Boston College | Turnovers: | 6 by Seton Hall, Miami |
| Blocks: | 0 vs. BC, FSU, MD, WF | Blocks: | 0 by Northwestern, Elon |
| Steals: | 0 vs. Seton Hall | Steals: | 1 by Boston College |
| Fouls: | 12 vs. Clemson | Fouls: | 13 by Howard |

(1) - Min. 5 made; (2) Min. 3 made

The Cavaliers' Record in 2007-08 when UVa...

| | |
|--|-------|
| leads at halftime | 12-5 |
| trails at halftime | 1-8 |
| tied at halftime | 1-0 |
| goes into overtime..... | 0-3 |
| leads by 10 or more points | 13-3 |
| trails by 10 or more points | 1-10 |
| shoots 50% or better..... | 4-0 |
| shoots less than 50%..... | 10-13 |
| shoots less than 45%..... | 6-11 |
| shoots less than 40 %..... | 2-8 |
| opponent shoots 50% or better..... | 0-7 |
| opponent shoots less than 50% | 14-6 |
| opponent shoots less than 45% | 12-5 |
| opponent shoots less than 40% | 5-3 |
| has higher FG% than opponent..... | 12-1 |
| has lower FG% than opponent..... | 2-12 |
| has same FG% as opponent | 0-0 |
| outrounds its opponent | 12-6 |
| is outrebounded by opponent..... | 1-7 |
| has same rebounds as opponent | 1-0 |
| has more offensive rebounds than opponent..... | 10-9 |
| has fewer offensive rebounds than opponent | 4-3 |
| has same offensive rebounds as opponent..... | 0-1 |
| has fewer turnovers than opponent | 6-5 |
| has more turnovers than opponent | 8-8 |
| has same turnovers as opponent | 0-0 |
| has fewer than 10 turnovers..... | 3-2 |
| opponent has fewer than 10 turnovers | 0-3 |
| shoots more FTs than opponent..... | 11-4 |
| shoots fewer FTs than opponent..... | 3-8 |
| shoots the same FTs as opponent..... | 0-1 |
| has game decided by 10 points or less | 4-8 |
| has game decided by 5 points or less | 3-5 |
| scores <60 points | 0-1 |
| scores 60-69 points..... | 0-7 |
| scores 70-79 points..... | 8-3 |
| scores 80-89 points..... | 1-1 |
| scores 90+ points | 5-1 |
| allows <60 points | 5-0 |
| allows 60-69 points..... | 3-1 |
| allows 70-79 points..... | 5-5 |
| allows 80-89 points..... | 1-4 |
| allows 90+ points | 0-3 |

Virginia in its 14 wins

| | |
|--|-------------------|
| UVa's field goal percentage | 46.5 (395-849) |
| UVa's free throw percentage | 72.5 (245-338) |
| UVa's 3-point field goal percentage..... | 41.2 (129-313) |
| UVa's offensive rebounds/game | 14.1 (197) |
| UVa's rebounds/game..... | 42.9 (601) |
| UVa's rebound margin/game | +12.1 (42.9-30.8) |
| UVa's assists/game | 15.9 (223) |
| UVa's turnovers/game..... | 14.9 (208) |
| UVa's points/game | 83.1 (1164) |
| Opponent's field goal percentage | 40.0 (324-811) |
| Opponent's points/game | 65.6 (919) |
| Opponent's turnovers/game..... | 15.6 (218) |
| Opponent's free throw attempts/game..... | 19.3 (270) |

Virginia in its 13 losses

| | |
|--|------------------|
| UVa's field goal percentage | 39.1 (317-810) |
| UVa's free throw percentage | 69.4 (172-248) |
| UVa's 3-point field goal percentage..... | 31.6 (97-307) |
| UVa's offensive rebounds/game | 13.7 (178) |
| UVa's rebounds/game..... | 37.3 (485) |
| UVa's rebound margin/game | -0.3 (37.3-37.6) |
| UVa's assists/game | 10.6 (138) |
| UVa's turnovers/game..... | 13.4 (174) |
| UVa's points/game | 69.5 (903) |
| Opponent's field goal percentage | 47.7 (374-784) |
| Opponent's points/game | 81.5 (1059) |
| Opponent's turnovers/game..... | 11.9 (155) |
| Opponent's free throw attempts/game..... | 21.8 (283) |

The Automated ScoreBook
Virginia Season Schedule/Results & Leaders (as of Mar 03, 2008)
All games

| | | | | |
|----------------------------|----------------|---------------|--------------|----------------|
| RECORD: | OVERALL | HOME | AWAY | NEUTRAL |
| ALL GAMES..... | (14-13) | (10-5) | (4-7) | (0-1) |
| CONFERENCE..... | (4-10) | (2-4) | (2-6) | (0-0) |
| NON-CONFERENCE..... | (10-3) | (8-1) | (2-1) | (0-1) |

| DATE | TIME | OPPONENT | SCORE | ATTEND | HIGH POINTS | HIGH REBOUNDS |
|----------|--------------|---------------------|----------|-----------|--|--|
| 11/11/07 | 2 p.m. | VERMONT | W 90-72 | 11893 | (19)Adrian Joseph (19)Sean Singletary | (8)Mamadi Diane |
| 11/14/07 | 7 p.m. | HOWARD | W 92-53 | 11162 | (23)Sean Singletary | (8)Calvin Baker |
| 11/17/07 | 8:30 p.m. MT | at Arizona | W 75-72 | 14602 | (24)Sean Singletary | (6)Laurynas Mikalauskas |
| 11/20/07 | 8 p.m. | DREXEL | W 72-58 | 10975 | (24)Sean Singletary | (11)Adrian Joseph |
| 11/23/07 | 9:30 | at Penn | W 100-85 | | (23)Adrian Joseph | (13)Mike Scott |
| 11/24/07 | 9:40 p.m. | vs Seton Hall | 60-74 L | 3871 | (23)Sean Singletary | (16)Adrian Joseph |
| 11/27/07 | 7 p.m. | NORTHWESTERN | W 94-52 | 12609 | (22)Mamadi Diane | (7)Mamadi Diane |
| 12/05/07 | 7:30 p.m. | SYRACUSE | 68-70 L | 13603 | (19)Adrian Joseph | (13)Adrian Joseph |
| 12/07/07 | 7 p.m. | LONGWOOD | W 76-57 | 11366 | (21)Sean Singletary | (11)Mike Scott |
| 12/19/07 | 7 p.m. | HAMPTON | W 79-65 | 10516 | (19)Adrian Joseph | (9)Jerome Meyinsse |
| 12/22/07 | 2 p.m. | ELON | W 91-61 | 11626 | (20)Sean Singletary | (9)Mike Scott |
| 12/30/07 | 3 p.m. | HARTFORD | W 78-70 | 11647 | (20)Mamadi Diane | (12)Adrian Joseph |
| 01/03/08 | 8:00 PM | at Xavier | 70-108 L | 10073 | (14)Sean Singletary | (6)Mike Scott |
| 01/13/08 | 8:08 PM | * at Duke | 65-87 L | 9314 | (18)Sean Singletary | (9)Adrian Joseph |
| 01/16/08 | 7 p.m. | * VIRGINIA TECH | 69-70 | LOT 14433 | (34)Sean Singletary | (10)Sean Singletary |
| 01/19/08 | 8 p.m. | * BOSTON COLLEGE | W 84-66 | 14039 | (20)Mamadi Diane | (8)Ryan Pettinella |
| 01/23/08 | 7:00 pm | * at Florida State | 67-69 L | 7314 | (21)Mamadi Diane | (8)Adrian Joseph |
| 01/27/08 | 4:30 p.m. | * GEORGIA TECH | 82-92 | LOT 14138 | (16)Calvin Baker (16)Mamadi Diane | (9)Mike Scott (9)Adrian Joseph |
| 1/30/08 | 7:00 p.m. | * at Maryland | 75-85 L | 17950 | (23)Sean Singletary | (12)Mike Scott |
| 02/02/08 | 1:00 PM | * at Virginia Tech | 65-72 | LOT 9847 | (26)Sean Singletary | (8)Adrian Joseph |
| 02/07/08 | 7 p.m. | * CLEMSON | 51-82 L | 13929 | (19)Adrian Joseph | (7)Mike Scott |
| 02/09/08 | 3:30 p.m. | * at Wake Forest | 64-80 L | 14179 | (21)Sean Singletary | (11)Ryan Pettinella |
| 02/12/08 | 8 p.m. | * NORTH CAROLINA | 74-75 L | 13765 | (27)Sean Singletary | (7)Mamadi Diane |
| 2-17-08 | 1 p.m. | * at Boston College | W 79-74 | 7154 | (20)Mamadi Diane | (12)Mike Scott |
| 02/24/08 | 4:30 p.m. | * NC STATE | W 78-60 | 13630 | (21)Sean Singletary | (6)Calvin Baker |
| 3/1/08 | 2:38 p.m. | * at Miami (Fla.) | 93-95 L | 6128 | (41)Sean Singletary | (13)Laurynas Mikalauskas |
| 3/3/08 | 7 p.m. | * at Georgia Tech | W 76-74 | 9191 | (17)Sean Singletary | (7)Laurynas Mikalauskas (7)Calvin Baker |

* = Conference game

| ATTENDANCE SUMMARY | GAMES | TOTALS | AVG/GAME |
|--------------------|-------|--------|----------|
| HOME..... | 15 | 189331 | 12622 |
| AWAY..... | 11 | 105752 | 9614 |
| NEUTRAL..... | 1 | 3871 | 3871 |
| TOTAL..... | 27 | 298954 | 11072 |

The Automated ScoreBook
 Virginia Game-by-Game Points-Rebounds-Assists (as of Mar 03, 2008)
 All games

| Opponent | Date | Score | WL | 01 JONES, JEF | 02 FARRAKHAN | 04 BAKER, CAL | 11 MIKALAU SK | 12 TUCKER, JA | 13 ZEGLINSKI | 21 SOROYE, TU | 22 SHERRILL, | 24 DIANE, MAM |
|-------------------|----------|--------|----|------------------|-----------------|------------------|------------------|------------------|-----------------|------------------|-----------------|------------------|
| VERMONT | 11/11/07 | 90-72 | W | 8- 6- 1 | 0- 0- 0 | 11- 1- 0 | 8- 4- 0 | 5- 2- 0 | 0- 1- 1 | DNP | DNP | 10- 8- 1 |
| HOWARD | 11/14/07 | 92-53 | W | 10- 3- 2 | 4- 2- 1 | 11- 8- 5 | 5- 1- 0 | 0- 0- 0 | 2- 1- 5 | DNP | 2- 0- 0 | 14- 2- 1 |
| at Arizona | 11/17/07 | 75-72 | W | 15- 1- 0 | 0- 0- 0 | 5- 0- 4 | 6- 6- 0 | 12- 4- 0 | DNP | DNP | DNP | 9- 1- 1 |
| DREXEL | 11/20/07 | 72-58 | W | 2- 2- 0 | 0- 2- 0 | 11- 1- 1 | 1- 1- 1 | 7- 4- 0 | 0- 1- 3 | DNP | DNP | 11- 2- 0 |
| at Penn | 11/23/07 | 100-85 | W | 2- 0- 1 | 0- 2- 0 | 6- 1- 5 | 8- 2- 1 | 8- 3- 0 | 0- 2- 2 | DNP | 2- 0- 0 | 13- 4- 1 |
| vs Seton Hall | 11/24/07 | 60-74 | L | 4- 2- 0 | DNP | 9- 3- 1 | 3- 3- 1 | 0- 0- 0 | 0- 1- 0 | DNP | DNP | 12- 8- 2 |
| NORTHWESTERN | 11/27/07 | 94-52 | W | 8- 5- 2 | 2- 1- 0 | 16- 2- 1 | 7- 6- 0 | 3- 1- 2 | 2- 2- 2 | DNP | 0- 0- 0 | 22- 7- 3 |
| SYRACUSE | 12/05/07 | 68-70 | L | 4- 1- 1 | DNP | 8- 1- 1 | 3- 1- 0 | DNP | 3- 1- 0 | DNP | DNP | 10- 2- 0 |
| LONGWOOD | 12/07/07 | 76-57 | W | 0- 3- 0 | 0- 0- 0 | 11- 3- 2 | 4- 2- 0 | 0- 0- 1 | 0- 0- 2 | DNP | 3- 0- 0 | 11- 4- 1 |
| HAMPTON | 12/19/07 | 79-65 | W | 6- 2- 2 | 2- 0- 1 | 6- 4- 2 | DNP | 8- 6- 1 | DNP | DNP | DNP | 10- 1- 3 |
| ELON | 12/22/07 | 91-61 | W | 10- 4- 0 | 2- 0- 0 | 7- 3- 6 | DNP | 2- 4- 1 | DNP | DNP | 0- 1- 1 | 9- 0- 1 |
| HARTFORD | 12/30/07 | 78-70 | W | 8- 1- 0 | 0- 1- 1 | 12- 4- 4 | DNP | DNP | DNP | 1- 2- 0 | DNP | 20- 9- 2 |
| at Xavier | 01/03/08 | 70-108 | L | 2- 1- 0 | 3- 1- 0 | 7- 2- 3 | DNP | 2- 1- 0 | DNP | 0- 1- 0 | 0- 2- 0 | 7- 2- 1 |
| at Duke | 01/13/08 | 65-87 | L | 0- 1- 0 | 0- 0- 0 | 13- 4- 2 | DNP | 9- 5- 1 | DNP | DNP | DNP | 11- 6- 1 |
| VIRGINIA TECH | 01/16/08 | 69-70 | OL | 2- 1- 0 | DNP | 5- 0- 3 | DNP | 0- 3- 1 | DNP | DNP | DNP | 8- 9- 2 |
| BOSTON COLLEGE | 01/19/08 | 84-66 | W | 2- 1- 0 | DNP | 15- 4- 1 | DNP | 3- 7- 2 | DNP | DNP | DNP | 20- 5- 2 |
| at Florida State | 01/23/08 | 67-69 | L | 0- 0- 0 | DNP | 7- 0- 3 | DNP | 0- 1- 0 | DNP | DNP | DNP | 21- 5- 0 |
| GEORGIA TECH | 01/27/08 | 82-92 | OL | 0- 0- 1 | 3- 1- 1 | 16- 4- 1 | DNP | 13- 3- 0 | DNP | DNP | DNP | 16- 8- 0 |
| at Maryland | 1/30/08 | 75-85 | L | 0- 1- 1 | 1- 4- 0 | 17- 1- 1 | DNP | 0- 0- 0 | DNP | DNP | DNP | 16- 3- 4 |
| at Virginia Tech | 02/02/08 | 65-72 | OL | 0- 1- 0 | 0- 0- 0 | 0- 2- 4 | DNP | 10- 5- 0 | DNP | DNP | DNP | 8- 4- 0 |
| CLEMSON | 02/07/08 | 51-82 | L | 1- 0- 0 | 0- 1- 0 | 5- 3- 0 | DNP | 3- 0- 2 | DNP | DNP | 0- 0- 0 | 2- 1- 0 |
| at Wake Forest | 02/09/08 | 64-80 | L | 4- 4- 0 | 0- 0- 0 | 3- 4- 2 | DNP | 6- 9- 1 | DNP | DNP | DNP | 9- 6- 1 |
| NORTH CAROLINA | 02/12/08 | 74-75 | L | 7- 2- 0 | DNP | 10- 3- 1 | 4- 1- 0 | 5- 2- 0 | DNP | DNP | DNP | 9- 7- 2 |
| at Boston College | 2-17-08 | 79-74 | W | 4- 2- 4 | DNP | 7- 2- 5 | 13- 4- 0 | 3- 1- 1 | DNP | DNP | DNP | 20- 4- 1 |
| NC STATE | 02/24/08 | 78-60 | W | 9- 0- 1 | DNP | 15- 6- 1 | 2- 2- 3 | 5- 1- 0 | DNP | DNP | DNP | 9- 4- 0 |
| at Miami (Fla.) | 3/1/08 | 93-95 | L | 0- 1- 0 | DNP | 5- 0- 1 | 16-13- 0 | 14- 3- 2 | DNP | DNP | DNP | 1- 1- 1 |
| at Georgia Tech | 3/3/08 | 76-74 | W | 4- 2- 1 | DNP | 10- 7- 4 | 15- 7- 0 | 2- 4- 0 | DNP | DNP | DNP | 10- 6- 0 |

| Opponent | Date | Score | WL | 30 JOSEPH, AD | 31 BURNS, AND | 32 SCOTT, MIK | 34 PETTINELL | 43 HARRIS, WI | 44 SINGLE TAR | 45 TAT, SOLOM | 55 MEYINSSE, |
|-------------------|----------|--------|----|------------------|------------------|------------------|-----------------|------------------|------------------|------------------|-----------------|
| VERMONT | 11/11/07 | 90-72 | W | 19- 6- 3 | 0- 2- 0 | 2- 1- 0 | 4- 5- 2 | 0- 0- 0 | 19- 5- 6 | DNP | 4- 2- 0 |
| HOWARD | 11/14/07 | 92-53 | W | 5- 5- 1 | 0- 0- 0 | 7- 6- 1 | 5- 5- 0 | 2- 6- 0 | 23- 4- 8 | DNP | 2- 1- 0 |
| at Arizona | 11/17/07 | 75-72 | W | 4- 3- 1 | DNP | DNP | 0- 4- 0 | 0- 0- 0 | 24- 4- 8 | DNP | DNP |
| DREXEL | 11/20/07 | 72-58 | W | 11-11- 1 | DNP | 5- 5- 0 | 0- 4- 0 | DNP | 24- 7- 5 | DNP | 0- 1- 0 |
| at Penn | 11/23/07 | 100-85 | W | 23-11- 0 | 0- 1- 1 | 10-13- 1 | 6- 2- 0 | 6- 3- 1 | 16- 2- 4 | DNP | 0- 1- 0 |
| vs Seton Hall | 11/24/07 | 60-74 | L | 6-16- 1 | DNP | 1- 4- 0 | 0- 2- 0 | 2- 1- 0 | 23- 7- 7 | DNP | DNP |
| NORTHWESTERN | 11/27/07 | 94-52 | W | 8- 5- 0 | 2- 0- 0 | 8- 4- 0 | 0- 2- 0 | 0- 4- 0 | 14- 2-10 | DNP | 2- 1- 0 |
| SYRACUSE | 12/05/07 | 68-70 | L | 19-13- 2 | DNP | 4- 6- 0 | 0- 1- 0 | 7- 2- 0 | 10- 5- 9 | DNP | DNP |
| LONGWOOD | 12/07/07 | 76-57 | W | 13-10- 1 | 0- 0- 1 | 9-11- 1 | DNP | 4- 8- 0 | 21- 2- 8 | DNP | 0- 3- 0 |
| HAMPTON | 12/19/07 | 79-65 | W | 19- 3- 1 | DNP | 15- 6- 0 | DNP | 2- 3- 1 | 12- 4- 4 | DNP | 9- 9- 1 |
| ELON | 12/22/07 | 91-61 | W | 16- 2- 2 | 0- 0- 0 | 6- 9- 0 | DNP | 7- 5- 0 | 20- 5- 8 | DNP | 12- 2- 1 |
| HARTFORD | 12/30/07 | 78-70 | W | 15-12- 0 | DNP | 5- 4- 1 | 0- 0- 0 | 2- 1- 0 | 12- 4- 4 | 0- 0- 1 | 3- 7- 0 |
| at Xavier | 01/03/08 | 70-108 | L | 6- 3- 2 | 1- 1- 0 | 10- 6- 0 | 0- 0- 0 | 6- 4- 0 | 14- 3- 7 | 12- 2- 1 | 0- 0- 0 |
| at Duke | 01/13/08 | 65-87 | L | 3- 9- 1 | DNP | 2- 3- 0 | 9- 2- 0 | 0- 0- 0 | 18- 0- 4 | 0- 2- 0 | 0- 1- 0 |
| VIRGINIA TECH | 01/16/08 | 69-70 | OL | 11- 8- 0 | DNP | 3- 5- 0 | 6- 2- 0 | DNP | 34-10- 3 | 0- 0- 0 | 0- 1- 0 |
| BOSTON COLLEGE | 01/19/08 | 84-66 | W | 17- 5- 0 | DNP | 2- 3- 0 | 4- 8- 0 | DNP | 19- 2-10 | DNP | 2- 3- 0 |
| at Florida State | 01/23/08 | 67-69 | L | 17- 8- 1 | DNP | 5- 3- 0 | 2- 3- 0 | 0- 1- 0 | 11- 3- 7 | 0- 0- 0 | 4- 3- 0 |
| GEORGIA TECH | 01/27/08 | 82-92 | OL | 13- 9- 3 | DNP | 9- 9- 0 | 1- 2- 0 | DNP | 11- 4- 8 | 0- 0- 0 | 0- 1- 0 |
| at Maryland | 1/30/08 | 75-85 | L | 2- 3- 0 | DNP | 6-12- 1 | 2- 0- 0 | 3- 0- 1 | 23- 0- 3 | 3- 2- 0 | 2- 0- 0 |
| at Virginia Tech | 02/02/08 | 65-72 | OL | 8- 8- 3 | DNP | 9- 3- 0 | 4- 1- 0 | DNP | 26- 5- 2 | DNP | 0- 0- 0 |
| CLEMSON | 02/07/08 | 51-82 | L | 19- 6- 1 | 0- 0- 0 | 1- 7- 1 | 0- 1- 0 | DNP | 14- 4- 2 | 4- 1- 1 | 2- 1- 0 |
| at Wake Forest | 02/09/08 | 64-80 | L | 4- 3- 0 | DNP | 3- 3- 0 | 12-11- 0 | DNP | 21- 1- 3 | DNP | 2- 2- 0 |
| NORTH CAROLINA | 02/12/08 | 74-75 | L | 8- 5- 1 | DNP | 4- 1- 0 | 0- 6- 1 | DNP | 27- 6- 7 | DNP | DNP |
| at Boston College | 2-17-08 | 79-74 | W | 5- 1- 2 | DNP | 11-12- 1 | 0- 2- 0 | DNP | 16- 5- 4 | DNP | DNP |
| NC STATE | 02/24/08 | 78-60 | W | 9- 4- 0 | DNP | 5- 3- 0 | 3- 4- 0 | DNP | 21- 2- 6 | DNP | 0- 2- 0 |
| at Miami (Fla.) | 3/1/08 | 93-95 | L | 0- 1- 0 | DNP | 6- 6- 2 | 2- 1- 0 | DNP | 41- 9- 3 | 6- 3- 1 | 2- 0- 0 |
| at Georgia Tech | 3/3/08 | 76-74 | W | 5- 4- 0 | DNP | 9- 4- 0 | 0- 1- 1 | DNP | 17- 1- 6 | 4- 3- 1 | 0- 2- 0 |

The Automated ScoreBook
Virginia Team Game-by-Game Comparison (as of Mar 03, 2008)
All games

| Opponent | 1st | 2nd | Score | Mar | Total FG | FG Pct | 3-Pointers | 3FG Pct | Free Throws | FT Pct | Rebounds | Assist | TOver | Block | Steal | Fouls |
|---------------------|-------|-------|--------|------|-------------|-----------|-------------|-----------|-------------|-----------|------------|--------|-------|-------|-------|-------|
| ----- | --/-- | --/-- | ---/-- | --- | ----- | ----- | ----- | ----- | ----- | ----- | ----- | ----- | ----- | ----- | ----- | ----- |
| VERMONT..... | 46/32 | 44/40 | 90-72 | +18 | 29-53/27-65 | .547/.415 | 9-19/ 4-17 | .474/.235 | 23-34/14-17 | .676/.824 | 46/25 +21 | 14/11 | 18/10 | 4/3 | 5/9 | 19/23 |
| HOWARD..... | 41/26 | 51/27 | 92-53 | +39 | 37-75/21-51 | .493/.412 | 12-29/ 7-21 | .414/.333 | 6-13/ 4-6 | .462/.667 | 48/23 +25 | 24/16 | 12/19 | 2/1 | 10/6 | 16/13 |
| Arizona..... | 42/31 | 33/41 | 75-72 | +3 | 25-49/26-54 | .510/.481 | 12-21/ 8-17 | .571/.471 | 13-15/12-14 | .867/.857 | 27/26 +1 | 14/20 | 18/17 | 3/3 | 4/7 | 20/16 |
| DREXEL..... | 31/25 | 41/33 | 72-58 | +14 | 23-60/21-50 | .383/.420 | 8-16/ 6-18 | .500/.333 | 18-22/10-15 | .818/.667 | 44/27 +17 | 11/10 | 16/17 | 1/2 | 5/5 | 16/17 |
| Penn..... | 50/35 | 50/50 | 100-85 | +15 | 34-72/26-56 | .472/.464 | 10-24/ 6-21 | .417/.286 | 22-30/27-40 | .733/.675 | 56/26 +30 | 17/20 | 21/16 | 4/3 | 12/6 | 30/23 |
| Seton Hall..... | 29/40 | 31/34 | 60-74 | (14) | 20-61/25-69 | .328/.362 | 7-28/ 7-23 | .250/.304 | 13-18/17-25 | .722/.680 | 50/43 +7 | 12/9 | 16/6 | 4/3 | 0/8 | 21/16 |
| NORTHWESTERN..... | 54/29 | 40/23 | 94-52 | +42 | 32-62/20-56 | .516/.357 | 16-32/ 8-29 | .500/.276 | 14-16/ 4-15 | .875/.267 | 43/28 +15 | 20/11 | 13/16 | 3/0 | 8/6 | 18/17 |
| SYRACUSE..... | 36/29 | 32/41 | 68-70 | (2) | 26-64/26-59 | .406/.441 | 11-32/ 8-21 | .344/.381 | 5-11/10-11 | .455/.909 | 36/39 (3) | 13/14 | 13/15 | 2/4 | 6/8 | 15/15 |
| LONGWOOD..... | 29/22 | 47/35 | 76-57 | +19 | 25-56/17-60 | .446/.283 | 9-23/10-26 | .391/.385 | 17-25/13-18 | .680/.722 | 49/31 +18 | 17/11 | 21/17 | 2/1 | 4/7 | 18/23 |
| HAMPTON..... | 36/32 | 43/33 | 79-65 | +14 | 25-56/23-63 | .446/.365 | 9-22/ 6-20 | .409/.300 | 20-25/13-22 | .800/.591 | 42/32 +10 | 16/11 | 21/12 | 2/3 | 3/8 | 23/21 |
| ELON..... | 47/34 | 44/27 | 91-61 | +30 | 32-64/22-54 | .500/.407 | 7-24/ 8-24 | .292/.333 | 20-27/ 9-13 | .741/.692 | 38/27 +11 | 20/12 | 9/20 | 1/0 | 8/2 | 15/22 |
| HARTFORD..... | 41/28 | 37/42 | 78-70 | +8 | 24-54/25-70 | .444/.357 | 10-23/10-39 | .435/.256 | 20-33/10-21 | .606/.476 | 51/40 +11 | 13/14 | 19/12 | 5/1 | 8/11 | 20/26 |
| Xavier..... | 30/61 | 40/47 | 70-108 | (38) | 22-58/37-58 | .379/.638 | 6-18/16-26 | .333/.615 | 20-29/18-21 | .690/.857 | 30/32 (2) | 14/27 | 12/13 | 3/5 | 6/6 | 22/22 |
| Duke..... | 31/43 | 34/44 | 65-87 | (22) | 25-59/34-67 | .424/.507 | 4-14/11-31 | .286/.355 | 11-16/ 8-12 | .688/.667 | 34/35 (1) | 9/21 | 18/11 | 2/3 | 3/12 | 17/17 |
| VIRGINIA TECH..... | 38/34 | 25/29 | 69-70 | (1) | 24-63/25-70 | .381/.357 | 9-25/ 8-30 | .360/.267 | 12-18/12-21 | .667/.571 | 39/47 (8) | 9/12 | 14/15 | 2/3 | 6/4 | 20/17 |
| BOSTON COLLEGE..... | 35/35 | 49/31 | 84-66 | +18 | 29-67/24-62 | .433/.387 | 9-26/ 7-24 | .346/.292 | 17-21/11-24 | .810/.458 | 43/43 - | 15/10 | 6/14 | 0/6 | 9/1 | 19/17 |
| Florida State..... | 28/31 | 39/38 | 67-69 | (2) | 25-60/22-50 | .417/.440 | 10-29/ 8-21 | .345/.381 | 7-10/17-24 | .700/.708 | 33/32 +1 | 11/10 | 15/17 | 0/5 | 8/11 | 22/14 |
| GEORGIA TECH..... | 48/38 | 28/38 | 82-92 | (10) | 29-78/33-65 | .372/.508 | 12-36/ 9-22 | .333/.409 | 12-20/17-29 | .600/.586 | 48/40 +8 | 14/20 | 12/10 | 1/6 | 4/3 | 26/19 |
| Maryland..... | 33/43 | 42/42 | 75-85 | (10) | 28-61/27-52 | .459/.519 | 6-21/ 8-24 | .286/.333 | 13-16/23-28 | .813/.821 | 31/30 +1 | 11/18 | 11/9 | 0/5 | 4/2 | 23/16 |
| Virginia Tech..... | 26/25 | 28/29 | 65-72 | (7) | 19-53/22-56 | .358/.393 | 8-21/ 3-14 | .381/.214 | 19-29/25-38 | .655/.658 | 33/43 (10) | 9/9 | 15/12 | 2/4 | 5/4 | 30/24 |
| CLEMSON..... | 24/40 | 27/42 | 51-82 | (31) | 19-49/32-60 | .388/.533 | 4-14/16-26 | .286/.615 | 9-15/ 2-6 | .600/.333 | 27/35 (8) | 7/22 | 18/14 | 3/5 | 3/8 | 12/18 |
| Wake Forest..... | 27/36 | 37/44 | 64-80 | (16) | 22-66/27-56 | .333/.482 | 4-19/10-21 | .211/.476 | 16-25/16-29 | .640/.552 | 49/38 +11 | 7/14 | 16/10 | 0/8 | 5/4 | 22/20 |
| NORTH CAROLINA..... | 31/38 | 43/37 | 74-75 | (1) | 28-74/31-59 | .378/.525 | 9-31/ 6-16 | .290/.375 | 9-11/ 7-12 | .818/.583 | 36/43 (7) | 12/12 | 7/17 | 3/5 | 8/2 | 15/16 |
| Boston College..... | 40/32 | 39/42 | 79-74 | +5 | 27-56/26-60 | .482/.433 | 9-18/ 6-19 | .500/.316 | 16-21/16-24 | .762/.667 | 37/32 +5 | 18/18 | 11/10 | 3/4 | 3/6 | 24/21 |
| NC STATE..... | 38/18 | 40/42 | 78-60 | +18 | 28-59/19-46 | .475/.413 | 5-17/ 9-22 | .294/.409 | 17-27/13-18 | .630/.722 | 31/35 (4) | 11/10 | 9/25 | 1/5 | 16/3 | 17/19 |
| Miami (Fla.)..... | 39/35 | 54/60 | 93-95 | (2) | 30-64/33-61 | .469/.541 | 7-19/11-23 | .368/.478 | 26-30/18-27 | .867/.667 | 39/32 +7 | 10/21 | 7/6 | 1/6 | 2/3 | 23/23 |
| Georgia Tech..... | 38/42 | 38/32 | 76-74 | +2 | 25-66/27-64 | .379/.422 | 4-19/ 4-20 | .211/.200 | 22-29/16-23 | .759/.696 | 46/36 +10 | 13/17 | 14/13 | 1/7 | 8/5 | 26/19 |

Note: Game totals are displayed in the format TEAM/OPPONENT for each category

The Automated ScoreBook
Virginia Game-by-Game Highs (as of Mar 03, 2008)
All games

| Opponent | Date | Score | WL | POINTS | REBOUNDS | ASSISTS | STEALS | BLOCKED SHOTS |
|-------------------|----------|--------|----|-----------------------------------|-------------------------------|---------------------------------|--|---|
| VERMONT | 11/11/07 | 90-72 | W | 19-Sean Singleta Adrian Joseph | 8-Mamadi Diane | 6-Sean Singleta | 4-Sean Singleta | 2-Jamil Tucker |
| HOWARD | 11/14/07 | 92-53 | W | 23-Sean Singleta | 8-Calvin Baker | 8-Sean Singleta | 3-Jeff Jones | 1-Jeff Jones Ryan Pettinel |
| at Arizona | 11/17/07 | 75-72 | W | 24-Sean Singleta | 6-Laurynas Mika | 8-Sean Singleta | 1-Adrian Joseph Laurynas Mika Ryan Pettinel Sean Singleta | 3-Mamadi Diane |
| DREXEL | 11/20/07 | 72-58 | W | 24-Sean Singleta | 11-Adrian Joseph | 5-Sean Singleta | 2-Sean Singleta | 1-Jeff Jones |
| at Penn | 11/23/07 | 100-85 | W | 23-Adrian Joseph | 13-Mike Scott | 5-Calvin Baker | 3-Sammy Zeglins Mike Scott | 1-Laurynas Mika Adrian Joseph Mamadi Diane Ryan Pettinel |
| vs Seton Hall | 11/24/07 | 60-74 | L | 23-Sean Singleta | 16-Adrian Joseph | 7-Sean Singleta | None | 2-Mamadi Diane |
| NORTHWESTERN | 11/27/07 | 94-52 | W | 22-Mamadi Diane | 7-Mamadi Diane | 10-Sean Singleta | 3-Adrian Joseph | 1-Sammy Zeglins Adrian Joseph Mamadi Diane |
| SYRACUSE | 12/05/07 | 68-70 | L | 19-Adrian Joseph | 13-Adrian Joseph | 9-Sean Singleta | 2-Calvin Baker Sean Singleta | 1-Mike Scott Mamadi Diane |
| LONGWOOD | 12/07/07 | 76-57 | W | 21-Sean Singleta | 11-Mike Scott | 8-Sean Singleta | 1-Mike Scott Jeff Jones Will Harris Calvin Baker | 1-Mamadi Diane Adrian Joseph |
| HAMPTON | 12/19/07 | 79-65 | W | 19-Adrian Joseph | 9-Jerome Meyins | 4-Sean Singleta | 2-Adrian Joseph | 2-Jamil Tucker |
| ELON | 12/22/07 | 91-61 | W | 20-Sean Singleta | 9-Mike Scott | 8-Sean Singleta | 3-Sean Singleta | 1-Mike Scott |
| HARTFORD | 12/30/07 | 78-70 | W | 20-Mamadi Diane | 12-Adrian Joseph | 4-Sean Singleta Calvin Baker | 3-Mamadi Diane | 2-Mamadi Diane Adrian Joseph |
| at Xavier | 01/03/08 | 70-108 | L | 14-Sean Singleta | 6-Mike Scott | 7-Sean Singleta | 2-Calvin Baker | 2-Mike Scott |
| at Duke | 01/13/08 | 65-87 | L | 18-Sean Singleta | 9-Adrian Joseph | 4-Sean Singleta | 1-Mike Scott Solomon Tat Calvin Baker | 1-Jamil Tucker Mike Scott |
| VIRGINIA TECH | 01/16/08 | 69-70 | OL | 34-Sean Singleta | 10-Sean Singleta | 3-Calvin Baker Sean Singleta | 3-Sean Singleta | 2-Jamil Tucker |
| BOSTON COLLEGE | 01/19/08 | 84-66 | W | 20-Mamadi Diane | 8-Ryan Pettinel | 10-Sean Singleta | 6-Sean Singleta | None |
| at Florida State | 01/23/08 | 67-69 | L | 21-Mamadi Diane | 8-Adrian Joseph | 7-Sean Singleta | 2-Calvin Baker | None |
| GEORGIA TECH | 01/27/08 | 82-92 | OL | 16-Mamadi Diane Calvin Baker | 9-Adrian Joseph Mike Scott | 8-Sean Singleta | 3-Sean Singleta | 1-Mamadi Diane |
| at Maryland | 1/30/08 | 75-85 | L | 23-Sean Singleta | 12-Mike Scott | 4-Mamadi Diane | 2-Calvin Baker | None |
| at Virginia Tech | 02/02/08 | 65-72 | OL | 26-Sean Singleta | 8-Adrian Joseph | 4-Calvin Baker | 1-Calvin Baker Mike Scott Adrian Joseph Jeff Jones Sean Singleta | 1-Mamadi Diane Adrian Joseph |
| CLEMSON | 02/07/08 | 51-82 | L | 19-Adrian Joseph | 7-Mike Scott | 2-Jamil Tucker Sean Singleta | 1-Solomon Tat Mamadi Diane Adrian Joseph | 1-Mike Scott Adrian Joseph Calvin Baker |
| at Wake Forest | 02/09/08 | 64-80 | L | 21-Sean Singleta | 11-Ryan Pettinel | 3-Sean Singleta | 2-Sean Singleta | None |
| NORTH CAROLINA | 02/12/08 | 74-75 | L | 27-Sean Singleta | 7-Mamadi Diane | 7-Sean Singleta | 3-Sean Singleta | 2-Calvin Baker |
| at Boston College | 2-17-08 | 79-74 | W | 20-Mamadi Diane | 12-Mike Scott | 5-Calvin Baker | 2-Mike Scott | 1-Adrian Joseph Laurynas Mika Jeff Jones |

The Automated ScoreBook
 Virginia Game-by-Game Highs (as of Mar 03, 2008)
 All games

| Opponent | Date | Score | WL | POINTS | REBOUNDS | ASSISTS | STEALS | BLOCKED SHOTS |
|-----------------|----------|-------|----|------------------|---------------------------------|-----------------|----------------------------------|----------------|
| NC STATE | 02/24/08 | 78-60 | W | 21-Sean Singleta | 6-Calvin Baker | 6-Sean Singleta | 7-Sean Singleta | 1-Mamadi Diane |
| at Miami (Fla.) | 3/1/08 | 93-95 | L | 41-Sean Singleta | 13-Laurynas Mika | 3-Sean Singleta | 1-Laurynas Mika Sean Singleta | 1-Mamadi Diane |
| at Georgia Tech | 3/3/08 | 76-74 | W | 17-Sean Singleta | 7-Calvin Baker Laurynas Mika | 6-Sean Singleta | 4-Calvin Baker | 1-Mamadi Diane |

The Automated ScoreBook
Virginia Team Game-by-Game (as of Mar 03, 2008)
All games

TEAM STATISTICS

| Opponent | Date | Score | W/L | ---TOTAL--- | | --3-PTRS-- | | FT-FTA | | ---REBOUNDS--- | | | | PF | A | TO | Blk | Stl | Pts---Avg | |
|-------------------|----------|--------|-----|-------------|------|------------|------|---------|------|----------------|-----|------|------|-----|-----|-----|-----|-----|-----------|------|
| | | | | FG-FGA | Pct | 3FG-FGA | Pct | Pct | Off | Def | Tot | Avg | Pts | | | | | | Avg | |
| VERMONT | 11/11/07 | 90-72 | W | 29-53 | .547 | 9-19 | .474 | 23-34 | .676 | 12 | 34 | 46 | 46.0 | 19 | 14 | 18 | 4 | 5 | 90 | 90.0 |
| HOWARD | 11/14/07 | 92-53 | W | 37-75 | .493 | 12-29 | .414 | 6-13 | .462 | 21 | 27 | 48 | 47.0 | 16 | 24 | 12 | 2 | 10 | 92 | 91.0 |
| at Arizona | 11/17/07 | 75-72 | W | 25-49 | .510 | 12-21 | .571 | 13-15 | .867 | 7 | 20 | 27 | 40.3 | 20 | 14 | 18 | 3 | 4 | 75 | 85.7 |
| DREXEL | 11/20/07 | 72-58 | W | 23-60 | .383 | 8-16 | .500 | 18-22 | .818 | 17 | 27 | 44 | 41.2 | 16 | 11 | 16 | 1 | 5 | 72 | 82.2 |
| at Penn | 11/23/07 | 100-85 | W | 34-72 | .472 | 10-24 | .417 | 22-30 | .733 | 25 | 31 | 56 | 44.2 | 30 | 17 | 21 | 4 | 12 | 100 | 85.8 |
| vs Seton Hall | 11/24/07 | 60-74 | L | 20-61 | .328 | 7-28 | .250 | 13-18 | .722 | 20 | 30 | 50 | 45.2 | 21 | 12 | 16 | 4 | 0 | 60 | 81.5 |
| NORTHWESTERN | 11/27/07 | 94-52 | W | 32-62 | .516 | 16-32 | .500 | 14-16 | .875 | 10 | 33 | 43 | 44.9 | 18 | 20 | 13 | 3 | 8 | 94 | 83.3 |
| SYRACUSE | 12/05/07 | 68-70 | L | 26-64 | .406 | 11-32 | .344 | 5-11 | .455 | 13 | 23 | 36 | 43.8 | 15 | 13 | 13 | 2 | 6 | 68 | 81.4 |
| LONGWOOD | 12/07/07 | 76-57 | W | 25-56 | .446 | 9-23 | .391 | 17-25 | .680 | 13 | 36 | 49 | 44.3 | 18 | 17 | 21 | 2 | 4 | 76 | 80.8 |
| HAMPTON | 12/19/07 | 79-65 | W | 25-56 | .446 | 9-22 | .409 | 20-25 | .800 | 14 | 28 | 42 | 44.1 | 23 | 16 | 21 | 2 | 3 | 79 | 80.6 |
| ELON | 12/22/07 | 91-61 | W | 32-64 | .500 | 7-24 | .292 | 20-27 | .741 | 12 | 26 | 38 | 43.5 | 15 | 20 | 9 | 1 | 8 | 91 | 81.5 |
| HARTFORD | 12/30/07 | 78-70 | W | 24-54 | .444 | 10-23 | .435 | 20-33 | .606 | 15 | 36 | 51 | 44.2 | 20 | 13 | 19 | 5 | 8 | 78 | 81.2 |
| at Xavier | 01/03/08 | 70-108 | L | 22-58 | .379 | 6-18 | .333 | 20-29 | .690 | 15 | 15 | 30 | 43.1 | 22 | 14 | 12 | 3 | 6 | 70 | 80.4 |
| at Duke | 01/13/08 | 65-87 | L | 25-59 | .424 | 4-14 | .286 | 11-16 | .688 | 12 | 22 | 34 | 42.4 | 17 | 9 | 18 | 2 | 3 | 65 | 79.3 |
| VIRGINIA TECH | 01/16/08 | 69-70 | Lot | 24-63 | .381 | 9-25 | .360 | 12-18 | .667 | 9 | 30 | 39 | 42.2 | 20 | 9 | 14 | 2 | 6 | 69 | 78.6 |
| BOSTON COLLEGE | 01/19/08 | 84-66 | W | 29-67 | .433 | 9-26 | .346 | 17-21 | .810 | 13 | 30 | 43 | 42.2 | 19 | 15 | 6 | 0 | 9 | 84 | 78.9 |
| at Florida State | 01/23/08 | 67-69 | L | 25-60 | .417 | 10-29 | .345 | 7-10 | .700 | 14 | 19 | 33 | 41.7 | 22 | 11 | 15 | 0 | 8 | 67 | 78.2 |
| GEORGIA TECH | 01/27/08 | 82-92 | Lot | 29-78 | .372 | 12-36 | .333 | 12-20 | .600 | 18 | 30 | 48 | 42.1 | 26 | 14 | 12 | 1 | 4 | 82 | 78.4 |
| at Maryland | 1/30/08 | 75-85 | L | 28-61 | .459 | 6-21 | .286 | 13-16 | .813 | 12 | 19 | 31 | 41.5 | 23 | 11 | 11 | 0 | 4 | 75 | 78.3 |
| at Virginia Tech | 02/02/08 | 65-72 | Lot | 19-53 | .358 | 8-21 | .381 | 19-29 | .655 | 9 | 24 | 33 | 41.0 | 30 | 9 | 15 | 2 | 5 | 65 | 77.6 |
| CLEMSON | 02/07/08 | 51-82 | L | 19-49 | .388 | 4-14 | .286 | 9-15 | .600 | 7 | 20 | 27 | 40.4 | 12 | 7 | 18 | 3 | 3 | 51 | 76.3 |
| at Wake Forest | 02/09/08 | 64-80 | L | 22-66 | .333 | 4-19 | .211 | 16-25 | .640 | 20 | 29 | 49 | 40.8 | 22 | 7 | 16 | 0 | 5 | 64 | 75.8 |
| NORTH CAROLINA | 02/12/08 | 74-75 | L | 28-74 | .378 | 9-31 | .290 | 9-11 | .818 | 15 | 21 | 36 | 40.6 | 15 | 12 | 7 | 3 | 8 | 74 | 75.7 |
| at Boston College | 2-17-08 | 79-74 | W | 27-56 | .482 | 9-18 | .500 | 16-21 | .762 | 8 | 29 | 37 | 40.4 | 24 | 18 | 11 | 3 | 3 | 79 | 75.8 |
| NC STATE | 02/24/08 | 78-60 | W | 28-59 | .475 | 5-17 | .294 | 17-27 | .630 | 8 | 23 | 31 | 40.0 | 17 | 11 | 9 | 1 | 16 | 78 | 75.9 |
| at Miami (Fla.) | 3/1/08 | 93-95 | L | 30-64 | .469 | 7-19 | .368 | 26-30 | .867 | 14 | 25 | 39 | 40.0 | 23 | 10 | 7 | 1 | 2 | 93 | 76.6 |
| at Georgia Tech | 3/3/08 | 76-74 | W | 25-66 | .379 | 4-19 | .211 | 22-29 | .759 | 20 | 26 | 46 | 40.2 | 26 | 13 | 14 | 1 | 8 | 76 | 76.6 |
| Virginia | | 2067 | | 712-1659 | .429 | 226-620 | .365 | 417-586 | .712 | 373 | 713 | 1086 | 40.2 | 549 | 361 | 382 | 55 | 163 | 2067 | 76.6 |
| Opponents | | 1978 | | 698-1593 | .438 | 220-615 | .358 | 362-553 | .655 | 278 | 642 | 920 | 34.1 | 514 | 400 | 373 | 101 | 157 | 1978 | 73.3 |

Games played: 27
Points/game: 76.6
FG Pct: 42.9
3FG Pct: 36.5
FT Pct: 71.2

Rebounds/game: 40.2
Assists/game: 13.4
Turnovers/game: 14.1
Assist/turnover ratio: 0.9
Steals/game: 6.0
Blocks/game: 2.0

The Automated ScoreBook
 Virginia Overall Team Statistics (as of Mar 03, 2008)
 All games

| TEAM STATISTICS | VA | OPP | | |
|-------------------------|----------|----------|------|--------|
| SCORING..... | 2067 | 1978 | | |
| Points per game..... | 76.6 | 73.3 | | |
| Scoring margin..... | +3.3 | - | | |
| FIELD GOALS-ATT..... | 712-1659 | 698-1593 | | |
| Field goal pct..... | .429 | .438 | | |
| 3 POINT FG-ATT..... | 226-620 | 220-615 | | |
| 3-point FG pct..... | .365 | .358 | | |
| 3-pt FG made per game.. | 8.4 | 8.1 | | |
| FREE THROWS-ATT..... | 417-586 | 362-553 | | |
| Free throw pct..... | .712 | .655 | | |
| REBOUNDS..... | 1086 | 920 | | |
| Rebounds per game..... | 40.2 | 34.1 | | |
| Rebounding margin..... | +6.1 | - | | |
| ASSISTS..... | 361 | 400 | | |
| Assists per game..... | 13.4 | 14.8 | | |
| TURNOVERS..... | 382 | 373 | | |
| Turnovers per game..... | 14.1 | 13.8 | | |
| Turnover margin..... | -0.3 | - | | |
| Assist/turnover ratio.. | 0.9 | 1.1 | | |
| STEALS..... | 163 | 157 | | |
| Steals per game..... | 6.0 | 5.8 | | |
| BLOCKS..... | 55 | 101 | | |
| Blocks per game..... | 2.0 | 3.7 | | |
| WINNING STREAK..... | 1 | - | | |
| Home win streak..... | 1 | - | | |
| ATTENDANCE..... | 189331 | 109623 | | |
| Home games-Avg/Game.... | 15-12622 | 11-9614 | | |
| Neutral site-Avg/Game.. | - | 1-3871 | | |
| SCORE BY PERIODS: | 1st | 2nd | OT | Total |
| ----- | ---- | ---- | ---- | ---- |
| Virginia..... | 988 | 1056 | 23 | - 2067 |
| Opponents..... | 914 | 1023 | 41 | - 1978 |

The Automated ScoreBook
Virginia Season Box Score (as of Mar 03, 2008)
All games

| | | | | |
|---------------------|----------------|-------------|-------------|----------------|
| RECORD: | OVERALL | HOME | AWAY | NEUTRAL |
| ALL GAMES..... | (14-13) | (10-5) | (4-7) | (0-1) |
| CONFERENCE..... | (4-10) | (2-4) | (2-6) | (0-0) |
| NON-CONFERENCE..... | (10-3) | (8-1) | (2-1) | (0-1) |

| ## Player | GP-GS | ---TOTAL--- | | ---3-PTS--- | | FT-FTA | | Pct | | ----REBOUNDS---- | | | | PF FO | | A | TO | Blk | Stl | Pts | Avg |
|------------------------|-------|-------------|--------|-------------|---------|---------|-------|---------|------|------------------|-----|------|------|-------|---|-----|-----|-----|-----|------|------|
| | | Min--Avg | FG-FGA | Pct | 3FG-FGA | Pct | Off | Def | Tot | Avg | Off | Def | Tot | Avg | | | | | | | |
| 44 Sean Singletary.... | 27-27 | 917 | 34.0 | 165-388 | .425 | 49-130 | .377 | 152-179 | .849 | 24 | 82 | 106 | 3.9 | 74 | 1 | 156 | 105 | 0 | 51 | 531 | 19.7 |
| Conference-Only.. | 14-14 | 501 | 35.8 | 99-220 | .450 | 25-69 | .362 | 76-88 | .864 | 10 | 42 | 52 | 3.7 | 42 | 1 | 68 | 43 | 0 | 31 | 299 | 21.4 |
| 24 Mamadi Diane..... | 27-21 | 787 | 29.1 | 102-246 | .415 | 49-120 | .408 | 55-84 | .655 | 44 | 75 | 119 | 4.4 | 63 | 0 | 31 | 47 | 16 | 15 | 308 | 11.4 |
| Conference-Only.. | 14-8 | 437 | 31.2 | 52-145 | .359 | 21-65 | .323 | 35-55 | .636 | 31 | 38 | 69 | 4.9 | 36 | 0 | 14 | 26 | 5 | 6 | 160 | 11.4 |
| 30 Adrian Joseph..... | 27-27 | 721 | 26.7 | 103-250 | .412 | 49-139 | .353 | 30-38 | .789 | 47 | 127 | 174 | 6.4 | 35 | 0 | 27 | 39 | 11 | 19 | 285 | 10.6 |
| Conference-Only.. | 14-14 | 378 | 27.0 | 45-117 | .385 | 17-60 | .283 | 14-17 | .824 | 19 | 55 | 74 | 5.3 | 17 | 0 | 12 | 16 | 4 | 7 | 121 | 8.6 |
| 04 Calvin Baker..... | 27-8 | 688 | 25.5 | 88-204 | .431 | 39-95 | .411 | 33-49 | .673 | 15 | 58 | 73 | 2.7 | 53 | 0 | 64 | 43 | 3 | 25 | 248 | 9.2 |
| Conference-Only.. | 14-8 | 389 | 27.8 | 44-111 | .396 | 18-48 | .375 | 22-30 | .733 | 8 | 32 | 40 | 2.9 | 28 | 0 | 29 | 22 | 3 | 18 | 128 | 9.1 |
| 11 Laurynas Mikalauska | 14-1 | 229 | 16.4 | 36-54 | .667 | 0-0 | .000 | 23-37 | .622 | 27 | 26 | 53 | 3.8 | 32 | 2 | 6 | 8 | 2 | 5 | 95 | 6.8 |
| Conference-Only.. | 5-0 | 88 | 17.6 | 20-29 | .690 | 0-0 | .000 | 10-15 | .667 | 16 | 11 | 27 | 5.4 | 13 | 2 | 3 | 7 | 1 | 3 | 50 | 10.0 |
| 32 Mike Scott..... | 26-16 | 470 | 18.1 | 53-118 | .449 | 2-5 | .400 | 49-68 | .721 | 60 | 89 | 149 | 5.7 | 56 | 1 | 9 | 19 | 6 | 17 | 157 | 6.0 |
| Conference-Only.. | 14-12 | 274 | 19.6 | 27-68 | .397 | 1-3 | .333 | 20-32 | .625 | 28 | 46 | 74 | 5.3 | 35 | 1 | 5 | 14 | 2 | 7 | 75 | 5.4 |
| 12 Jamil Tucker..... | 25-2 | 349 | 14.0 | 41-98 | .418 | 23-62 | .371 | 15-18 | .833 | 15 | 54 | 69 | 2.8 | 50 | 0 | 15 | 16 | 9 | 4 | 120 | 4.8 |
| Conference-Only.. | 14-2 | 209 | 14.9 | 25-65 | .385 | 15-41 | .366 | 8-11 | .727 | 12 | 32 | 44 | 3.1 | 24 | 0 | 10 | 9 | 3 | 73 | 5.2 | |
| 01 Jeff Jones..... | 27-19 | 383 | 14.2 | 39-113 | .345 | 7-33 | .212 | 27-37 | .730 | 11 | 36 | 47 | 1.7 | 40 | 0 | 17 | 36 | 4 | 9 | 112 | 4.1 |
| Conference-Only.. | 14-6 | 166 | 11.9 | 11-45 | .244 | 2-13 | .154 | 9-12 | .750 | 5 | 11 | 16 | 1.1 | 20 | 0 | 8 | 15 | 1 | 4 | 33 | 2.4 |
| 45 Solomon Tat..... | 10-0 | 83 | 8.3 | 9-18 | .500 | 0-2 | .000 | 11-15 | .733 | 3 | 10 | 13 | 1.3 | 5 | 0 | 5 | 6 | 0 | 3 | 29 | 2.9 |
| Conference-Only.. | 8-0 | 62 | 7.8 | 6-14 | .429 | 0-2 | .000 | 5-6 | .833 | 1 | 10 | 11 | 1.4 | 4 | 0 | 3 | 4 | 0 | 3 | 17 | 2.1 |
| 43 Will Harris..... | 15-0 | 135 | 9.0 | 14-35 | .400 | 4-9 | .444 | 9-15 | .600 | 14 | 24 | 38 | 2.5 | 12 | 0 | 3 | 12 | 0 | 3 | 41 | 2.7 |
| Conference-Only.. | 3-0 | 14 | 4.7 | 1-3 | .333 | 0-1 | .000 | 1-2 | .500 | 0 | 1 | 1 | 0.3 | 2 | 0 | 1 | 2 | 0 | 0 | 3 | 1.0 |
| 34 Ryan Pettinella.... | 24-14 | 333 | 13.9 | 27-47 | .574 | 0-0 | .000 | 6-25 | .240 | 34 | 35 | 69 | 2.9 | 71 | 2 | 4 | 18 | 2 | 3 | 60 | 2.5 |
| Conference-Only.. | 14-6 | 238 | 17.0 | 20-34 | .588 | 0-0 | .000 | 5-15 | .333 | 18 | 26 | 44 | 3.1 | 51 | 2 | 2 | 12 | 0 | 1 | 45 | 3.2 |
| 55 Jerome Meyinsse.... | 22-0 | 171 | 7.8 | 21-30 | .700 | 0-0 | .000 | 4-10 | .400 | 16 | 27 | 43 | 2.0 | 35 | 0 | 2 | 7 | 1 | 3 | 46 | 2.1 |
| Conference-Only.. | 12-0 | 74 | 6.2 | 7-11 | .636 | 0-0 | .000 | 0-2 | .000 | 5 | 11 | 16 | 1.3 | 21 | 0 | 0 | 0 | 0 | 1 | 14 | 1.2 |
| 22 Will Sherrill..... | 7-0 | 12 | 1.7 | 3-3 | 1.000 | 1-1 | 1.000 | 0-0 | .000 | 1 | 2 | 3 | 0.4 | 3 | 0 | 1 | 0 | 0 | 1 | 7 | 1.0 |
| Conference-Only.. | 1-0 | 1 | 1.0 | 0-0 | .000 | 0-0 | .000 | 0-0 | .000 | 0 | 0 | 0 | 0.0 | 0 | 0 | 0 | 0 | 0 | 0 | 0 | 0.0 |
| 02 Mustapha Farrakhan. | 17-0 | 107 | 6.3 | 7-37 | .189 | 2-16 | .125 | 1-5 | .200 | 4 | 11 | 15 | 0.9 | 7 | 0 | 4 | 11 | 0 | 2 | 17 | 1.0 |
| Conference-Only.. | 6-0 | 43 | 7.2 | 1-13 | .077 | 1-7 | .143 | 1-3 | .333 | 2 | 4 | 6 | 1.0 | 3 | 0 | 1 | 3 | 0 | 0 | 4 | 0.7 |
| 13 Sammy Zeglinski.... | 8-0 | 62 | 7.8 | 3-12 | .250 | 1-7 | .143 | 0-2 | .000 | 3 | 6 | 9 | 1.1 | 8 | 0 | 15 | 9 | 1 | 3 | 7 | 0.9 |
| Conference-Only.. | 0-0 | 0 | 0.0 | 0-0 | .000 | 0-0 | .000 | 0-0 | .000 | 0 | 0 | 0 | 0.0 | 0 | 0 | 0 | 0 | 0 | 0 | 0 | 0.0 |
| 21 Tunji Soroye..... | 2-0 | 8 | 4.0 | 0-1 | .000 | 0-0 | .000 | 1-2 | .500 | 2 | 1 | 3 | 1.5 | 2 | 0 | 0 | 2 | 0 | 0 | 1 | 0.5 |
| Conference-Only.. | 0-0 | 0 | 0.0 | 0-0 | .000 | 0-0 | .000 | 0-0 | .000 | 0 | 0 | 0 | 0.0 | 0 | 0 | 0 | 0 | 0 | 0 | 0 | 0.0 |
| 31 Andy Burns..... | 8-0 | 20 | 2.5 | 1-5 | .200 | 0-1 | .000 | 1-2 | .500 | 2 | 2 | 4 | 0.5 | 3 | 0 | 2 | 2 | 0 | 0 | 3 | 0.4 |
| Conference-Only.. | 1-0 | 1 | 1.0 | 0-0 | .000 | 0-0 | .000 | 0-0 | .000 | 0 | 0 | 0 | 0.0 | 0 | 0 | 0 | 0 | 0 | 0 | 0 | 0.0 |
| TEAM..... | | | | | | | | | | 51 | 48 | 99 | 3.7 | 0 | | | 2 | | | | |
| Conference-Only.. | | | | | | | | | | 24 | 28 | 52 | 3.7 | 0 | | | 0 | | | | |
| Total..... | 27 | 5475 | | 712-1659 | .429 | 226-620 | .365 | 417-586 | .712 | 373 | 713 | 1086 | 40.2 | 549 | 6 | 361 | 382 | 55 | 163 | 2067 | 76.6 |
| Conference-Only.. | 14 | 2875 | | 358-875 | .409 | 100-309 | .324 | 206-288 | .715 | 179 | 347 | 526 | 37.6 | 296 | 6 | 156 | 173 | 19 | 84 | 1022 | 73.0 |
| Opponents..... | 27 | 5475 | | 698-1593 | .438 | 220-615 | .358 | 362-553 | .655 | 278 | 642 | 920 | 34.1 | 514 | - | 400 | 373 | 101 | 157 | 1978 | 73.3 |
| Conference-Only.. | 14 | 2875 | | 382-828 | .461 | 116-313 | .371 | 201-315 | .638 | 155 | 366 | 521 | 37.2 | 260 | 5 | 214 | 183 | 72 | 68 | 1081 | 77.2 |

| | | | | |
|--------------------------|------------|------------|-----------|--------------|
| SCORE BY PERIODS: | 1st | 2nd | OT | Total |
| ----- | ----- | ----- | ----- | ----- |
| Virginia..... | 988 | 1056 | 23 | - 2067 |
| Opponents..... | 914 | 1023 | 41 | - 1978 |

| | | | |
|---------------------------|------------|------------|--------------|
| DEADBALL REBOUNDS: | OFF | DEF | TOTAL |
| ----- | ----- | ----- | ----- |
| Virginia..... | 85 | 11 | 96 |
| Opponents..... | 85 | 15 | 100 |