


VIRGINIA

2007-08 Men's Basketball



VIRGINIA vs. CLEMSON

JOHN PAUL JONES ARENA • Charlottesville, Va.
Feb. 7, 2007



TV: ESPN2 (HD)

• Mike Patrick (play-by-play), Jimmy Dykes and Bucky Waters (analysis)

Radio: Virginia Sports Network (originating at the Charlottesville Radio Group and WINA-AM/WWWV-FM and available online through V-Pass at www.virginiasports.com)

• Mac McDonald (play-by-play), Jim Hobgood (analysis)

TONIGHT'S GAME:

- The Cavaliers host Clemson looking to snap a four-game losing streak, the longest of the Dave Leitao era
- Virginia is looking for its 10th home win of the season

ABOUT THE CAVALIERS (11-9, 1-6 ACC):

- The Cavaliers are 11-9 after a 72-65 overtime loss at Virginia Tech Saturday
- Virginia's 1-6 ACC start is its worst since a 1-7 start to the 2004-05 season
- The last time UVa lost more than four in a row was a five-game streak late in the 2004-05 regular season
- Of UVa's six conference losses, three have come in overtime and one by two points in regulation

ABOUT THE TIGERS (16-5, 4-3 ACC):

- Clemson is coming off a 78-56 win over Boston College Saturday night at Littlejohn Coliseum
- The Tigers are looking for their first ACC road win of the season (0-2)

SERIES VS. CLEMSON:

- Virginia leads the all-time series 65-47 (Virginia leads 38-15 in Charlottesville)
- In last season's only meeting between the teams, the Cavaliers used a 15-0 run at the end of the game to rally for a 64-63 win at Littlejohn Coliseum
- Tonight's game is Clemson's first visit to John Paul Jones Arena

SCHEDULE/RESULTS

N4	CARSON-NEWMAN (EX)	W 124-65
N11	VERMONT [ACC Select]	W 90-72
N14	HOWARD [ACC Select]	W 92-53
N17	at #17 Arizona [FSN]	W 75-72
N20	DREXEL [CN8]	W 72-58
N23	at Penn % [CN8]	W 100-85
N24	vs. Seton Hall % [CN8]	L 60-74
N27	NORTHWESTERN ^ [ESPNU]	W 94-52
D5	SYRACUSE [ESPN2]	L 68-70
D7	LONGWOOD [ACC Select]	W 76-57
D19	HAMPTON [ACC Select]	W 79-65
D22	ELON [CSN]	W 91-61
D30	HARTFORD [ACC Select]	W 78-70
J3	at Xavier [CSTV]	L 70-108
J13	at #9 Duke * [FSN]	L 65-87
J16	VIRGINIA TECH * [ESPNU]	L 69-70 (ot)
J19	BOSTON COLLEGE * [Raycom^(split)]	W 84-66
J23	at Florida State * [ACC Select]	L 67-69
J27	GEORGIA TECH * [FSN]	L 82-92 (ot)
J30	at Maryland * [ESPN]	L 75-85
F2	at Virginia Tech * [Raycom]	L 65-72 (ot)
F7	CLEMSON * [ESPN2]	7 p.m.
F9	at Wake Forest * [ABC]	3:30 p.m.
F12	NORTH CAROLINA * [ESPN2/Raycom]	8 p.m.
F17	at Boston College * [Raycom ^(split)]	1 p.m.
F21	at Georgia Tech * [RSN]	7 p.m.
F24	NC STATE * [FSN]	4:30 p.m.
M1	at Miami * [Raycom ^(split)]	2 p.m.
M5	DUKE * [ESPN]	7 p.m.
M9	MARYLAND * [FSN]	7:30 p.m.
M13-16	at ACC Tournament (Charlotte, N.C.)	

* ACC Game
^ Big Ten/ACC Challenge
% Philly Hoop Group Classic (The Palestra, Philadelphia)

All Times Eastern
Rankings are Associated Press at time of the game

TV Abbreviations

CN8 Channel available on select Comcast cable systems
CSN Comcast SportsNet - Mid Atlantic
FSN Fox Sports Net
RSN Regional Sports Networks

** All Raycom Games are also online at accesselect.com

PROBABLE STARTERS/RESERVES

No.	Pos.	Yr.	Player	PPG	RPG	APG	Notable
4	G	So.	Calvin Baker	9.7	2.4	2.5	Scored a UVa career-high 17 points at Md.
24	G/F	Jr.	Mamadi Diane	12.4	4.5	1.3	Season high 22 points vs. Northwestern
30	F	Sr.	Adrian Joseph	11.8	7.5	1.2	Five double-doubles this season
32	F	Fr.	Mike Scott	6.2	5.9	0.3	Had career-high 15 pts vs. Hampton in 1st start
44	G	Sr.	Sean Singletary	18.7	3.9	6.3	Nine 20-point games this season (36 in career)
11	F	Jr.	Laurynas Mikalauskas	5.0	2.9	0.3	Shooting 64.0% (16-25) from the floor
12	F	So.	Jamil Tucker	4.6	2.7	0.5	Scored career-high 13 points vs. Ga Tech
1	G	Fr.	Jeff Jones	4.2	1.8	0.6	15 pts (5-7 3FG) at Arizona
43	F/G	So.	Will Harris	2.7	2.5	0.2	8 rebounds vs. Longwood tied career-high
34	F/C	Sr.	Ryan Pettinella	2.5	2.5	0.1	Season high 9 points at Duke
55	F/C	So.	Jerome Meynsse	2.4	2.1	0.1	Career high 12 pts (5-5 FG) vs. Elon
45	G/F	So.	Solomon Tat	2.1	0.9	0.3	Career-high 12 points (3-4 FG) at Xavier
2	G	Fr.	Mustapha Farrakhan	1.1	0.9	0.3	Scored 4 points vs. Howard
21	C	Sr.	Tunji Soroye	0.5	1.5	0.0	Has missed all but two games due to injuries
22	F	Fr.	Will Sherrill	1.2	0.5	0.2	Scored career-high 3 pts. vs. Longwood
31	F	So.	Andy Burns	0.4	0.6	0.3	Had 2 rebounds against Vermont
13	G	Fr.	Sammy Zeglinski	0.9	1.1	1.9	Out for season with ankle injury

MEDIA INFORMATION**Men's Basketball Contact Information**

Virginia Athletics Media Relations
154 John Paul Jones Arena
PO Box 400853
Charlottesville, VA 22904

Office: (434) 982-5500
Fax: (434) 982-5525

Rich Murray

Associate AD for Public Relations
(Primary Men's Basketball Contact)

Office: (434) 982-5530
Home: (434) 978-2966
Email: rmurray@virginia.edu

Steve Kirkland

Assistant Media Relations Director
(Secondary Men's Basketball Contact)

Office: (434) 982-5535
Cell: (434) 825-5241
Email: skirkland@virginia.edu

LAST TIME OUT:

- Virginia suffered a 72-65 overtime loss at Virginia Tech Saturday
- Sean Singletary scored 26 points, his ninth 20-point game of the season and 36th of his career
- The Hokies swept the season series, winning both games in overtime

OVERTIME WOES:

- The Cavaliers are 0-3 this season in overtime games
- It marks just the second time in school history UVa has lost three OT games in a season (0-3 in 86-87)

REBOUNDING SUCCESS COMES FROM MANY SOURCES:

- The Cavaliers' strong performance on the boards this season has been a team effort
- In Virginia's first 20 games this season, eight different players (Mamadi Diane, Calvin Baker, Laurynas Mikalauskas, Adrian Joseph, Mike Scott, Jerome Meyinsse, Sean Singletary, and Ryan Pettinella) have led the team in rebounding in a game

SINGLETARY NAMED FINALIST FOR COUSY AWARD:

- Sean Singletary is one of 16 finalists for the Bob Cousy Award, given to the nation's top collegiate point guard
- Singletary was also a finalist for the award last season

SINGLETARY NAMED TO PAIR OF MIDSEASON LISTS:

- Sean Singletary was one of 30 players named to the midseason list for the John R. Wooden Award
- He was also one of 30 players named to the midseason list for the Naismith Trophy, presented by AT&T
- Both awards are given annually to the top collegiate basketball player

SINGLETARY IN SELECT COMPANY IN ACC HISTORY:

- Against Georgia Tech on Jan. 27, Sean Singletary recorded the 500th assist of his career
- By reaching the mark, he became just the fifth player in ACC history to have 1,500 points, 500 assists, and 400 rebounds in a career
- He joins Johnny Dawkins and Danny Ferry of Duke and Brian Oliver and Tony Akins of Georgia Tech as the only ACC players to reach all three milestones

SINGLETARY CLIMBS CAREER CHARTS:

- Sean Singletary ranks eighth on Virginia's career scoring chart with 1,800 points and he enters tonight's game 12 points away from seventh place (Chris Williams: 1,812)
- Singletary ranks fourth in school history with 510 career assists and enters tonight's game 19 assists shy of third place (Donald Hand: 529)
- Singletary ranks seventh in school history with 174 career steals and enters tonight's game three steals shy of sixth place (Bryant Stith: 177)

SINGLETARY CONTRIBUTES IN DIFFERENT WAYS:

- Sean Singletary is the only player in the ACC this season to have a 30-point scoring game, a 10-rebound game and a 10-assist game
- He is the only player in Virginia history to accomplish all three marks in the same season
- Singletary and Donald Hand are the only Cavaliers in history to accomplish all three marks in a career (Hand had his 10-rebound game and 10-assist game in different seasons)

DOUBLE FIGURE STREAK FOR SINGLETARY:

- Sean Singletary enters tonight's game having scored in double figures in his last 42 games
- It is the longest active streak in the ACC

DOUBLE-DOUBLES FOR SINGLETARY:

- Sean Singletary has had a double-double in two ACC games this season
- He followed his 34 point-10 rebound effort vs. Virginia Tech (1/16) with 19 points and 10 assists vs. Boston College
- Singletary is the only player in the ACC to have both a points-rebounds and a points-assists double-double this season
- Of his four career double-doubles, two have been points-rebounds and two have been points-assists

SINGLETERY LEADS VIRGINIA PAST BOSTON COLLEGE:

- Sean Singletary had his third double-double of the season with 19 points and 10 assists vs. BC on Jan. 19
- The 10 assists tied his career high
- Singletary also tied his career high with six steals

SINGLETERY SHINES AGAINST VIRGINIA TECH:

- Sean Singletary had a double-double with 34 points and 10 rebounds vs. Virginia Tech on Jan. 16
- The 34 points is Singletary's season high and his career high against an ACC opponent
- His 34 points are the third most in a game this season by an ACC player (UNC's Wayne Ellington scored 36 at Clemson and UNC's Tyler Hansbrough scored 35 at Miami)
- He scored 49.3 percent (34 of 69) of Virginia's points in the game, the highest percentage for a Cavalier since Singletary scored 35 of 69 UVa points (50.7 percent) at Gonzaga on Dec. 17, 2005
- It marked the fourth 30-point game of his career
- His 12 made field goals are a career high
- His 10 rebounds tied a career high

CAVALIERS RECORD HISTORIC BIG TEN/ACC CHALLENGE WIN:

- Virginia's 94-52 win over Northwestern helped the ACC win its ninth consecutive Big Ten/ACC Challenge, 8-3
- The Cavaliers' 42-point victory over the Wildcats is the biggest margin of victory in the history of the event
- In the game, the Cavaliers made 16 three-point field goals

JOSEPH HAS CAREER REBOUNDING HIGH AGAINST SETON HALL:

- Against Seton Hall, Adrian Joseph had a career-high 16 rebounds
- Joseph has had six double-digit rebounds games this season

SCOTT ON THE BOARDS AGAINST PENN:

- Against Penn, first-year Mike Scott had 13 rebounds
- It was the most rebounds by a Cavalier freshman since Travis Watson had 15 rebounds against NC State (Jan. 12, 2000)

SINGLETERY NAMED ACC PLAYER OF THE WEEK:

- Senior guard Sean Singletary was named ACC Player of the Week on Nov. 19 after leading Virginia to wins over Howard and at Arizona
- Singletary had 23 points and eight assists against the Bison and followed with 24 points and eight assists in the upset of the No. 17 Wildcats
- It is the fourth ACC Player of the Week honor of Singletary's career

SPREADING THE WEALTH:

- Against Howard, 13 different Cavaliers scored
- It was the most different players to score in a game for UVa since 14 different players scored in a 93-47 win over Winthrop on December 1, 1990

JOSEPH SHINES AGAINST VERMONT:

- Adrian Joseph led Virginia with 19 points in the season-opening win over Vermont
- He tied career-highs with five 3-point field goals and three assists in the contest
- His 19 points were his most since scoring 19 against Clemson during the 2005-06 season

ABOUT THE SCHEDULE:

- The Cavaliers will play 29 regular season games, including 17 games at home at John Paul Jones Arena
- Of those 29 games, 14 will come against 2007 NCAA Tournament teams
- Additionally, six games will be against teams that were in the 2007 NIT
- 23 games this season will be televised, including 15 of 16 ACC contests

HEAD COACH DAVE LEITAO:

- 2007 ACC Coach of the Year
- First Virginia coach to win the honor since Terry Holland in 1982
- 47-35 record in three seasons at Virginia, including a 19-20 mark in the ACC
- First Virginia coach to have a winning ACC record over first two seasons as coach
- Overall record of 127-104 in eight seasons as a head coach

IN THE POLLS

ASSOCIATED PRESS (2/4)

1.	Memphis	21-0
2.	Duke	19-1
3.	North Carolina	21-1
4.	Kansas	21-1
5.	UCLA	20-2
6.	Georgetown	18-2
7.	Tennessee	19-2
8.	Wisconsin	18-3
9.	Stanford	18-3
10.	Butler	19-2
11.	Michigan State	19-3
12.	Texas	17-4
13.	Xavier	18-4
14.	Indiana	18-3
15.	Drake	20-1
16.	Marquette	16-4
17.	Washington State	17-4
18.	Texas A&M	18-4
19.	Connecticut	16-5
20.	Kansas State	15-5
21.	Pittsburgh	17-5
22.	Notre Dame	16-4
23.	Vanderbilt	18-4
24.	Purdue	17-5
25.	Saint Mary's	18-3

Others Receiving Votes:

Florida, Mississippi, Rhode Island, Arkansas, Gonzaga, **Arizona**, Baylor, UNLV, Louisville, USC, **Clemson**, Oklahoma, Mississippi State, Saint Joseph's, **Virginia Tech**, Ohio, BYU, UNC Asheville, Rider.

ESPN/USA Today (2/4)

1.	Memphis	21-0
2.	Duke	19-1
3.	North Carolina	21-1
4.	UCLA	20-2
5.	Kansas	21-1
6.	Georgetown	18-2
7.	Tennessee	19-2
8.	Wisconsin	18-3
9.	Stanford	18-3
10.	Michigan State	19-3
11.	Butler	19-2
12.	Texas	17-4
13.	Indiana	18-3
14.	Xavier	18-4
15.	Drake	20-1
16.	Marquette	16-4
17.	Washington State	17-4
18.	Texas A&M	18-4
19.	Connecticut	16-5
20.	Vanderbilt	18-4
21.	Notre Dame	16-4
22.	Florida	18-4
23.	Saint Mary's	18-3
24.	Kansas State	15-5
25.	Pittsburgh	17-5

Others Receiving Votes:

Rhode Island, Purdue, Mississippi, Arkansas, **Arizona**, UNLV, Mississippi State, Louisville, Baylor, Gonzaga, **Clemson**, USC, **Miami (Fla)**, Dayton, BYU, California, Villanova, South Alabama.

VIRGINIA IN THE ACC STATS (2/6)

TEAM STATISTICS

Scoring Offense:	77.6	5th
Scoring Defense:	71.9	11th
Scoring Margin:	+5.7	6th
Field Goal %:	.435	11th
Field Goal % Def.:	.424	7th
Free Throw %:	.706	6th
3FG %:	.381	3rd
3FG Made/Game:	9.20	1st
3FG % Defense:	.336	6th
Offensive Rebounds:	14.05	3rd
Defensive Rebounds:	27.00	2nd
Rebounding Margin:	+7.6	2nd
Assists:	14.15	8th
Assist/Turnover:	0.94	8th
Turnover Margin:	-1.10	9th
Steals:	5.90	T-9th
Blocked Shots:	2.15	12th

INDIVIDUAL STATISTICS

Sean Singletary		
- Scoring	18.7	3rd
- Assists	6.25	2nd
- Free Throw %	.837	4th
- Steals	1.70	9th
- Asst/TO Ratio	1.47	10th
- Minutes played	33.80	8th
Adrian Joseph		
- Rebounding	7.5	8th
- 3FG Made	2.15	7th
- Defensive Rebs.	5.40	5th
Mamadi Diane		
- Scoring	12.4	23rd
- 3FG Made	2.20	6th
- Minutes Played	30.15	17th
Mike Scott		
- Rebounding	5.9	17th
- Offensive Rebs.	2.53	T-10th

VIRGINIA IN THE NCAA STATS (1/28)

TEAM STATISTICS

Scoring Offense:	77.6	42nd
3FG Made/Game:	9.2	15th
Rebounding Margin:	+7.6	11th
Sean Singletary		
- Scoring	18.7	57th
- Assists	6.3	15th
- Free Throw %	.837	67th

LEITAO HONORED BY DICK VITALE:

- ESPN's Dick Vitale named Dave Leitao his national coach of the week on Nov. 19
- Leitao led Virginia to a 75-72 win at No. 17 Arizona that week

SEAN SINGLETARY RECEIVES PRESEASON ACCOLADES:

- First-team Collegehoops.net preseason All-American
- Third-team CBSsportsline.com preseason All-American
- CollegelInsider.com preseason All-American
- Top 50 preseason candidate for the John R. Wooden Award
- Preseason Watch List for the Naismith Trophy presented by AT&T
- Bob Cousy Award presented by The Hartford (nation's top point guard) preseason list
- One of 30 candidates for the Lowe's Senior CLASS Award
- Preseason All-ACC
- No. 4 on Luke Winn's Top 15 Seniors on SI.com

STAFF CHANGES FOR 2007-08:

- Drew Diener, UVa's Director of Basketball Operations the last two years, was named Assistant Coach in Sept.
- Replacing Diener as Director of Basketball Operations is Rick Brunson. A former standout at Temple, Brunson played nine seasons in the NBA

SINGLETARY, JOSEPH ARE VIRGINIA'S CAPTAINS:

- Seniors Sean Singletary and Adrian Joseph are co-captains for the 2007-08 season
- Singletary is a captain for the third consecutive year while Joseph is a captain for the first time
- Singletary joins Donald Hand (a captain from 98-99 through 00-01) as the only three-year captains in Virginia history

AT HOME AT JOHN PAUL JONES ARENA:

- Virginia has an all-time record of 25-4 at John Paul Jones Arena
- UVa has a 9-3 home record this season
- The Cavaliers posted a 16-1 home record last year in the first season in John Paul Jones Arena
- Virginia was the only ACC team to go undefeated at home in conference play last year (8-0)
- The Cavaliers averaged 13,521 fans per game last year in the debut season at JPJA

BASKETBALL SEATING FIGURE FOR JPJA CHANGES:

- After completing the first year in the John Paul Jones Arena, the Virginia athletics department has made an adjustment to the arena's seating figure for basketball. During the 2006-07 season, several seating areas were altered to accommodate needs within the arena. This led to an overall reduction of seats. These accommodations include seats converted to accessible seating and press tables for the media area. Additional seats have been removed from the usable inventory in an effort to improve sightlines and comfort. As a result of the changes, the arena's seating for men's basketball is now 14,593.

VIRGINIA SIGNS THREE TO NATIONAL LETTERS OF INTENT:

- Head Coach Dave Leitao announced on Nov. 19 that three players have signed national letters of intent to join the Cavalier program in 2008-09
- 6-11 center John Brandenburg (Des Peres, Mo.), who averaged 8.2 points, 7.9 rebounds and 2.4 blocks per game last season as a junior at De Smet Jesuit H.S. in St. Louis
- 6-6 guard Sylvan Landesberg (Flushing, N.Y.), who averaged 25.7 points, 10.5 rebounds and 3.6 assists per game last season as a junior at Holy Cross High School and was named the Catholic High School Athletic Association Player of the Year
- 7-0 center Assane Sene (Senegal), who is in his first season of basketball in the United States at South Kent Preparatory School in South Kent, Conn.

UP NEXT:

- Virginia has its quickest turn-around of the ACC season, playing at Wake Forest Saturday afternoon
- Tip-off is 3:30 p.m. and the game will air on ABC (regional coverage)
- Last season the teams split a pair of meetings, with each team winning at home (UVa won 88-76 at JPJA, WF won 78-72 in Winston-Salem)

2007-08 VIRGINIA MEN'S BASKETBALL ROSTER

NO.	NAME	POS.	HT.	WT.	CLASS	HOMETOWN/HIGH SCHOOL (Previous School)
1	Jeff Jones	G	6-4	193	Fr.	Chester, Pa./Monsignor Bonner
2	Mustapha Farrakhan	G	6-4	175	Fr.	Harvey, Ill./Thornton Township
4	Calvin Baker	G	6-2	186	So.	Newport News, Va./Woodside (William & Mary)
11	Laurynas Mikalauskas	F	6-8	246	Jr.	Palanga, Lithuania/Blue Ridge School
12	Jamil Tucker	F	6-8	241	So.	Gary, Ind./West Side
13	Sammy Zeglinski	G	6-0	175	Fr.	Philadelphia, Pa./The William Penn Charter School
21	Tunji Soroye	C	6-11	252	Sr.	Dugbe Ibadan, Nigeria/Montrose Christian School
22	Will Sherrill	F	6-9	215	Fr.	New York, N.Y./Phillips Academy Andover
24	Mamadi Diane	G/F	6-5	201	Jr.	Potomac, Md./DeMatha Catholic
30	Adrian Joseph*	F	6-7	201	Sr.	San Fernando, Trinidad/Brewster Academy
31	Andy Burns	F	6-8	212	So.	Alexandria, Va./Bishop Ireton
32	Mike Scott	F	6-8	233	Fr.	Chesapeake, Va./Hargrave Military Academy
34	Ryan Pettinella	F/C	6-9	249	Sr.	Webster, N.Y./McQuaid Jesuit (Penn)
43	Will Harris	F/G	6-6	245	So.	Corona, N.Y./Brewster Academy
44	Sean Singletary*	G	6-0	185	Sr.	Philadelphia, Pa./The William Penn Charter School
45	Solomon Tat	G/F	6-5	223	So.	Jos Plateau, Nigeria/Community Christian School
55	Jerome Meyinsse	F/C	6-8	245	So.	Baton Rouge, La./McKinley

* Co-Captain

HEAD COACH:

Dave Leitao

ASSISTANT COACHES:

Bill Courtney

Drew Diener

Steve Seymour

DIRECTOR OF BASKETBALL OPERATIONS:

Rick Brunson

STRENGTH & CONDITIONING COACH:

Shaun Brown

ASSISTANT DIR. OF OPERATIONS/VIDEO:

Oliver Winterbone

ATHLETIC TRAINER:

Ethan Saliba

PRONUNCIATION GUIDE

Mamadi Diane

Mom-uh-dee Dee-on-ee

Mustapha Farrakhan

Moo-sta-fa Fair-uh-con

Dave Leitao

Lay-toe

Jerome Meyinsse

Me-yin-see

Laurynas Mikalauskas

La-ree-nus Mick-a-laus-cuss

Ryan Pettinella

Pet-in-ella

Tunji Soroye

Ton-jee Suh-roy-yay

Jamil Tucker

Ja-mill

Sammy Zeglinski

Zuh-glin-ski

CAVALIER CAREER RECORD BOOK

POINTS

1.	Bryant Stith (1989-92)	2,516
2.	Jeff Lamp (1978-81)	2,317
3.	Buzzy Wilkinson (1953-55)	2,233
4.	Ralph Sampson (1980-83)	2,228
5.	Junior Burrough (1992-95)	1,970
6.	Wally Walker (1973-76)	1,849
7.	Chris Williams (1999-02)	1,812
8.	Sean Singletary (2005-pres.)	1,800
9.	Harold Deane (1994-97)	1,763
10.	Curtis Staples (1995-98)	1,757
11.	J.R. Reynolds (2004-07)	1,683
12.	John Crotty (1988-91)	1,646
13.	Bob McCarty (1954-56)	1,625
14.	Travis Watson (2000-03)	1,546
15.	Richard Morgan (1986-89)	1,540
16.	Donald Hand (1998-01)	1,486
17.	Othell Wilson (1981-84)	1,469
18.	Barry Parkhill (1971-73)	1,437
19.	Jim Connelly (1965-67)	1,426
20.	Lee Raker (1978-81)	1,423

3-POINT FIELD GOALS

1.	Curtis Staples (1995-98)	413
2.	Harold Deane (1994-97)	237
3.	J.R. Reynolds (2004-07)	221
4.	Sean Singletary (2005-pres.)	200
5.	John Crotty (1988-91)	179
6.	Devin Smith (2003-05)	161
7.	Donald Hand (1998-01)	156
	Todd Billet (2003-04)	156
9.	Adrian Joseph (2005-pres.)	145
10.	Cory Alexander (1992-95)	142

FREE THROWS MADE

1.	Bryant Stith (1989-92)	690
2.	Buzzy Wilkinson (1953-55)	665
3.	Jeff Lamp (1978-81)	635
4.	Harold Deane (1994-97)	546
5.	Sean Singletary (2005-pres.)	492
6.	Donald Hand (1998-01)	444
7.	Junior Burrough (1992-95)	439
8.	Ralph Sampson (1980-83)	427
9.	John Crotty (1988-91)	413
10.	J.R. Reynolds (2004-07)	402

ASSISTS

1.	John Crotty (1988-91)	683
2.	Jeff Jones (1979-82)	598
3.	Donald Hand (1998-01)	529
4.	Sean Singletary (2005-pres.)	510
5.	Othell Wilson (1981-84)	493
6.	Harold Deane (1994-97)	468
7.	John Johnson (1985-88)	426
8.	Cory Alexander (1992-95)	401
9.	Barry Parkhill (1971-73)	369
10.	J.R. Reynolds (2004-07)	317

STEALS

1.	Othell Wilson (1981-84)	222
2.	Jeff Jones (1979-82)	189
	Chris Williams (1999-02)	189
4.	Harold Deane (1994-97)	179
	Donald Hand (1998-01)	179
6.	Bryant Stith (1989-92)	177
7.	Sean Singletary (2005-pres.)	174
8.	Richard Morgan (1986-89)	160
9.	Adam Hall (1999-02)	157
10.	Bobby Stokes (1976-79)	154

BLOCKED SHOTS

1.	Ralph Sampson (1980-83)	462
2.	Chris Alexander (1993-96)	148
3.	Travis Watson (2000-03)	130
4.	Kris Hunter (1997-99)	126
5.	Jason Clark (2002-05)	112
6.	Steve Castellani (1976-79)	108
7.	Chris Williams (1999-02)	97
8.	Junior Burrough (1992-95)	96
9.	Colin Ducharme (1997-00)	88
10.	Olden Polynice (1984-86)	86
--	Tunji Soroye (2005-pres.)	78

THE LAST TIME...

VIRGINIA INDIVIDUALS

- **Scored 30 points:** Sean Singletary (34) vs. Virginia Tech (1/16/08)
- **Scored 40 points:** J.R. Reynolds (40) vs. Wake (1/21/07)
- **Two players with 20 points:** J.R. Reynolds (28) and Sean Singletary (23) vs. Albany (3/16/07)
- **Three players with 20 points:** Chris Williams (27), Roger Mason, Jr. (22) and Donald Hand (20) vs. Duke (1/5/00)
- **Four players with 20 points:** Chris Williams (23), Donald Hand (22), Adam Hall (21), and Travis Watson (20) vs. Georgetown (3/15/00)
- **A player with back-to-back 25-point games:** J.R. Reynolds (28) vs. Albany (3/16/07) and (26) vs. Tennessee (3/18/07)
- **One player scored in double figures:** Adrian Joseph (10) vs. Puerto Rico-Mayaguez (12/21/06)
- **Five players scored in double figures:** Calvin Baker (16), Mamadi Diane (16), Adrian Joseph (13), Jamil Tucker (13), Sean Singletary (11) vs. Georgia tech (1/27/08)
- **Six players scored in double figures:** Travis Watson (17), Roger Mason, Jr. (15), Chris Williams (15), Elton Brown (14), Jermaine Harper (12), and Adam Hall (10) vs. Grambling (12/30/01)
- **Seven players scored in double figures:** Cornel Parker (20), Junior Burrough (15), Ted Jeffries (14), Cory Alexander (13), Jason Williford (12), Yuri Barnes (11) and Doug Smith (11) vs. Clemson (1/13/93)
- **Had 15 rebounds:** Adrian Joseph (16) vs. Seton Hall (11/24/07)
- **Had 20 rebounds:** Travis Watson (20) vs. Wofford (1/2/03)
- **Had 25 rebounds:** Bob Mortell (25) vs. Washington & Lee (2/27/60)
- **Two players with 10 rebounds:** Mike Scott (11) and Adrian Joseph (10) vs. Longwood (12/7/07)
- **Three players with 10 rebounds:** Yuri Barnes (13), Jason Williford (12) and Junior Burrough (11) vs. Rice (12/4/93)
- **Double-Double:** Sean Singletary (19 pts, 10 assts) vs. Boston College (1/19/08)
- **Two players had a double-double:** Adrian Joseph (23 pts, 11 rebs) and Mike Scott (10 pts, 13 rebs) at Penn (11/23/07)
- **Three players had a double-double:** Jason Williford (10 pts, 15 rebs), Ted Jeffries (23 pts, 10 rebs), and Cornel Parker (11 pts, 11 rebs) at William & Mary (1/25/93)
- **Double-Double with points and assists:** Sean Singletary (19 pts, 10 assts) vs. Boston College (1/19/08)
- **Triple-Double:** Ralph Sampson (15 pts, 22 rebs, 10 blks) vs. Old Dominion (12/29/79)
- **Four Double-Doubles in a row:** Travis Watson (29 pts, 12 rebs) at NC State (2/6/02), (20 pts, 10 rebs) vs. Clemson (2/10/02), (17 pts, 10 rebs) vs. UNC (2/12/02), (13 pts, 12 rebs) at Wake (2/17/02)
- **20 points and 20 rebounds:** Travis Watson (21 pts, 20 rebs) vs. Wofford (1/2/03)
- **10 assists:** Sean Singletary (10) vs. Boston College (1/19/08)
- **5 Blocked Shots:** Jason Cain (5) vs. UNC (1/19/06)
- **5 Steals:** Sean Singletary (6) vs. BC (1/19/08)
- **Led UVA in Points, Rebounds and Assists:** Sean Singletary (34 pts, 10 rebs, 3 assts) vs. Va Tech (1/16/08)
- **Hit a last second shot to win a game:** Sean Singletary vs. Duke (2/1/07) [jumper with one second in OT]; J.R. Reynolds vs. Loyola Marymount (12/23/04) [layup with 1.5 seconds in regulation]
- **Played every minute:** Sean Singletary vs. Virginia Tech (2/12/05)
- **Played 40 or more minutes:** Adrian Joseph (42) at Virginia Tech (2/2/08)

VIRGINIA TEAM

- **Won in Overtime:** vs. Duke, 68-66 (2/1/07)
- **Lost in Overtime:** at Virginia Tech, 65-72 (2/2/08)
- **Played Two Overtimes:** vs. Maryland, L 89-92 (2/19/05)
- **Played Three Overtimes:** vs. Georgetown, L 111-115 (3/15/00)
- **Shot 70 percent for a Half:** 72.2% (13-18) vs. Wake Forest 2nd Half (2/24/96)
- **Shot 60 percent in a Game:** 61.0% (36-59) vs. LIU (11/17/00)
- **Shot less than 30 percent in a Game:** 27.9% (17-61) vs. North Carolina (3/10/06)
- **Shot 90 percent from the free throw line:** 94.7 % (18-19) vs. Georgia Tech (2/24/07)
- **Shot 50 percent from 3-point line:** 50.0% (16-32) vs. Northwestern (11/27/07)
- **Shot less than 30 percent in a half:** 29.0% (9-31) in 2nd Half at Wake Forest (3/3/07)
- **Shot less than 20 percent in a half:** 18.9% (7-37) in the 1st half at Duke (1/13/01)
- **Shot 55 percent or better and lost:** 56.9% (29-51) vs. Duke (3/14/03)
- **Attempted 50 FTs:** 52 (made 34) vs. Howard (12/12/94)
- **Made 30 FTs:** 31 (36 att.) vs. Tennessee (3/18/07)
- **Made 10 3-pt FGs:** 12 vs. Georgia Tech (1/27/08)
- **Failed to make a 3-pt FG:** at Georgia Tech (12/4/05)
- **Had 50 rebounds:** 51 vs. Hartford (12/30/07)
- **Had 25 assists:** 27 vs. Howard (11/21/01)
- **Had 15 steals:** 15 vs. Arizona (11/21/04)
- **Had 10 blocks:** 12 vs. Longwood (2/13/07)
- **Scored 50 pts in a half:** 54 vs. Northwestern, 1st half (11/27/07)
- **Scored 60 pts in a half:** 60 vs. Gonzaga, 1st half (1/3/07)
- **Scored 70 pts in a half:** 70 vs. Coastal Carolina, 2nd half (10/20/00)
- **Scored 100 pts (ACC):** 103 vs. Maryland (1/16/07)
- **Scored 100 pts (non-conf):** 100 at Penn (11/23/07)
- **Scored under 20 pts in 1st half:** 17 at Ga. Tech (12/4/05)
- **Scored under 20 pts in 2nd half:** 12 vs. UNC (2/11/98)
- **Scored under 50 pts in a game:** 49 at Stanford (3/14/06)

OPPONENT INDIVIDUALS

- **Scored 30 points:** Al Thornton (30), Florida St. (2/17/07)
- **Scored 35 points:** J.J. Redick (40), Duke (1/28/06)
- **Scored 40 points:** J.J. Redick (40), Duke (1/28/06)
- **Scored 50 points:** Len Chappell (50), Wake (2/12/62)
- **Two players with 20 points:** Brandon Costner (22) and Gavin Grant (20), NC State (3/9/07)
- **Three players with 20 points:** Juan Dixon (23), Chris Wilcox (21), and Lonny Baxter (20), at Maryland (3/3/02)
- **Two players with 30 points:** Trevor Powell (31) and Tony Smith (31), Marquette (2/3/90)
- **Five players scored in double figures:** Deron Washington (15), A.D. Vassallo (14), Jeff Allen (12), Lewis Witcher (10), Malcolm Delaney (10), at Va. Tech (2/2/08)
- **Six players scored in double figures:** Chris Paul (21), Justin Gray (17), Eric Williams (15), Jamaal Levy (12), Taron Downey (11) and Vytas Danelius (10), Wake Forest (1/2/05)
- **Seven players scored in double figures:** Stanley Burrell (15), Drew Lavender (13), C.J. Anderson (12), B.J. Raymond (12), Josh Duncan (11), Charles Bronson (11), and Jason Love (10), at Xavier (1/3/08)
- **Double-Double:** Deron Washington (15 pts, 12 rebs), Virginia Tech (2/2/08)

- **Two players had a double-double:** Donte Green (20 pts, 10 rebs) and Paul Harris (10 pts, 14 rebs), Syracuse (12/5/07)
- **Had 15 rebounds:** Al Thornton (16), Florida State (2/17/07)
- **Had 20 rebounds:** Tim Duncan (23), Wake (2/22/97)
- **Had 10 assists:** Andre Collins (10), Loyola (Md) (12/23/05)
- **5 Blocked Shots:** Maurice Sumter (5), Longwood (2/13/07)
- **5 Steals:** Toney Douglas (6), at Florida State (1/23/08)
- **Hit a last second shot to win a game:** Deron Washington of Virginia Tech (1/16/08) [0.0 seconds in overtime]

OPPONENT TEAM

- **Shot less than 30 percent in a Game:** 28.3% (17-60) Longwood (12/7/07)
- **Shot less than 30 percent in a Game (ACC):** 29.0% (20-69), Wake Forest (2/24/96)
- **Shot 60 percent in a Game:** 63.8% (37-58), at Xavier (1/3/08)
- **Shot 55 percent or better and lost:** 55.2% (32-58), Iowa State (12/31/03)
- **Scored 100 pts:** 108, at Xavier (1/3/08)
- **Scored 60 pts in a half:** 61, at Xavier, 1st half (1/3/08)
- **Scored under 20 pts in 1st half:** 19 at NC State (1/24/07)
- **Scored under 20 pts in 2nd half:** 18 at Richmond (11/22/05)
- **Scored under 50 pts in a game:** 49, Longwood (2/13/07)
- **Had 25 assists:** 27, at Xavier (1/3/08)
- **Had 15 steals:** 15, Providence (1/3/04)
- **Had 10 blocks:** 11 at Virginia Tech (2/10/07)
- **Failed to make a 3-pt FG:** vs. Arizona State (11/27/99)

GAME #1 • NOVEMBER 11, 2007

VERMONT **72**
AT VIRGINIA **90**

VERMONT (0-2)		REB								
Player	MP	FG	FT	(0-1)	A	TO	BS	S	TP	
Blakely	36	9-15	6-9	3-10	3	2	2	4	24	
McIntosh	23	2-6	2-2	0-3	1	0	1	1	7	
Shields	17	3-6	0-0	0-0	0	0	0	0	6	
Trimboli	37	7-17	0-0	0-2	3	4	0	2	16	
Cieplicki	29	5-12	2-2	0-1	2	1	0	0	13	
Accaoui	13	0-3	2-2	0-0	1	0	0	0	2	
Vier	11	0-3	0-0	0-0	1	0	0	0	2	
Powlovich	20	0-0	2-2	1-3	0	1	0	0	2	
Field	8	1-2	0-0	0-1	0	2	0	0	2	
Dean	1	0-0	0-0	0-0	0	0	0	0	0	
Robbins	1	0-1	0-0	0-0	0	0	0	0	0	
Kissel	4	0-0	0-0	0-0	0	0	0	0	0	
Team				3-5						
Totals	200	27-65	14-17	7-25	11	10	3	9	72	
		.415	.824							

VIRGINIA (1-0)		REB								
Player	MP	FG	FT	(0-1)	A	TO	BS	S	TP	
Diane	29	4-7	1-3	1-8	1	4	0	0	10	
Joseph	31	7-11	0-0	0-6	3	1	1	0	19	
Pettinella	9	2-3	0-2	1-5	2	1	0	0	4	
Jones	23	3-4	2-3	1-6	1	0	1	0	8	
Singletary	31	4-9	10-12	1-5	6	6	0	4	19	
Farrakhan	4	0-2	0-0	0-0	0	0	0	0	0	
Baker	14	4-6	2-4	0-1	0	0	0	1	11	
Mikalaukas	19	2-2	4-6	2-4	0	1	0	0	8	
Tucker	17	1-4	2-2	0-2	0	0	2	0	5	
Zeglinski	7	0-1	0-0	0-1	1	3	0	0	0	
Burns	2	0-0	0-0	1-2	0	0	0	0	0	
Scott	2	0-1	2-2	1-1	0	0	0	0	2	
Harris	2	0-1	0-0	0-0	0	0	0	0	0	
Meynsse	10	2-2	0-0	1-2	0	2	0	0	4	
Team				2-3						
Totals	200	29-53	23-34	12-46	14	18	4	5	90	
		.547	.676							

3-Point Field Goals: (Verm.)--(4-17/235) McIntosh (1-2), Trimboli (2-7), Cieplicki (1-4), Accaoui (0-2), Vier (0-2). (UVa)--(9-19/474) Diane (1-3), Joseph (5-8), Singletary (1-2), Baker (1-1), Tucker (1-4), Zeglinski (0-1).

Vermont	32	40	72
Virginia	46	44	90
Attendance --	11,893		

Adrian Joseph and Sean Singletary each had 19 points to lead Virginia to a 90-72 season-opening victory over Vermont at John Paul Jones Arena. Calvin Baker added 11 points in his Cavalier debut and Mamadi Diane scored 10 points and grabbed a team-high eight rebounds.

The victory marked the 10th consecutive season-opening win for the Cavaliers.

Virginia had runs of 17-6 and 10-2 in the first half to build a 14-point advantage (46-32) at the break. Vermont could get no closer than nine points in the second half as the Cavaliers closed out the 18-point victory.

The Cavaliers out-rebounded the Catamounts 46-25 in the contest. Virginia shot 54.7 percent from the floor, including 47.4 percent from three-point range. Leading the UVa attack from behind the arc was Joseph, who tied a career high with five three-point field goals. Vermont shot 41.5 percent from the floor and just 23.5 percent from three-point range.

Vermont was led by Marqus Blakely, who posted a double-double with 24 points and 10 rebounds. Mike Trimboli added 16 points and Kyle Cieplicki had 13 points.

"It feels good to come out and get a double-figure win against a good team. We made it a priority to just go out there and jump out on them. We wanted to come out, defend, and get some early buckets in transition and we did a good job of that." - Sean Singletary

GAME #2 • NOVEMBER 14, 2007

HOWARD **53**
AT VIRGINIA **92**

HOWARD (0-2)		REB								
Player	MP	FG	FT	(0-1)	A	TO	BS	S	TP	
Hampton	31	2-7	2-4	1-3	4	8	1	0	6	
Myatt	25	6-10	0-0	0-5	2	2	0	1	13	
Cooper	20	0-1	2-2	0-1	3	0	0	0	2	
White	36	2-11	0-0	0-6	7	2	0	0	6	
Smith	33	7-11	0-0	0-3	0	1	0	2	16	
Mukole	15	2-6	0-0	0-1	0	2	0	0	5	
Timothy	27	2-4	0-0	1-1	0	1	0	1	5	
Thomas	6	0-0	0-0	0-0	0	2	0	0	0	
Kirkpatrick	7	0-1	0-0	1-3	0	1	0	0	0	
Team				0-0						
Totals	200	21-51	4-6	3-23	16	19	1	6	53	
		.412	.667							

VIRGINIA (2-0)		REB								
Player	MP	FG	FT	(0-1)	A	TO	BS	S	TP	
Diane	20	5-8	0-0	1-2	1	2	0	1	14	
Joseph	22	2-10	0-0	1-5	1	0	0	2	5	
Pettinella	21	2-3	1-2	5-5	0	1	1	0	5	
Jones	21	4-9	2-4	2-3	2	2	1	3	10	
Singletary	30	9-16	2-2	3-4	8	5	0	1	23	
Farrakhan	10	2-6	0-0	1-2	1	0	0	1	4	
Baker	17	4-8	0-0	2-8	5	0	0	0	11	
Mikalaukas	14	2-3	1-4	1-1	0	0	0	0	5	
Tucker	3	0-0	0-0	0-0	0	0	0	0	0	
Zeglinski	10	1-3	0-0	0-1	5	0	0	0	2	
Sherrill	2	1-1	0-0	0-0	0	0	0	0	2	
Burns	2	0-1	0-0	0-0	0	0	0	0	0	
Scott	14	3-4	0-1	2-6	1	0	0	2	7	
Harris	9	1-2	0-0	1-6	0	2	0	0	2	
Meynsse	5	1-1	0-0	1-1	0	0	0	0	2	
Team				1-4						
Totals	200	37-75	6-13	21-48	24	12	2	10	92	
		.493	.462							

3-Point Field Goals: (Howard)--(7-21/333) Hampton (0-1), Myatt (1-2), White (2-9), Smith (2-3), Mukole (1-3), Timothy (1-3). (UVa)--(12-29/414) Diane (4-7), Joseph (1-5), Jones (0-2), Singletary (3-6), Farrakhan (0-1), Baker (3-5), Zeglinski (0-2), Scott (1-1).

Howard	26	27	53
Virginia	41	51	92
Attendance --	11,162		

Sean Singletary had 23 points and eight assists to lead Virginia to a 92-53 win over Howard at John Paul Jones Arena in a game scheduled as part of the Philly Hoop Group Classic. Mamadi Diane had 14 points, Calvin Baker 11 points, and Jeff Jones 10 points for the Cavaliers, who improved to 2-0 on the young season.

In total, Virginia had 13 different players score in the game, the most since 14 different Cavaliers scored in a 93-47 win over Winthrop on Dec. 1, 1990.

The Cavaliers trailed by five (24-19) midway through the first half before ending the half on a 22-2 run. Virginia continued that momentum in the second half, outscoring the Bison 51-27.

Virginia outrebounded Howard by 25 in the game (48-23). The Cavaliers made a John Paul Jones Arena record 37 field goals, including 12 from three-point range. UVa shot 49.3 percent from the field and 41.4 percent from behind the arc. Howard shot 41.2 percent from the field and 33.3 percent from three-point-range. Howard had 19 turnovers, including 10 on steals by the Cavaliers.

Howard was led by Jeron Smith and Eugene Myatt, who had 16 and 13 points respectively.

"There is more time needed to experiment with different lineups and those kind of things. And that's what a day like today would be for. Although you can't be experimenting for too long because you've got some really difficult days ahead." - Dave Leitao

GAME #3 • NOVEMBER 17, 2007

VIRGINIA **75**
AT #17 ARIZONA **72**

VIRGINIA (3-0)		REB								
Player	MP	FG	FT	(0-1)	A	TO	BS	S	TP	
Diane	36	3-4	0-0	0-1	1	3	3	0	9	
Joseph	22	1-2	2-2	2-3	1	1	0	1	4	
Pettinella	17	0-1	0-2	1-4	0	0	0	1	0	
Jones	21	5-8	0-0	0-1	0	3	0	0	15	
Singletary	36	6-19	11-11	0-4	8	5	0	1	24	
Farrakhan	2	0-0	0-0	0-0	0	0	0	0	0	
Baker	20	2-3	0-0	0-0	4	2	0	0	5	
Mikalaukas	23	3-4	0-0	1-6	0	0	0	1	6	
Tucker	21	5-7	0-0	2-4	0	1	0	0	12	
Harris	2	0-1	0-0	0-0	0	1	0	0	0	
Team				1-4						
Totals	200	25-49	13-15	7-27	14	18	3	4	75	
		.510	.867							

ARIZONA (1-1)		REB								
Player	MP	FG	FT	(0-1)	A	TO	BS	S	TP	
Budinger	31	6-14	2-2	2-5	5	2	0	0	15	
Hill	29	5-7	4-4	4-5	0	2	0	0	14	
Bayless	37	7-15	3-5	1-4	4	4	0	1	21	
McClellan	39	4-8	0-0	0-3	4	4	2	2	9	
Dillon	37	1-3	2-2	1-3	3	2	0	2	5	
Wise	14	1-2	0-0	0-1	3	3	1	2	3	
Lucas-Perry	2	0-2	0-0	1-1	0	0	0	0	0	
Brielmaier	11	2-3	1-1	0-3	1	0	0	0	5	
Team				0-1						
Totals	200	26-54	12-14	9-26	20	17	3	7	72	
		.481	.857							

3-Point Field Goals: (UVa)--(12-21/571) Diane (3-3), Joseph (0-1), Jones (5-7), Singletary (1-6), Baker (1-1), Tucker (2-3). (Arizona)--(8-17/471) Budinger (1-2), Bayless (4-8), McClellan (1-1), Dillon (1-3), Wise (1-2), Lucas-Perry (0-1).

Virginia	42	33	75
Arizona	31	41	72
Attendance --	14,602		

Sean Singletary scored four consecutive points in the final 90 seconds to give Virginia the lead for good and finished with game-high totals of 24 points and eight assists to lead the Cavaliers to a 75-72 win at No. 17 Arizona. Jeff Jones was 5-7 from three-point range and finished with 15 points, and Jamil Tucker was 5-7 from the field and tied his career high with 12 points for UVa.

It was the first home loss in November for Arizona since 1978.

The Cavaliers led by two (33-31) with 3:15 remaining in the first half before scoring the last nine points of the half to lead by 11 (42-31) at halftime. Virginia shot 69.2 percent (9-13) from three-point range in the first half and made all five of its free throws.

Both teams made runs in the second half. Arizona scored 12 consecutive points to take a 52-48 lead with 13:25 left in the game. The Cavaliers scored nine consecutive points to lead 66-59 with 8:23 remaining to play, but the Wildcats came right back and scored eight straight points to retake the lead 67-66 with 5:12 left in the game. With the score tied at 69, Singletary made two free throws and then a jump shot to give UVa a 73-69 lead with 39 seconds to play. After a Jerryd Bayless three-point cut the Cavaliers' lead to one, Adrian Joseph made two free throws with 20 seconds remaining to provide Virginia with its final margin of victory.

For the game, the Cavaliers shot 51 percent from the field, including 57.1 percent from three-point range, and 86.7 percent from the free throw line. Arizona shot 48.1 percent from the field, including 47.1 percent from three-point range, and 85.7 percent from the free throw line.

Bayless scored 21 points to lead Arizona. Chase Budinger added 15 points and Jordan Hill 14.

"We got out early. We had a game plan and it worked. Both teams shot the ball extremely well in the first half, but we got the stops down the stretch. I'm really proud of how we stuck together." - Dave Leitao

GAME #19 - JANUARY 30, 2008

VIRGINIA 75
AT MARYLAND 85

VIRGINIA (11-8/1-5)		REB								
Player	MP	FG	FT	(0-1)	A	TO	BS	S	TP	
Diane	34	6-13	2-2	2-3	4	2	0	1	16	
Joseph	16	0-4	2-2	1-3	0	2	0	1	2	
Scott	24	3-6	0-0	4-12	1	2	0	0	6	
Baker	29	6-12	2-2	0-1	1	0	0	2	17	
Singletary	34	9-17	4-4	0-0	3	0	0	0	23	
Jones	3	0-0	0-0	0-1	1	1	0	0	0	
Farrakhan	12	0-1	1-2	1-4	0	0	0	0	1	
Tucker	3	0-2	0-0	0-0	0	0	0	0	0	
Pettinella	18	1-1	0-0	0-0	0	1	0	0	2	
Harris	11	1-3	1-2	0-0	1	2	0	0	3	
Tat	7	1-1	1-2	1-2	0	1	0	0	3	
Meyinsse	9	1-1	0-0	0-0	0	0	0	0	2	
Team				3-5						
Totals	200	28-61	13-16	12-31	11	11	0	4	75	
		.459	.813							

MARYLAND (13-8/3-3)		REB								
Player	MP	FG	FT	(0-1)	A	TO	BS	S	TP	
Milbourne	28	4-8	4-4	3-4	3	1	0	0	13	
Gist	40	5-9	7-10	0-9	2	2	2	1	17	
Osby	21	2-2	7-8	3-6	0	1	3	0	11	
Hayes	33	6-9	0-0	1-3	9	1	0	0	15	
Vasquez	39	8-19	5-6	0-3	3	1	0	1	25	
Walker	2	0-0	0-0	0-0	0	0	0	0	0	
Dupree	6	0-0	0-0	0-0	0	0	0	0	0	
Bowie	15	0-0	0-0	0-1	0	2	0	0	0	
Tucker	4	0-2	0-0	0-0	0	0	0	0	0	
Neal	12	2-3	0-0	1-3	1	1	0	0	4	
Team				0-1						
Totals	200	27-52	23-28	8-30	18	9	5	2	85	
		.519	.821							

3-Point Field Goals: (UVa)--(6-21/.286) Baker (3-5), Diane (2-6), Singletary (1-4), Farrakhan (0-1), Harris (0-1), Joseph (0-2), Tucker (0-2). (Md)--(8-24/.333) Vasquez (4-11), Hayes (3-5), Milbourne (1-5), Tucker (0-1), Gist (0-2).

Virginia 33 42 75
Maryland 43 42 85
Attendance -- 17,950

Virginia fell to 1-5 in ACC play after suffering an 85-75 loss to Maryland at the Comcast Center. It was the Cavaliers' sixth consecutive ACC road defeat, dating back to a win at Maryland the previous season.

The Cavaliers were led by Sean Singletary's 23 points, 17 of which came after halftime. Calvin Baker scored a UVa career-high 17 points and Mamadi Diane scored 16 points. Mike Scott added six points and a game-high 12 rebounds.

Maryland opened the game strong, taking a 13-2 lead just over two minutes into the game. Virginia didn't get closer than six points for the remainder of the half and the Terrapins took a 43-33 lead to intermission. Maryland extended its lead to as many as 17 points in the second half before a late Cavalier run got them to within five points on two occasions, the last time with 1:26 remaining to play. Maryland made seven of 10 free throws in the final two minutes to secure the victory.

The Cavaliers shot 45.9 percent from the floor and 81.3 percent from the line. Maryland shot 51.9 percent from the floor and 82.1 percent from the line.

Maryland had five players score in double figures, led by Greivis Vasquez's game-high 25 points. James Gist had 17 points and nine rebounds, while Eric Hayes had 15 points and nine assists. Landon Milbourne and Bambale Osby added 13 and 11 points respectively for the Terrapins.

"We got down early and we were fighting from behind. We didn't do our job in the beginning of the second half, so we were forced to make plays. That's not any way to live, especially on the road." - Dave Leitao

GAME #20 - FEBRUARY 2, 2008

VIRGINIA 65
AT VIRGINIA TECH 72 OT

VIRGINIA (11-9/1-6)		REB								
Player	MP	FG	FT	(0-1)	A	TO	BS	S	TP	
Joseph	42	3-9	0-0	1-8	3	0	1	1	8	
Scott	28	2-5	5-7	2-3	0	3	0	1	9	
Baker	29	0-2	0-0	1-2	4	3	0	1	0	
Diane	36	2-8	3-7	0-4	0	2	1	0	8	
Singletary	37	6-15	11-14	2-5	2	3	0	1	26	
Jones	14	0-2	0-1	0-1	0	2	0	1	0	
Farrakhan	5	0-2	0-0	0-0	0	0	0	0	0	
Tucker	17	4-7	0-0	1-5	0	1	0	0	10	
Pettinella	15	2-3	0-0	0-1	0	1	0	0	4	
Meyinsse	2	0-0	0-0	0-0	0	0	0	0	0	
Team				2-4						
Totals	225	19-53	19-29	9-33	9	15	2	5	65	
		.358	.655							

VIRGINIA TECH (14-8/5-3)		REB								
Player	MP	FG	FT	(0-1)	A	TO	BS	S	TP	
Allen	28	4-6	4-8	1-6	0	2	1	1	12	
Washington	43	3-14	9-14	2-12	3	1	0	1	15	
Vassallo	27	5-9	1-2	0-2	1	1	1	0	14	
Thorns	30	1-5	3-6	1-2	4	3	0	0	5	
Delaney	39	3-9	4-4	3-5	1	2	0	0	10	
Bell	5	0-0	0-0	0-0	0	1	0	0	0	
Hudson	10	0-2	0-0	0-0	0	0	0	0	0	
Witcher	15	3-6	4-4	4-4	0	0	0	1	10	
Thompson	27	3-5	0-0	2-7	0	1	2	1	6	
Diakite	1	0-0	0-0	1-1	0	1	0	0	0	
Team				2-4						
Totals	225	22-56	25-38	16-43	9	12	4	4	72	
		.393	.658							

3-Point Field Goals: (UVa)--(8-21/.381) Singletary (3-6), Tucker (2-3), Joseph (2-6), Diane (1-4), Baker (0-1), Farrakhan (0-1). (VT)--(3-14/.214) Vassallo (3-5), Washington (0-1), Hudson (0-1), Thorns (0-3), Delaney (0-4).

Virginia 26 28 11 65
Virginia Tech 25 29 18 72
Attendance -- 9,847

Virginia suffered its third overtime loss of the season, falling to Virginia Tech 72-65 at Cassell Coliseum. It marks just the second time in school history the Cavaliers have lost three overtime games in a season (1986-87).

Sean Singletary scored a game-high 26 points for Virginia, his ninth 20-point game of the season and the 36th of his career. Jamil Tucker added 10 points off the bench for the Cavaliers.

In the first half, Virginia used a 14-0 run to open a 23-11 lead. But the Hokies answered with a 12-0 run of their own to tie the game at 23-23. Virginia took a 26-25 lead into halftime. Virginia led by seven (48-41) with just under six minutes to play. Virginia Tech went on an 11-2 run to take a 52-50 lead with 1:35 remaining. After a Mamadi Diane basket tied the game at 52-52, Deron Washington gave the Hokies a 54-52 lead with 14 seconds to play. Singletary's two free throws drew the Cavaliers even with seven seconds remaining and the Hokies' J.T. Thompson missed a putback as time expired sending the game to overtime. In the extra session, the Hokies raced to an eight point lead with 1:41 left and led by as many as 10 points before completing the seven-point win.

The Cavaliers shot 35.8 percent from the floor and 65.5 percent from the line. Virginia Tech shot 39.3 percent from the floor and 65.8 percent from the line.

Washington had a double-double to lead the Hokies with 15 points and 12 rebounds. A.D. Vassallo scored 14 points, Jeff Allen had 12 points, and Malcolm Delaney and Lewis Witcher each added 10 points for Virginia Tech.

"In a team game, a guy with that kind of spirit, should be able to get that from everybody else. We're just not getting enough of it to make enough plays to help us win games." - Dave Leitao (on Sean Singletary)



CALVIN BAKER

#4

Sophomore • Guard • 6-2 • 186 • Newport News, Va. • Woodside H.S. • William & Mary

THIS SEASON:

- Is eligible to play this season after sitting out games in 2006-07 after transferring from William & Mary
- Has started the last seven games
- Averaging 10.4 points a game as a starter
- Has scored in double figures in 10 games this season
- Scored a UVa career high 17 points at Maryland
- Had 16 points vs. Georgia Tech
- Had 15 points (5-7 FG, 3-4 3FG) vs. Boston College
- Made first start of the season at Duke and scored 13 points
- Scored 12 points vs. Hartford
- Had a UVa high six assists vs. Elon, which tied his career high at W&M
- Had 16 points (6-6 FG, 4-4 3FG) vs. Northwestern
- Scored 11 points vs. Drexel, the third time in his first four games he had 11 points
- Had five points and four assists at Arizona
- Had 11 points and tied a career-high (including W&M) with eight rebounds vs. Howard
- Scored 11 points vs. Vermont in his Cavalier debut
- Had 10 points, four rebounds, and three assists in the exhibition vs. Carson-Newman

2007-08 GAME-BY GAME:

Opponent	GP-GS	FG-FGA	3FG-3FGA	FT-FTA	Off-Def	Total	A	TO	Blk	Stl	PF	Min	Pts
Vermont	1-0	4-6	1-1	2-4	0-1	1	0	0	0	1	2	14	11
Howard	2-0	4-8	3-5	0-0	2-6	8	5	0	0	0	0	17	11
at Arizona	3-0	2-3	1-1	0-0	0-0	0	4	2	0	0	2	20	5
Drexel	4-0	5-9	1-3	0-0	0-1	1	1	1	0	1	0	26	11
at Penn	5-0	2-5	1-3	1-2	0-1	1	5	2	0	0	1	20	6
vs. Seton Hall	6-0	4-12	1-6	0-0	1-2	3	1	3	0	0	4	27	9
Northwestern	7-0	6-6	4-4	0-0	0-2	2	1	1	0	0	3	16	16
Syracuse	8-0	3-10	2-7	0-0	0-1	1	1	2	0	2	3	31	8
Longwood	9-0	4-6	2-3	1-3	0-3	3	2	2	0	1	2	22	11
Hampton	10-0	2-4	2-4	0-0	0-4	4	2	3	0	0	2	30	6
Elon	11-0	2-7	1-3	2-2	2-1	3	6	1	0	0	2	24	7
Hartford	12-0	4-10	2-5	2-4	2-2	4	4	2	0	0	1	27	12
at Xavier	13-0	2-7	0-2	3-4	0-2	2	3	2	0	2	3	25	7
at Duke	14-1	6-14	0-1	1-1	1-3	4	2	2	0	1	1	29	13
Virginia Tech	15-2	2-8	1-4	0-1	0-0	0	3	2	0	2	0	33	5
Boston College	16-3	5-7	3-4	2-2	1-3	4	1	0	0	0	1	31	15
at Florida State	17-4	3-11	1-5	0-2	0-0	0	3	2	0	2	3	34	7
Georgia Tech	18-5	6-13	3-7	1-2	1-3	4	1	3	0	1	3	32	16
at Maryland	19-6	6-12	3-5	2-2	0-1	1	1	0	0	2	2	29	17
at Virginia Tech	20-7	0-2	0-1	0-0	1-1	2	4	3	0	1	4	29	0

SINGLE GAME BESTS (at Virginia)

POINTS

Season: 17 at Maryland (1/30/08)
 Career: 17 at Maryland (1/30/08)
 ACC: 17 at Maryland (1/30/08)

REBOUNDS

Season: 8 vs. Howard (11/14/07)
 Career: 8 vs. Howard (11/14/07)
 ACC: 4 on three occasions

FG MADE

Season: 6 on four occasions
 Career: 6 on four occasions
 ACC: 6 on three occasions

FG ATTEMPTS

Season: 14 at Duke (1/13/08)
 Career: 14 at Duke (1/13/08)
 ACC: 14 at Duke (1/13/08)

3 PT FG MADE

Season: 4 vs. Northwestern (11/27/07)
 Career: 4 vs. Northwestern (11/27/07)
 ACC: 3 on three occasions

3 PT FG ATTEMPTS

Season: 7 vs. Syracuse (12/5/07), vs. Ga Tech (1/27/08)
 Career: 7 vs. Syracuse (12/5/07), vs. Ga Tech (1/27/08)
 ACC: 7 vs. Georgia Tech (1/27/08)

FT MADE

Season: 3 at Xavier (1/3/08)
 Career: 3 at Xavier (1/3/08)
 ACC: 2 vs. BC (1/19/08), at Maryland (1/30/08)

FT ATTEMPTS

Season: 4 on three occasions
 Career: 4 on three occasions
 ACC: 2 on four occasions

ASSISTS

Season: 6 vs. Elon (12/22/07)
 Career: 6 vs. Elon (12/22/07)
 ACC: 4 at Virginia Tech (2/2/08)

TURNOVERS

Season: 3 on four occasions
 Career: 3 on four occasions
 ACC: 3 vs. GT (1/27/08), at VT (2/2/08)

BLOCKS

Season: --
 Career: --
 ACC: --

STEALS

Season: 2 on five occasions
 Career: 2 on five occasions
 ACC: 2 on three occasions

MINUTES

Season: 34 at Florida State (1/23/08)
 Career: 34 at Florida State (1/23/08)
 ACC: 34 at Florida State (1/23/08)

CAREER STATISTICS (at Virginia)

Year	G-GS	Min-Avg.	FG-FGA	Pct.	3FG-3FGA	Pct.	FT-FTA	Pct.	Off-Def.	Reb-Avg.	PF-DQ	Ast	TO	Blk	Stl	Pts-Avg
2006-07	Did not play after transferring															
ACC																
2007-08	20-7	516-25.8	72-160	.450	32-74	.432	17-29	.586	11-37	48-2.4	39-0	50	33	0	16	193-9.7
ACC	7-7	217-31.0	28-67	.418	11-27	.407	6-10	.600	4-11	15-2.1	14-0	15	12	0	9	73-10.4
CAREER	20-7	516-25.8	72-160	.450	32-74	.432	17-29	.586	11-37	48-2.4	39-0	50	33	0	16	193-9.7
ACC	7-7	217-31.0	28-67	.418	11-27	.407	6-10	.600	4-11	15-2.1	14-0	15	12	0	9	73-10.4



ANDY BURNS

#31

Sophomore • Forward • 6-8 • 212 • Alexandria, Va. • Bishop Ireton H.S.

THIS SEASON:

- Scored his first two points of the season vs. Northwestern
- Had his first career assist at Penn
- Had two rebounds in two minutes of playing time in the season opener vs. Vermont
- Had one rebound and one assist in four minutes of action in the exhibition vs. Carson-Newman

SINGLE GAME BESTS

POINTS

Season: 2 vs. Northwestern (11/27/07)
 Career: 4 vs. UMES (11/26/06)
 ACC: --

REBOUNDS

Season: 2 vs. Vermont (11/11/07)
 Career: 3 vs. UMES (11/26/06)
 ACC: 1 at Virginia Tech (2/10/07)

FG MADE

Season: 1 vs. Northwestern (11/27/07)
 Career: 1 on three occasions
 ACC: --

FG ATTEMPTS

Season: 1 on five occasions
 Career: 2 vs. UMES (11/26/06), vs. Longwood (2/13/07)
 ACC: --

3 PT FG MADE

Season: --
 Career: 1 vs. Longwood (2/13/07)
 ACC: --

3 PT FG ATTEMPTS

Season: 1 vs. Longwood (12/7/07)
 Career: 1 on three occasions
 ACC: --

FT MADE

Season: 1 at Xavier (1/3/08)
 Career: 2 vs. UMES (11/26/06)
 ACC: --

FT ATTEMPTS

Season: 2 at Xavier (1/3/08)
 Career: 4 vs. UMES (11/26/06)
 ACC: --

ASSISTS

Season: 1 at Penn (11/23/07), vs. Longwood (12/7/07)
 Career: 1 at Penn (11/23/07), vs. Longwood (12/7/07)
 ACC: --

TURNOVERS

Season: 1 at Penn (11/23/07), vs. Longwood (12/7/07)
 Career: 1 on three occasions
 ACC: --

BLOCKS

Season: --
 Career: 1 vs. Longwood (2/13/07)
 ACC: --

STEALS

Season: --
 Career: --
 ACC: --

MINUTES


Season: 4 vs. Northwestern (11/27/07), at Xavier (1/3/08)
 Career: 7 vs. UMES (11/26/06)
 ACC: 1 vs. Miami (2/3/07), at Virginia Tech (2/10/07)

2007-08 GAME-BY GAME:

Opponent	GP-GS	FG-FGA	3FG-3FGA	FT-FTA	Off-Def	Total	A	TO	Blk	Stl	PF	Min	Pts
Vermont	1-0	0-0	0-0	0-0	1-1	2	0	0	0	0	1	2	0
Howard	2-0	0-1	0-0	0-0	0-0	0	0	0	0	0	0	2	0
at Arizona	DNP												
Drexel	DNP												
at Penn	3-0	0-1	0-0	0-0	1-0	1	1	1	0	0	1	2	0
vs. Seton Hall	DNP												
Northwestern	4-0	1-1	0-0	0-0	0-0	0	0	0	0	0	1	4	2
Syracuse	DNP												
Longwood	5-0	0-1	0-1	0-0	0-0	0	1	1	0	0	0	3	0
Hampton	DNP												
Elon	6-0	0-1	0-0	0-0	0-0	0	0	0	0	0	0	2	0
Hartford	DNP												
at Xavier	7-0	0-0	0-0	1-2	0-1	1	0	0	0	0	0	4	1
at Duke	DNP												
Virginia Tech	DNP												
Boston College	DNP												
at Florida State	DNP												
Georgia Tech	DNP												
at Maryland	DNP												
at Virginia Tech	DNP												

CAREER STATISTICS

Year	G-GS	Min-Avg.	FG-FGA	Pct.	3FG-3FGA	Pct.	FT-FTA	Pct.	Off-Def.	Reb-Avg.	PF-DQ	Ast	TO	Blk	Stl	Pts-Avg
2006-07	13-0	20-1.5	2-4	.500	1-2	.500	2-8	.250	1-5	6-0.5	2-0	0	1	1	0	7-0.5
ACC	3-0	2-0.7	0-0	.000	0-0	.000	0-0	.000	0-1	1-0.3	0-0	0	0	0	0	0-0.0
2007-08	7-0	19-2.7	1-5	.200	0-1	.000	1-2	.500	2-2	4-0.6	3-0	2	2	0	0	3-0.4
ACC	0-0															
CAREER	20-0	39-2.0	3-9	.333	1-3	.333	3-10	.300	3-7	10-0.5	5-0	2	3	1	0	10-0.5
ACC	3-0	2-0.7	0-0	.000	0-0	.000	0-0	.000	0-1	1-0.3	0-0	0	0	0	0	0-0.0



MAMADI DIANE

#24

Junior • Guard/Forward • 6-5 • 201 • Potomac, Md. • DeMatha Catholic H.S.

THIS SEASON:

- Scored in double figures in 14 games this season
- Averaging 14.3 points and 5.7 rebounds a game in seven ACC games
- Had 16 points and tied a career-high with four assists at Maryland
- Had 16 points and eight rebounds in a career-high 42 minutes vs. Georgia Tech
- Scored 21 points at Florida State and 20 points vs. Boston College, the first time in his career he has scored at least 20 points in consecutive games
- Tied a season-high with nine rebounds vs. Virginia Tech (1/16)
- Had 11 points and six rebounds at Duke
- Had 20 points, a season-high nine rebounds, three steals, two assists, and two blocks vs. Hartford
- Scored a season-high 22 points, including a career-high six 3-point FG vs. Northwestern
- Had 12 points and eight rebounds vs. Seton Hall
- Had 13 points, four rebounds and two steals at Penn
- Had 11 points and two rebounds vs. Drexel
- Scored nine points (3-3 3FG) and tied a career high with three blocks at Arizona
- Scored 14 points (5-8 FG, 4-7 3FG) against Howard
- Had 10 points and a team-high eight rebounds in the season opener vs. Vermont

2007-08 GAME-BY GAME:

Opponent	GP-GS	FG-FGA	3FG-3FGA	FT-FTA	Off-Def	Total	A	TO	Blk	Stl	PF	Min	Pts
Vermont	1-1	4-7	1-3	1-3	1-7	8	1	4	0	0	2	29	10
Howard	2-2	5-8	4-7	0-0	1-1	2	1	2	0	1	2	20	14
at Arizona	3-3	3-4	3-3	0-0	0-1	1	1	3	3	0	2	36	9
Drexel	4-4	3-7	2-4	3-4	2-0	2	0	3	0	0	3	28	11
at Penn	5-5	5-10	1-3	2-2	1-3	4	1	0	1	2	4	25	13
vs. Seton Hall	6-6	4-7	2-4	2-3	4-4	8	2	1	2	0	2	33	12
Northwestern	7-7	6-11	6-9	4-4	1-6	7	3	3	1	0	2	29	22
Syracuse	8-8	4-7	2-4	0-0	0-2	2	0	0	1	1	3	33	10
Longwood	9-9	4-11	2-5	1-2	1-3	4	1	0	1	0	1	18	11
Hampton	10-10	0-5	0-2	0-0	0-1	1	3	1	0	0	1	18	0
Elon	11-11	4-8	0-3	1-2	0-0	0	1	1	0	2	1	30	9
Hartford	12-12	6-8	4-5	4-6	1-8	9	2	3	2	3	3	34	20
at Xavier	13-13	2-8	1-3	2-3	1-1	2	1	0	0	0	1	17	7
at Duke	14-14	3-12	1-5	4-5	3-3	6	1	0	0	0	2	32	11
Virginia Tech	15-15	3-10	0-2	2-5	2-7	9	2	3	0	0	4	38	8
Boston College	16-16	6-14	4-10	4-5	1-4	5	2	3	0	1	4	34	20
at Florida State	17-17	6-12	5-9	4-4	2-3	5	0	1	0	1	2	37	21
Georgia Tech	18-18	5-17	3-9	3-5	7-1	8	0	1	1	0	2	42	16
at Maryland	19-19	6-13	2-6	2-2	2-1	3	4	2	0	1	2	34	16
at Virginia Tech	20-20	2-8	1-4	3-7	0-4	4	0	2	1	0	3	36	8

SINGLE GAME BESTS

POINTS

Season: 22 vs. Northwestern (11/27/07)
 Career: 26 vs. Maryland (1/16/07)
 ACC: 26 vs. Maryland (1/16/07)

REBOUNDS

Season: 9 vs. Hartford (12/30/07), vs. Va Tech (1/16/08)
 Career: 11 vs. Hampton (12/16/06)
 ACC: 10 vs. Wake Forest (2/4/06)

FG MADE

Season: 6 on five occasions
 Career: 9 vs. Maryland (1/16/07)
 ACC: 9 vs. Maryland (1/16/07)

FG ATTEMPTS

Season: 17 vs. Georgia Tech (1/27/08)
 Career: 17 vs. Georgia Tech (1/27/08)
 ACC: 17 vs. Georgia Tech (1/27/08)

3 PT FG MADE

Season: 6 vs. Northwestern (11/27/07)
 Career: 6 vs. Northwestern (11/27/07)
 ACC: 5 at Florida State (1/23/08)

3 PT FG ATTEMPTS

Season: 10 vs. Boston College (1/19/08)
 Career: 10 vs. Boston College (1/19/08)
 ACC: 10 vs. Boston College (1/19/08)

FT MADE

Season: 4 on five occasions
 Career: 7 vs. Loyola (12/23/05), vs. UMES (11/26/06)
 ACC: 6 vs. Maryland (1/16/07)

FT ATTEMPTS

Season: 7 at Virginia Tech (2/2/08)
 Career: 8 vs. Loyola (12/23/05)
 ACC: 7 vs. Md (1/16/07), at VT (2/2/08)

ASSISTS

Season: 4 at Maryland (1/30/08)
 Career: 4 vs. Loyola (12/23/05), at Md (1/30/08)
 ACC: 4 at Maryland (1/30/08)

TURNOVERS

Season: 4 vs. Vermont (11/11/07)
 Career: 5 vs. Morgan State (11/19/06)
 ACC: 4 vs. Virginia Tech (3/1/07)

BLOCKS

Season: 3 at Arizona (11/17/07)
 Career: 3 vs. Liberty (11/18/05), at Arizona (11/17/07)
 ACC: 2 on 4 occasions

STEALS


Season: 3 vs. Hartford (12/30/07)
 Career: 4 vs. Maryland (1/16/07)
 ACC: 4 vs. Maryland (1/16/07)

MINUTES

Season: 42 vs. Georgia Tech (1/27/08)
 Career: 42 vs. Georgia Tech (1/27/08)
 ACC: 42 vs. Georgia Tech (1/27/08)

CAREER STATISTICS

Year	G-GS	Min-Avg.	FG-FGA	Pct.	3FG-3FGA	Pct.	FT-FTA	Pct.	Off-Def.	Reb-Avg.	PF-DQ	Ast	TO	Blk	Stl	Pts-Avg
2005-06	30-11	668-22.3	65-193	.337	16-66	.242	35-43	.814	33-79	112-3.7	42-0	32	36	11	22	181-6.0
ACC	16-1	321-20.1	31-94	.330	7-36	.194	12-15	.800	20-39	59-3.7	22-0	17	17	3	10	81-5.1
2006-07	32-32	883-27.6	111-251	.442	42-120	.350	43-57	.754	34-78	112-3.5	61-3	38	42	13	26	307-9.6
ACC	16-16	446-27.9	49-132	.371	18-64	.281	18-27	.667	17-37	54-3.4	32-2	18	21	8	15	134-8.4
2007-08	20-20	603-30.2	81-187	.433	44-100	.440	42-62	.677	30-60	90-4.5	46-0	26	33	13	12	248-12.4
ACC	7-7	253-36.1	31-86	.360	16-45	.356	22-33	.667	17-23	40-5.7	19-0	9	12	2	3	100-14.3
CAREER	82-63	2154-26.3	257-631	.407	102-286	.357	120-162	.741	97-217	314-3.8	149-3	96	111	37	60	736-9.0
ACC	39-24	1020-26.2	111-312	.356	41-145	.283	52-75	.693	54-99	153-3.9	73-2	44	50	13	28	315-8.1



MUSTAPHA FARRAKHAN

#2

Freshman • Guard • 6-4 • 175 • Harvey, Ill. • Thornton Township H.S.

THIS SEASON:

- Had a career-high four rebounds at Maryland, playing a career-high 12 minutes
- Has played a total of 23 minutes off the bench in the last three games
- Scored three points vs. Georgia Tech
- Had three points at Xavier
- Scored two points vs. Elon
- Had two points and an assist vs. Hampton
- Scored his first career points (4) in 10 minutes of action vs. Howard
- Made his Cavalier debut vs. Vermont, playing four minutes
- Had 13 points and five rebounds in the exhibition game against Carson-Newman

SINGLE GAME BESTS

POINTS

Season: 4 vs. Howard (11/14/07)
 Career: 4 vs. Howard (11/14/07)
 ACC: 3 vs. Georgia Tech (1/27/08)

REBOUNDS

Season: 4 at Maryland (1/30/08)
 Career: 4 at Maryland (1/30/08)
 ACC: 4 at Maryland (1/30/08)

FG MADE

Season: 2 vs. Howard (11/14/07)
 Career: 2 vs. Howard (11/14/07)
 ACC: 1 vs. Georgia Tech (1/27/08)

FG ATTEMPTS

Season: 6 vs. Howard (11/14/07)
 Career: 6 vs. Howard (11/14/07)
 ACC: 5 vs. Georgia Tech (1/27/08)

3 PT FG MADE

Season: 1 at Xavier (1/3/08), vs. Ga Tech (1/27/08)
 Career: 1 at Xavier (1/3/08), vs. Ga Tech (1/27/08)
 ACC: 1 vs. Georgia Tech (1/27/08)

3 PT FG ATTEMPTS

Season: 3 vs. Georgia Tech (1/27/08)
 Career: 3 vs. Georgia Tech (1/27/08)
 ACC: 3 vs. Georgia Tech (1/27/08)

FT MADE

Season: 1 at Maryland (1/30/08)
 Career: 1 at Maryland (1/30/08)
 ACC: 1 at Maryland (1/30/08)

FT ATTEMPTS

Season: 2 vs. Hartford (12/30/07), at Md (1/30/08)
 Career: 2 vs. Hartford (12/30/07), at Md (1/30/08)
 ACC: 2 at Maryland (1/30/08)

ASSISTS

Season: 1 on four occasions
 Career: 1 on four occasions
 ACC: 1 vs. Georgia Tech (1/27/08)

TURNOVERS

Season: 3 at Penn (11/23/07)
 Career: 3 at Penn (11/23/07)
 ACC: 1 at Duke (1/13/08)

BLOCKS

Season: --
 Career: --
 ACC: --

STEALS

Season: 1 vs. Howard (11/14/07), at Xavier (1/3/08)
 Career: 1 vs. Howard (11/14/07), at Xavier (1/3/08)
 ACC: --

MINUTES


Season: 12 at Maryland (1/30/08)
 Career: 12 at Maryland (1/30/08)
 ACC: 12 at Maryland (1/30/08)

2007-08 GAME-BY-GAME:

Opponent	GP-GS	FG-FGA	3FG-3FGA	FT-FTA	Off-Def	Total	A	TO	Blk	Stl	PF	Min	Pts
Vermont	1-0	0-2	0-0	0-0	0-0	0	0	0	0	0	1	4	0
Howard	2-0	2-6	0-1	0-0	1-1	2	1	0	0	1	2	10	4
at Arizona	3-0	0-0	0-0	0-0	0-0	0	0	0	0	0	0	2	0
Drexel	4-0	0-1	0-0	0-0	0-2	2	0	0	0	0	0	3	0
at Penn	5-0	0-2	0-2	0-0	0-2	2	0	3	0	0	0	10	0
vs. Seton Hall	DNP												
Northwestern	6-0	1-3	0-2	0-0	0-1	1	0	1	0	0	0	8	2
Syracuse	DNP												
Longwood	7-0	0-0	0-0	0-0	0-0	0	0	0	0	0	0	2	0
Hampton	8-0	1-3	0-1	0-0	0-0	0	1	0	0	0	0	5	2
Elon	9-0	1-2	0-1	0-0	0-0	0	0	2	0	0	0	7	2
Hartford	10-0	0-0	0-0	0-2	0-1	1	1	2	0	0	1	3	0
at Xavier	11-0	1-5	1-2	0-0	1-0	1	0	0	0	1	0	10	3
at Duke	12-0	0-0	0-0	0-1	0-0	0	0	1	0	0	0	4	0
Virginia Tech	DNP												
Boston College	DNP												
at Florida State	DNP												
Georgia Tech	13-0	1-5	1-3	0-0	0-1	1	1	0	0	0	0	6	3
at Maryland	14-0	0-1	0-1	1-2	1-3	4	0	0	0	0	1	12	1
at Virginia Tech	15-0	0-2	0-1	0-0	0-0	0	0	0	0	0	1	5	0

CAREER STATISTICS

Year	G-GS	Min-Avg.	FG-FGA	Pct.	3FG-3FGA	Pct.	FT-FTA	Pct.	Off-Def.	Reb-Avg.	PF-DQ	Ast	TO	Blk	Stl	Pts-Avg
2007-08	15-0	91-6.1	7-32	.219	2-14	.143	1-5	.200	3-11	14-0.9	6-0	4	9	0	2	17-1.1
ACC	4-0	27-6.8	1-8	.125	1-5	.200	1-3	.333	1-4	5-1.3	2-0	1	1	0	0	4-1.0
CAREER	15-0	91-6.1	7-32	.219	2-14	.143	1-5	.200	3-11	14-0.9	6-0	4	9	0	2	17-1.1
ACC	4-0	27-6.8	1-8	.125	1-5	.200	1-3	.333	1-4	5-1.3	2-0	1	1	0	0	4-1.0



WILL HARRIS

#43

Sophomore • Forward/Guard • 6-6 • 245 • Corona, N.Y. • Brewster Academy

THIS SEASON:

- Had six points and four rebounds at Xavier
- Made a career-high two 3-point field goals and tied a season-high with seven points vs. Elon
- Had four points and tied his career-high with eight rebounds vs. Longwood
- Scored seven points (3-3 FG) vs. Syracuse
- Had four rebounds vs. Northwestern
- Had six points (3-6 FG) along with three rebounds at Penn
- Scored two points and had six rebounds vs. Howard
- Played two minutes in the season opener vs. Vermont

SINGLE GAME BESTS

POINTS

Season: 7 vs. Syracuse (12/5/07), vs. Elon (12/22/07)
 Career: 16 vs. Morgan State (11/19/06)
 ACC: 14 vs. NC State (12/3/06)

REBOUNDS

Season: 8 vs. Longwood (12/7/07)
 Career: 8 on three occasions
 ACC: 6 vs. NC State (12/3/06)

FG MADE

Season: 3 at Penn (11/23/07), vs. Syracuse (12/5/07)
 Career: 7 vs. Morgan State (11/19/06)
 ACC: 5 vs. NC State (12/3/06)

FG ATTEMPTS

Season: 6 at Penn (11/23/07)
 Career: 12 vs. Morgan State (11/19/06)
 ACC: 6 on 4 occasions

3 PT FG MADE

Season: 2 vs. Elon (12/22/07)
 Career: 2 vs. Elon (12/22/07)
 ACC: 1 on 6 occasions

3 PT FG ATTEMPTS

Season: 3 vs. Elon (12/22/07)
 Career: 3 vs. UMES (11/26/06), vs. Elon (12/22/07)
 ACC: 2 vs. NC State (12/3/06), vs. Miami (2/3/07)

FT MADE

Season: 2 on three occasions
 Career: 3 vs. Arizona (11/12/06), vs. NC State (12/3/06)
 ACC: 3 vs. NC State (12/3/06)

FT ATTEMPTS

Season: 3 vs. Longwood (12/7/07)
 Career: 4 on 3 occasions
 ACC: 4 vs. NC State (12/3/06), at Va. Tech (2/10/07)

ASSISTS

Season: 1 on three occasions
 Career: 4 vs. Gonzaga (1/3/07)
 ACC: 1 on three occasions

TURNOVERS

Season: 2 on four occasions
 Career: 5 vs. Morgan State (11/19/06)
 ACC: 3 vs. Maryland (1/16/07)

BLOCKS

Season: --
 Career: 2 vs. Longwood (2/13/07)
 ACC: 1 vs. Georgia Tech (2/24/07)

STEALS

Season: 1 on 3 occasions
 Career: 1 on 9 occasions
 ACC: 1 on 5 occasions

MINUTES


Season: 20 vs. Longwood (12/7/07)
 Career: 26 vs. Puerto Rico-Mayaguez (12/21/06)
 ACC: 22 at Virginia Tech (2/10/07)

2007-08 GAME-BY-GAME:

Opponent	GP-GS	FG-FGA	3FG-3FGA	FT-FTA	Off-Def	Total	A	TO	Blk	Stl	PF	Min	Pts
Vermont	1-0	0-1	0-0	0-0	0-0	0	0	0	0	0	0	2	0
Howard	2-0	1-2	0-0	0-0	1-5	6	0	2	0	0	1	9	2
at Arizona	3-0	0-1	0-0	0-0	0-0	0	0	1	0	0	1	2	0
Drexel	DNP												
at Penn	4-0	3-6	0-1	0-1	1-2	3	1	0	0	1	0	13	6
vs. Seton Hall	5-0	0-1	0-0	2-2	0-1	1	0	0	0	0	0	3	2
Northwestern	6-0	0-3	0-1	0-0	2-2	4	0	1	0	1	1	17	0
Syracuse	7-0	3-3	1-1	0-0	1-1	2	0	1	0	0	1	9	7
Longwood	8-0	1-3	0-0	2-3	5-3	8	0	2	0	1	0	20	4
Hampton	9-0	0-2	0-0	2-2	2-1	3	1	2	0	0	2	9	2
Elon	10-0	2-3	2-3	1-2	0-5	5	0	0	0	0	1	11	7
Hartford	11-0	1-2	0-1	0-1	0-1	1	0	0	0	0	1	10	2
at Xavier	12-0	2-5	1-1	1-2	2-2	4	0	1	0	0	2	16	6
at Duke	13-0	0-0	0-0	0-0	0-0	0	0	0	0	0	1	1	0
Virginia Tech	DNP												
Boston College	DNP												
at Florida State	14-0	0-0	0-0	0-0	0-1	1	0	0	0	0	0	2	0
Georgia Tech	DNP												
at Maryland	15-0	1-3	0-1	1-2	0-0	0	1	2	0	0	1	11	3
at Virginia Tech	DNP												

CAREER STATISTICS

Year	G-GS	Min-Avg.	FG-FGA	Pct.	3FG-3FGA	Pct.	FT-FTA	Pct.	Off-Def.	Reb-Avg.	PF-DQ	Ast	TO	Blk	Stl	Pts-Avg
2006-07	32-3	444-13.9	45-121	.372	9-36	.250	16-24	.667	39-64	103-3.2	48-0	13	31	9	6	115-3.6
ACC	16-0	189-11.8	22-53	.415	5-15	.333	8-13	.615	15-28	43-2.7	25-0	2	16	1	5	57-3.6
2007-08	15-0	135-9.0	14-35	.400	4-9	.444	9-15	.600	14-24	38-2.5	12-0	3	12	0	3	41-2.7
ACC	3-0	14-4.7	1-3	.333	0-1	.000	1-2	.500	0-1	1-0.3	2-0	1	2	0	0	3-1.0
CAREER	47-3	579-12.3	59-156	.378	13-45	.289	25-39	.641	53-88	141-3.0	60-0	16	43	9	9	156-3.3
ACC	19-0	203-10.7	23-56	.411	5-16	.313	9-15	.600	15-29	44-2.3	27-0	3	18	1	5	60-3.2



JEFF JONES

#1

Freshman • Guard • 6-4 • 193 • Chester, Pa. • Monsignor Bonner H.S.

THIS SEASON:

- Started the first 13 games this season
- Had eight points vs. Hartford
- Scored 10 points and had four rebounds vs. Elon
- Had eight points, five rebounds, and two assists vs. Northwestern
- Scored a career-high 15 points (5-7 3FG) at Arizona
- Had first career double-figure scoring game with 10 points vs. Howard
- Started the season opener vs. Vermont, his collegiate debut, and had eight points and six rebounds
- Had 12 points and six rebounds in a start in the exhibition against Carson-Newman

SINGLE GAME BESTS

POINTS

Season: 15 at Arizona (11/17/07)
 Career: 15 at Arizona (11/17/07)
 ACC: 2 vs. VT (1/16/08), 2 vs. BC (1/19/08)

REBOUNDS

Season: 6 vs. Vermont (11/11/07)
 Career: 6 vs. Vermont (11/11/07)
 ACC: 1 on five occasions

FG MADE

Season: 5 at Arizona (11/17/07)
 Career: 5 at Arizona (11/17/07)
 ACC: 1 vs. Boston College (1/19/08)

FG ATTEMPTS

Season: 9 vs. Howard (11/14/07)
 Career: 9 vs. Howard (11/14/07)
 ACC: 4 vs. Boston College (1/19/08)

3 PT FG MADE

Season: 5 at Arizona (11/17/07)
 Career: 5 at Arizona (11/17/07)
 ACC: --

3 PT FG ATTEMPTS

Season: 7 at Arizona (11/17/07)
 Career: 7 at Arizona (11/17/07)
 ACC: 2 at Florida State (1/23/08)

FT MADE

Season: 4 vs. N'western (11/27/07), vs. Hartford (12/30/07)
 Career: 4 vs. N'western (11/27/07), vs. Hartford (12/30/07)
 ACC: 2 vs. Virginia Tech (1/16/08)

FT ATTEMPTS

Season: 5 vs. N'western (11/27/07), vs. Hartford (12/30/07)
 Career: 5 vs. N'western (11/27/07), vs. Hartford (12/30/07)
 ACC: 2 vs. Virginia Tech (1/16/08)

ASSISTS

Season: 2 on three occasions
 Career: 2 on three occasions
 ACC: 1 vs. GT (1/27/08), at Md (1/30/08)

TURNOVERS

Season: 4 vs. Longwood (12/7/07)
 Career: 4 vs. Longwood (12/7/07)
 ACC: 3 at Duke (1/13/08)

BLOCKS

Season: 1 on three occasions
 Career: 1 on three occasions
 ACC: --

STEALS

Season: 3 vs. Howard (11/14/07)
 Career: 3 vs. Howard (11/14/07)
 ACC: 1 at FSU (1/23/08), at VT (2/2/08)

MINUTES


Season: 23 vs. Vermont (11/11/07), vs. Hartford (12/30/07)
 Career: 23 vs. Vermont (11/11/07), vs. Hartford (12/30/07)
 ACC: 14 at Virginia Tech (2/2/08)

2007-08 GAME-BY GAME:

Opponent	GP-GS	FG-FGA	3FG-3FGA	FT-FTA	Off-Def	Total	A	TO	Blk	Stl	PF	Min	Pts
Vermont	1-1	3-4	0-0	2-3	1-5	6	1	0	1	0	0	23	8
Howard	2-2	4-9	0-2	2-4	2-1	3	2	2	1	3	1	21	10
at Arizona	3-3	5-8	5-7	0-0	0-1	1	0	3	0	0	3	21	15
Drexel	4-4	1-3	0-0	0-0	0-2	2	0	2	1	0	0	9	2
at Penn	5-5	0-1	0-1	2-4	0-0	0	1	1	0	0	4	9	2
vs. Seton Hall	6-6	2-7	0-1	0-0	1-1	2	0	2	0	0	2	18	4
Northwestern	7-7	2-8	0-2	4-5	0-5	5	2	0	0	0	2	21	8
Syracuse	8-8	2-4	0-1	0-0	1-0	1	1	2	0	1	2	12	4
Longwood	9-9	0-5	0-2	0-0	0-3	3	0	4	0	1	3	18	0
Hampton	10-10	2-7	0-2	2-2	1-1	2	2	1	0	0	1	14	6
Elon	11-11	4-8	0-2	2-2	0-4	4	0	1	0	0	0	22	10
Hartford	12-12	2-3	0-0	4-5	0-1	1	0	2	0	0	1	23	8
at Xavier	13-13	1-1	0-0	0-0	0-1	1	0	1	0	0	1	6	2
at Duke	14-13	0-0	0-0	0-0	0-1	1	0	3	0	0	0	4	0
Virginia Tech	15-13	0-2	0-0	2-2	1-0	1	0	0	0	0	0	11	2
Boston College	16-13	1-4	0-1	0-0	1-0	1	0	1	0	0	0	12	2
at Florida State	17-13	0-3	0-2	0-0	0-0	0	0	1	0	1	4	10	0
Georgia Tech	18-13	0-0	0-0	0-0	0-0	0	1	1	0	0	3	4	0
at Maryland	19-13	0-0	0-0	0-0	0-1	1	1	1	0	0	0	3	0
at Virginia Tech	20-13	0-2	0-0	0-1	0-1	1	0	2	0	1	3	14	0

CAREER STATISTICS

Year	G-GS	Min-Avg.	FG-FGA	Pct.	3FG-3FGA	Pct.	FT-FTA	Pct.	Off-Def.	Reb-Avg.	PF-DQ	Ast	TO	Blk	Stl	Pts-Avg
2007-08	20-13	275-13.8	29-79	.367	5-23	.217	20-28	.714	8-28	36-1.8	30-0	11	30	3	7	83-4.2
ACC	7-0	58-8.3	1-11	.091	0-3	.000	2-3	.667	2-3	5-0.7	10-0	2	9	0	2	4-0.6
CAREER	20-13	275-13.8	29-79	.367	5-23	.217	20-28	.714	8-28	36-1.8	30-0	11	30	3	7	83-4.2
ACC	7-0	58-8.3	1-11	.091	0-3	.000	2-3	.667	2-3	5-0.7	10-0	2	9	0	2	4-0.6



ADRIAN JOSEPH

#30

Senior • Forward • 6-7 • 201 • San Fernando, Trinidad • Brewster Academy

THIS SEASON:

- Co-captain for the 2007-08 season
- Has had five double-doubles in points and rebounds this season
- Has had double figure rebounds in six games this season
- Had 13 points, nine rebounds, and tied a career-high with three assists vs. Georgia Tech
- Had 17 points and eight rebounds at Florida State
- Scored 17 points, all in the second half, vs. Boston College
- Had a double-double (15 pts, 12 rebs.) and tied a career-high with two blocks vs. Hartford
- Scored 16 points, all in the second half, against Elon
- Scored a team-high 19 points vs. Hampton on 7-11 FG (4-7 3FG)
- Had a double-double (13 points, 10 rebounds) vs. Longwood
- Had a double-double (19 points, 13 rebounds) vs. Syracuse
- Grabbed a career-high 16 rebounds vs. Seton Hall
- Had 23 points (one shy of his career high) and 11 rebounds at Penn to post his second consecutive double-double
- Posted his first career double-double with 11 points and 11 rebounds vs. Drexel
- Scored four points at Arizona, including two free throws in the final minute
- Had 19 points against Vermont in the season opener, tying career highs with five 3-point field goals and three assists

2007-08 GAME-BY GAME:

Opponent	GP-GS	FG-FGA	3FG-3FGA	FT-FTA	Off-Def	Total	A	TO	Blk	Stl	PF	Min	Pts
Vermont	1-1	7-11	5-8	0-0	0-6	6	3	1	1	0	2	31	19
Howard	2-2	2-10	1-5	0-0	1-4	5	1	0	0	2	0	22	5
at Arizona	3-3	1-2	0-1	2-2	2-1	3	1	1	0	1	2	22	4
Drexel	4-4	4-9	1-4	2-2	2-9	11	1	0	0	0	2	30	11
at Penn	5-5	7-14	5-7	4-5	5-6	11	0	2	1	1	2	24	23
vs. Seton Hall	6-6	2-7	2-5	0-0	5-11	16	1	5	1	0	1	28	6
Northwestern	7-7	3-9	2-5	0-0	1-4	5	0	0	1	3	1	18	8
Syracuse	8-8	8-18	3-10	0-0	4-9	13	2	5	0	0	2	38	19
Longwood	9-9	4-11	3-8	2-3	2-8	10	1	3	1	0	1	28	13
Hampton	10-10	7-11	4-7	1-3	0-3	3	1	4	0	2	3	31	19
Elon	11-11	6-12	1-6	3-4	1-1	2	2	0	0	2	1	23	16
Hartford	12-12	5-12	3-7	2-2	3-9	12	0	1	2	1	1	30	15
at Xavier	13-13	2-7	2-6	0-0	2-1	3	2	1	0	0	0	18	6
at Duke	14-14	1-4	0-1	1-1	3-6	9	1	0	0	0	0	30	3
Virginia Tech	15-15	4-13	3-11	0-0	1-7	8	0	1	0	1	1	39	11
Boston College	16-16	6-12	1-3	4-4	3-2	5	0	1	0	1	2	27	17
at Florida State	17-17	7-12	3-7	0-0	4-4	8	1	2	0	0	0	37	17
Georgia Tech	18-18	5-11	2-6	1-2	1-8	9	3	1	0	0	1	33	13
at Maryland	19-19	0-4	0-2	2-2	1-2	3	0	2	0	1	1	16	2
at Virginia Tech	20-20	3-9	2-6	0-0	1-7	8	3	0	1	1	3	42	8

SINGLE GAME BESTS

POINTS

Season: 23 at Penn (11/23/07)
 Career: 24 vs. Loyola (12/23/05)
 ACC: 19 vs. Wake Forest (1/2/05)

REBOUNDS

Season: 16 vs. Seton Hall (11/24/07)
 Career: 16 vs. Seton Hall (11/24/07)
 ACC: 9 at Duke (1/13/08), vs. Ga Tech (1/27/08)

FG MADE

Season: 8 vs. Syracuse (12/5/07)
 Career: 9 vs. Loyola (12/23/05)
 ACC: 7 vs. Wake (1/2/05), at FSU (1/23/08)

FG ATTEMPTS

Season: 18 vs. Syracuse (12/5/07)
 Career: 18 vs. Syracuse (12/5/07)
 ACC: 13 vs. Virginia Tech (1/16/08)

3 PT FG MADE

Season: 5 vs. Vermont (11/11/07), at Penn (11/23/07)
 Career: 5 on four occasions
 ACC: 5 vs. Florida State (2/17/07)

3 PT FG ATTEMPTS

Season: 11 vs. Virginia Tech (1/16/08)
 Career: 11 vs. Virginia Tech (1/16/08)
 ACC: 11 vs. Virginia Tech (1/16/08)

FT MADE

Season: 4 at Penn (11/23/07), vs. BC (1/19/08)
 Career: 4 on four occasions
 ACC: 4 vs. Clemson (1/7/06), vs. BC (1/19/08)

FT ATTEMPTS

Season: 5 at Penn (11/23/07)
 Career: 5 at Penn (11/23/07)
 ACC: 4 on three occasions

ASSISTS

Season: 3 on three occasions
 Career: 3 on seven occasions
 ACC: 3 on four occasions

TURNOVERS

Season: 5 vs. Seton Hall (11/24/07), vs. Syracuse (12/5/07)
 Career: 5 on three occasions
 ACC: 3 vs. Virginia Tech (2/11/06)

BLOCKS

Season: 2 vs. Hartford (12/30/07)
 Career: 2 on six occasions
 ACC: 2 at NC State (2/1/06)

STEALS


Season: 3 vs. Northwestern (11/27/07)
 Career: 3 on three occasions
 ACC: 3 vs. Duke (1/16/05)

MINUTES

Season: 42 at Virginia Tech (2/2/08)
 Career: 42 at Virginia Tech (2/2/08)
 ACC: 42 at Virginia Tech (2/2/08)

CAREER STATISTICS

Year	G-GS	Min-Avg.	FG-FGA	Pct.	3FG-3FGA	Pct.	FT-FTA	Pct.	Off-Def.	Reb-Avg.	PF-DQ	Ast	TO	Blk	Stl	Pts-Avg
2004-05	23-6	322-14.0	37-93	.398	14-41	.341	9-13	.692	9-18	27-1.2	21-0	8	12	3	10	97-4.2
ACC	11-5	195-17.7	21-53	.396	12-26	.462	7-7	1.000	7-10	17-1.5	14-0	6	5	1	6	61-5.5
2005-06	30-19	857-28.6	103-256	.402	46-136	.338	31-42	.738	32-102	134-4.5	46-1	16	45	19	11	283-9.4
ACC	16-14	465-29.1	53-132	.402	25-74	.338	15-18	.833	14-60	74-4.6	21-0	9	20	7	5	146-9.1
2006-07	31-3	686-22.1	88-199	.442	42-121	.347	6-8	.750	33-76	109-3.5	39-0	29	26	7	11	224-7.2
ACC	16-0	308-19.3	37-92	.402	21-62	.339	0-0	.000	12-34	46-2.9	20-0	11	11	5	2	95-5.9
2007-08	20-20	567-28.4	84-198	.424	43-115	.374	24-30	.800	42-108	150-7.5	26-0	23	30	8	16	235-11.8
ACC	7-7	224-32.0	26-65	.400	11-36	.306	8-9	.889	14-36	50-7.1	8-0	8	7	1	4	71-10.1
CAREER	104-48	2432-23.4	312-746	.418	145-413	.351	70-93	.753	116-304	420-4.0	132-1	76	113	37	48	839-8.1
ACC	50-26	1192-23.8	137-342	.401	69-198	.348	30-34	.882	47-140	187-3.7	63-0	34	43	14	17	373-7.5



JEROME MEYINSSE

#55

Sophomore • Forward/Center • 6-8 • 245 • Baton Rouge, La. • McKinley H.S.

THIS SEASON:

- Has played off the bench in the last 12 games
- Had four points (ACC career high) and three rebounds at Florida State
- Had two points and three rebounds vs. Boston College
- Had three points, seven rebounds, and his first block of the season vs. Hartford
- Had a career-high 12 points with 5-5 FG shooting vs. Elon
- Scored nine points and grabbed a career-high nine rebounds vs. Hampton
- Had three rebounds vs. Longwood
- Scored two points vs. Howard and Northwestern
- Had four points and two rebounds in the season opener vs. Vermont
- Had seven points and seven rebounds in 14 minutes of action in the exhibition against Carson-Newman

SINGLE GAME BESTS

POINTS

Season: 12 vs. Elon (12/22/07)
 Career: 12 vs. Elon (12/22/07)
 ACC: 4 at Florida State (1/23/08)

REBOUNDS

Season: 9 vs. Hampton (12/19/07)
 Career: 9 vs. Hampton (12/19/07)
 ACC: 3 vs. BC (1/19/08), at FSU (1/23/08)

FG MADE

Season: 5 vs. Elon (12/22/07)
 Career: 5 vs. Elon (12/22/07)
 ACC: 2 at Florida State (1/23/08)

FG ATTEMPTS

Season: 7 vs. Hampton (12/19/07)
 Career: 7 vs. Hampton (12/19/07)
 ACC: 2 vs. BC (1/19/08), at FSU (1/23/08)

3 PT FG MADE

Season: --
 Career: --
 ACC: --

3 PT FG ATTEMPTS

Season: --
 Career: --
 ACC: --

FT MADE

Season: 2 vs. Elon (12/22/07)
 Career: 5 vs. UMES (11/26/06)
 ACC: --

FT ATTEMPTS

Season: 4 vs. Elon (12/22/07)
 Career: 6 vs. UMES (11/26/06)
 ACC: 2 vs. Boston College (1/19/08)

ASSISTS

Season: 1 vs. Hampton (12/19/07), vs. Elon (12/22/07)
 Career: 1 on three occasions
 ACC: --

TURNOVERS

Season: 2 vs. Vermont (11/11/07), at Penn (11/23/07)
 Career: 2 on three occasions
 ACC: --

BLOCKS

Season: 1 vs. Hartford (12/30/07)
 Career: 1 on three occasions
 ACC: --

STEALS

Season: 1 on three occasions
 Career: 2 vs. PR-Mayaguez (12/21/06)
 ACC: 1 at Florida State (1/23/08)

MINUTES

Season: 22 vs. Hampton (12/19/07)
 Career: 22 vs. Hampton (12/19/07)
 ACC: 14 at Florida State (1/23/08)

2007-08 GAME-BY-GAME:

Opponent	GP-GS	FG-FGA	3FG-3FGA	FT-FTA	Off-Def	Total	A	TO	Blk	Stl	PF	Min	Pts
Vermont	1-0	2-2	0-0	0-0	1-1	2	0	2	0	0	2	10	4
Howard	2-0	1-1	0-0	0-0	1-0	1	0	0	0	0	0	5	2
at Arizona	DNP												
Drexel	3-0	0-0	0-0	0-0	0-1	1	0	0	0	0	0	2	0
at Penn	4-0	0-0	0-0	0-0	1-0	1	0	2	0	1	2	4	0
vs. Seton Hall	DNP												
Northwestern	5-0	1-1	0-0	0-0	0-1	1	0	0	0	0	0	6	2
Syracuse	DNP												
Longwood	6-0	0-0	0-0	0-0	2-1	3	0	1	0	0	0	6	0
Hampton	7-0	4-7	0-0	1-3	3-6	9	1	1	0	0	4	22	9
Elon	8-0	5-5	0-0	2-4	1-1	2	1	0	0	1	4	21	12
Hartford	9-0	1-3	0-0	1-1	2-5	7	0	0	1	0	2	14	3
at Xavier	10-0	0-0	0-0	0-0	0-0	0	0	1	0	0	0	7	0
at Duke	11-0	0-0	0-0	0-0	0-1	1	0	0	0	0	1	5	0
Virginia Tech	12-0	0-0	0-0	0-0	1-0	1	0	0	0	0	2	4	0
Boston College	13-0	1-2	0-0	0-2	0-3	3	0	0	0	0	1	8	2
at Florida State	14-0	2-2	0-0	0-0	1-2	3	0	0	0	1	4	14	4
Georgia Tech	15-0	0-0	0-0	0-0	0-1	1	0	0	0	0	0	5	0
at Maryland	16-0	1-1	0-0	0-0	0-0	0	0	0	0	0	4	9	2
at Virginia Tech	17-0	0-0	0-0	0-0	0-0	0	0	0	0	0	3	2	0

CAREER STATISTICS

Year	G-GS	Min-Avg.	FG-FGA	Pct.	3FG-3FGA	Pct.	FT-FTA	Pct.	Off-Def.	Reb-Avg.	PF-DQ	Ast	TO	Blk	Stl	Pts-Avg
2006-07	15-0	100-6.7	4-11	.364	0-0	.000	9-13	.692	3-17	20-1.3	15-0	1	4	2	2	17-1.1
ACC	4-0	8-2.0	0-1	.000	0-0	.000	0-0	.000	0-0	0-0.0	3-0	0	0	0	0	0-0.0
2007-08	17-0	144-8.5	18-24	.750	0-0	.000	4-10	.400	13-23	36-2.1	29-0	2	7	1	3	40-2.4
ACC	7-0	47-6.7	4-5	.800	0-0	.000	0-2	.000	2-7	9-1.3	15-0	0	0	0	1	8-1.1
CAREER	32-0	244-7.6	22-35	.629	0-0	.000	13-23	.565	16-40	56-1.8	44-0	3	11	3	5	57-1.8
ACC	11-0	55-5.0	4-6	.667	0-0	.000	0-2	.000	2-7	9-0.8	18-0	0	0	0	1	8-0.7



LAURYNAS MIKALAUSKAS

#11

Junior • Forward • 6-8 • 246 • Palanga, Lithuania • Blue Ridge School

THIS SEASON:

- Did not play in the last 11 games due to injury
- Made first start of the season vs. Longwood and had four points
- Had seven points and tied his season high with six rebounds vs. Northwestern
- Tied a season high with eight points at Penn
- Had six points and a season-high six rebounds at Arizona
- Scored five points vs. Howard
- Had eight points and four rebounds in the season opener vs. Vermont

SINGLE GAME BESTS

POINTS

Season: 8 vs. Vermont (11/11/07), at Penn (11/23/07)
 Career: 14 vs. Liberty (11/18/05)
 ACC: 12 vs. Miami (1/24/06)

REBOUNDS

Season: 6 at Arizona (11/17/07), vs. Northwestern (11/27/07)
 Career: 12 vs. Virginia Tech (3/9/06)
 ACC: 12 vs. Virginia Tech (3/9/06)

FG MADE

Season: 3 at Arizona (11/17/07), at Penn (11/23/07)
 Career: 6 vs. Liberty (11/18/05)
 ACC: 5 vs. UNC (1/19/06), vs. Miami (1/24/06)

FG ATTEMPTS

Season: 6 at Penn (11/23/07)
 Career: 11 vs. Loyola (12/23/05)
 ACC: 9 vs. North Carolina (1/19/06)

3 PT FG MADE

Season: --
 Career: --
 ACC: --

3 PT FG ATTEMPTS

Season: --
 Career: 1 vs. Appalachian State (12/19/06)
 ACC: --

FT MADE

Season: 4 vs. Vermont (11/11/07)
 Career: 5 vs. Virginia Tech (3/9/06)
 ACC: 5 vs. Virginia Tech (3/9/06)

FT ATTEMPTS

Season: 6 vs. Vermont (11/11/07)
 Career: 8 vs. Virginia Tech (3/9/06), vs. Morgan St. (11/19/06)
 ACC: 8 vs. Virginia Tech (3/9/06)

ASSISTS

Season: 1 on three occasions
 Career: 3 vs. Miami (2/3/07)
 ACC: 3 vs. Miami (2/3/07)

TURNOVERS

Season: 1 vs. Vermont (11/11/07)
 Career: 4 vs. Liberty (11/18/05), vs. Hartford (12/31/05)
 ACC: 2 on seven occasions

BLOCKS

Season: 1 at Penn (11/23/07)
 Career: 2 on three occasions
 ACC: 2 vs. Boston College (2/21/06)

STEALS

Season: 1 at Arizona (11/17/07), vs. Drexel (11/20/07)
 Career: 1 on 14 occasions
 ACC: 1 on 5 occasions

MINUTES

Season: 23 at Arizona (11/17/07)
 Career: 34 at UNC (3/1/06), at Stanford (3/14/06)
 ACC: 34 at North Carolina (3/1/06)

2007-08 GAME-BY-GAME:

Opponent	GP-GS	FG-FGA	3FG-3FGA	FT-FTA	Off-Def	Total	A	TO	Blk	Stl	PF	Min	Pts
Vermont	1-0	2-2	0-0	4-6	2-2	4	0	1	0	0	2	19	8
Howard	2-0	2-3	0-0	1-4	1-0	1	0	0	0	0	3	14	5
at Arizona	3-0	3-4	0-0	0-0	1-5	6	0	0	0	1	1	23	6
Drexel	4-0	0-2	0-0	1-2	1-0	1	1	0	0	1	1	16	1
at Penn	5-0	3-6	0-0	2-3	2-0	2	1	0	1	0	1	12	8
vs. Seton Hall	6-0	1-1	0-0	1-2	2-1	3	1	0	0	0	4	14	3
Northwestern	7-0	2-2	0-0	3-4	2-4	6	0	0	0	0	2	12	7
Syracuse	8-0	1-3	0-0	1-1	0-1	1	0	0	0	0	1	21	3
Longwood	9-1	2-2	0-0	0-0	0-2	2	0	0	0	0	4	10	4
Hampton	DNP												
Elon	DNP												
Hartford	DNP												
at Xavier	DNP												
at Duke	DNP												
Virginia Tech	DNP												
Boston College	DNP												
at Florida State	DNP												
Georgia Tech	DNP												
at Maryland	DNP												
at Virginia Tech	DNP												

CAREER STATISTICS

Year	G-GS	Min-Avg.	FG-FGA	Pct.	3FG-3FGA	Pct.	FT-FTA	Pct.	Off-Def.	Reb-Avg.	PF-DQ	Ast	TO	Blk	Stl	Pts-Avg
2005-06	30-12	709-23.6	79-139	.568	0-0	.000	27-50	.540	66-70	136-4.5	87-3	2	37	9	10	185-6.2
ACC	16-1	372-23.3	39-74	.527	0-0	.000	12-21	.571	35-33	68-4.3	50-2	1	16	4	4	90-5.6
2006-07	30-12	370-12.3	41-74	.554	0-1	.000	30-51	.588	30-30	60-2.0	54-1	13	16	7	2	112-3.7
ACC	14-10	176-12.6	19-35	.543	0-0	.000	8-15	.533	17-14	31-2.2	25-0	7	7	2	1	46-3.3
2007-08	9-1	141-15.7	16-25	.640	0-0	.000	13-22	.591	11-15	26-2.9	19-0	3	1	1	2	45-5.0
ACC	0-0															
CAREER	69-25	1220-17.7	136-238	.571	0-1	.000	70-123	.569	107-115	222-3.2	160-4	18	54	17	14	342-5.0
ACC	30-11	548-18.3	58-109	.532	0-0	.000	20-36	.556	52-47	99-3.3	75-2	8	23	6	5	136-4.5



RYAN PETTINELLA

#34

Senior • Forward/Center • 6-9 • 249 • Webster, N.Y. • McQuaid Jesuit H.S. • Penn

THIS SEASON:

- Had four points and a season-high eight rebounds in a career-high 26 minutes vs. BC
- Had six points and two rebounds vs. Virginia Tech (1/16)
- Had a season-high nine points (4-5 FG) at Duke
- Did not play vs. Longwood, Hampton and Elon due to injury
- Started the first eight games of the season
- Had six points (3-3 FG) at Penn, his former school
- Had four rebounds at Arizona and vs. Drexel
- Scored five points and grabbed five rebounds (all offensive) vs. Howard
- Had four points, five rebounds, and a career-high two assists vs. Vermont
- Had four points and five rebounds in the exhibition against Carson-Newman

SINGLE GAME BESTS (at Virginia)

POINTS

Season: 9 at Duke (1/13/08)
 Career: 14 vs. Hampton (12/16/06)
 ACC: 9 at Duke (1/13/08)

REBOUNDS

Season: 8 vs. Boston College (1/19/08)
 Career: 10 vs. Hampton (12/16/06)
 ACC: 8 vs. Boston College (1/19/08)

FG MADE

Season: 4 at Duke (1/13/08)
 Career: 6 vs. Hampton (12/16/06)
 ACC: 4 at Duke (1/13/08)

FG ATTEMPTS

Season: 5 at Duke (1/13/08), vs. BC (1/19/08)
 Career: 6 vs. Hampton (12/16/06)
 ACC: 5 at Duke (1/13/08), vs. BC (1/19/08)

3 PT FG MADE

Season: --
 Career: --
 ACC: --

3 PT FG ATTEMPTS

Season: --
 Career: --
 ACC: --

FT MADE

Season: 2 vs. Virginia Tech (1/16/08)
 Career: 2 on three occasions
 ACC: 2 vs. Virginia Tech (1/16/08)

FT ATTEMPTS

Season: 4 at Duke (1/13/08)
 Career: 6 vs. Hampton (12/16/06)
 ACC: 4 at Duke (1/13/08)

ASSISTS

Season: 2 vs. Vermont (11/11/07)
 Career: 2 vs. Vermont (11/11/07)
 ACC: 1 vs. Georgia Tech (2/24/07)

TURNOVERS

Season: 2 on four occasions
 Career: 2 on four occasions
 ACC: 2 vs. VT (1/16/08), at FSU (1/23/08)

BLOCKS

Season: 1 vs. Howard (11/14/07), at Penn (11/23/07)
 Career: 1 on four occasions
 ACC: 1 at Wake Forest (3/3/07)

STEALS

Season: 1 at Arizona (11/17/07), at Xavier (1/3/08)
 Career: 1 on four occasions
 ACC: 1 vs. NC State (12/3/06)

MINUTES


Season: 26 vs. Boston College (1/19/08)
 Career: 26 vs. Boston College (1/19/08)
 ACC: 26 vs. Boston College (1/19/08)

2007-08 GAME-BY-GAME:

Opponent	GP-GS	FG-FGA	3FG-3FGA	FT-FTA	Off-Def	Total	A	TO	Blk	Stl	PF	Min	Pts
Vermont	1-1	2-3	0-0	0-2	2-3	5	2	1	0	0	3	9	4
Howard	2-2	2-3	0-0	1-2	5-0	5	0	1	1	0	1	21	5
at Arizona	3-3	0-1	0-0	0-2	1-3	4	0	0	0	1	4	17	0
Drexel	4-4	0-2	0-0	0-0	3-1	4	0	0	0	0	3	8	0
at Penn	5-5	3-3	0-0	0-2	1-1	2	0	2	1	0	4	11	6
vs. Seton Hall	6-6	0-1	0-0	0-2	2-0	2	0	0	0	0	2	11	0
Northwestern	7-7	0-0	0-0	0-0	1-1	2	0	2	0	0	0	10	0
Syracuse	8-8	0-0	0-0	0-0	1-0	1	0	0	0	0	0	3	0
Longwood	DNP												
Hampton	DNP												
Elon	DNP												
Hartford	9-8	0-0	0-0	0-0	0-0	0	0	0	0	0	2	2	0
at Xavier	10-8	0-0	0-0	0-0	0-0	0	0	0	0	1	1	3	0
at Duke	11-8	4-5	0-0	1-4	1-1	2	0	0	0	0	4	18	9
Virginia Tech	12-8	2-2	0-0	2-2	1-1	2	0	2	0	0	4	20	6
Boston College	13-8	2-5	0-0	0-0	1-7	8	0	0	0	0	4	26	4
at Florida State	14-8	1-1	0-0	0-0	1-2	3	0	2	0	0	4	12	2
Georgia Tech	15-8	0-0	0-0	1-2	0-2	2	0	1	0	0	3	21	1
at Maryland	16-8	1-1	0-0	0-0	0-0	0	0	1	0	0	5	18	2
at Virginia Tech	17-8	2-3	0-0	0-0	0-1	1	0	1	0	0	5	15	4

CAREER STATISTICS (at Virginia)

Year	G-GS	Min-Avg.	FG-FGA	Pct.	3FG-3FGA	Pct.	FT-FTA	Pct.	Off-Def.	Reb-Avg.	PF-DQ	Ast	TO	Blk	Stl	Pts-Avg
2006-07	23-7	229-10.0	28-40	.700	0-0	.000	9-37	.243	30-28	58-2.5	47-0	1	7	2	2	65-2.8
ACC	10-0	82-8.2	6-7	.857	0-0	.000	3-11	.273	7-7	14-1.4	18-0	1	2	1	1	15-1.5
2007-08	17-8	225-13.2	19-30	.633	0-0	.000	5-18	.278	20-23	43-2.5	49-2	2	13	2	2	43-2.5
ACC	7-0	130-18.6	12-17	.706	0-0	.000	4-8	.500	4-14	18-2.6	29-2	0	7	0	0	28-4.0
CAREER	40-15	454-11.4	47-70	.671	0-0	.000	14-55	.255	50-51	101-2.5	96-2	3	20	4	4	108-2.7
ACC	17-0	212-12.5	18-24	.750	0-0	.000	7-19	.368	11-21	32-1.9	47-2	1	9	1	1	43-2.5



MIKE SCOTT

#32

Freshman • Forward • 6-8 • 233 • Chesapeake, Va. • Hargrave Military Academy

THIS SEASON:

- Has started the last 11 games
- Averaging 8.0 points and 8.0 rebounds a game in the last three games
- Had nine points in a career-high 28 minutes at Virginia Tech
- Had six points and 12 rebounds at Maryland
- Had nine points and nine rebounds vs. Georgia Tech
- Had 10 points, six rebounds, and two blocks at Xavier
- Had six points and a game-high nine rebounds vs. Elon
- Scored a career-high 15 points and had six rebounds vs. Hampton, his first career start
- Had nine points and a game-high 11 rebounds vs. Longwood
- Had four points and six rebounds vs. Syracuse
- Had eight points and four rebounds vs. Northwestern
- Recorded his first career double-double with 10 point, 13 rebound performance at Penn
- His 13 rebounds at Penn were the most by a Cavalier freshman since Travis Watson had 15 rebounds vs. NC State (1/12/2000)
- Had five points (5-6 FT) and five rebounds vs. Drexel
- Had seven points (3-4 FG) and six rebounds vs. Howard

2007-08 GAME-BY GAME:

Opponent	GP-GS	FG-FGA	3FG-3FGA	FT-FTA	Off-Def	Total	A	TO	Blk	Stl	PF	Min	Pts
Vermont	1-0	0-1	0-0	2-2	1-0	1	0	0	0	0	0	2	2
Howard	2-0	3-4	1-1	0-1	2-4	6	1	0	0	2	0	14	7
at Arizona	DNP												
Drexel	3-0	0-2	0-0	5-6	3-2	5	0	0	0	1	2	13	5
at Penn	4-0	3-5	0-1	4-4	4-9	13	1	0	0	3	3	19	10
vs. Seton Hall	5-0	0-1	0-0	1-2	2-2	4	0	0	0	0	2	15	1
Northwestern	6-0	3-5	0-0	2-2	3-1	4	0	0	0	1	1	13	8
Syracuse	7-0	1-3	0-0	2-2	3-3	6	0	0	1	0	0	15	4
Longwood	8-0	3-5	0-0	3-4	1-10	11	1	1	0	1	3	24	9
Hampton	9-1	6-8	0-0	3-3	4-2	6	0	0	0	0	3	20	15
Elon	10-2	2-8	0-0	2-2	5-4	9	0	1	1	0	0	17	6
Hartford	11-3	2-2	0-0	1-3	1-3	4	1	2	0	2	4	20	5
at Xavier	12-4	3-6	0-0	4-5	3-3	6	0	1	2	0	3	24	10
at Duke	13-5	1-4	0-0	0-0	2-1	3	0	3	1	1	3	9	2
Virginia Tech	14-6	1-6	0-0	1-2	0-5	5	0	1	0	0	4	21	3
Boston College	15-7	0-2	0-0	2-2	2-1	3	0	0	0	0	2	6	2
at Florida State	16-8	2-6	0-0	1-2	1-2	3	0	0	0	1	1	15	5
Georgia Tech	17-9	3-6	0-0	3-4	5-4	9	0	0	0	0	5	20	9
at Maryland	18-10	3-6	0-0	0-0	4-8	12	1	2	0	0	2	24	6
at Virginia Tech	19-11	2-5	0-0	5-7	2-1	3	0	3	0	1	3	28	9

SINGLE GAME BESTS

POINTS

Season: 15 vs. Hampton (12/19/07)
 Career: 15 vs. Hampton (12/19/07)
 ACC: 9 vs. GT (1/27/08), at VT (2/2/08)

REBOUNDS

Season: 13 at Penn (11/23/07)
 Career: 13 at Penn (11/23/07)
 ACC: 12 at Maryland (1/30/08)

FG MADE

Season: 6 vs. Hampton (12/19/07)
 Career: 6 vs. Hampton (12/19/07)
 ACC: 3 vs. GT (1/27/08), at Md. (1/30/08)

FG ATTEMPTS

Season: 8 vs. Hampton (12/19/07), vs. Elon (12/22/07)
 Career: 8 vs. Hampton (12/19/07), vs. Elon (12/22/07)
 ACC: 6 on four occasions

3 PT FG MADE

Season: 1 vs. Howard (11/14/07)
 Career: 1 vs. Howard (11/14/07)
 ACC: --

3 PT FG ATTEMPTS

Season: 1 vs. Howard (11/14/07), at Penn (11/23/07)
 Career: 1 vs. Howard (11/14/07), at Penn (11/23/07)
 ACC: --

FT MADE

Season: 5 vs. Drexel (11/20/07), at VT (2/2/08)
 Career: 5 vs. Drexel (11/20/07), at VT (2/2/08)
 ACC: 5 at Virginia Tech (2/2/08)

FT ATTEMPTS

Season: 7 at Virginia Tech (2/2/08)
 Career: 7 at Virginia Tech (2/2/08)
 ACC: 7 at Virginia Tech (2/2/08)

ASSISTS

Season: 1 on five occasions
 Career: 1 on five occasions
 ACC: 1 at Maryland (1/30/08)

TURNOVERS

Season: 3 at Duke (1/13/08), at VT (2/2/08)
 Career: 3 at Duke (1/13/08), at VT (2/2/08)
 ACC: 3 at Duke (1/13/08), at VT (2/2/08)

BLOCKS

Season: 2 at Xavier (1/3/08)
 Career: 2 at Xavier (1/3/08)
 ACC: 1 at Duke (1/13/08)

STEALS


Season: 3 at Penn (11/23/07)
 Career: 3 at Penn (11/23/07)
 ACC: 1 on three occasions

MINUTES

Season: 28 at Virginia Tech (2/2/08)
 Career: 28 at Virginia Tech (2/2/08)
 ACC: 28 at Virginia Tech (2/2/08)

CAREER STATISTICS

Year	G-GS	Min-Avg.	FG-FGA	Pct.	3FG-3FGA	Pct.	FT-FTA	Pct.	Off-Def.	Reb-Avg.	PF-DQ	Ast	TO	Blk	Stl	Pts-Avg
2007-08	19-11	319-16.8	38-85	.447	1-2	.500	41-53	.774	48-65	113-5.9	41-1	5	14	5	13	118-6.2
ACC	7-7	123-17.6	12-35	.343	0-0	.000	12-17	.706	16-22	38-5.4	20-1	1	9	1	3	36-5.1
CAREER	19-11	319-16.8	38-85	.447	1-2	.500	41-53	.774	48-65	113-5.9	41-1	5	14	5	13	118-6.2
ACC	7-7	123-17.6	12-35	.343	0-0	.000	12-17	.706	16-22	38-5.4	20-1	1	9	1	3	36-5.1



SEAN SINGLETARY

#44

Senior • Guard • 6-0 • 185 • Philadelphia, Pa. • The William Penn Charter School

THIS SEASON:

- Co-captain for the 2007-08 season, joining Donald Hand as the only three-year captains in Virginia history
- One of 30 midseason candidates for the John R. Wooden Award
- Midseason candidate for the Naismith Trophy presented by AT&T
- Bob Cousy Award presented by The Hartford (nation's top point guard) finalist
- First-team Collegehoops.net preseason All-American
- Third-team CBSsportsline.com preseason All-American
- CollegeInsider.com preseason All-American
- One of 30 candidates for the Lowe's Senior CLASS Award
- Preseason All-ACC
- No. 4 on Luke Winn's Top 15 Seniors on SI.com
- Had second consecutive double-double (4th of career, 3rd this season) with 19 points and 10 assists vs. Boston College
- Had double-double with 34 points and 10 rebounds vs. Virginia Tech (1/16)
- Has had 20 or more points in a game 36 times in his career (nine this season)
- Had double-double with 14 points and career-high 10 assists vs. Northwestern
- ACC Player of the Week (11/19) after leading Virginia to wins over Howard and Arizona, his fourth career ACC Player of the Week honor

2007-08 GAME-BY GAME:

Opponent	GP-GS	FG-FGA	3FG-3FGA	FT-FTA	Off-Def	Total	A	TO	Blk	Stl	PF	Min	Pts
Vermont	1-1	4-9	1-2	10-12	1-4	5	6	6	0	4	2	31	19
Howard	2-2	9-16	3-6	2-2	3-1	4	8	5	0	1	2	30	23
at Arizona	3-3	6-19	1-6	11-11	0-4	4	8	5	0	1	4	36	24
Drexel	4-4	7-19	3-3	7-8	2-5	7	5	8	0	2	3	37	24
at Penn	5-5	4-12	1-3	7-7	1-1	2	4	5	0	1	2	28	16
vs. Seton Hall	6-6	7-20	2-9	7-7	1-6	7	7	5	0	0	4	37	23
Northwestern	7-7	5-9	3-6	1-1	0-2	2	10	2	0	2	1	27	14
Syracuse	8-8	3-14	2-7	2-8	0-5	5	9	3	0	2	2	35	10
Longwood	9-9	6-11	1-3	8-8	1-1	2	8	6	0	0	1	33	21
Hampton	10-10	2-6	2-4	6-7	3-1	4	4	7	0	1	3	32	12
Elon	11-11	5-7	3-4	7-9	0-5	5	8	3	0	3	2	28	20
Hartford	12-12	3-14	1-5	5-7	1-3	4	4	5	0	2	2	29	12
at Xavier	13-13	5-12	1-3	3-4	1-2	3	7	2	0	1	4	33	14
at Duke	14-14	6-12	2-4	4-4	0-0	0	4	6	0	0	4	34	18
Virginia Tech	15-15	12-21	5-7	5-6	1-9	10	3	4	0	3	3	44	34
Boston College	16-16	7-14	0-3	5-6	0-2	2	10	1	0	6	3	37	19
at Florida State	17-17	4-11	1-5	2-2	2-1	3	7	5	0	1	4	33	11
Georgia Tech	18-18	5-19	0-6	1-2	1-3	4	8	4	0	3	5	41	11
at Maryland	19-19	9-17	1-4	4-4	0-0	0	3	0	0	0	3	34	23
at Virginia Tech	20-20	6-15	3-6	11-14	2-3	5	2	3	0	1	4	37	26

SINGLE GAME BESTS

POINTS

Season: 34 vs. Virginia Tech (1/16/08)
 Career: 37 vs. Gonzaga (1/3/07)
 ACC: 34 vs. Virginia Tech (1/16/08)

REBOUNDS

Season: 10 vs. Virginia Tech (1/16/08)
 Career: 10 vs. UNC (3/10/06), vs. Va Tech (1/16/08)
 ACC: 10 vs. UNC (3/10/06), vs. Va Tech (1/16/08)

FG MADE

Season: 12 vs. Virginia Tech (1/16/08)
 Career: 12 vs. Virginia Tech (1/16/08)
 ACC: 12 vs. Virginia Tech (1/16/08)

FG ATTEMPTS

Season: 21 vs. Virginia Tech (1/16/08)
 Career: 23 at Georgia Tech (12/4/05)
 ACC: 23 at Georgia Tech (12/4/05)

3 PT FG MADE

Season: 5 vs. Virginia Tech (1/16/08)
 Career: 7 vs. Gonzaga (1/3/07)
 ACC: 5 at NC State (1/24/07), vs. Va Tech (1/16/08)

3 PT FG ATTEMPTS

Season: 9 vs. Seton Hall (11/24/07)
 Career: 12 vs. Gonzaga (1/3/07), vs. Ga. Tech (2/24/07)
 ACC: 12 vs. Georgia Tech (2/24/07)

FT MADE

Season: 11 at Arizona (11/17/07), at VT (2/2/08)
 Career: 14 vs. Hampton (12/16/06)
 ACC: 12 vs. Maryland (1/16/07)

FT ATTEMPTS

Season: 14 at Virginia Tech (2/2/08)
 Career: 16 vs. Hampton (12/16/06)
 ACC: 14 vs. Md (1/16/07), at VT (2/2/08)

ASSISTS

Season: 10 vs. N'western (11/27/07), vs. BC (1/19/08)
 Career: 10 vs. N'western (11/27/07), vs. BC (1/19/08)
 ACC: 10 vs. Boston College (1/19/08)

TURNOVERS

Season: 8 vs. Drexel (11/20/07)
 Career: 9 at Arizona (11/27/05), at Clemson (2/25/06)
 ACC: 9 at Clemson (2/25/06)

BLOCKS

Season: --
 Career: 2 vs. Auburn (12/3/04)
 ACC: 1 on three occasions

STEALS

Season: 6 vs. Boston College (1/19/08)
 Career: 6 on three occasions
 ACC: 6 vs. Boston College (1/19/08)

MINUTES

Season: 44 vs. Virginia Tech (1/16/08)
 Career: 45 vs. Maryland (2/19/05)
 ACC: 45 vs. Maryland (2/19/05)

CAREER STATISTICS

Year	G-GS	Min-Avg.	FG-FGA	Pct.	3FG-3FGA	Pct.	FT-FTA	Pct.	Off-Def.	Reb-Avg.	PF-DQ	Ast	TO	Blk	Stl	Pts-Avg
2004-05	29-29	866-29.9	101-262	.385	34-106	.321	69-89	.775	24-64	88-3.0	92-4	113	70	2	48	305-10.5
ACC	16-16	489-30.6	55-143	.385	19-57	.333	39-50	.780	13-28	41-2.6	55-3	59	28	0	22	168-10.5
2005-06	29-29	982-33.9	168-420	.400	51-147	.347	125-148	.845	34-94	128-4.4	65-0	121	104	3	54	512-17.7
ACC	16-16	553-34.6	97-250	.388	25-84	.298	59-67	.881	16-48	64-4.0	39-0	66	59	3	22	278-17.4
2006-07	32-32	1064-33.2	170-425	.400	79-203	.389	190-218	.872	36-111	147-4.6	81-1	151	100	1	38	609-19.0
ACC	16-16	552-34.5	88-216	.407	41-105	.390	66-80	.825	20-59	79-4.9	42-1	68	54	0	20	283-17.7
2007-08	20-20	676-33.8	115-277	.415	36-96	.375	108-129	.837	20-58	78-3.9	58-1	125	85	0	34	374-18.7
ACC	7-7	260-37.1	49-109	.450	12-35	.343	32-38	.842	6-18	24-3.4	26-1	37	23	0	14	142-20.3
CAREER	110-110	3588-32.6	554-1384	.400	200-552	.362	492-584	.842	114-327	441-4.0	296-6	510	359	6	174	1800-16.4
ACC	55-55	1854-33.7	289-718	.403	97-281	.345	196-235	.834	55-153	208-3.8	162-5	230	164	3	78	871-15.8



TUNJI SOROYE

#21

Senior • Center • 6-11 • 252 • Dugbe Ibadan, Nigeria • Montrose Christian School

THIS SEASON:

- Missed the last seven games due to injury
- Made season debut vs. Hartford
- Had arthroscopic surgery on Nov. 8 to correct cartilage damage in his left knee and missed the first 11 games of the season
- Had six points, four rebounds, and four blocks in the exhibition against Carson-Newman

SINGLE GAME BESTS

POINTS

Season: 1 vs. Hartford (12/30/07)
 Career: 12 vs. Fordham (12/7/05)
 ACC: 6 on three occasions

REBOUNDS

Season: 2 vs. Hartford (12/30/07)
 Career: 11 vs. Maryland (2/6/07)
 ACC: 11 vs. Maryland (2/6/07)

FG MADE

Season: --
 Career: 4 vs. Fordham (12/7/05), vs. Albany (3/16/07)
 ACC: 3 vs. Florida State (1/11/06)

FG ATTEMPTS

Season: 1 at Xavier (1/3/08)
 Career: 8 vs. Albany (3/16/07)
 ACC: 5 vs. Florida State (1/11/06)

3 PT FG MADE

Season: --
 Career: --
 ACC: --

3 PT FG ATTEMPTS

Season: --
 Career: --
 ACC: --

FT MADE

Season: 1 vs. Hartford (12/30/07)
 Career: 4 on three occasions
 ACC: 4 vs. Clemson (1/7/06)

FT ATTEMPTS

Season: 2 vs. Hartford (12/30/07)
 Career: 6 vs. Fordham (12/7/05)
 ACC: 5 vs. Florida State (2/17/07)

ASSISTS

Season: --
 Career: 1 on 13 occasions
 ACC: 1 on eight occasions

TURNOVERS

Season: 2 vs. Hartford (12/30/07)
 Career: 4 at Virginia Tech (1/15/06)
 ACC: 4 at Virginia Tech (1/15/06)

BLOCKS

Season: --
 Career: 5 vs. Duke (3/11/05)
 ACC: 5 vs. Duke (3/11/05)

STEALS

Season: --
 Career: 2 on three occasions
 ACC: 2 vs. UNC (1/19/06), at FSU (2/18/06)

MINUTES


Season: 5 at Xavier (1/3/08)
 Career: 33 vs. Clemson (1/7/06)
 ACC: 33 vs. Clemson (1/7/06)

2007-08 GAME-BY-GAME:

Opponent	GP-GS	FG-FGA	3FG-3FGA	FT-FTA	Off-Def	Total	A	TO	Blk	Stl	PF	Min	Pts
Vermont	DNP												
Howard	DNP												
at Arizona	DNP												
Drexel	DNP												
at Penn	DNP												
vs. Seton Hall	DNP												
Northwestern	DNP												
Syracuse	DNP												
Longwood	DNP												
Hampton	DNP												
Elon	DNP												
Hartford	1-0	0-0	0-0	1-2	1-1	2	0	2	0	0	2	3	1
at Xavier	2-0	0-1	0-0	0-0	1-0	1	0	0	0	0	0	5	0
at Duke	DNP												
Virginia Tech	DNP												
Boston College	DNP												
at Florida State	DNP												
Georgia Tech	DNP												
at Maryland	DNP												
at Virginia Tech	DNP												

CAREER STATISTICS

Year	G-GS	Min-Avg.	FG-FGA	Pct.	3FG-3FGA	Pct.	FT-FTA	Pct.	Off-Def.	Reb-Avg.	PF-DQ	Ast	TO	Blk	Stl	Pts-Avg
2004-05	21-2	120-5.7	4-10	.400	0-0	.000	4-7	.571	7-21	28-1.3	18-0	2	3	15	1	12-0.6
ACC	12-0	72-6.0	4-5	.800	0-0	.000	2-4	.500	4-12	16-1.3	14-0	2	2	8	1	10-0.8
2005-06	30-23	553-18.4	21-51	.412	0-0	.000	13-19	.684	36-70	106-3.5	88-7	4	38	37	10	55-1.8
ACC	16-16	290-18.1	9-26	.346	0-0	.000	6-9	.667	18-33	51-3.2	49-4	2	19	15	6	24-1.5
2006-07	28-11	391-14.0	18-35	.514	0-0	.000	24-39	.615	35-54	89-3.2	46-0	7	20	26	7	60-2.1
ACC	16-6	252-15.8	12-19	.632	0-0	.000	10-23	.435	27-30	57-3.6	29-0	4	10	14	2	34-2.1
2007-08	2-0	8-4.0	0-1	.000	0-0	.000	1-2	.500	2-1	3-1.5	2-0	0	2	0	0	1-0.5
ACC	0-0															
CAREER	81-36	1072-13.2	43-97	.443	0-0	.000	42-67	.627	80-146	226-2.8	154-7	13	63	78	18	128-1.6
ACC	44-22	614-14.0	25-50	.500	0-0	.000	18-36	.500	49-75	124-2.8	92-4	8	31	37	9	68-1.5



SOLOMON TAT

#45

Sophomore • Guard/Forward • 6-5 • 223 • Jos Plateau, Nigeria • Community Christian School

THIS SEASON:

- Had three points and two rebounds at Maryland
- Had a career-high 12 points (3-4 FG, 6-9 FT) at Xavier
- Made season debut vs. Hartford
- Did not play in the first 11 games of the season due to injury

SINGLE GAME BESTS

POINTS

Season: 12 at Xavier (1/3/08)
 Career: 12 at Xavier (1/3/08)
 ACC: 8 at Virginia Tech (2/10/07)

REBOUNDS

Season: 2 on three occasions
 Career: 6 at Virginia Tech (2/10/07)
 ACC: 6 at Virginia Tech (2/10/07)

FG MADE

Season: 3 at Xavier (1/3/08)
 Career: 3 at Virginia Tech (2/10/07), at Xavier (1/3/08)
 ACC: 3 at Virginia Tech (2/10/07)

FG ATTEMPTS

Season: 4 at Xavier (1/3/08)
 Career: 9 at Virginia Tech (2/10/07)
 ACC: 9 at Virginia Tech (2/10/07)

3 PT FG MADE

Season: --
 Career: --
 ACC: --

3 PT FG ATTEMPTS

Season: 1 at Florida State (1/23/08)
 Career: 1 on four occasions
 ACC: 1 at UNC (1/10/07), at FSU (1/23/08)

FT MADE

Season: 6 at Xavier (1/3/08)
 Career: 6 at Xavier (1/3/08)
 ACC: 2 at BC (1/13/07), at Va. Tech (2/10/07)

FT ATTEMPTS

Season: 9 at Xavier (1/3/08)
 Career: 9 at Xavier (1/3/08)
 ACC: 2 on three occasions

ASSISTS

Season: 1 vs. Hartford (12/30/07), at Xavier (1/3/08)
 Career: 5 vs. Gonzaga (1/3/07)
 ACC: 2 at Clemson (1/28/07), at Wake (3/3/07)

TURNOVERS

Season: 2 at Xavier (1/3/08), at Duke (1/13/08)
 Career: 2 on four occasions
 ACC: 2 vs. Maryland (1/16/07), at Duke (1/13/08)

BLOCKS

Season: --
 Career: 1 vs. Longwood (2/13/07)
 ACC: --

STEALS

Season: 1 at Duke (1/13/08), at FSU (1/23/08)
 Career: 2 vs. Stanford (1/7/07), vs. Md. (1/16/07)
 ACC: 2 vs. Maryland (1/16/07)

MINUTES


Season: 16 at Xavier (1/3/08), at Duke (1/13/08)
 Career: 23 at Virginia Tech (2/10/07)
 ACC: 23 at Virginia Tech (2/10/07)

2007-08 GAME-BY-GAME:

Opponent	GP-GS	FG-FGA	3FG-3FGA	FT-FTA	Off-Def	Total	A	TO	Blk	Stl	PF	Min	Pts
Vermont	DNP												
Howard	DNP												
at Arizona	DNP												
Drexel	DNP												
at Penn	DNP												
vs. Seton Hall	DNP												
Northwestern	DNP												
Syracuse	DNP												
Longwood	DNP												
Hampton	DNP												
Elon	DNP												
Hartford	1-0	0-0	0-0	0-0	0-0	0	1	0	0	0	0	5	0
at Xavier	2-0	3-4	0-0	6-9	2-0	2	1	2	0	0	1	16	12
at Duke	3-0	0-1	0-0	0-0	0-2	2	0	2	0	1	0	16	0
Virginia Tech	4-0	0-0	0-0	0-0	0-0	0	0	0	0	0	0	3	0
Boston College	DNP												
at Florida State	5-0	0-2	0-1	0-0	0-0	0	0	0	0	1	0	4	0
Georgia Tech	6-0	0-0	0-0	0-0	0-0	0	0	0	0	0	0	0+	0
at Maryland	7-0	1-1	0-0	1-2	1-1	2	0	1	0	0	2	7	3
at Virginia Tech	DNP												

CAREER STATISTICS

Year	G-GS	Min-Avg.	FG-FGA	Pct.	3FG-3FGA	Pct.	FT-FTA	Pct.	Off-Def.	Reb-Avg.	PF-DQ	Ast	TO	Blk	Stl	Pts-Avg
2006-07	20-0	165-8.3	14-40	.350	0-3	.000	12-19	.632	7-25	32-1.6	24-0	13	8	1	8	40-2.0
ACC	13-0	107-8.2	8-25	.320	0-1	.000	5-5	1.000	5-16	21-1.6	17-0	6	4	0	5	21-1.6
2007-08	7-0	51-7.3	4-8	.500	0-1	.000	7-11	.636	3-3	6-0.9	3-0	2	5	0	2	15-2.1
ACC	5-0	30-6.0	1-4	.250	0-1	.000	1-2	.500	1-3	4-0.8	2-0	0	3	0	2	3-0.6
CAREER	27-0	216-8.0	18-48	.375	0-4	.000	19-30	.633	10-28	38-1.4	27-0	15	13	1	10	55-2.0
ACC	18-0	137-7.6	9-29	.310	0-2	.000	6-7	.857	6-19	25-1.4	19-0	6	7	0	7	24-1.3



JAMIL TUCKER

#12

Sophomore • Forward • 6-8 • 241 • Gary, Ind. • West Side H.S.

THIS SEASON:

- Had 10 points and five rebounds at Virginia Tech (2/2)
- Scored a career-high 13 points vs. Georgia Tech
- Had a season-high seven rebounds and tied a career-high with two assists vs. BC
- Tied a career-high with two blocks vs. Virginia Tech
- Had nine points and five rebounds at Duke
- Did not play vs. Syracuse due to illness and vs. Hartford due to injury
- Had eight points, six rebounds, and tied a career-high with two blocks vs. Hampton
- Had a career-high two assists vs. Northwestern
- Scored eight points (3-4 FG) at Penn
- Had seven points and four rebounds vs. Drexel
- Had 12 points (on a career-high 5 FG) at Arizona
- Had five points and tied a career high with two blocks vs. Vermont
- Had 16 points (6-8 FG) in the exhibition against Carson-Newman

2007-08 GAME-BY GAME:

Opponent	GP-GS	FG-FGA	3FG-3FGA	FT-FTA	Off-Def	Total	A	TO	Blk	Stl	PF	Min	Pts
Vermont	1-0	1-4	1-4	2-2	0-2	2	0	0	2	0	1	17	5
Howard	2-0	0-0	0-0	0-0	0-0	0	0	0	0	0	4	3	0
at Arizona	3-0	5-7	2-3	0-0	2-2	4	0	1	0	0	1	21	12
Drexel	4-0	3-4	1-1	0-0	0-4	4	0	2	0	0	1	19	7
at Penn	5-0	3-4	2-3	0-0	0-3	3	0	1	0	0	4	8	8
vs. Seton Hall	6-0	0-4	0-3	0-0	0-0	0	0	0	1	0	0	12	0
Northwestern	7-0	1-2	1-2	0-0	0-1	1	2	0	0	0	2	7	3
Syracuse	DNP												
Longwood	8-0	0-0	0-0	0-0	0-0	0	1	0	0	0	2	8	0
Hampton	9-0	1-3	1-2	5-5	0-6	6	1	2	2	0	4	19	8
Elon	10-0	1-3	0-2	0-0	1-3	4	1	0	0	0	3	13	2
Hartford	DNP												
at Xavier	11-0	1-2	0-1	0-0	0-1	1	0	1	1	1	4	13	2
at Duke	12-0	4-7	1-3	0-0	2-3	5	1	1	1	0	1	18	9
Virginia Tech	13-0	0-1	0-1	0-0	2-1	3	1	1	2	0	2	12	0
Boston College	14-0	1-7	1-5	0-0	1-6	7	2	0	0	1	2	19	3
at Florida State	15-0	0-0	0-0	0-0	0-1	1	0	2	0	0	0	2	0
Georgia Tech	16-0	4-7	3-5	2-3	0-3	3	0	1	0	0	4	21	13
at Maryland	17-0	0-2	0-2	0-0	0-0	0	0	0	0	0	0	3	0
at Virginia Tech	18-0	4-7	2-3	0-0	1-4	5	0	1	0	0	1	17	10

SINGLE GAME BESTS

POINTS

Season: 13 vs. Georgia Tech (1/27/08)
 Career: 13 vs. Georgia Tech (1/27/08)
 ACC: 13 vs. Georgia Tech (1/27/08)

REBOUNDS

Season: 7 vs. Boston College (1/19/08)
 Career: 9 at Boston College (1/13/07)
 ACC: 9 at Boston College (1/13/07)

FG MADE

Season: 5 at Arizona (11/17/07)
 Career: 5 at Arizona (11/17/07)
 ACC: 4 on three occasions

FG ATTEMPTS

Season: 7 on five occasions
 Career: 7 on five occasions
 ACC: 7 on four occasions

3 PT FG MADE

Season: 3 vs. Georgia Tech (1/27/08)
 Career: 3 on four occasions
 ACC: 3 on three occasions

3 PT FG ATTEMPTS

Season: 5 vs. BC (1/19/08), vs. Ga Tech (1/27/08)
 Career: 5 on five occasions
 ACC: 5 on three occasions

FT MADE

Season: 5 vs. Hampton (12/19/07)
 Career: 5 vs. Hampton (12/19/07)
 ACC: 3 vs. Maryland (1/16/07)

FT ATTEMPTS

Season: 5 vs. Hampton (12/19/07)
 Career: 5 vs. Hampton (12/19/07)
 ACC: 4 at BC (1/13/07), vs. Md. (1/16/07)

ASSISTS

Season: 2 vs. N'western (11/27/07), vs. BC (1/19/08)
 Career: 2 vs. N'western (11/27/07), vs. BC (1/19/08)
 ACC: 2 vs. Boston College (1/19/08)

TURNOVERS

Season: 2 on three occasions
 Career: 3 vs. Wake Forest (1/21/07)
 ACC: 3 vs. Wake Forest (1/21/07)

BLOCKS

Season: 2 on three occasions
 Career: 2 on four occasions
 ACC: 2 vs. Virginia Tech (1/16/08)

STEALS

Season: 1 at Xavier (1/3/08), vs. BC (1/19/08)
 Career: 1 on five occasions
 ACC: 1 at Miami (2/21/07), vs. BC (1/19/08)

MINUTES

Season: 21 at Arizona (11/17/07), vs. Ga Tech (1/27/08)
 Career: 23 at Boston College (1/13/07)
 ACC: 23 at Boston College (1/13/07)

CAREER STATISTICS

Year	G-GS	Min-Avg.	FG-FGA	Pct.	3FG-3FGA	Pct.	FT-FTA	Pct.	Off-Def.	Reb-Avg.	PF-DQ	Ast	TO	Blk	Stl	Pts-Avg
2006-07	29-0	291-10.0	32-73	.438	21-43	.488	15-27	.556	16-44	60-2.1	39-0	3	19	6	3	100-3.4
ACC	13-0	113-8.7	15-32	.469	11-19	.579	8-13	.615	7-20	27-2.1	20-0	0	9	0	1	49-3.8
2007-08	18-0	232-12.9	29-64	.453	15-40	.375	9-10	.900	9-40	49-2.7	36-0	9	13	9	2	82-4.6
ACC	7-0	92-13.1	13-31	.419	7-19	.368	2-3	.667	6-18	24-3.4	10-0	4	6	3	1	35-5.0
CAREER	47-0	523-11.1	61-137	.445	36-83	.434	24-37	.649	25-84	109-2.3	75-0	12	32	15	5	182-3.9
ACC	20-0	205-10.3	28-63	.444	18-38	.474	10-16	.625	13-38	51-2.6	30-0	4	15	3	2	84-4.2

VIRGINIA TEAM AND INDIVIDUAL HIGHS FOR THE 2007-08 SEASON:
TEAM

Points:	100	vs. Penn (100-85)
FG Att:	78	vs. Georgia Tech (29-78)
FG Made:	37	vs. Howard (37-75)
FG %:	54.7	vs. Vermont (29-53)
3-FG Att:	36	vs. Georgia Tech (12-36)
3-FG Made:	16	vs. Northwestern (16-32)
3-FG %:	57.1	vs. Arizona (12-21)
FT Att:	34	vs. Vermont (23-34)
FT Made:	23	vs. Vermont (23-34)
FT %:	87.5	vs. Northwestern (14-16)
Rebounds:	56	vs. Penn
Assists:	24	vs. Howard
Turnovers:	21	vs. Penn, Longwood, Hampton
Blocks:	5	vs. Hartford
Steals:	12	vs. Seton Hall
Fouls:	30	vs. Penn, Virginia Tech #2

INDIVIDUAL

Points:	34	Sean Singletary (Virginia Tech #1)
FG Att:	21	Sean Singletary (12-21, Virginia Tech #1)
FG Made:	12	Sean Singletary (12-21, Virginia Tech #1)
FG %: ⁽¹⁾	100.0	Calvin Baker (6-6, Northwestern)
3-FG Att:	11	Adrian Joseph (3-11, Virginia Tech #1)
3-FG Made:	6	Mamadi Diane (6-9, Northwestern)
3-FG %: ⁽²⁾	100.0	Calvin Baker (4-4, Northwestern)
FT Att:	14	Sean Singletary (11-14, Virginia Tech #2)
FT Made:	11	Sean Singletary (11-11, Arizona; 11-14, Virginia Tech #2)
FT %: ⁽¹⁾	100.0	Sean Singletary (11-11, Arizona)
Rebounds:	16	Adrian Joseph (Seton Hall)
Assists:	10	Sean Singletary (Northwestern & Boston College)
Turnovers:	8	Sean Singletary (Drexel)
Blocks:	3	Mamadi Diane (Arizona)
Steals:	6	Sean Singletary (Boston College)

OPPONENT TEAM AND INDIVIDUAL HIGHS FOR THE 2007-08 SEASON:
TEAM

Points:	108	by Xavier (108-70)
FG Att:	70	by Hartford (25-70), VT #1 (25-70)
FG Made:	37	by Xavier (37-58)
FG%:	63.8	by Xavier (37-58)
3-FG Att:	39	by Hartford (10-39)
3-FG Made:	16	by Xavier (16-26)
3-FG %:	61.5	by Xavier (16-26)
FT Att:	40	by Penn (27-40)
FT Made:	27	by Penn (27-40)
FT %:	90.9	by Syracuse (10-11)
Rebounds:	47	by Virginia Tech #1
Assists:	27	by Xavier
Turnovers:	20	by Elon
Blocks:	6	by Boston College, GT
Steals:	12	by Duke
Fouls:	26	by Hartford

INDIVIDUAL

Points:	25	Brian Laing (Seton Hall), Greivis Vasquez (Maryland)
FG Att:	20	Brian Laing (10-20, Seton Hall)
FG Made:	10	Brian Laing (10-20, Seton Hall)
FG %: ⁽¹⁾	83.3	Kevin Estes (5-6, Hartford), Jason Love (5-6, Xavier)
3-FG Att:	11	Vincent Simpson (6-11, Hampton), A.D. Vassallo (5-11, VT#1), Greivis Vasquez (4-11, Maryland)
3-FG Made:	6	Vincent Simpson (6-11, Hampton)
3-FG %: ⁽²⁾	80.0	B. J. Raymond (4-5, Xavier)
FT Att:	14	Deron Washington (9-14, Virginia Tech #2)
FT Made:	9	Deron Washington (9-14, Virginia Tech #2)
FT %: ⁽¹⁾	100.0	Jonny Flynn (6-6, Syracuse)
Rebounds:	14	Paul Harris (Syracuse)
Assists:	9	Eric Hayes (Maryland)
Turnovers:	8	Randy Hampton (Howard)
Blocks:	4	Tyrelle Blair (Boston College)
Steals:	6	Toney Douglas (Florida State)

VIRGINIA AND OPPONENT TEAM LOWS FOR THE 2007-08 SEASON:
VIRGINIA

Points:	60	vs. Seton Hall (74-60)
FG Att:	49	vs. Arizona (25-49)
FG Made:	19	vs. Virginia Tech #2 (19-53)
FG %:	32.8	vs. Seton Hall (20-61)
3-FG Att:	14	vs. Duke (4-14)
3-FG Made:	4	vs. Duke (4-14)
3-FG %:	25.0	vs. Seton Hall (7-28)
FT Att:	10	vs. Florida State (7-10)
FT Made:	5	vs. Syracuse (5-11)
FT %:	45.5	vs. Syracuse (5-11)
Rebounds:	27	vs. Arizona
Assists:	9	vs. Duke, VT #1 & #2
Turnovers:	6	vs. Boston College
Blocks:	0	vs. BC, FSU, MD
Steals:	0	vs. Seton Hall
Fouls:	15	vs. Syracuse, Elon

OPPONENT

Points:	52	by Northwestern (94-52)
FG Att:	50	by Drexel (21-50), Florida State (22-50)
FG Made:	17	by Longwood (17-60)
FG %:	28.3	by Longwood (17-60)
3-FG Att:	14	by Virginia Tech #2 (3-14)
3-FG Made:	3	by Virginia Tech #2 (3-14)
3-FG %:	21.4	by Virginia Tech #2 (3-14)
FT Att:	6	by Howard (4-6)
FT Made:	4	by Howard (4-6), Northwestern (4-15)
FT %:	26.7	by Northwestern (4-15)
Rebounds:	23	by Howard
Assists:	9	by Seton Hall, Virginia Tech #2
Turnovers:	6	by Seton Hall
Blocks:	0	by Northwestern, Elon
Steals:	1	by Boston College
Fouls:	13	by Howard

(1) - Min. 5 made; (2) Min. 3 made

The Cavaliers' Record in 2007-08 when UVa...

leads at halftime	10-4
trails at halftime	0-5
tied at halftime	1-0
goes into overtime.....	0-3
leads by 10 or more points	11-3
trails by 10 or more points	0-6
shoots 50% or better.....	4-0
shoots less than 50%.....	7-9
shoots less than 45%.....	5-8
shoots less than 40 %.....	1-5
opponent shoots 50% or better.....	0-4
opponent shoots less than 50%	11-5
opponent shoots less than 45%	9-5
opponent shoots less than 40%	5-3
has higher FG% than opponent.....	10-1
has lower FG% than opponent.....	1-8
has same FG% as opponent	0-0
outrounds its opponent	10-4
is outrebounded by opponent.....	0-5
has same rebounds as opponent	1-0
has more offensive rebounds than opponent.....	8-6
has fewer offensive rebounds than opponent	3-2
has same offensive rebounds as opponent.....	0-1
has fewer turnovers than opponent	5-4
has more turnovers than opponent	6-5
has same turnovers as opponent	0-0
has fewer than 10 turnovers.....	2-0
opponent has fewer than 10 turnovers	0-2
shoots more FTs than opponent.....	9-2
shoots fewer FTs than opponent.....	2-6
shoots the same FTs as opponent.....	0-1
has game decided by 10 points or less	2-6
has game decided by 5 points or less	1-3
scores <60 points	0-0
scores 60-69 points.....	0-6
scores 70-79 points.....	5-2
scores 80-89 points.....	1-1
scores 90+ points	5-0
allows <60 points	5-0
allows 60-69 points.....	2-1
allows 70-79 points.....	3-4
allows 80-89 points.....	1-2
allows 90+ points	0-2

Virginia in its 11 wins

UVa's field goal percentage	47.2 (315-668)
UVa's free throw percentage	72.8 (190-261)
UVa's 3-point field goal percentage.....	42.9 (111-259)
UVa's offensive rebounds/game	14.5 (159)
UVa's rebounds/game.....	44.3 (487)
UVa's rebound margin/game	+14.5 (44.3-29.8)
UVa's assists/game	16.5 (181)
UVa's turnovers/game.....	15.8 (174)
UVa's points/game	84.6 (931)
Opponent's field goal percentage	39.3 (252-641)
Opponent's points/game	64.6 (711)
Opponent's turnovers/game.....	15.5 (170)
Opponent's free throw attempts/game.....	18.6 (205)

Virginia in its 9 losses

UVa's field goal percentage	39.1 (218-557)
UVa's free throw percentage	67.1 (112-167)
UVa's 3-point field goal percentage.....	32.6 (73-224)
UVa's offensive rebounds/game	13.6 (122)
UVa's rebounds/game.....	37.1 (334)
UVa's rebound margin/game	-0.8 (37.1-37.9)
UVa's assists/game	11.3 (102)
UVa's turnovers/game.....	14.0 (126)
UVa's points/game	69.0 (621)
Opponent's field goal percentage	45.8 (251-548)
Opponent's points/game	80.8 (727)
Opponent's turnovers/game.....	12.0 (108)
Opponent's free throw attempts/game.....	23.2 (209)

The Automated ScoreBook
 Virginia Season Schedule/Results & Leaders (as of Feb 02, 2008)
 All games

RECORD:	OVERALL	HOME	AWAY	NEUTRAL
ALL GAMES.....	(11-9)	(9-3)	(2-5)	(0-1)
CONFERENCE.....	(1-6)	(1-2)	(0-4)	(0-0)
NON-CONFERENCE.....	(10-3)	(8-1)	(2-1)	(0-1)

DATE	TIME	OPPONENT		SCORE	ATTEND	HIGH POINTS	HIGH REBOUNDS
11/11/07	2 p.m.	VERMONT	W	90-72	11893	(19)Adrian Joseph (19)Sean Singletary	(8)Mamadi Diane
11/14/07	7 p.m.	HOWARD	W	92-53	11162	(23)Sean Singletary	(8)Calvin Baker
11/17/07	8:30 p.m. MT	at Arizona	W	75-72	14602	(24)Sean Singletary	(6)Laurynas Mikalauskas
11/20/07	8 p.m.	DREXEL	W	72-58	10975	(24)Sean Singletary	(11)Adrian Joseph
11/23/07	9:30	at Penn	W	100-85		(23)Adrian Joseph	(13)Mike Scott
11/24/07	9:40 p.m.	vs Seton Hall	L	60-74	3871	(23)Sean Singletary	(16)Adrian Joseph
11/27/07	7 p.m.	NORTHWESTERN	W	94-52	12609	(22)Mamadi Diane	(7)Mamadi Diane
12/05/07	7:30 p.m.	SYRACUSE	L	68-70	13603	(19)Adrian Joseph	(13)Adrian Joseph
12/07/07	7 p.m.	LONGWOOD	W	76-57	11366	(21)Sean Singletary	(11)Mike Scott
12/19/07	7 p.m.	HAMPTON	W	79-65	10516	(19)Adrian Joseph	(9)Jerome Meyinsse
12/22/07	2 p.m.	ELON	W	91-61	11626	(20)Sean Singletary	(9)Mike Scott
12/30/07	3 p.m.	HARTFORD	W	78-70	11647	(20)Mamadi Diane	(12)Adrian Joseph
01/03/08	8:00 PM	at Xavier	L	70-108	10073	(14)Sean Singletary	(6)Mike Scott
01/13/08	8:08 PM	* at Duke	L	65-87	9314	(18)Sean Singletary	(9)Adrian Joseph
01/16/08	7 p.m.	* VIRGINIA TECH		69-70	LOT 14433	(34)Sean Singletary	(10)Sean Singletary
01/19/08	8 p.m.	* BOSTON COLLEGE	W	84-66	14039	(20)Mamadi Diane	(8)Ryan Pettinella
01/23/08	7:00 pm	* at Florida State	L	67-69	7314	(21)Mamadi Diane	(8)Adrian Joseph
01/27/08	4:30 p.m.	* GEORGIA TECH		82-92	LOT 14138	(16)Calvin Baker (16)Mamadi Diane	(9)Mike Scott (9)Adrian Joseph
1/30/08	7:00 p.m.	* at Maryland	L	75-85	17950	(23)Sean Singletary	(12)Mike Scott
02/02/08	1:00 PM	* at Virginia Tech		65-72	LOT 9847	(26)Sean Singletary	(8)Adrian Joseph

* = Conference game

ATTENDANCE SUMMARY	GAMES	TOTALS	AVG/GAME
HOME.....	12	148007	12334
AWAY.....	7	69100	9871
NEUTRAL.....	1	3871	3871
TOTAL.....	20	220978	11049

The Automated ScoreBook
 Virginia Game-by-Game Points-Rebounds-Assists (as of Feb 02, 2008)
 All games

Opponent	Date	Score	01	02	04	11	12	13	21	22	24
-----	----	-----	-----	-----	-----	-----	-----	-----	-----	-----	-----
			WL JONES,JEF	FARRAKHAN BAKER,CAL	MIKALOUSK	TUCKER,JA	ZEGLINSKI	SOROYE,TU	SHERRILL, DIANE,MAM		
VERMONT	11/11/07	90-72	W 8- 6- 1	0- 0- 0	11- 1- 0	8- 4- 0	5- 2- 0	0- 1- 1	DNP	DNP	10- 8- 1
HOWARD	11/14/07	92-53	W 10- 3- 2	4- 2- 1	11- 8- 5	5- 1- 0	0- 0- 0	2- 1- 5	DNP	2- 0- 0	14- 2- 1
at Arizona	11/17/07	75-72	W 15- 1- 0	0- 0- 0	5- 0- 4	6- 6- 0	12- 4- 0	DNP	DNP	DNP	9- 1- 1
DREXEL	11/20/07	72-58	W 2- 2- 0	0- 2- 0	11- 1- 1	1- 1- 1	7- 4- 0	0- 1- 3	DNP	DNP	11- 2- 0
at Penn	11/23/07	100-85	W 2- 0- 1	0- 2- 0	6- 1- 5	8- 2- 1	8- 3- 0	0- 2- 2	DNP	2- 0- 0	13- 4- 1
vs Seton Hall	11/24/07	60-74	L 4- 2- 0	DNP	9- 3- 1	3- 3- 1	0- 0- 0	0- 1- 0	DNP	DNP	12- 8- 2
NORTHWESTERN	11/27/07	94-52	W 8- 5- 2	2- 1- 0	16- 2- 1	7- 6- 0	3- 1- 2	2- 2- 2	DNP	0- 0- 0	22- 7- 3
SYRACUSE	12/05/07	68-70	L 4- 1- 1	DNP	8- 1- 1	3- 1- 0	DNP	3- 1- 0	DNP	DNP	10- 2- 0
LONGWOOD	12/07/07	76-57	W 0- 3- 0	0- 0- 0	11- 3- 2	4- 2- 0	0- 0- 1	0- 0- 2	DNP	3- 0- 0	11- 4- 1
HAMPTON	12/19/07	79-65	W 6- 2- 2	2- 0- 1	6- 4- 2	DNP	8- 6- 1	DNP	DNP	DNP	0- 1- 3
ELON	12/22/07	91-61	W 10- 4- 0	2- 0- 0	7- 3- 6	DNP	2- 4- 1	DNP	DNP	0- 1- 1	9- 0- 1
HARTFORD	12/30/07	78-70	W 8- 1- 0	0- 1- 1	12- 4- 4	DNP	DNP	DNP	1- 2- 0	DNP	20- 9- 2
at Xavier	01/03/08	70-108	L 2- 1- 0	3- 1- 0	7- 2- 3	DNP	2- 1- 0	DNP	0- 1- 0	0- 2- 0	7- 2- 1
at Duke	01/13/08	65-87	L 0- 1- 0	0- 0- 0	13- 4- 2	DNP	9- 5- 1	DNP	DNP	DNP	11- 6- 1
VIRGINIA TECH	01/16/08	69-70	OL 2- 1- 0	DNP	5- 0- 3	DNP	0- 3- 1	DNP	DNP	DNP	8- 9- 2
BOSTON COLLEGE	01/19/08	84-66	W 2- 1- 0	DNP	15- 4- 1	DNP	3- 7- 2	DNP	DNP	DNP	20- 5- 2
at Florida State	01/23/08	67-69	L 0- 0- 0	DNP	7- 0- 3	DNP	0- 1- 0	DNP	DNP	DNP	21- 5- 0
GEORGIA TECH	01/27/08	82-92	OL 0- 0- 1	3- 1- 1	16- 4- 1	DNP	13- 3- 0	DNP	DNP	DNP	16- 8- 0
at Maryland	1/30/08	75-85	L 0- 1- 1	1- 4- 0	17- 1- 1	DNP	0- 0- 0	DNP	DNP	DNP	16- 3- 4
at Virginia Tech	02/02/08	65-72	OL 0- 1- 0	0- 0- 0	0- 2- 4	DNP	10- 5- 0	DNP	DNP	DNP	8- 4- 0

Opponent	Date	Score	30	31	32	34	43	44	45	55
-----	----	-----	-----	-----	-----	-----	-----	-----	-----	-----
			WL JOSEPH,AD	BURNS,AND	SCOTT,MIK	PETTINELL	HARRIS,WI	SINGLESTAR	TAT,SOLOM	MEYINSSSE,
VERMONT	11/11/07	90-72	W 19- 6- 3	0- 2- 0	2- 1- 0	4- 5- 2	0- 0- 0	19- 5- 6	DNP	4- 2- 0
HOWARD	11/14/07	92-53	W 5- 5- 1	0- 0- 0	7- 6- 1	5- 5- 0	2- 6- 0	23- 4- 8	DNP	2- 1- 0
at Arizona	11/17/07	75-72	W 4- 3- 1	DNP	DNP	0- 4- 0	0- 0- 0	24- 4- 8	DNP	DNP
DREXEL	11/20/07	72-58	W 11-11- 1	DNP	5- 5- 0	0- 4- 0	DNP	24- 7- 5	DNP	0- 1- 0
at Penn	11/23/07	100-85	W 23-11- 0	0- 1- 1	10-13- 1	6- 2- 0	6- 3- 1	16- 2- 4	DNP	0- 1- 0
vs Seton Hall	11/24/07	60-74	L 6-16- 1	DNP	1- 4- 0	0- 2- 0	2- 1- 0	23- 7- 7	DNP	DNP
NORTHWESTERN	11/27/07	94-52	W 8- 5- 0	2- 0- 0	8- 4- 0	0- 2- 0	0- 4- 0	14- 2-10	DNP	2- 1- 0
SYRACUSE	12/05/07	68-70	L 19-13- 2	DNP	4- 6- 0	0- 1- 0	7- 2- 0	10- 5- 9	DNP	DNP
LONGWOOD	12/07/07	76-57	W 13-10- 1	0- 0- 1	9-11- 1	DNP	4- 8- 0	21- 2- 8	DNP	0- 3- 0
HAMPTON	12/19/07	79-65	W 19- 3- 1	DNP	15- 6- 0	DNP	2- 3- 1	12- 4- 4	DNP	9- 9- 1
ELON	12/22/07	91-61	W 16- 2- 2	0- 0- 0	6- 9- 0	DNP	7- 5- 0	20- 5- 8	DNP	12- 2- 1
HARTFORD	12/30/07	78-70	W 15-12- 0	DNP	5- 4- 1	0- 0- 0	2- 1- 0	12- 4- 4	0- 0- 1	3- 7- 0
at Xavier	01/03/08	70-108	L 6- 3- 2	1- 1- 0	10- 6- 0	0- 0- 0	6- 4- 0	14- 3- 7	12- 2- 1	0- 0- 0
at Duke	01/13/08	65-87	L 3- 9- 1	DNP	2- 3- 0	9- 2- 0	0- 0- 0	18- 0- 4	0- 2- 0	0- 1- 0
VIRGINIA TECH	01/16/08	69-70	OL 11- 8- 0	DNP	3- 5- 0	6- 2- 0	DNP	34-10- 3	0- 0- 0	0- 1- 0
BOSTON COLLEGE	01/19/08	84-66	W 17- 5- 0	DNP	2- 3- 0	4- 8- 0	DNP	19- 2-10	DNP	2- 3- 0
at Florida State	01/23/08	67-69	L 17- 8- 1	DNP	5- 3- 0	2- 3- 0	0- 1- 0	11- 3- 7	0- 0- 0	4- 3- 0
GEORGIA TECH	01/27/08	82-92	OL 13- 9- 3	DNP	9- 9- 0	1- 2- 0	DNP	11- 4- 8	0- 0- 0	0- 1- 0
at Maryland	1/30/08	75-85	L 2- 3- 0	DNP	6-12- 1	2- 0- 0	3- 0- 1	23- 0- 3	3- 2- 0	2- 0- 0
at Virginia Tech	02/02/08	65-72	OL 8- 8- 3	DNP	9- 3- 0	4- 1- 0	DNP	26- 5- 2	DNP	0- 0- 0

The Automated ScoreBook
 Virginia Team Game-by-Game Comparison (as of Feb 02, 2008)
 All games

Opponent	1st	2nd	Score	Mar	Total FG	FG Pct	3-Pointers	3FG Pct	Free Throws	FT Pct	Rebounds	Assist	TOver	Block	Steal	Fouls
-----	--/--	--/--	---/--	---	-----	-----	-----	-----	-----	-----	-----	-----	-----	-----	-----	-----
VERMONT.....	46/32	44/40	90-72	+18	29-53/27-65	.547/.415	9-19/ 4-17	.474/.235	23-34/14-17	.676/.824	46/25 +21	14/11	18/10	4/3	5/9	19/23
HOWARD.....	41/26	51/27	92-53	+39	37-75/21-51	.493/.412	12-29/ 7-21	.414/.333	6-13/ 4-6	.462/.667	48/23 +25	24/16	12/19	2/1	10/6	16/13
Arizona.....	42/31	33/41	75-72	+3	25-49/26-54	.510/.481	12-21/ 8-17	.571/.471	13-15/12-14	.867/.857	27/26 +1	14/20	18/17	3/3	4/7	20/16
DREXEL.....	31/25	41/33	72-58	+14	23-60/21-50	.383/.420	8-16/ 6-18	.500/.333	18-22/10-15	.818/.667	44/27 +17	11/10	16/17	1/2	5/5	16/17
Penn.....	50/35	50/50	100-85	+15	34-72/26-56	.472/.464	10-24/ 6-21	.417/.286	22-30/27-40	.733/.675	56/26 +30	17/20	21/16	4/3	12/6	30/23
Seton Hall.....	29/40	31/34	60-74	(14)	20-61/25-69	.328/.362	7-28/ 7-23	.250/.304	13-18/17-25	.722/.680	50/43 +7	12/9	16/6	4/3	0/8	21/16
NORTHWESTERN.....	54/29	40/23	94-52	+42	32-62/20-56	.516/.357	16-32/ 8-29	.500/.276	14-16/ 4-15	.875/.267	43/28 +15	20/11	13/16	3/0	8/6	18/17
SYRACUSE.....	36/29	32/41	68-70	(2)	26-64/26-59	.406/.441	11-32/ 8-21	.344/.381	5-11/10-11	.455/.909	36/39 (3)	13/14	13/15	2/4	6/8	15/15
LONGWOOD.....	29/22	47/35	76-57	+19	25-56/17-60	.446/.283	9-23/10-26	.391/.385	17-25/13-18	.680/.722	49/31 +18	17/11	21/17	2/1	4/7	18/23
HAMPTON.....	36/32	43/33	79-65	+14	25-56/23-63	.446/.365	9-22/ 6-20	.409/.300	20-25/13-22	.800/.591	42/32 +10	16/11	21/12	2/3	3/8	23/21
ELON.....	47/34	44/27	91-61	+30	32-64/22-54	.500/.407	7-24/ 8-24	.292/.333	20-27/ 9-13	.741/.692	38/27 +11	20/12	9/20	1/0	8/2	15/22
HARTFORD.....	41/28	37/42	78-70	+8	24-54/25-70	.444/.357	10-23/10-39	.435/.256	20-33/10-21	.606/.476	51/40 +11	13/14	19/12	5/1	8/11	20/26
Xavier.....	30/61	40/47	70-108	(38)	22-58/37-58	.379/.638	6-18/16-26	.333/.615	20-29/18-21	.690/.857	30/32 (2)	14/27	12/13	3/5	6/6	22/22
Duke.....	31/43	34/44	65-87	(22)	25-59/34-67	.424/.507	4-14/11-31	.286/.355	11-16/ 8-12	.688/.667	34/35 (1)	9/21	18/11	2/3	3/12	17/17
VIRGINIA TECH.....	38/34	25/29	69-70	(1)	24-63/25-70	.381/.357	9-25/ 8-30	.360/.267	12-18/12-21	.667/.571	39/47 (8)	9/12	14/15	2/3	6/4	20/17
BOSTON COLLEGE.....	35/35	49/31	84-66	+18	29-67/24-62	.433/.387	9-26/ 7-24	.346/.292	17-21/11-24	.810/.458	43/43 -	15/10	6/14	0/6	9/1	19/17
Florida State.....	28/31	39/38	67-69	(2)	25-60/22-50	.417/.440	10-29/ 8-21	.345/.381	7-10/17-24	.700/.708	33/32 +1	11/10	15/17	0/5	8/11	22/14
GEORGIA TECH.....	48/38	28/38	82-92	(10)	29-78/33-65	.372/.508	12-36/ 9-22	.333/.409	12-20/17-29	.600/.586	48/40 +8	14/20	12/10	1/6	4/3	26/19
Maryland.....	33/43	42/42	75-85	(10)	28-61/27-52	.459/.519	6-21/ 8-24	.286/.333	13-16/23-28	.813/.821	31/30 +1	11/18	11/9	0/5	4/2	23/16
Virginia Tech.....	26/25	28/29	65-72	(7)	19-53/22-56	.358/.393	8-21/ 3-14	.381/.214	19-29/25-38	.655/.658	33/43 (10)	9/9	15/12	2/4	5/4	30/24

Note: Game totals are displayed in the format TEAM/OPPONENT for each category

The Automated ScoreBook
Virginia Game-by-Game Highs (as of Feb 02, 2008)
All games

Opponent	Date	Score	WL	POINTS	REBOUNDS	ASSISTS	STEALS	BLOCKED SHOTS
VERMONT	11/11/07	90-72	W	19-Sean Singleta Adrian Joseph	8-Mamadi Diane	6-Sean Singleta	4-Sean Singleta	2-Jamil Tucker
HOWARD	11/14/07	92-53	W	23-Sean Singleta	8-Calvin Baker	8-Sean Singleta	3-Jeff Jones	1-Jeff Jones Ryan Pettinel
at Arizona	11/17/07	75-72	W	24-Sean Singleta	6-Laurynas Mika	8-Sean Singleta	1-Adrian Joseph Laurynas Mika Ryan Pettinel Sean Singleta	3-Mamadi Diane
DREXEL	11/20/07	72-58	W	24-Sean Singleta	11-Adrian Joseph	5-Sean Singleta	2-Sean Singleta	1-Jeff Jones
at Penn	11/23/07	100-85	W	23-Adrian Joseph	13-Mike Scott	5-Calvin Baker	3-Sammy Zeglins Mike Scott	1-Laurynas Mika Adrian Joseph Mamadi Diane Ryan Pettinel
vs Seton Hall	11/24/07	60-74	L	23-Sean Singleta	16-Adrian Joseph	7-Sean Singleta	None	2-Mamadi Diane
NORTHWESTERN	11/27/07	94-52	W	22-Mamadi Diane	7-Mamadi Diane	10-Sean Singleta	3-Adrian Joseph	1-Sammy Zeglins Adrian Joseph Mamadi Diane
SYRACUSE	12/05/07	68-70	L	19-Adrian Joseph	13-Adrian Joseph	9-Sean Singleta	2-Calvin Baker Sean Singleta	1-Mike Scott Mamadi Diane
LONGWOOD	12/07/07	76-57	W	21-Sean Singleta	11-Mike Scott	8-Sean Singleta	1-Mike Scott Jeff Jones Will Harris Calvin Baker	1-Mamadi Diane Adrian Joseph
HAMPTON	12/19/07	79-65	W	19-Adrian Joseph	9-Jerome Meyins	4-Sean Singleta	2-Adrian Joseph	2-Jamil Tucker
ELON	12/22/07	91-61	W	20-Sean Singleta	9-Mike Scott	8-Sean Singleta	3-Sean Singleta	1-Mike Scott
HARTFORD	12/30/07	78-70	W	20-Mamadi Diane	12-Adrian Joseph	4-Sean Singleta Calvin Baker	3-Mamadi Diane	2-Mamadi Diane Adrian Joseph
at Xavier	01/03/08	70-108	L	14-Sean Singleta	6-Mike Scott	7-Sean Singleta	2-Calvin Baker	2-Mike Scott
at Duke	01/13/08	65-87	L	18-Sean Singleta	9-Adrian Joseph	4-Sean Singleta	1-Mike Scott Solomon Tat Calvin Baker	1-Jamil Tucker Mike Scott
VIRGINIA TECH	01/16/08	69-70	OL	34-Sean Singleta	10-Sean Singleta	3-Calvin Baker Sean Singleta	3-Sean Singleta	2-Jamil Tucker
BOSTON COLLEGE	01/19/08	84-66	W	20-Mamadi Diane	8-Ryan Pettinel	10-Sean Singleta	6-Sean Singleta	None
at Florida State	01/23/08	67-69	L	21-Mamadi Diane	8-Adrian Joseph	7-Sean Singleta	2-Calvin Baker	None
GEORGIA TECH	01/27/08	82-92	OL	16-Mamadi Diane Calvin Baker	9-Adrian Joseph Mike Scott	8-Sean Singleta	3-Sean Singleta	1-Mamadi Diane
at Maryland	1/30/08	75-85	L	23-Sean Singleta	12-Mike Scott	4-Mamadi Diane	2-Calvin Baker	None
at Virginia Tech	02/02/08	65-72	OL	26-Sean Singleta	8-Adrian Joseph	4-Calvin Baker	1-Calvin Baker Mike Scott Adrian Joseph Jeff Jones Sean Singleta	1-Mamadi Diane Adrian Joseph

The Automated ScoreBook
 Virginia Team Game-by-Game (as of Feb 02, 2008)
 All games

TEAM STATISTICS

Opponent	Date	Score	W/L	---TOTAL---		--3-PTRS--		FT-FTA		Pct		----REBOUNDS----				PF		A		TO		Blk		Stl		Pts---Avg	
				FG-FGA	Pct	3FG-FGA	Pct	Off	Def	Tot	Avg	PF	A	TO	Blk	Stl	Pts	Avg									
VERMONT	11/11/07	90-72	W	29-53	.547	9-19	.474	23-34	.676	12	34	46	46.0	19	14	18	4	5	90	90.0							
HOWARD	11/14/07	92-53	W	37-75	.493	12-29	.414	6-13	.462	21	27	48	47.0	16	24	12	2	10	92	91.0							
at Arizona	11/17/07	75-72	W	25-49	.510	12-21	.571	13-15	.867	7	20	27	40.3	20	14	18	3	4	75	85.7							
DREXEL	11/20/07	72-58	W	23-60	.383	8-16	.500	18-22	.818	17	27	44	41.2	16	11	16	1	5	72	82.2							
at Penn	11/23/07	100-85	W	34-72	.472	10-24	.417	22-30	.733	25	31	56	44.2	30	17	21	4	12	100	85.8							
vs Seton Hall	11/24/07	60-74	L	20-61	.328	7-28	.250	13-18	.722	20	30	50	45.2	21	12	16	4	0	60	81.5							
NORTHWESTERN	11/27/07	94-52	W	32-62	.516	16-32	.500	14-16	.875	10	33	43	44.9	18	20	13	3	8	94	83.3							
SYRACUSE	12/05/07	68-70	L	26-64	.406	11-32	.344	5-11	.455	13	23	36	43.8	15	13	13	2	6	68	81.4							
LONGWOOD	12/07/07	76-57	W	25-56	.446	9-23	.391	17-25	.680	13	36	49	44.3	18	17	21	2	4	76	80.8							
HAMPTON	12/19/07	79-65	W	25-56	.446	9-22	.409	20-25	.800	14	28	42	44.1	23	16	21	2	3	79	80.6							
ELON	12/22/07	91-61	W	32-64	.500	7-24	.292	20-27	.741	12	26	38	43.5	15	20	9	1	8	91	81.5							
HARTFORD	12/30/07	78-70	W	24-54	.444	10-23	.435	20-33	.606	15	36	51	44.2	20	13	19	5	8	78	81.2							
at Xavier	01/03/08	70-108	L	22-58	.379	6-18	.333	20-29	.690	15	15	30	43.1	22	14	12	3	6	70	80.4							
at Duke	01/13/08	65-87	L	25-59	.424	4-14	.286	11-16	.688	12	22	34	42.4	17	9	18	2	3	65	79.3							
VIRGINIA TECH	01/16/08	69-70	Lot	24-63	.381	9-25	.360	12-18	.667	9	30	39	42.2	20	9	14	2	6	69	78.6							
BOSTON COLLEGE	01/19/08	84-66	W	29-67	.433	9-26	.346	17-21	.810	13	30	43	42.2	19	15	6	0	9	84	78.9							
at Florida State	01/23/08	67-69	L	25-60	.417	10-29	.345	7-10	.700	14	19	33	41.7	22	11	15	0	8	67	78.2							
GEORGIA TECH	01/27/08	82-92	Lot	29-78	.372	12-36	.333	12-20	.600	18	30	48	42.1	26	14	12	1	4	82	78.4							
at Maryland	1/30/08	75-85	L	28-61	.459	6-21	.286	13-16	.813	12	19	31	41.5	23	11	11	0	4	75	78.3							
at Virginia Tech	02/02/08	65-72	Lot	19-53	.358	8-21	.381	19-29	.655	9	24	33	41.0	30	9	15	2	5	65	77.6							
Virginia		1552		533-1225	.435	184-483	.381	302-428	.706	281	540	821	41.0	410	283	300	43	118	1552	77.6							
Opponents		1438		503-1187	.424	158-468	.338	274-414	.662	210	459	669	33.5	378	286	278	61	126	1438	71.9							

Games played: 20
 Points/game: 77.6
 FG Pct: 43.5
 3FG Pct: 38.1
 FT Pct: 70.6

Rebounds/game: 41.0
 Assists/game: 14.2
 Turnovers/game: 15.0
 Assist/turnover ratio: 0.9
 Steals/game: 5.9
 Blocks/game: 2.2

The Automated ScoreBook
 Virginia Overall Team Statistics (as of Feb 02, 2008)
 All games

TEAM STATISTICS	VA	OPP		

SCORING.....	1552	1438		
Points per game.....	77.6	71.9		
Scoring margin.....	+5.7	-		
FIELD GOALS-ATT.....	533-1225	503-1187		
Field goal pct.....	.435	.424		
3 POINT FG-ATT.....	184-483	158-468		
3-point FG pct.....	.381	.338		
3-pt FG made per game..	9.2	7.9		
FREE THROWS-ATT.....	302-428	274-414		
Free throw pct.....	.706	.662		
REBOUNDS.....	821	669		
Rebounds per game.....	41.0	33.5		
Rebounding margin.....	+7.6	-		
ASSISTS.....	283	286		
Assists per game.....	14.2	14.3		
TURNOVERS.....	300	278		
Turnovers per game.....	15.0	13.9		
Turnover margin.....	-1.1	-		
Assist/turnover ratio..	0.9	1.0		
STEALS.....	118	126		
Steals per game.....	5.9	6.3		
BLOCKS.....	43	61		
Blocks per game.....	2.2	3.1		
WINNING STREAK.....	0	-		
Home win streak.....	0	-		
ATTENDANCE.....	148007	72971		
Home games-Avg/Game....	12-12334	7-9871		
Neutral site-Avg/Game..	-	1-3871		
SCORE BY PERIODS:	1st	2nd	OT	Total
-----	----	----	----	----
Virginia.....	751	778	23 -	1552
Opponents.....	673	724	41 -	1438

The Automated ScoreBook
Virginia Season Box Score (as of Feb 02, 2008)
All games

RECORD:	OVERALL	HOME	AWAY	NEUTRAL
ALL GAMES.....	(11-9)	(9-3)	(2-5)	(0-1)
CONFERENCE.....	(1-6)	(1-2)	(0-4)	(0-0)
NON-CONFERENCE.....	(10-3)	(8-1)	(2-1)	(0-1)

## Player	GP-GS	Min--Avg	---TOTAL---		---3-PTS---		FT-FTA	Pct	----REBOUNDS----				PF	FO	A	TO	Blk	Stl	Pts	Avg
			FG-FGA	Pct	3FG-FGA	Pct			Off	Def	Tot	Avg								
44 Sean Singletary....	20-20	676 33.8	115-277	.415	36-96	.375	108-129	.837	20	58	78	3.9	58	1	125	85	0	34	374	18.7
Conference-Only..	7-7	260 37.1	49-109	.450	12-35	.343	32-38	.842	6	18	24	3.4	26	1	37	23	0	14	142	20.3
24 Mamadi Diane.....	20-20	603 30.2	81-187	.433	44-100	.440	42-62	.677	30	60	90	4.5	46	0	26	33	13	12	248	12.4
Conference-Only..	7-7	253 36.1	31-86	.360	16-45	.356	22-33	.667	17	23	40	5.7	19	0	9	12	2	3	100	14.3
30 Adrian Joseph.....	20-20	567 28.4	84-198	.424	43-115	.374	24-30	.800	42	108	150	7.5	26	0	23	30	8	16	235	11.8
Conference-Only..	7-7	224 32.0	26-65	.400	11-36	.306	8-9	.889	14	36	50	7.1	8	0	8	7	1	4	71	10.1
04 Calvin Baker.....	20-7	516 25.8	72-160	.450	32-74	.432	17-29	.586	11	37	48	2.4	39	0	50	33	0	16	193	9.7
Conference-Only..	7-7	217 31.0	28-67	.418	11-27	.407	6-10	.600	4	11	15	2.1	14	0	15	12	0	9	73	10.4
32 Mike Scott.....	19-11	319 16.8	38-85	.447	1-2	.500	41-53	.774	48	65	113	5.9	41	1	5	14	5	13	118	6.2
Conference-Only..	7-0	123 17.6	12-35	.343	0-0	.000	12-17	.706	16	22	38	5.4	20	1	1	9	1	3	36	5.1
11 Laurynas Mikalauska	9-1	141 15.7	16-25	.640	0-0	.000	13-22	.591	11	15	26	2.9	19	0	3	1	1	2	45	5.0
Conference-Only..	0-0	0 0.0	0-0	.000	0-0	.000	0-0	.000	0	0	0	0.0	0	0	0	0	0	0	0	0.0
12 Jamil Tucker.....	18-0	232 12.9	29-64	.453	15-40	.375	9-10	.900	9	40	49	2.7	36	0	9	13	9	2	82	4.6
Conference-Only..	7-0	92 13.1	13-31	.419	7-19	.368	2-3	.667	6	18	24	3.4	10	0	4	6	3	1	35	5.0
01 Jeff Jones.....	20-13	275 13.8	29-79	.367	5-23	.217	20-28	.714	8	28	36	1.8	30	0	11	30	3	7	83	4.2
Conference-Only..	7-0	58 8.3	1-11	.091	0-3	.000	2-3	.667	2	3	5	0.7	10	0	2	9	0	2	4	0.6
43 Will Harris.....	15-0	135 9.0	14-35	.400	4-9	.444	9-15	.600	14	24	38	2.5	12	0	3	12	0	3	41	2.7
Conference-Only..	3-0	14 4.7	1-3	.333	0-1	.000	1-2	.500	0	1	1	0.3	2	0	1	2	0	0	3	1.0
34 Ryan Pettinella....	17-8	225 13.2	19-30	.633	0-0	.000	5-18	.278	20	23	43	2.5	49	2	2	13	2	2	43	2.5
Conference-Only..	7-0	130 18.6	12-17	.706	0-0	.000	4-8	.500	4	14	18	2.6	29	2	0	7	0	0	28	4.0
55 Jerome Meynsse....	17-0	144 8.5	18-24	.750	0-0	.000	4-10	.400	13	23	36	2.1	29	0	2	7	1	3	40	2.4
Conference-Only..	7-0	47 6.7	4-5	.800	0-0	.000	0-2	.000	2	7	9	1.3	15	0	0	0	0	1	8	1.1
45 Solomon Tat.....	7-0	51 7.3	4-8	.500	0-1	.000	7-11	.636	3	3	6	0.9	3	0	2	5	0	2	15	2.1
Conference-Only..	5-0	30 6.0	1-4	.250	0-1	.000	1-2	.500	1	3	4	0.8	2	0	0	3	0	2	3	0.6
22 Will Sherrill.....	6-0	11 1.8	3-3	1.000	1-1	1.000	0-0	.000	1	2	3	0.5	3	0	1	0	0	1	7	1.2
Conference-Only..	0-0	0 0.0	0-0	.000	0-0	.000	0-0	.000	0	0	0	0.0	0	0	0	0	0	0	0	0.0
02 Mustapha Farrakhan.	15-0	91 6.1	7-32	.219	2-14	.143	1-5	.200	3	11	14	0.9	6	0	4	9	0	2	17	1.1
Conference-Only..	4-0	27 6.8	1-8	.125	1-5	.200	1-3	.333	1	4	5	1.3	2	0	1	1	0	0	4	1.0
13 Sammy Zeglinski....	8-0	62 7.8	3-12	.250	1-7	.143	0-2	.000	3	6	9	1.1	8	0	15	9	1	3	7	0.9
Conference-Only..	0-0	0 0.0	0-0	.000	0-0	.000	0-0	.000	0	0	0	0.0	0	0	0	0	0	0	0	0.0
21 Tunji Soroye.....	2-0	8 4.0	0-1	.000	0-0	.000	1-2	.500	2	1	3	1.5	2	0	0	2	0	0	1	0.5
Conference-Only..	0-0	0 0.0	0-0	.000	0-0	.000	0-0	.000	0	0	0	0.0	0	0	0	0	0	0	0	0.0
31 Andy Burns.....	7-0	19 2.7	1-5	.200	0-1	.000	1-2	.500	2	2	4	0.6	3	0	2	2	0	0	3	0.4
Conference-Only..	0-0	0 0.0	0-0	.000	0-0	.000	0-0	.000	0	0	0	0.0	0	0	0	0	0	0	0	0.0
TEAM.....									41	34	75	3.8				2				
Conference-Only..									14	14	28	4.0				0				
Total.....	20	4075	533-1225	.435	184-483	.381	302-428	.706	281	540	821	41.0	410	4	283	300	43	118	1552	77.6
Conference-Only..	7	1475	179-441	.406	58-172	.337	91-130	.700	87	174	261	37.3	157	4	78	91	7	39	507	72.4
Opponents.....	20	4075	503-1187	.424	158-468	.338	274-414	.662	210	459	669	33.5	378	-	286	278	61	126	1438	71.9
Conference-Only..	7	1475	187-422	.443	54-166	.325	113-176	.642	87	183	270	38.6	124	1	100	88	32	37	541	77.3

SCORE BY PERIODS:	1st	2nd	OT	Total
-----	-----	-----	-----	-----
Virginia.....	751	778	23	- 1552
Opponents.....	673	724	41	- 1438

DEADBALL REBOUNDS:	OFF	DEF	TOTAL
-----	-----	-----	-----
Virginia.....	63	11	74
Opponents.....	63	15	78