

VIRGINIA

2007-08 Men's Basketball



VIRGINIA vs. BRADLEY

JOHN PAUL JONES ARENA • Charlottesville, Va.

March 26, 2008

CBI Semifinal



TV: Fox College Sports

• John Sanders (play-by-play), John Griffin (analysis)

Radio: Virginia Sports Network

(originating at the Charlottesville Radio Group and WINA-AM/WWWV-FM)

• Mac McDonald (play-by-play), Jim Hobgood (analysis)

TONIGHT'S GAME:

- The Cavaliers host Bradley in the semifinals of the inaugural College Basketball Invitational
- The winner meets either Houston or Tulsa in the CBI championship series next week

ABOUT THE CAVALIERS (17-15, 5-11 ACC):

- The Cavaliers are the CBI East Region champion
- Virginia rallied from double-digit deficits to beat Richmond (66-64) and Old Dominion (80-76) to advance
- The Cavaliers have won six of their last nine games

ABOUT THE BRAVES (19-15, 9-9 MISSOURI VALLEY):

- Bradley is the CBI Midwest Region champion
- The Braves defeated Cincinnati (70-67) and Ohio (79-73) in their first two games of the tournament

SERIES HISTORY:

- Bradley leads the all-time series with Virginia 1-0 (Tonight's game is the first meeting in Charlottesville)
- The Braves won the only previous meeting between the schools 77-58 in Peoria during the 1946-47 season
- Dave Leitao has a 2-1 career record vs. Bradley (1-0 at Northeastern and 1-1 at DePaul)

POSTSEASON HISTORY:

- Virginia is making its 29th postseason appearance (16 NCAA, 12 NIT, 1 CBI)
- The Cavaliers have a 39-26 all-time postseason record (22-16 in NCAA, 15-10 in NIT, 2-0 in CBI)
- UVa has played in all three postseason tournaments in the first three years of the Dave Leitao era (2006 NIT, 2007 NCAA, 2008 CBI)

SCHEDULE/RESULTS

| | | |
|-----|--|--------------|
| N4 | CARSON-NEWMAN (EX) | W 124-65 |
| N11 | VERMONT [ACC Select] | W 90-72 |
| N14 | HOWARD [ACC Select] | W 92-53 |
| N17 | at #17 Arizona [FSN] | W 75-72 |
| N20 | DREXEL [CN8] | W 72-58 |
| N23 | at Penn % [CN8] | W 100-85 |
| N24 | vs. Seton Hall % [CN8] | L 60-74 |
| N27 | NORTHWESTERN ^ [ESPNU] | W 94-52 |
| D5 | SYRACUSE [ESPN2] | L 68-70 |
| D7 | LONGWOOD [ACC Select] | W 76-57 |
| D19 | HAMPTON [ACC Select] | W 79-65 |
| D22 | ELON [CSN] | W 91-61 |
| D30 | HARTFORD [ACC Select] | W 78-70 |
| J3 | at Xavier [CSTV] | L 70-108 |
| J13 | at #9 Duke * [FSN] | L 65-87 |
| J16 | VIRGINIA TECH * [ESPN] | L 69-70 (ot) |
| J19 | BOSTON COLLEGE * [Raycom ^(split)] | W 84-66 |
| J23 | at Florida State * [ACC Select] | L 67-69 |
| J27 | GEORGIA TECH * [FSN] | L 82-92 (ot) |
| J30 | at Maryland * [ESPN] | L 75-85 |
| F2 | at Virginia Tech * [Raycom] | L 65-72 (ot) |
| F7 | CLEMSON * [ESPN2] | L 51-82 |
| F9 | at Wake Forest * [ABC] | L 64-80 |
| F12 | #5 N. CAROLINA * [ESPN2/Raycom] | L 74-75 |
| F17 | at Boston College * [Raycom ^(split)] | W 79-74 |
| F21 | at Georgia Tech * [RSN] | ppd. |
| F24 | NC STATE * [FSN] | W 78-60 |
| M1 | at Miami * [Raycom ^(split)] | L 93-95 |
| M3 | at Georgia Tech * [RSN] | W 76-74 |
| M5 | #6 DUKE * [ESPN] | L 70-86 |
| M9 | MARYLAND * [FSN] | W 91-76 |
| M13 | vs. Georgia Tech & [ESPN2] | L 76-94 |
| M18 | RICHMOND @ [FCS] | W 66-64 |
| M24 | OLD DOMINION @ [FCS] | W 80-76 |
| M26 | BRADLEY @ [FCS] | 7 p.m. |

* ACC Game
 ^ Big Ten/ACC Challenge
 % Philly Hoop Group Classic (The Palestra, Philadelphia)
 & ACC Tournament (Charlotte, N.C.)
 @ CBI (College Basketball Invitational)

All Times Eastern

Rankings are Associated Press at time of the game

TV Abbreviations

CN8 Channel available on select Comcast cable systems
 CSN Comcast SportsNet - Mid Atlantic
 FSN Fox Sports Net
 RSN Regional Sports Networks
 FCS Fox College Sports

PROBABLE STARTERS/RESERVES

| No. | Pos. | Yr. | Player | PPG | RPG | APG | Notable |
|-----|------|-----|----------------------|------|-----|-----|---|
| 1 | G | Fr. | Jeff Jones | 4.2 | 1.7 | 0.5 | 15 pts (5-7 3FG) at Arizona |
| 30 | F | Sr. | Adrian Joseph | 9.8 | 5.8 | 0.8 | Five double-doubles this season |
| 32 | F | Fr. | Mike Scott | 5.7 | 5.3 | 0.5 | Double-double (11 pts, 12 rebs) at BC (2/17) |
| 34 | F/C | Sr. | Ryan Pettinella | 2.4 | 2.7 | 0.2 | Double-double (12 pts, 11 rebs) at Wake |
| 44 | G | Sr. | Sean Singletary | 19.9 | 3.9 | 6.1 | Career-high 41 points at Miami |
| 24 | G/F | Jr. | Mamadi Diane | 11.8 | 4.3 | 1.1 | Scored 20 points off bench at Boston College |
| 4 | G | So. | Calvin Baker | 8.8 | 2.6 | 2.5 | GW 3-pointer at Georgia Tech with 4.2 seconds |
| 11 | F | Jr. | Laurynas Mikalauskas | 7.2 | 3.5 | 0.5 | Averaging 9.1 pts and 4.1 rebs since return from inj. |
| 12 | F | So. | Jamil Tucker | 5.4 | 3.3 | 0.5 | Career-high 14 points at Miami |
| 43 | F/G | So. | Will Harris | 2.7 | 2.5 | 0.2 | 8 rebounds vs. Longwood tied career-high |
| 45 | G/F | So. | Solomon Tat | 2.5 | 1.4 | 0.4 | Career-high 12 points (3-4 FG) at Xavier |
| 55 | F/C | So. | Jerome Meyinsse | 2.0 | 2.0 | 0.1 | Career high 12 pts (5-5 FG) vs. Elon |
| 2 | G | Fr. | Mustapha Farrakhan | 0.9 | 0.8 | 0.3 | Scored 4 points vs. Howard |
| 21 | C | Sr. | Tunji Soroye | 0.5 | 1.5 | 0.0 | Has missed all but two games due to injuries |
| 22 | F | Fr. | Will Sherrill | 1.0 | 0.4 | 0.1 | Scored career-high 3 pts. vs. Longwood |
| 31 | F | So. | Andy Burns | 0.4 | 0.5 | 0.3 | Had 2 rebounds against Vermont |
| 13 | G | Fr. | Sammy Zeglinski | 0.9 | 1.1 | 1.9 | Out for season with ankle injury |

MEDIA INFORMATION**Men's Basketball Contact Information**

Virginia Athletics Media Relations
154 John Paul Jones Arena
PO Box 400853
Charlottesville, VA 22904

Office: (434) 982-5500
Fax: (434) 982-5525

Rich Murray

Associate AD for Public Relations
(Primary Men's Basketball Contact)

Office: (434) 982-5530
Home: (434) 978-2966
Email: rmurray@virginia.edu

Steve Kirkland

Assistant Media Relations Director
(Secondary Men's Basketball Contact)

Office: (434) 982-5535
Cell: (434) 825-5241
Email: skirkland@virginia.edu

RALLIES FOR THE CAVALIERS:

- Virginia has won its first two CBI games by rallying from double-digit deficits (12 vs. Richmond, 10 vs. ODU)
- The last time Virginia rallied from double-digit deficits to win in consecutive games was last season (down 16 at Clemson - won 64-63; down 13 vs. Duke - won 68-66 in overtime)

ACC-OLADES FOR SINGLETARY:

- Sean Singletary was named 1st Team All-ACC for the third consecutive year
- He becomes the third player in UVa history to be a three-time 1st Team selection (Bryant Stith, Ralph Sampson)
- This season, Singletary and UNC's Tyler Hansbrough became the 24th and 25th players in ACC history to be three-time 1st Team honorees

SINGLETARY SCORES 2,000:

- Sean Singletary scored his 2,000th career point in the regular season finale victory over Maryland
- He is the fifth Cavalier to reach the 2,000 point mark (Bryant Stith, Jeff Lamp, Buzzy Wilkinson, Ralph Sampson)
- He is the 39th player in ACC history to score 2,000 career points

SINGLETARY AMONG LEADERS IN SCORING AND ASSISTS:

- In the March 24 NCAA stats, Sean Singletary ranks 37th nationally in scoring at 19.8 points per game and 24th nationally in assists at 5.9 per game
- He is currently averaging 19.9 points and 6.1 assists a game
- Singletary is the only player ranked in the top 40 nationally in both scoring and assists

SINGLETARY NAMED ACC PLAYER OF THE WEEK:

- Sean Singletary was named ACC Player of the Week on Mar. 10
- Singletary had 17 points in the win at Georgia Tech, 18 points vs. Duke, and 27 points in the win vs. Maryland
- It is the fifth ACC Player of the Week honor of Singletary's career, second this season (also on Nov. 19)

SINGLETARY NAMED TO PAIR OF ALL-DISTRICT TEAMS:

- Sean Singletary was named first-team All-District 5 by the National Association of Basketball Coaches (NABC) and to the US Basketball Writers Association (USBWA) All-District III team
- It is the second consecutive year Singletary has been a first-team NABC All-District 5 selection
- It is the third consecutive year Singletary has been named to the USBWA All-District III team

SINGLETARY NAMED FINALIST FOR PAIR OF AWARDS:

- Sean Singletary is one of 16 finalists for the Bob Cousy Award, given to the nation's top collegiate point guard
- Singletary is one of 10 finalists for the Lowe's Senior CLASS Award

SINGLETARY NAMED TO PAIR OF MIDSEASON LISTS:

- Sean Singletary was one of 30 players named to the midseason list for the John R. Wooden Award
- He was also one of 30 players named to the midseason list for the Naismith Trophy, presented by AT&T
- Both awards are given annually to the top collegiate basketball player

SINGLETARY CONTRIBUTES IN DIFFERENT WAYS:

- Sean Singletary is the only player in Division I this season to have a 40-point scoring game, a 10-rebound game and a 10-assist game
- He is the only player in Virginia history to accomplish all three marks in the same season
- Singletary and Donald Hand are the only Cavaliers in history to accomplish all three marks in a career (Hand had his 10-rebound game and 10-assist game in different seasons)

DOUBLE FIGURE STREAK FOR SINGLETARY:

- Sean Singletary enters tonight's game having scored in double figures in his last 54 games
- It is the longest streak in UVa history, breaking Bryant Stith's 51 game streak
- It is the longest active streak in the ACC and tied for the 14th longest streak in ACC history

SINGLETARY SCORES BIG IN THE ACC:

- Sean Singletary averaged 21.5 points per game in conference play
- It is the highest scoring average for a Cavalier in ACC play since Norman Nolan averaged 22.4 points in 1998

SINGLETERY FIRST IN ACC HISTORY TO RECORD 2000-500-400-200:

- Against Old Dominion on March 24, Sean Singletary recorded the 200th steal of his career
- By reaching the mark, he became the first player in ACC history to have 2,000 points, 500 assists, 400 rebounds, and 200 steals in a career

SINGLETERY CRACKS ACC TOP 30:

- Against Old Dominion, Sean Singletary moved into the top 30 of the ACC's all-time scoring list
- He enters tonight's game in 29th place in ACC history with 2,062 career points

SINGLETERY SECOND AMONG CAVALIERS IN ACC CAREER SCORING:

- Sean Singletary scored 1,073 points in ACC games during his career
- He is one of two Cavaliers to score 1,000 points in conference games, joining Bryant Stith (1,211)

SINGLETERY CLIMBS CAREER CHARTS:

- Sean Singletary ranks fifth on Virginia's career scoring chart with 2,062 points and he enters tonight's game 166 points away from fourth place (Ralph Sampson: 2,228)
- Singletary ranks third in school history with 579 career assists and enters tonight's game 19 assists shy of second place (Jeff Jones: 598)
- Singletary is second in school history with 200 career steals and enters tonight's game 22 steals shy of the school record (Othell Wilson: 222)

DOUBLE-DOUBLES FOR SINGLETERY:

- Sean Singletary had his fifth double-double of the season with his 22 point-10 assist performance against Old Dominion in the CBI quarterfinals
- He had a 20-point, 10-assist double-double vs. Georgia Tech in the ACC Tournament 1st Round
- Singletary had a double-double in two regular season ACC games this season
- He followed his 34 point-10 rebound effort vs. Virginia Tech (1/16) with 19 points and 10 assists vs. Boston College (1/19)
- Singletary is the only player in the ACC to have both a points-rebounds and a points-assists double-double this season
- Of his six career double-doubles, two have been points-rebounds and four have been points-assists

SINGLETERY CLOSES IN ON EXCLUSIVE 2000-500-500 CLUB:

- Sean Singletary enters tonight's game with 2,062 career points, 488 career rebounds and 579 career assists
- If Singletary can get 12 more rebounds this season he would become the 10th player in NCAA Division I history to have 2,000 career points, 500 career rebounds and 500 career assists

2000 POINT-500 REBOUND-500 ASSIST CLUB

| Player, School (Years) | Points | Rebounds | Assists |
|--|--------|----------|---------|
| Ron Lee, Oregon (1973-76) | 2,085 | 580 | 572 |
| Danny Ainge, BYU (1978-81) | 2,467 | 541 | 539 |
| Johnny Dawkins, Duke (1983-86) | 2,566 | 536 | 555 |
| Tim McCalister, Oklahoma (1984-87) | 2,275 | 529 | 628 |
| Danny Ferry, Duke (1986-89) | 2,155 | 1,033 | 506 |
| Charles Jones, Long Island (1994-98) | 2,428 | 510 | 503 |
| Craig Claxton, Hofstra (1996-00) | 2,015 | 566 | 660 |
| Jameer Nelson, St. Joseph's (2001-04) | 2,094 | 581 | 713 |
| Chris Thomas, Notre Dame (2002-05) | 2,195 | 528 | 833 |
| Closing In... | | | |
| Sean Singletary, Virginia (2005-pres.) | 2,062 | 488 | 579 |

MIKALOUSKAS MAKES IMPACT SINCE RETURN:

- Laurynas Mikalaukas is averaging 9.1 points and 4.1 rebounds per game since returning on Feb. 12 vs. North Carolina from a shoulder injury that kept him out of 13 games
- Virginia went 4-3 in the ACC with Mikalaukas playing and 1-8 while he was injured
- At Miami he set career highs with 16 points and 13 rebounds (his second career double-double)
- At Georgia Tech he had 15 points and seven rebounds

IN THE POLLS

ASSOCIATED PRESS (3/17)

| | | |
|-----|-----------------------|-------------|
| 1. | North Carolina | 32-2 |
| 2. | Memphis | 33-1 |
| 3. | UCLA | 31-3 |
| 4. | Kansas | 31-3 |
| 5. | Tennessee | 29-4 |
| 6. | Wisconsin | 29-4 |
| 7. | Texas | 28-6 |
| 8. | Georgetown | 27-5 |
| 9. | Duke | 27-5 |
| 10. | Stanford | 26-7 |
| 11. | Butler | 29-3 |
| 12. | Xavier | 27-6 |
| 13. | Louisville | 24-8 |
| 14. | Drake | 28-4 |
| 15. | Notre Dame | 24-7 |
| 16. | Connecticut | 24-8 |
| 17. | Pittsburgh | 26-9 |
| 18. | Michigan State | 25-8 |
| 19. | Vanderbilt | 26-7 |
| 20. | Purdue | 24-8 |
| 21. | Washington State | 24-8 |
| 22. | Clemson | 24-9 |
| 23. | Davidson | 26-6 |
| 24. | Gonzaga | 25-7 |
| 25. | Marquette | 24-9 |

Others Receiving Votes:

Indiana, USC, BYU, UNLV, Kent State, Arkansas, West Virginia, Cornell, Mississippi State, Texas A&M, Western Kentucky, Saint Mary's, Georgia, Saint Joseph's, Boise State, South Alabama, UMBC.

ESPN/USA Today (3/17)

| | | |
|-----|-----------------------|-------------|
| 1. | North Carolina | 32-2 |
| 2. | UCLA | 31-3 |
| 3. | Memphis | 33-1 |
| 4. | Kansas | 31-3 |
| 5. | Wisconsin | 29-4 |
| 6. | Tennessee | 29-4 |
| 7. | Texas | 28-6 |
| 8. | Georgetown | 27-5 |
| 9. | Duke | 27-5 |
| 10. | Butler | 29-3 |
| 11. | Stanford | 26-7 |
| 12. | Xavier | 27-6 |
| 13. | Louisville | 24-8 |
| 14. | Drake | 28-4 |
| 15. | Notre Dame | 24-7 |
| 16. | Vanderbilt | 26-7 |
| 17. | Connecticut | 24-8 |
| 18. | Purdue | 24-8 |
| 19. | Pittsburgh | 26-9 |
| 20. | Michigan State | 25-8 |
| 21. | Washington State | 24-8 |
| 22. | Clemson | 24-9 |
| 23. | Davidson | 26-6 |
| 24. | Indiana | 25-7 |
| | Marquette | 24-9 |

Others Receiving Votes:

Gonzaga, BYU, USC, Kent State, UNLV, Saint Mary's, Arkansas, Kentucky, Mississippi State, Arizona State, West Virginia, Western Kentucky, Temple.

VIRGINIA IN THE ACC STATS (3/25)

TEAM STATISTICS

| | | |
|---------------------|-------|------|
| Scoring Offense: | 76.6 | 5th |
| Scoring Defense: | 74.2 | 11th |
| Scoring Margin: | +2.4 | 9th |
| Field Goal %: | .434 | 11th |
| Field Goal % Def.: | .448 | 11th |
| Free Throw %: | .711 | 5th |
| 3FG %: | .365 | 6th |
| 3FG Made/Game: | 8.22 | 2nd |
| 3FG % Defense: | .367 | 11th |
| Offensive Rebounds: | 13.44 | 3rd |
| Defensive Rebounds: | 25.66 | 3rd |
| Rebounding Margin: | +5.3 | 2nd |
| Assists: | 13.41 | 7th |
| Assist/Turnover: | 0.95 | 8th |
| Turnover Margin: | -0.44 | 9th |
| Steals: | 5.88 | 11th |
| Blocked Shots: | 2.38 | 12th |

INDIVIDUAL STATISTICS

| | | |
|-------------------|-------|------|
| Sean Singletary | | |
| - Scoring | 19.9 | 3rd |
| - Assists | 6.06 | 2nd |
| - Free Throw % | .855 | 4th |
| - Steals | 1.88 | 5th |
| - Assist/To Ratio | 1.55 | 9th |
| - Minutes played | 34.00 | 6th |
| Mamadi Diane | | |
| - Scoring | 11.8 | 23rd |
| - 3FG Made | 1.88 | 10th |
| Adrian Joseph | | |
| - Rebounding | 5.8 | 16th |

VIRGINIA IN THE NCAA STATS (3/24)

TEAM STATISTICS

| | | |
|--------------------|------|------|
| Scoring Offense | 76.5 | 44th |
| 3FG Made/Game: | 8.2 | 42nd |
| Rebounding Margin: | +5.5 | 27th |

| | | |
|-----------------|------|------|
| Sean Singletary | | |
| - Scoring | 19.8 | 37th |
| - Assists | 5.9 | 24th |
| - Free Throw % | .854 | 39th |
| - Steals | 1.8 | 77th |

HEAD COACH DAVE LEITAO:

- 2007 ACC Coach of the Year
- First Virginia coach to win the honor since Terry Holland in 1982
- 53-41 record in three seasons at Virginia, including a 23-25 mark in the ACC
- First Virginia coach to have a winning ACC record over first two seasons as coach
- Overall record of 133-110 in eight seasons as a head coach

LEITAO STYLISH ON THE SIDELINE:

- Dave Leitao is one of 11 coaches selected to Dick Vitale's "All-GQ team"
- The team was a feature on the GQ magazine website

SINGLETARY SCORES CAREER HIGH AT MIAMI:

- Sean Singletary scored a career-high 41 points at Miami
- The 41 points were the most scored in a game by a Cavalier since Donald Hand had 41 vs. NC State in 1999
- Singletary tied his career high with 12 field goals
- It is the second highest scoring game in the ACC this season (Tyrese Rice scored 46 points vs. UNC the same day)

CAREER HIGHS AT MIAMI:

- Sean Singletary's 41 points was not the only career high set at Miami
- Laurynas Mikalauskas set career highs with 16 points and 13 rebounds
- Jamil Tucker scored a career-high 14 points

SINGLETARY A THIEF AGAINST NC STATE:

- Sean Singletary set a career high and tied the UVa single-game record with seven steals vs. NC State (2/24)
- His seven steals are the most in a game by an ACC player this season

SINGLETARY LEADS VIRGINIA PAST BOSTON COLLEGE:

- Sean Singletary had his third double-double of the season with 19 points and 10 assists vs. BC on Jan. 19
- The 10 assists tied his career high

SINGLETARY SHINES AGAINST VIRGINIA TECH:

- Sean Singletary had a double-double with 34 points and 10 rebounds vs. Virginia Tech on Jan. 16
- He scored 49.3 percent (34 of 69) of Virginia's points in the game, the highest percentage for a Cavalier since Singletary scored 35 of 69 UVa points (50.7 percent) at Gonzaga on Dec. 17, 2005
- It marked the fourth 30-point game of his career
- His 12 made field goals set a career high (since tied)
- His 10 rebounds tied a career high

CAVALIERS RECORD HISTORIC BIG TEN/ACC CHALLENGE WIN:

- Virginia's 94-52 win over Northwestern helped the ACC win its ninth consecutive Big Ten/ACC Challenge, 8-3
- The Cavaliers' 42-point victory over the Wildcats is the biggest margin of victory in the history of the event
- In the game, the Cavaliers made 16 three-point field goals

OVERTIME WOES:

- The Cavaliers are 0-3 this season in overtime games
- It marks just the second time in school history UVa has lost three OT games in a season (0-3 in 86-87)

JOSEPH HAS CAREER REBOUNDING HIGH AGAINST SETON HALL:

- Against Seton Hall, Adrian Joseph had a career-high 16 rebounds
- Joseph has had six double-digit rebounds games this season

SCOTT ON THE BOARDS AGAINST PENN:

- Against Penn, first-year Mike Scott had 13 rebounds
- It was the most rebounds by a Cavalier freshman since Travis Watson had 15 rebounds against NC State (Jan. 12, 2000)

SPREADING THE WEALTH:

- Against Howard, 13 different Cavaliers scored
- It was the most different players to score in a game for UVa since 14 different players scored in a 93-47 win over Winthrop on December 1, 1990

SEAN SINGLETARY RECEIVES PRESEASON ACCOLADES:

- First-team Collegehoops.net preseason All-American
- Third-team CBSsportsline.com preseason All-American
- Collegeninsider.com preseason All-American
- Top 50 preseason candidate for the John R. Wooden Award
- Preseason Watch List for the Naismith Trophy presented by AT&T
- Bob Cousy Award presented by The Hartford (nation's top point guard) preseason list
- One of 30 candidates for the Lowe's Senior CLASS Award
- Preseason All-ACC
- No. 4 on Luke Winn's Top 15 Seniors on SI.com

SINGLETARY, JOSEPH ARE VIRGINIA'S CAPTAINS:

- Seniors Sean Singletary and Adrian Joseph are co-captains for the 2007-08 season
- Singletary is a captain for the third consecutive year while Joseph is a captain for the first time
- Singletary joins Donald Hand (a captain from 98-99 through 00-01) as the only three-year captains in Virginia history

AT HOME AT JOHN PAUL JONES ARENA:

- Virginia has an all-time record of 29-7 at John Paul Jones Arena
- UVa has a 13-6 home record this season
- The Cavaliers posted a 16-1 home record last year in the first season in John Paul Jones Arena
- Virginia was the only ACC team to go undefeated at home in conference play last year (8-0)
- The Cavaliers averaged 13,521 fans per game last year in the debut season at JPJA

BASKETBALL SEATING FIGURE FOR JPJA CHANGES:

- After completing the first year in the John Paul Jones Arena, the Virginia athletics department has made an adjustment to the arena's seating figure for basketball. During the 2006-07 season, several seating areas were altered to accommodate needs within the arena. This led to an overall reduction of seats. These accommodations include seats converted to accessible seating and press tables for the media area. Additional seats have been removed from the usable inventory in an effort to improve sightlines and comfort. As a result of the changes, the arena's seating for men's basketball is now 14,593.

VIRGINIA SIGNS THREE TO NATIONAL LETTERS OF INTENT:

- Head Coach Dave Leitao announced on Nov. 19 that three players have signed national letters of intent to join the Cavalier program in 2008-09
- 6-11 center John Brandenburg (Des Peres, Mo.), who averaged 8.2 points, 7.9 rebounds and 2.4 blocks per game last season as a junior at De Smet Jesuit H.S. in St. Louis
- 6-6 guard Sylven Landesberg (Flushing, N.Y.), who averaged 25.7 points, 10.5 rebounds and 3.6 assists per game last season as a junior at Holy Cross High School and was named the Catholic High School Athletic Association Player of the Year. He was selected as a 2008 McDonald's All-American
- 7-0 center Assane Sene (Senegal), who is in his first season of basketball in the United States at South Kent Preparatory School in South Kent, Conn.

UP NEXT:

- The winner of tonight's game will advance to play the Tulsa-Houston winner in the CBI championship series next week

2007-08 HONORS & AWARDS**SEAN SINGLETARY**

- 1st Team All-ACC
- 1st Team National Association of Basketball Coaches All-District 5
- US Basketball Writers Association All-District III
- ACC Player of the Week (Nov. 19 and March 10)
- Bob Cousy Award finalist
- Lowe's Senior CLASS Award finalist
- Midseason Naismith Trophy candidate
- Midseason John R. Wooden Award candidate

JEROME MEYINSSE

- ACC All-Academic Team

2007-08 VIRGINIA MEN'S BASKETBALL ROSTER

| NO. | NAME | POS. | HT. | WT. | CLASS | HOMETOWN/HIGH SCHOOL (Previous School) |
|------------|----------------------|-------------|------------|------------|--------------|---|
| 1 | Jeff Jones | G | 6-4 | 193 | Fr. | Chester, Pa./Monsignor Bonner |
| 2 | Mustapha Farrakhan | G | 6-4 | 175 | Fr. | Harvey, Ill./Thornton Township |
| 4 | Calvin Baker | G | 6-2 | 186 | So. | Newport News, Va./Woodside (William & Mary) |
| 11 | Laurynas Mikalauskas | F | 6-8 | 246 | Jr. | Palanga, Lithuania/Blue Ridge School |
| 12 | Jamil Tucker | F | 6-8 | 241 | So. | Gary, Ind./West Side |
| 13 | Sammy Zeglinski | G | 6-0 | 175 | Fr. | Philadelphia, Pa./The William Penn Charter School |
| 21 | Tunji Soroye | C | 6-11 | 252 | Sr. | Dugbe Ibadan, Nigeria/Montrose Christian School |
| 22 | Will Sherrill | F | 6-9 | 215 | Fr. | New York, N.Y./Phillips Academy Andover |
| 24 | Mamadi Diane | G/F | 6-5 | 201 | Jr. | Potomac, Md./DeMatha Catholic |
| 30 | Adrian Joseph* | F | 6-7 | 201 | Sr. | San Fernando, Trinidad/Brewster Academy |
| 31 | Andy Burns | F | 6-8 | 212 | So. | Alexandria, Va./Bishop Ireton |
| 32 | Mike Scott | F | 6-8 | 233 | Fr. | Chesapeake, Va./Hargrave Military Academy |
| 34 | Ryan Pettinella | F/C | 6-9 | 249 | Sr. | Webster, N.Y./McQuaid Jesuit (Penn) |
| 43 | Will Harris | F/G | 6-6 | 245 | So. | Corona, N.Y./Brewster Academy |
| 44 | Sean Singletary* | G | 6-0 | 185 | Sr. | Philadelphia, Pa./The William Penn Charter School |
| 45 | Solomon Tat | G/F | 6-5 | 223 | So. | Jos Plateau, Nigeria/Community Christian School |
| 55 | Jerome Meyinsse | F/C | 6-8 | 245 | So. | Baton Rouge, La./McKinley |

* Co-Captain

HEAD COACH:

Dave Leitao

ASSISTANT COACHES:

Bill Courtney

Drew Diener

Steve Seymour

DIRECTOR OF BASKETBALL OPERATIONS:

Rick Brunson

STRENGTH & CONDITIONING COACH:

Shaun Brown

ASSISTANT DIR. OF OPERATIONS/VIDEO:

Oliver Winterbone

ATHLETIC TRAINER:

Ethan Saliba

PRONUNCIATION GUIDE

Mamadi Diane

Mom-uh-dee Dee-on-ee

Mustapha Farrakhan

Moo-sta-fa Fair-uh-con

Dave Leitao

Lay-toe

Jerome Meyinsse

Me-yin-see

Laurynas Mikalauskas

La-ree-nus Mick-a-la-us-cuss

Ryan Pettinella

Pet-in-ella

Tunji Soroye

Ton-jee Suh-roy-yay

Jamil Tucker

Ja-mill

Sammy Zeglinski

Zuh-glin-ski

CAVALIER CAREER RECORD BOOK

POINTS

| | |
|--|--------------|
| 1. Bryant Stith (1989-92) | 2,516 |
| 2. Jeff Lamp (1978-81) | 2,317 |
| 3. Buzzy Wilkinson (1953-55) | 2,233 |
| 4. Ralph Sampson (1980-83) | 2,228 |
| 5. Sean Singletary (2005-pres.) | 2,062 |
| 6. Junior Burrough (1992-95) | 1,970 |
| 7. Wally Walker (1973-76) | 1,849 |
| 8. Chris Williams (1999-02) | 1,812 |
| 9. Harold Deane (1994-97) | 1,763 |
| 10. Curtis Staples (1995-98) | 1,757 |
| 11. J.R. Reynolds (2004-07) | 1,683 |
| 12. John Crotty (1988-91) | 1,646 |
| 13. Bob McCarty (1954-56) | 1,625 |
| 14. Travis Watson (2000-03) | 1,546 |
| 15. Richard Morgan (1986-89) | 1,540 |
| 16. Donald Hand (1998-01) | 1,486 |
| 17. Othell Wilson (1981-84) | 1,469 |
| 18. Barry Parkhill (1971-73) | 1,437 |
| 19. Jim Connelly (1965-67) | 1,426 |
| 20. Lee Raker (1978-81) | 1,423 |

FIELD GOALS

| | |
|--|------------|
| 1. Ralph Sampson (1980-83) | 899 |
| 2. Bryant Stith (1989-92) | 856 |
| 3. Jeff Lamp (1978-81) | 841 |
| 4. Buzzy Wilkinson (1953-55) | 784 |
| 5. Wally Walker (1973-76) | 779 |
| 6. Junior Burrough (1992-95) | 759 |
| 7. Chris Williams (1999-02) | 650 |
| 8. Bob McCarty (1954-56) | 643 |
| 9. Sean Singletary (2005-pres.) | 635 |
| 10. Richard Morgan (1986-89) | 605 |

3-POINT FIELD GOALS

| | |
|--|------------|
| 1. Curtis Staples (1995-98) | 413 |
| 2. Harold Deane (1994-97) | 237 |
| 3. J.R. Reynolds (2004-07) | 221 |
| 4. Sean Singletary (2005-pres.) | 220 |
| 5. John Crotty (1988-91) | 179 |
| 6. Devin Smith (2003-05) | 161 |
| 7. Donald Hand (1998-01) | 156 |
| Todd Billet (2003-04) | 156 |
| 9. Adrian Joseph (2005-pres.) | 155 |
| 10. Cory Alexander (1992-95) | 142 |

FREE THROWS MADE

| | |
|--|------------|
| 1. Bryant Stith (1989-92) | 690 |
| 2. Buzzy Wilkinson (1953-55) | 665 |
| 3. Jeff Lamp (1978-81) | 635 |
| 4. Sean Singletary (2005-pres.) | 572 |
| 5. Harold Deane (1994-97) | 546 |
| 6. Donald Hand (1998-01) | 444 |
| 7. Junior Burrough (1992-95) | 439 |
| 8. Ralph Sampson (1980-83) | 427 |
| 9. John Crotty (1988-91) | 413 |
| 10. J.R. Reynolds (2004-07) | 402 |

ASSISTS

| | |
|--|------------|
| 1. John Crotty (1988-91) | 683 |
| 2. Jeff Jones (1979-82) | 598 |
| 3. Sean Singletary (2005-pres.) | 579 |
| 4. Donald Hand (1998-01) | 529 |
| 5. Othell Wilson (1981-84) | 493 |
| 6. Harold Deane (1994-97) | 468 |
| 7. John Johnson (1985-88) | 426 |
| 8. Cory Alexander (1992-95) | 401 |
| 9. Barry Parkhill (1971-73) | 369 |
| 10. J.R. Reynolds (2004-07) | 317 |

STEALS

| | |
|--|------------|
| 1. Othell Wilson (1981-84) | 222 |
| 2. Sean Singletary (2005-pres.) | 200 |
| 3. Jeff Jones (1979-82) | 189 |
| Chris Williams (1999-02) | 189 |
| 5. Harold Deane (1994-97) | 179 |
| Donald Hand (1998-01) | 179 |
| 7. Bryant Stith (1989-92) | 177 |
| 8. Richard Morgan (1986-89) | 160 |
| 9. Adam Hall (1999-02) | 157 |
| 10. Bobby Stokes (1976-79) | 154 |

BLOCKED SHOTS

| | |
|-------------------------------------|-----------|
| 1. Ralph Sampson (1980-83) | 462 |
| 2. Chris Alexander (1993-96) | 148 |
| 3. Travis Watson (2000-03) | 130 |
| 4. Kris Hunter (1997-99) | 126 |
| 5. Jason Clark (2002-05) | 112 |
| 6. Steve Castellon (1976-79) | 108 |
| 7. Chris Williams (1999-02) | 97 |
| 8. Junior Burrough (1992-95) | 96 |
| 9. Colin Ducharme (1997-00) | 88 |
| 10. Olden Polynice (1984-86) | 86 |
| -- Tunji Soroye (2005-pres.) | 78 |

ACC CAREER SCORING LEADERS

| | |
|---------------------------------------|--------------|
| 1. J.J. Redick (Duke) | 2,769 |
| 2. Dickie Hemric (Wake Forest) | 2,587 |
| 3. Johnny Dawkins (Duke) | 2,556 |
| 4. Rodney Monroe (NC State) | 2,551 |
| 5. Bryant Stith (Virginia) | 2,516 |
| 6. Christian Laettner (Duke) | 2,460 |
| 7. Mike Gminski (Duke) | 2,323 |
| 8. Jeff Lamp (Virginia) | 2,317 |
| 9. David Thompson (NC State) | 2,309 |
| 10. Phil Ford (North Carolina) | 2,290 |
| 11. Juan Dixon (Maryland) | 2,269 |
| 12. Buzzy Wilkinson (Virginia) | 2,233 |
| 13. Ralph Sampson (Virginia) | 2,228 |
| 14. Matt Harpring (Georgia Tech) | 2,225 |
| 15. Randolph Childress (Wake Forest) | 2,208 |
| 16. Mark Price (Georgia Tech) | 2,193 |
| 17. Len Chapell (Wake Forest) | 2,165 |
| 18. Danny Ferry (Duke) | 2,155 |
| 19. Len Bias (Maryland) | 2,149 |
| 20. Sam Perkins (North Carolina) | 2,145 |
| 21. Mark Alarie (Duke) | 2,136 |
| 22. Bob Sura (Florida State) | 2,130 |
| 23. Tim Duncan (Wake Forest) | 2,117 |
| 24. Dennis Scott (Georgia Tech) | 2,115 |
| 25. Tyler Hansbrough (North Carolina) | 2,105 |
| 26. Tom Hammonds (Georgia Tech) | 2,081 |
| 27. Jason Williams (Duke) | 2,079 |
| Gene Banks (Duke) | 2,079 |
| 29. Sean Singletary (Virginia) | 2,062 |
| 30. Albert King (Maryland) | 2,058 |
| 31. Travis Best (Georgia Tech) | 2,057 |
| 32. Lenny Rosenbluth (North Carolina) | 2,045 |
| 33. Julius Hodge (NC State) | 2,040 |
| 34. Skip Brown (Wake Forest) | 2,034 |
| 35. Adrian Branch (Maryland) | 2,017 |
| 36. Al Wood (North Carolina) | 2,015 |
| John Lucas (Maryland) | 2,015 |
| 38. Jim Spanarkel (Duke) | 2,012 |
| 39. Charles Scott (North Carolina) | 2,007 |
| 40. Rod Griffin (Wake Forest) | 1,985 |
| 41. Shane Battier (Duke) | 1,984 |
| Art Heyman (Duke) | 1,984 |
| 43. Larry Miller (North Carolina) | 1,982 |
| 44. James Forrest (Georgia Tech) | 1,978 |
| 45. Trajan Langdon (Duke) | 1,974 |
| Antawn Jamison (North Carolina) | 1,974 |
| 47. Junior Burrough (Virginia) | 1,970 |
| Charles Davis (Wake Forest) | 1,970 |
| 49. Hawkeye Whitney (NC State) | 1,967 |
| 50. Justin Gray (Wake Forest) | 1,946 |

CAVALIER SINGLE SEASON RECORD BOOK

SCORING

| | | |
|-----|----------------------------------|------------|
| 1. | Buzzy Wilkinson (1954-55) | 898 |
| 2. | Buzzy Wilkinson (1953-54) | 814 |
| 3. | Bryant Stith (1991-92) | 684 |
| 4. | Richard Morgan (1988-89) | 673 |
| 5. | Bryant Stith (1989-90) | 666 |
| 6. | Wally Walker (1975-76) | 664 |
| 7. | Bryant Stith (1990-91) | 653 |
| 8. | Jeff Lamp (1978-79) | 641 |
| 9. | Sean Singletary (2007-08) | 636 |
| 10. | Norman Nolan (1997-98) | 630 |

FREE THROWS MADE

| | | |
|-----|----------------------------------|------------|
| 1. | Buzzy Wilkinson (1954-55) | 282 |
| 2. | Buzzy Wilkinson (1953-54) | 238 |
| 3. | Bryant Stith (1989-90) | 192 |
| 4. | Sean Singletary (2006-07) | 190 |
| 5. | Bryant Stith (1991-92) | 189 |
| 6. | Sean Singletary (2007-08) | 188 |
| 7. | Jeff Lamp (1978-79) | 181 |
| 8. | Harold Deane (1994-95) | 178 |
| 9. | Jeff Lamp (1977-78) | 173 |
| 10. | J.R. Reynolds (2006-07) | 164 |

ASSISTS

| | | |
|-----|----------------------------------|------------|
| 1. | John Crotty (1989-90) | 214 |
| 2. | John Crotty (1988-89) | 208 |
| 3. | Jeff Jones (1979-80) | 200 |
| 4. | John Johnson (1986-87) | 194 |
| | Sean Singletary (2007-08) | 194 |
| 6. | Donald Hand (2000-01) | 174 |
| 7. | John Crotty (1990-91) | 169 |
| 8. | Othell Wilson (1982-83) | 152 |
| 9. | Sean Singletary (2006-07) | 151 |
| 10. | Harold Deane (1994-95) | 147 |

STEALS

| | | |
|-----|----------------------------------|-----------|
| 1. | Othell Wilson (1983-84) | 69 |
| 2. | Othell Wilson (1981-82) | 61 |
| 3. | Sean Singletary (2007-08) | 60 |
| 4. | Donald Hand (1998-99) | 57 |
| 5. | Jeff Jones (1980-81) | 56 |
| 6. | Richard Morgan (1988-89) | 55 |
| 7. | Sean Singletary (2005-06) | 54 |
| 8. | Jeff Jones (1981-82) | 53 |
| | Ricky Stokes (1983-84) | 53 |
| 10. | Bryant Stith (1990-91) | 51 |
| | Chris Williams (1999-00) | 51 |

VIRGINIA SINGLE GAME RECORDS

POINTS

| | | | |
|----|--------------------------------------|---------------|-----------|
| 1. | Barry Parkhill vs. Baldwin Wallace | 12/11/71 | 51 |
| 2. | Buzzy Wilkinson vs. Hampden-Sydney | 12/1/54 | 48 |
| 3. | Buzzy Wilkinson vs. North Carolina | 2/8/54 | 45 |
| | Buzzy Wilkinson vs. Georgetown | 2/13/54 | 45 |
| | Buzzy Wilkinson vs. Roanoke | 2/25/54 | 45 |
| | Buzzy Wilkinson vs. Clemson | 2/14/55 | 45 |
| 7. | Buzzy Wilkinson vs. Washington & Lee | 12/31/54 | 43 |
| | Buzzy Wilkinson vs. VMI | 1/8/55 | 43 |
| 9. | Buzzy Wilkinson vs. Hampden-Sydney | 12/2/53 | 42 |
| | Buzzy Wilkinson vs. Duke | 3/4/54 | 42 |
| | Bob McCarty vs. Clemson | 2/12/56 | 42 |
| | Jim Connelly vs. William & Mary | 12/1/65 | 42 |
| 13 | Tony Laquintano vs. West Virginia | 12/17/60 | 41 |
| | Donald Hand vs. NC State | 2/14/99 | 41 |
| | Sean Singletary vs. Miami | 3/1/08 | 41 |

STEALS

| | | | |
|----|--------------------------------------|----------------|----------|
| 1. | Scott McCandlish vs. Xavier | 12/29/71 | 7 |
| | Othell Wilson vs. Virginia Tech | 2/15/84 | 7 |
| | Othell Wilson vs. Wake Forest | 3/9/84 | 7 |
| | Richard Morgan vs. Mississippi State | 12/29/88 | 7 |
| | Curtis Staples vs. Tennessee-Martin | 11/24/95 | 7 |
| | Sean Singletary vs. NC State | 2/24/08 | 7 |

THE LAST TIME...

VIRGINIA INDIVIDUALS

- **Scored 30 points:** Sean Singletary (34) vs. Virginia Tech (1/16/08)
- **Scored 40 points:** Sean Singletary (41) at Miami (3/1/08)
- **Two players with 20 points:** J.R. Reynolds (28) and Sean Singletary (23) vs. Albany (3/16/07)
- **Three players with 20 points:** Chris Williams (27), Roger Mason, Jr. (22) and Donald Hand (20) vs. Duke (1/5/00)
- **Four players with 20 points:** Chris Williams (23), Donald Hand (22), Adam Hall (21), and Travis Watson (20) vs. Georgetown (3/15/00)
- **A player with back-to-back 25-point games:** J.R. Reynolds (28) vs. Albany (3/16/07) and (26) vs. Tennessee (3/18/07)
- **One player scored in double figures:** Adrian Joseph (10) vs. Puerto Rico-Mayaguez (12/21/06)
- **Five players scored in double figures:** Sean Singletary (22), Mamadi Diane (14), Jamil Tucker (11), Jeff Jones (10), Laurynas Mikalauskas (10), vs. ODU (3/24/08)
- **Six players scored in double figures:** Sean Singletary (27), Adrian Joseph (13), Jamil Tucker (13), Mamadi Diane (12), Calvin Baker (11), Laurynas Mikalauskas (11), vs. Maryland (3/9/08)
- **Seven players scored in double figures:** Cornel Parker (20), Junior Burrough (15), Ted Jeffries (14), Cory Alexander (13), Jason Williford (12), Yuri Barnes (11) and Doug Smith (11) vs. Clemson (1/13/93)
- **Had 15 rebounds:** Adrian Joseph (16) vs. Seton Hall (11/24/07)
- **Had 20 rebounds:** Travis Watson (20) vs. Wofford (1/2/03)
- **Had 25 rebounds:** Bob Mortell (25) vs. Washington & Lee (2/27/60)
- **Two players with 10 rebounds:** Mike Scott (11) and Adrian Joseph (10) vs. Longwood (12/7/07)
- **Three players with 10 rebounds:** Yuri Barnes (13), Jason Williford (12) and Junior Burrough (11) vs. Rice (12/4/93)
- **Double-Double:** Sean Singletary (22 pts, 10 assts) vs. Old Dominion (3/24/08)
- **Two players had a double-double:** Adrian Joseph (23 pts, 11 rebs) and Mike Scott (10 pts, 13 rebs) at Penn (11/23/07)
- **Three players had a double-double:** Jason Williford (10 pts, 15 rebs), Ted Jeffries (23 pts, 10 rebs), and Cornel Parker (11 pts, 11 rebs) at William & Mary (1/25/93)
- **Double-Double with points and assists:** Sean Singletary (22 pts, 10 assts) vs. Old Dominion (3/24/08)
- **Triple-Double:** Ralph Sampson (15 pts, 22 rebs, 10 blks) vs. Old Dominion (12/29/79)
- **Four Double-Doubles in a row:** Travis Watson (29 pts, 12 rebs) at NC State (2/6/02), (20 pts, 10 rebs) vs. Clemson (2/10/02), (17 pts, 10 rebs) vs. UNC (2/12/02), (13 pts, 12 rebs) at Wake (2/17/02)
- **20 points and 20 rebounds:** Travis Watson (21 pts, 20 rebs) vs. Wofford (1/2/03)
- **10 assists:** Sean Singletary (10) vs. Old Dominion (3/24/08)
- **5 Blocked Shots:** Jason Cain (5) vs. UNC (1/19/06)
- **5 Steals:** Sean Singletary (7) vs. NC State (2/24/08)
- **Led UVA in Points, Rebounds and Assists:** Sean Singletary (20 pts, 5 rebs, 10 assts) vs. Ga. Tech (3/13/08)
- **Hit a last second shot to win a game:** Sean Singletary vs. Duke (2/1/07) [jumper with one second in OT]; J.R. Reynolds vs. Loyola Marymount (12/23/04) [layup with 1.5 seconds in regulation]
- **Played every minute:** Sean Singletary vs. Virginia Tech (2/12/05)
- **Played 40 or more minutes:** Adrian Joseph (42) at Virginia Tech (2/2/08)

VIRGINIA TEAM

- **Won in Overtime:** vs. Duke, 68-66 (2/1/07)
- **Lost in Overtime:** at Virginia Tech, 65-72 (2/2/08)
- **Played Two Overtimes:** vs. Maryland, L 89-92 (2/19/05)
- **Played Three Overtimes:** vs. Georgetown, L 111-115 (3/15/00)
- **Shot 70 percent for a Half:** 72.2% (13-18) vs. Wake Forest 2nd Half (2/24/96)
- **Shot 60 percent in a Game:** 61.0% (36-59) vs. LIU (11/17/00)
- **Shot less than 30 percent in a Game:** 27.9% (17-61) vs. North Carolina (3/10/06)
- **Shot 90 percent from the free throw line:** 94.7 % (18-19) vs. Georgia Tech (2/24/07)
- **Shot 50 percent from 3-point line:** 50.0% (9-18) at Boston College (2/17/08)
- **Shot less than 30 percent in a half:** 29.0% (9-31) in 2nd Half at Wake Forest (3/3/07)
- **Shot less than 20 percent in a half:** 18.9% (7-37) in the 1st half at Duke (1/13/01)
- **Shot 55 percent or better and lost:** 56.9% (29-51) vs. Duke (3/14/03)
- **Attempted 50 FTs:** 52 (made 34) vs. Howard (12/12/94)
- **Made 30 FTs:** 31 (36 att.) vs. Tennessee (3/18/07)
- **Made 10 3-pt FGs:** 12 vs. Georgia Tech (1/27/08)
- **Failed to make a 3-pt FG:** at Georgia Tech (12/4/05)
- **Had 50 rebounds:** 51 vs. Hartford (12/30/07)
- **Had 25 assists:** 27 vs. Howard (11/21/01)
- **Had 15 steals:** 16 vs. NC State (2/24/08)
- **Had 10 blocks:** 12 vs. Longwood (2/13/07)
- **Scored 50 pts in a half:** 51 vs. Old Dominion, 2nd half (3/24/08)
- **Scored 60 pts in a half:** 60 vs. Gonzaga, 1st half (1/3/07)
- **Scored 70 pts in a half:** 70 vs. Coastal Carolina, 2nd half (10/20/00)
- **Scored 100 pts (ACC):** 103 vs. Maryland (1/16/07)
- **Scored 100 pts (non-conf):** 100 at Penn (11/23/07)
- **Scored under 20 pts in 1st half:** 17 at Ga. Tech (12/4/05)
- **Scored under 20 pts in 2nd half:** 12 vs. UNC (2/11/98)
- **Scored under 50 pts in a game:** 49 at Stanford (3/14/06)

OPPONENT INDIVIDUALS

- **Scored 30 points:** Jack McClinton (34), Miami (3/1/08)
- **Scored 35 points:** J.J. Redick (40), Duke (1/28/06)
- **Scored 40 points:** J.J. Redick (40), Duke (1/28/06)
- **Scored 50 points:** Len Chappell (50), Wake (2/12/62)
- **Two players with 20 points:** Brandon Costner (22) and Gavin Grant (20), NC State (3/9/07)
- **Three players with 20 points:** Juan Dixon (23), Chris Wilcox (21), and Lonny Baxter (20), at Maryland (3/3/02)
- **Two players with 30 points:** Trevor Powell (31) and Tony Smith (31), Marquette (2/3/90)
- **Five players scored in double figures:** Anthony Morrow (18), Jeremis Smith (18), Maurice Miller (14), Zack Peacock (14), Alade Aminu (11), Georgia Tech (3/13/08)
- **Six players scored in double figures:** Chris Paul (21), Justin Gray (17), Eric Williams (15), Jamaal Levy (12), Taron Downey (11) and Vytas Danelius (10), Wake Forest (1/2/05)
- **Seven players scored in double figures:** Stanley Burrell (15), Drew Lavender (13), C.J. Anderson (12), B.J. Raymond (12), Josh Duncan (11), Charles Bronson (11), and Jason Love (10), at Xavier (1/3/08)
- **Double-Double:** Cliff Hammonds (16 pts, 11 assts), Clemson (2/7/08)

- **Two players had a double-double:** Donte Green (20 pts, 10 rebs) and Paul Harris (10 pts, 14 rebs), Syracuse (12/5/07)
- **Had 15 rebounds:** Al Thornton (16), Florida State (2/17/07)
- **Had 20 rebounds:** Tim Duncan (23), Wake (2/22/97)
- **Had 10 assists:** Cliff Hammonds (11), Clemson (2/7/08)
- **5 Blocked Shots:** Maurice Sumter (5), Longwood (2/13/07)
- **5 Steals:** Toney Douglas (6), at Florida State (1/23/08)
- **Hit a last second shot to win a game:** Deron Washington of Virginia Tech (1/16/08) [0.0 seconds in overtime]

OPPONENT TEAM

- **Shot less than 30 percent in a Game:** 28.3% (17-60) Longwood (12/7/07)
- **Shot less than 30 percent in a Game (ACC):** 29.0% (20-69), Wake Forest (2/24/96)
- **Shot 60 percent in a Game:** 63.8% (37-58), at Xavier (1/3/08)
- **Shot 55 percent or better and lost:** 55.2% (32-58), Iowa State (12/31/03)
- **Scored 100 pts:** 108, at Xavier (1/3/08)
- **Scored 60 pts in a half:** 60, at Miami, 2nd half (3/1/08)
- **Scored under 20 pts in 1st half:** 18, NC State (2/24/08)
- **Scored under 20 pts in 2nd half:** 18 at Richmond (11/22/05)
- **Scored under 50 pts in a game:** 49, Longwood (2/13/07)
- **Had 25 assists:** 27, at Xavier (1/3/08)
- **Had 15 steals:** 15, Providence (1/3/04)
- **Had 10 blocks:** 11 at Virginia Tech (2/10/07)
- **Failed to make a 3-pt FG:** vs. Arizona State (11/27/99)

John Paul Jones Arena Records

JPJA ATTENDANCE

| Crowd /Opponent | Results | Date |
|-----------------------|---------------|----------|
| 11,893 Vermont | W, 90-72 | 11/11/07 |
| 11,162 Howard | W, 92-53 | 11/14/07 |
| 10,975 Drexel | W, 72-58 | 11/20/07 |
| 12,609 Northwestern | W, 94-52 | 11/27/07 |
| 13,603 Syracuse | L, 68-70 | 12/5/07 |
| 11,366 Longwood | W, 76-57 | 12/7/07 |
| 10,516 Hampton | W, 79-65 | 12/19/07 |
| 11,626 Elon | W, 91-61 | 12/22/07 |
| 11,647 Hartford | W, 78-70 | 12/30/07 |
| 14,433 Virginia Tech | L, 69-70 (ot) | 1/16/08 |
| 14,039 Boston College | W, 84-66 | 1/19/08 |
| 14,138 Georgia Tech | L, 82-92 (ot) | 1/27/08 |
| 13,929 Clemson | L, 51-82 | 2/7/08 |
| 13,765 North Carolina | L, 74-75 | 2/12/08 |
| 13,630 NC State | W, 78-60 | 2/24/08 |
| 14,273 Duke | L, 70-86 | 3/5/08 |
| 14,154 Maryland | W, 91-76 | 3/9/08 |
| 4,022 Richmond | W, 66-64 | 3/18/08 |
| 6,460 Old Dominion | W, 80-76 | 3/24/08 |

* - Capacity = 14,593

RECORD AT JPJA

2006-07 to present 36 games..... 29-7

LONGEST WIN STREAK

12 games

from 1/16/07 vs. Maryland
through 11/27/07 vs. Northwestern

LONGEST LOSING STREAK

3 games

from 1/27/08 vs. Georgia Tech
through 2/12/08 vs. North Carolina

MISCELLANEOUS

| | |
|---|---|
| Biggest Comeback: | 19 points vs. Arizona, 11/12/06 |
| Biggest Lead Given up in a Loss: | 13 points vs. Georgia Tech, 1/27/08 |
| Largest Lead: | 45 points vs. Northwestern, 11/27/07 |
| Biggest Deficit: | 38 points vs. Clemson, 2/7/08 |
| Largest Margin of Victory: | 42 points, vs. Northwestern, 11/27/07 |
| Largest Margin of Defeat: | 31 points, vs. Clemson, 2/7/08 |
| Overtime Games (Record): | 3 (1-2) Last: 82-92 loss vs. Georgia Tech, 1/27/08 |

VIRGINIA PLAYERS

| | |
|------------------------------|--|
| Points: | 40, J.R. Reynolds vs. Wake Forest, 1/21/07 |
| Most 1st Half Points: | 23, Sean Singletary vs. Virginia Tech, 1/16/08 |
| Most 2nd Half Points: | 20, three times Last by J.R. Reynolds vs. Duke, 2/1/07 |
| Rebounds: | 16, Jason Cain vs. Maryland, 1/16/07 |
| Field Goals: | 12, J.R. Reynolds vs. Wake Forest, 1/21/07 12, Sean Singletary vs. Virginia Tech, 1/16/08 |
| Field Goal Attempts: | 21, three times Last by Sean Singletary vs. Virginia Tech, 1/16/08 |
| Field Goal Pct.: | .800 (8-10), Jason Cain vs. UMES, 11/26/06 |
| 3-Point Field Goals: | 7, Sean Singletary vs. Gonzaga, 1/3/07 |
| 3-Point FG Attempts: | 12, Sean Singletary vs. Gonzaga, 1/3/07 12, Sean Singletary vs. Georgia Tech, 2/24/07 |
| 3-Point FG Pct.: | .833 (5-6), Mamadi Diane vs. Arizona, 11/12/06 |
| Free Throws Made: | 14, Sean Singletary vs. Hampton, 12/16/06 |
| Free Throw Attempts: | 16, Sean Singletary vs. Hampton, 12/16/06 |
| FT Pct.: | 1.000(12-12), Sean Singletary vs. UNC Asheville, 11/22/06 |
| Assists: | 10, three times by Sean Singletary last vs. Old Dominion, 3/24/08 10, Sean Singletary vs. Boston College, 1/19/08 |
| Steals: | 7, Sean Singletary vs. NC State, 2/24/08 |
| Blocks: | 3, Tunji Soroye vs. Longwood, 2/13/07 3, Mike Scott vs. Duke, 3/5/08 & Richmond, 3/18/08 |

VIRGINIA TEAM

| | |
|---------------------------|--|
| Most Points: | 108 vs. Gonzaga, 1/3/07 |
| Fewest Points: | 51 vs. Clemson, 2/7/08 |
| Most 1st Half: | 60 vs. Gonzaga, 1/3/07 |
| Fewest 1st Half: | 24 vs. Clemson, 2/7/08 |
| Most 2nd Half: | 57 vs. Arizona, 11/12/06 |
| Fewest 2nd Half: | 25 vs. Va. Tech, 1/16/08 |
| Rebounds: | 54 vs. UMES, 11/26/06 |
| Field Goals: | 37 vs. Howard, 11/14/07 |
| Field Goal Attps.: | 78 vs. Georgia Tech, 1/27/08 |
| Field Goal Pct.: | .547 (29-53) vs. Vermont, 11/11/07 |
| 3-Pt. FG: | 18 vs. Gonzaga, 1/3/07 |
| 3-Pt. FG Attempts: | 36 vs. Georgia Tech, 1/27/08 |
| 3-Point FG Pct.: | .625 (10-16) vs. Virginia Tech, 3/1/07 |
| Free Throws: | 39 vs. Maryland, 1/16/07 |
| FT Attempted: | 49 vs. Maryland, 1/16/07 |
| Free Throw Pct.: | .964 (27-28) vs. American, 12/28/06 |
| Assists: | 24 vs. Howard, 11/14/07 |
| Steals: | 16 vs. NC State, 2/24/08 |
| Blocks: | 12 vs. Longwood, 2/13/07 |
| Most Turnovers: | 21 vs. Longwood, 12/7/07 21 vs. Hampton, 12/19/07 |
| Least Turnovers: | 6 vs. Boston Coll., 1/19/08 |

OPPONENT PLAYERS

| | |
|------------------------------|--|
| Points: | 32, K.C. Rivers Clemson, 2/7/08 |
| Most 1st Half Points: | 17, Vincent Simpson Hampton, 12/19/07 17, Tyler Hansbrough UNC, 2/12/08 |
| Most 2nd Half Points: | 23, Al Thornton Florida State, 2/17/07 |
| Rebounds: | 16, Al Thornton Florida State, 2/17/07 |
| Field Goals: | 12, Al Thornton Florida State, 2/17/07 12, K. C. Rivers Clemson, 2/7/08 |
| Field Goal Attempts: | 23, Al Thornton Florida State, 2/17/07 |
| Field Goal Pct.: | .833 (5-6), Frank Hassell Old Dominion, (3/24/08) |
| 3-Point Field Goals: | 8, K.C. Rivers Clemson, 2/7/08 |
| 3-Pt. FG Attempts: | 11, five times Last by K.C. Rivers Clemson, 2/7/08 |
| 3-Pt. FG Pct.: | .750 (6-8), Derek Raivio Gonzaga, 1/3/07 |
| Free Throws Made: | 8, Ivan Radenovic Arizona, 11/12/06 |
| FT Attempted: | 12, Gani Lawal Georgia Tech, 1/27/08 |
| FT Pct.: | .875 (7-8), Kevin Anderson Richmond, 3/18/08 |
| Assists: | 11, Cliff Hammonds Clemson, 2/7/08 |
| Steals: | 4, five times Last by Cliff Hammonds Clemson, 2/7/08 |
| Blocks: | 5, Kenny George UNC Asheville, 11/22/06 5, Maurice Sumter Longwood, 2/13/07 |

OPPONENT TEAM

| | |
|---------------------------|--|
| Most Points: | 92, Georgia Tech, 1/27/08 |
| Fewest Points: | 49, Longwood, 2/13/07 |
| Most 1st Half: | 49, Arizona, 11/12/06 |
| Fewest 1st Half: | 18, NC State, 2/24/08 |
| Most 2nd Half: | 61, Gonzaga, 1/3/07 |
| Fewest 2nd Half: | 20, Longwood, 2/13/07 |
| Rebounds: | 47, Virginia Tech, 1/16/08 |
| Field Goals: | 33, four times Last by Maryland (3/9/08) |
| Field Goal Attps.: | 77, Maryland, 1/16/07 |
| Field Goal Pct.: | .533 (32-60) Clemson, 2/7/08 |
| 3-Pt. FG: | 16, Clemson, 2/7/08 |
| 3-Pt. FG Attempts: | 39, Hartford, 12/30/07 |
| 3-Point FG Pct.: | .615 (16-26) Clemson, (2/7/08) |
| Free Throws: | 25, Gonzaga, 1/3/07 |
| FT Attempted: | 29, Gonzaga, 1/3/07 Georgia Tech, 1/27/08 |
| Free Throw Pct.: | .944 (17-18) American, 12/28/06 |
| Assists: | 22, Clemson, 2/7/08 |
| Steals: | 11, Hartford, 12/30/07 |
| Blocks: | 7, Longwood, 2/13/07 |
| Most Turnovers: | 25, NC State, 2/24/08 |
| Least Turnovers: | 6, Miami, 2/3/07 |



GAME #1 • NOVEMBER 11, 2007

VERMONT 72
AT VIRGINIA 90

| VERMONT (0-2) | | | | REB | | | | | | | |
|---------------|-----|-------|-------|-------|----|----|----|---|----|--|--|
| Player | MP | FG | FT | (0-1) | A | TO | BS | S | TP | | |
| Blakely | 36 | 9-15 | 6-9 | 3-10 | 3 | 2 | 2 | 4 | 24 | | |
| McIntosh | 23 | 2-6 | 2-2 | 0-3 | 1 | 0 | 1 | 1 | 7 | | |
| Shields | 17 | 3-6 | 0-0 | 0-0 | 0 | 0 | 0 | 0 | 6 | | |
| Trimboli | 37 | 7-17 | 0-0 | 0-2 | 3 | 4 | 0 | 2 | 16 | | |
| Cieplicki | 29 | 5-12 | 2-2 | 0-1 | 2 | 1 | 0 | 0 | 13 | | |
| Accaoui | 13 | 0-3 | 2-2 | 0-0 | 1 | 0 | 0 | 0 | 2 | | |
| Vier | 11 | 0-3 | 0-0 | 0-0 | 1 | 0 | 0 | 0 | 2 | | |
| Powlovich | 20 | 0-0 | 2-2 | 1-3 | 0 | 1 | 0 | 0 | 2 | | |
| Field | 8 | 1-2 | 0-0 | 0-1 | 0 | 2 | 0 | 0 | 2 | | |
| Dean | 1 | 0-0 | 0-0 | 0-0 | 0 | 0 | 0 | 0 | 0 | | |
| Robbins | 1 | 0-1 | 0-0 | 0-0 | 0 | 0 | 0 | 0 | 0 | | |
| Kissel | 4 | 0-0 | 0-0 | 0-0 | 0 | 0 | 0 | 0 | 0 | | |
| Team | | | | | | | | | | | |
| Totals | 200 | 27-65 | 14-17 | 7-25 | 11 | 10 | 3 | 9 | 72 | | |
| | | .415 | .824 | | | | | | | | |

| VIRGINIA (1-0) | | | | REB | | | | | | | |
|----------------|-----|-------|-------|-------|----|----|----|---|----|--|--|
| Player | MP | FG | FT | (0-1) | A | TO | BS | S | TP | | |
| Diane | 29 | 4-7 | 1-3 | 1-8 | 1 | 4 | 0 | 0 | 10 | | |
| Joseph | 31 | 7-11 | 0-0 | 0-6 | 3 | 1 | 1 | 0 | 19 | | |
| Pettinella | 9 | 2-3 | 0-2 | 1-5 | 2 | 1 | 0 | 0 | 4 | | |
| Jones | 23 | 3-4 | 2-3 | 1-6 | 1 | 0 | 1 | 0 | 8 | | |
| Singletary | 31 | 4-9 | 10-12 | 1-5 | 6 | 6 | 0 | 4 | 19 | | |
| Farrakhan | 4 | 0-2 | 0-0 | 0-0 | 0 | 0 | 0 | 0 | 0 | | |
| Baker | 14 | 4-6 | 2-4 | 0-1 | 0 | 0 | 0 | 1 | 11 | | |
| Mikalaukas | 19 | 2-2 | 4-6 | 2-4 | 0 | 1 | 0 | 0 | 8 | | |
| Tucker | 17 | 1-4 | 2-2 | 0-2 | 0 | 0 | 2 | 0 | 5 | | |
| Zeglinski | 7 | 0-1 | 0-0 | 0-1 | 1 | 3 | 0 | 0 | 0 | | |
| Burns | 2 | 0-0 | 0-0 | 1-2 | 0 | 0 | 0 | 0 | 0 | | |
| Scott | 2 | 0-1 | 2-2 | 1-1 | 0 | 0 | 0 | 0 | 2 | | |
| Harris | 2 | 0-1 | 0-0 | 0-0 | 0 | 0 | 0 | 0 | 0 | | |
| Meynsse | 10 | 2-2 | 0-0 | 1-2 | 0 | 2 | 0 | 0 | 4 | | |
| Team | | | | | | | | | | | |
| Totals | 200 | 29-53 | 23-34 | 12-46 | 14 | 18 | 4 | 5 | 90 | | |
| | | .547 | .676 | | | | | | | | |

3-Point Field Goals: (Verm.)--(4-17/235) McIntosh (1-2), Trimboli (2-7), Cieplicki (1-4), Accaoui (0-2), Vier (0-2). (UVa)--(9-19/474) Diane (1-3), Joseph (5-8), Singletary (1-2), Baker (1-1), Tucker (1-4), Zeglinski (0-1).

| | | | |
|---------------|--------|----|----|
| Vermont | 32 | 40 | 72 |
| Virginia | 46 | 44 | 90 |
| Attendance -- | 11,893 | | |

Adrian Joseph and Sean Singletary each had 19 points to lead Virginia to a 90-72 season-opening victory over Vermont at John Paul Jones Arena. Calvin Baker added 11 points in his Cavalier debut and Mamadi Diane scored 10 points and grabbed a team-high eight rebounds.

The victory marked the 10th consecutive season-opening win for the Cavaliers.

Virginia had runs of 17-6 and 10-2 in the first half to build a 14-point advantage (46-32) at the break. Vermont could get no closer than nine points in the second half as the Cavaliers closed out the 18-point victory.

The Cavaliers out-rebounded the Catamounts 46-25 in the contest. Virginia shot 54.7 percent from the floor, including 47.4 percent from three-point range. Leading the UVa attack from behind the arc was Joseph, who tied a career high with five three-point field goals. Vermont shot 41.5 percent from the floor and just 23.5 percent from three-point range.

Vermont was led by Marqus Blakely, who posted a double-double with 24 points and 10 rebounds. Mike Trimboli added 16 points and Kyle Cieplicki had 13 points.

"It feels good to come out and get a double-figure win against a good team. We made it a priority to just go out there and jump out on them. We wanted to come out, defend, and get some early buckets in transition and we did a good job of that." - Sean Singletary

GAME #2 • NOVEMBER 14, 2007

HOWARD 53
AT VIRGINIA 92

| HOWARD (0-2) | | | | REB | | | | | | | |
|--------------|-----|-------|------|-------|----|----|----|---|----|--|--|
| Player | MP | FG | FT | (0-1) | A | TO | BS | S | TP | | |
| Hampton | 31 | 2-7 | 2-4 | 1-3 | 4 | 8 | 1 | 0 | 6 | | |
| Myatt | 25 | 6-10 | 0-0 | 0-5 | 2 | 2 | 0 | 1 | 13 | | |
| Cooper | 20 | 0-1 | 2-2 | 0-1 | 3 | 0 | 0 | 0 | 2 | | |
| White | 36 | 2-11 | 0-0 | 0-6 | 7 | 2 | 0 | 0 | 6 | | |
| Smith | 33 | 7-11 | 0-0 | 0-3 | 0 | 1 | 0 | 2 | 16 | | |
| Mukole | 15 | 2-6 | 0-0 | 0-1 | 0 | 2 | 0 | 0 | 5 | | |
| Timothy | 27 | 2-4 | 0-0 | 1-1 | 0 | 1 | 0 | 1 | 5 | | |
| Thomas | 6 | 0-0 | 0-0 | 0-0 | 0 | 2 | 0 | 0 | 0 | | |
| Kirkpatrick | 7 | 0-1 | 0-0 | 1-3 | 0 | 1 | 0 | 0 | 0 | | |
| Team | | | | | | | | | | | |
| Totals | 200 | 21-51 | 4-6 | 3-23 | 16 | 19 | 1 | 6 | 53 | | |
| | | .412 | .667 | | | | | | | | |

| VIRGINIA (2-0) | | | | REB | | | | | | | |
|----------------|-----|-------|------|-------|----|----|----|----|----|--|--|
| Player | MP | FG | FT | (0-1) | A | TO | BS | S | TP | | |
| Diane | 20 | 5-8 | 0-0 | 1-2 | 1 | 2 | 0 | 1 | 14 | | |
| Joseph | 22 | 2-10 | 0-0 | 1-5 | 1 | 0 | 0 | 2 | 5 | | |
| Pettinella | 21 | 2-3 | 1-2 | 5-5 | 0 | 1 | 1 | 0 | 5 | | |
| Jones | 21 | 4-9 | 2-4 | 2-3 | 2 | 2 | 1 | 3 | 10 | | |
| Singletary | 30 | 9-16 | 2-2 | 3-4 | 8 | 5 | 0 | 1 | 23 | | |
| Farrakhan | 10 | 2-6 | 0-0 | 1-2 | 1 | 0 | 0 | 1 | 4 | | |
| Baker | 17 | 4-8 | 0-0 | 2-8 | 5 | 0 | 0 | 0 | 11 | | |
| Mikalaukas | 14 | 2-3 | 1-4 | 1-1 | 0 | 0 | 0 | 0 | 5 | | |
| Tucker | 3 | 0-0 | 0-0 | 0-0 | 0 | 0 | 0 | 0 | 0 | | |
| Zeglinski | 10 | 1-3 | 0-0 | 0-1 | 5 | 0 | 0 | 0 | 2 | | |
| Sherrill | 2 | 1-1 | 0-0 | 0-0 | 0 | 0 | 0 | 0 | 2 | | |
| Burns | 2 | 0-1 | 0-0 | 0-0 | 0 | 0 | 0 | 0 | 0 | | |
| Scott | 14 | 3-4 | 0-1 | 2-6 | 1 | 0 | 0 | 2 | 7 | | |
| Harris | 9 | 1-2 | 0-0 | 1-6 | 0 | 2 | 0 | 0 | 2 | | |
| Meynsse | 5 | 1-1 | 0-0 | 1-1 | 0 | 0 | 0 | 0 | 2 | | |
| Team | | | | | | | | | | | |
| Totals | 200 | 37-75 | 6-13 | 21-48 | 24 | 12 | 2 | 10 | 92 | | |
| | | .493 | .462 | | | | | | | | |

3-Point Field Goals: (Howard)--(7-21/333) Hampton (0-1), Myatt (1-2), White (2-9), Smith (2-3), Mukole (1-3), Timothy (1-3). (UVa)--(12-29/414) Diane (4-7), Joseph (1-5), Jones (0-2), Singletary (3-6), Farrakhan (0-1), Baker (3-5), Zeglinski (0-2), Scott (1-1).

| | | | |
|---------------|--------|----|----|
| Howard | 26 | 27 | 53 |
| Virginia | 41 | 51 | 92 |
| Attendance -- | 11,162 | | |

Sean Singletary had 23 points and eight assists to lead Virginia to a 92-53 win over Howard at John Paul Jones Arena in a game scheduled as part of the Philly Hoop Group Classic. Mamadi Diane had 14 points, Calvin Baker 11 points, and Jeff Jones 10 points for the Cavaliers, who improved to 2-0 on the young season.

In total, Virginia had 13 different players score in the game, the most since 14 different Cavaliers scored in a 93-47 win over Winthrop on Dec. 1, 1990.

The Cavaliers trailed by five (24-19) midway through the first half before ending the half on a 22-2 run. Virginia continued that momentum in the second half, outscoring the Bison 51-27.

Virginia outrebounded Howard by 25 in the game (48-23). The Cavaliers made a John Paul Jones Arena record 37 field goals, including 12 from three-point range. UVa shot 49.3 percent from the field and 41.4 percent from behind the arc. Howard shot 41.2 percent from the field and 33.3 percent from three-point range. Howard had 19 turnovers, including 10 on steals by the Cavaliers.

Howard was led by Jeron Smith and Eugene Myatt, who had 16 and 13 points respectively.

"There is more time needed to experiment with different lineups and those kind of things. And that's what a day like today would be for. Although you can't be experimenting for too long because you've got some really difficult days ahead." - Dave Leitao

GAME #3 • NOVEMBER 17, 2007

VIRGINIA 75
AT #17 ARIZONA 72

| VIRGINIA (3-0) | | | | REB | | | | | | | |
|----------------|-----|-------|-------|-------|----|----|----|---|----|--|--|
| Player | MP | FG | FT | (0-1) | A | TO | BS | S | TP | | |
| Diane | 36 | 3-4 | 0-0 | 0-1 | 1 | 3 | 3 | 0 | 9 | | |
| Joseph | 22 | 1-2 | 2-2 | 2-3 | 1 | 1 | 0 | 1 | 4 | | |
| Pettinella | 17 | 0-1 | 0-2 | 1-4 | 0 | 0 | 0 | 0 | 1 | | |
| Jones | 21 | 5-8 | 0-0 | 0-1 | 0 | 3 | 0 | 0 | 15 | | |
| Singletary | 36 | 6-19 | 11-11 | 0-4 | 8 | 5 | 0 | 1 | 24 | | |
| Farrakhan | 2 | 0-0 | 0-0 | 0-0 | 0 | 0 | 0 | 0 | 0 | | |
| Baker | 20 | 2-3 | 0-0 | 0-0 | 4 | 2 | 0 | 0 | 5 | | |
| Mikalaukas | 23 | 3-4 | 0-0 | 1-6 | 0 | 0 | 0 | 1 | 6 | | |
| Tucker | 21 | 5-7 | 0-0 | 2-4 | 0 | 1 | 0 | 0 | 12 | | |
| Harris | 2 | 0-1 | 0-0 | 0-0 | 0 | 1 | 0 | 0 | 0 | | |
| Team | | | | | | | | | | | |
| Totals | 200 | 25-49 | 13-15 | 7-27 | 14 | 18 | 3 | 4 | 75 | | |
| | | .510 | .867 | | | | | | | | |

| ARIZONA (1-1) | | | | REB | | | | | | | |
|---------------|-----|-------|-------|-------|----|----|----|---|----|--|--|
| Player | MP | FG | FT | (0-1) | A | TO | BS | S | TP | | |
| Budinger | 31 | 6-14 | 2-2 | 2-5 | 5 | 2 | 0 | 0 | 15 | | |
| Hill | 29 | 5-7 | 4-4 | 4-5 | 0 | 2 | 0 | 0 | 14 | | |
| Bayless | 37 | 7-15 | 3-5 | 1-4 | 4 | 4 | 0 | 1 | 21 | | |
| McClellan | 39 | 4-8 | 0-0 | 0-3 | 4 | 4 | 2 | 2 | 9 | | |
| Dillon | 37 | 1-3 | 2-2 | 1-3 | 3 | 2 | 0 | 2 | 5 | | |
| Wise | 14 | 1-2 | 0-0 | 0-1 | 3 | 3 | 1 | 2 | 3 | | |
| Lucas-Perry | 2 | 0-2 | 0-0 | 1-1 | 0 | 0 | 0 | 0 | 0 | | |
| Brielmaier | 11 | 2-3 | 1-1 | 0-3 | 1 | 0 | 0 | 0 | 5 | | |
| Team | | | | | | | | | | | |
| Totals | 200 | 26-54 | 12-14 | 9-26 | 20 | 17 | 3 | 7 | 72 | | |
| | | .481 | .857 | | | | | | | | |

3-Point Field Goals: (UVa)--(12-21/571) Diane (3-3), Joseph (0-1), Jones (5-7), Singletary (1-6), Baker (1-1), Tucker (2-3). (Arizona)--(8-17/471) Budinger (1-2), Bayless (4-8), McClellan (1-1), Dillon (1-3), Wise (1-2), Lucas-Perry (0-1).

| | | | |
|---------------|--------|----|----|
| Virginia | 42 | 33 | 75 |
| Arizona | 31 | 41 | 72 |
| Attendance -- | 14,602 | | |

Sean Singletary scored four consecutive points in the final 90 seconds to give Virginia the lead for good and finished with game-high totals of 24 points and eight assists to lead the Cavaliers to a 75-72 win at No. 17 Arizona. Jeff Jones was 5-7 from three-point range and finished with 15 points, and Jamil Tucker was 5-7 from the field and tied his career high with 12 points for UVa.

It was the first home loss in November for Arizona since 1978.

The Cavaliers led by two (33-31) with 3:15 remaining in the first half before scoring the last nine points of the half to lead by 11 (42-31) at halftime. Virginia shot 69.2 percent (9-13) from three-point range in the first half and made all five of its free throws.

Both teams made runs in the second half. Arizona scored 12 consecutive points to take a 52-48 lead with 13:25 left in the game. The Cavaliers scored nine consecutive points to lead 66-59 with 8:23 remaining to play, but the Wildcats came right back and scored eight straight points to retake the lead 67-66 with 5:12 left in the game. With the score tied at 69, Singletary made two free throws and then a jump shot to give UVa a 73-69 lead with 39 seconds to play. After a Jerryd Bayless three-pointer cut the Cavaliers' lead to one, Adrian Joseph made two free throws with 20 seconds remaining to provide Virginia with its final margin of victory.

For the game, the Cavaliers shot 51 percent from the field, including 57.1 percent from three-point range, and 86.7 percent from the free throw line. Arizona shot 48.1 percent from the field, including 47.1 percent from three-point range, and 85.7 percent from the free throw line.

Bayless scored 21 points to lead Arizona. Chase Budinger added 15 points and Jordan Hill 14.

"We got out early. We had a game plan and it worked. Both teams shot the ball extremely well in the first half, but we got the stops down the stretch. I'm really proud of how we stuck together." - Dave Leitao

GAME #4 • NOVEMBER 20, 2007

DREXEL **58**
AT #23 VIRGINIA **72**

| DREXEL (3-1) | | REB | | | | | | | | |
|--------------|-----|-------|-------|-------|----|----|----|---|----|--|
| Player | MP | FG | FT | (0-T) | A | TO | BS | S | TP | |
| Oveneke | 21 | 3-3 | 0-0 | 1-7 | 3 | 2 | 0 | 1 | 7 | |
| Elegar | 31 | 8-14 | 7-11 | 0-3 | 2 | 3 | 1 | 1 | 23 | |
| Hawthorne | 34 | 4-12 | 0-0 | 1-3 | 3 | 3 | 1 | 0 | 10 | |
| Rodgers | 31 | 0-3 | 0-0 | 1-1 | 0 | 4 | 0 | 1 | 0 | |
| Harris | 33 | 2-8 | 0-0 | 0-1 | 0 | 2 | 0 | 1 | 6 | |
| Colds | 16 | 2-6 | 0-0 | 0-2 | 1 | 1 | 0 | 1 | 5 | |
| Hynes-Guery | 6 | 0-0 | 2-2 | 0-1 | 1 | 0 | 0 | 0 | 2 | |
| Neisler | 19 | 1-2 | 0-0 | 0-3 | 0 | 1 | 0 | 0 | 2 | |
| Tribbett | 9 | 1-2 | 1-2 | 1-2 | 0 | 1 | 0 | 0 | 3 | |
| Team | | | | 0-4 | | | | | | |
| Totals | 200 | 21-50 | 10-15 | 4-27 | 10 | 17 | 2 | 5 | 58 | |
| | | .420 | .667 | | | | | | | |

| VIRGINIA (4-0) | | REB | | | | | | | | |
|----------------|-----|-------|-------|-------|----|----|----|---|----|--|
| Player | MP | FG | FT | (0-T) | A | TO | BS | S | TP | |
| Diane | 28 | 3-7 | 3-4 | 2-2 | 0 | 3 | 0 | 0 | 11 | |
| Joseph | 30 | 4-9 | 2-2 | 2-11 | 1 | 0 | 0 | 0 | 11 | |
| Pettinella | 8 | 0-2 | 0-0 | 3-4 | 0 | 0 | 0 | 0 | 0 | |
| Jones | 9 | 1-3 | 0-0 | 0-2 | 0 | 2 | 1 | 0 | 2 | |
| Singletary | 37 | 7-19 | 7-8 | 2-7 | 5 | 8 | 0 | 2 | 24 | |
| Farrakhan | 3 | 0-1 | 0-0 | 0-2 | 0 | 0 | 0 | 0 | 0 | |
| Baker | 26 | 5-9 | 0-0 | 0-1 | 1 | 1 | 0 | 1 | 11 | |
| Mikalauskas | 16 | 0-2 | 1-2 | 1-1 | 1 | 0 | 0 | 1 | 1 | |
| Tucker | 19 | 3-4 | 0-0 | 0-4 | 0 | 2 | 0 | 0 | 7 | |
| Zeglinski | 9 | 0-2 | 0-0 | 1-1 | 3 | 0 | 0 | 0 | 0 | |
| Scott | 13 | 0-2 | 5-6 | 3-5 | 0 | 0 | 0 | 1 | 5 | |
| Meynsse | 2 | 0-0 | 0-0 | 0-1 | 0 | 0 | 0 | 0 | 0 | |
| Team | | | | 3-3 | | | | | | |
| Totals | 200 | 23-60 | 18-22 | 17-44 | 11 | 16 | 1 | 5 | 72 | |
| | | .383 | .818 | | | | | | | |

3-Point Field Goals: (Drexel)--(6-18/.333) Oveneke (1-1), Hawthorne (2-8), Rodgers (0-1), Harris (2-3), Colds (1-5). (UVA)--(8-16/.500) Diane (2-4), Joseph (1-4), Singletary (3-3), Baker (1-3), Tucker (1-1), Zeglinski (0-1).

| | | | |
|---------------|--------|----|----|
| Drexel | 25 | 33 | 58 |
| Virginia | 31 | 41 | 72 |
| Attendance -- | 10,975 | | |

Sean Singletary had 24 points and seven rebounds to lead Virginia to a 72-58 victory over Drexel at John Paul Jones Arena in a game that was scheduled as part of the Philly Hoop Group Classic. Adrian Joseph had his first career double-double with his 11 point, 11 rebound performance, while Mamadi Diane and Calvin Baker also scored 11 points each for the Cavaliers, who improved to 4-0 on the season.

Drexel had the lead for most of the first half until a Singletary lay-up with 4:24 remaining gave UVA its first lead of the game. The Cavaliers extended their advantage to six (31-25) at the break. A 10-2 run in the second half increased the Virginia advantage to double-digits and UVA led by as many as 35 points before closing out the 14-point victory.

The Cavaliers had a 44-27 advantage on the boards, including grabbing 17 offensive rebounds. Virginia shot 50.0 percent from three-point range (8-16), but only 38.3 percent overall from the floor. The Cavaliers were 18-22 (81.8 percent) from the free throw line. Drexel shot 42.0 percent from the field and 33.3 percent from behind the arc.

Drexel, which suffered its first loss of the season, was led by Frank Elegar's 23 points. Tramayne Hawthorne added 10 points for the Dragons.

"We knew we would be tested, particularly coming off a cross-country trip and winning an exciting game. I feared there would be a natural let-down that could cost us the game. I felt we suffered through that in the first half, but we concentrated and followed through on the game plan." - Dave Leitao

GAME #5 • NOVEMBER 23, 2007

#23 VIRGINIA **100**
AT PENN **85**

| VIRGINIA (5-0) | | REB | | | | | | | | |
|----------------|-----|-------|-------|-------|----|----|----|----|-----|--|
| Player | MP | FG | FT | (0-T) | A | TO | BS | S | TP | |
| Joseph | 24 | 7-14 | 4-5 | 5-11 | 0 | 2 | 1 | 1 | 23 | |
| Singletary | 28 | 4-12 | 7-7 | 1-2 | 4 | 5 | 0 | 1 | 16 | |
| Pettinella | 11 | 3-3 | 0-2 | 1-2 | 0 | 2 | 1 | 0 | 6 | |
| Jones | 9 | 0-1 | 2-4 | 0-0 | 1 | 1 | 0 | 0 | 2 | |
| Diane | 25 | 5-10 | 2-2 | 1-4 | 1 | 0 | 1 | 2 | 13 | |
| Farrakhan | 10 | 0-2 | 0-0 | 0-2 | 0 | 3 | 0 | 0 | 0 | |
| Baker | 20 | 2-5 | 1-2 | 0-1 | 5 | 2 | 0 | 0 | 6 | |
| Mikalauskas | 12 | 3-6 | 2-3 | 2-2 | 1 | 0 | 1 | 0 | 8 | |
| Tucker | 8 | 3-4 | 0-0 | 0-3 | 0 | 1 | 0 | 0 | 8 | |
| Zeglinski | 14 | 0-2 | 0-0 | 1-2 | 2 | 2 | 0 | 3 | 0 | |
| Sherrill | 1 | 1-1 | 0-0 | 0-0 | 0 | 0 | 0 | 0 | 2 | |
| Burns | 2 | 0-1 | 0-0 | 1-1 | 1 | 1 | 0 | 0 | 0 | |
| Scott | 19 | 3-5 | 4-4 | 4-13 | 1 | 0 | 0 | 3 | 10 | |
| Harris | 13 | 3-6 | 0-1 | 1-3 | 1 | 0 | 0 | 1 | 6 | |
| Meynsse | 4 | 0-0 | 0-0 | 1-1 | 0 | 2 | 0 | 1 | 0 | |
| Team | | | | 7-9 | | | | | | |
| Totals | 200 | 34-72 | 22-30 | 25-56 | 17 | 21 | 4 | 12 | 100 | |
| | | .472 | .733 | | | | | | | |

| PENN (1-4) | | REB | | | | | | | | |
|------------|-----|-------|-------|-------|----|----|----|---|----|--|
| Player | MP | FG | FT | (0-T) | A | TO | BS | S | TP | |
| Eggleston | 32 | 3-7 | 2-2 | 1-4 | 3 | 2 | 0 | 0 | 9 | |
| Schreiber | 18 | 2-8 | 1-3 | 0-3 | 2 | 4 | 2 | 0 | 6 | |
| Bernardini | 20 | 4-7 | 3-3 | 1-1 | 3 | 2 | 0 | 1 | 13 | |
| Grandieri | 26 | 5-10 | 0-3 | 3-5 | 1 | 0 | 0 | 0 | 10 | |
| Gaines | 31 | 2-6 | 8-11 | 0-1 | 8 | 4 | 0 | 1 | 12 | |
| Cohen | 10 | 0-2 | 0-0 | 0-1 | 3 | 0 | 0 | 1 | 0 | |
| Kach | 12 | 0-1 | 1-2 | 0-1 | 0 | 3 | 0 | 0 | 1 | |
| Egee | 3 | 0-0 | 0-0 | 0-0 | 0 | 0 | 0 | 1 | 0 | |
| Cofield | 19 | 6-8 | 7-10 | 0-0 | 0 | 0 | 0 | 0 | 20 | |
| Lewis | 12 | 1-1 | 2-2 | 1-3 | 0 | 1 | 1 | 1 | 4 | |
| Reilly | 15 | 2-5 | 3-4 | 2-4 | 0 | 0 | 0 | 0 | 8 | |
| Votel | 2 | 1-1 | 0-0 | 0-1 | 0 | 0 | 0 | 1 | 2 | |
| Team | | | | 1-2 | | | | | | |
| Totals | 200 | 26-56 | 27-40 | 9-26 | 20 | 16 | 3 | 6 | 85 | |
| | | .464 | .675 | | | | | | | |

3-Point Field Goals: (UVA)--(10-24/.417) Joseph (5-7), Singletary (1-3), Jones (0-1), Diane (1-3), Farrakhan (0-2), Baker (1-3), Tucker (2-3), Scott (0-1), Harris (0-1). (Penn)--(6-21/.286) Eggleston (1-1), Schreiber (1-5), Bernardini (2-5), Grandieri (0-1), Gaines (0-3), Cohen (0-1), Kach (0-1), Cofield (1-2), Reilly (1-2).

| | | | |
|----------|----|----|-----|
| Virginia | 50 | 50 | 100 |
| Penn | 35 | 50 | 85 |

Adrian Joseph had his second consecutive double-double with 23 points and 11 rebounds, and Mike Scott had his first collegiate double-double with 10 points and 13 rebounds to lead Virginia to a 100-85 victory over Penn at The Palestra in the Philly Hoop Group Classic. Sean Singletary added 16 points and four assists for the Cavaliers and Mamadi Diane scored 13 points and had four rebounds.

The two teams combined to shoot 70 free throws and commit 53 fouls in the game.

Virginia scored the game's first seven points and led by as many as 19 in the first half before taking a 50-35 halftime lead. Penn got no closer than 13 points in the second half and the Cavaliers led by as many as 26 (96-70) with 4:12 to play.

UVA out-rebounded Penn 56-26 in the game and the Cavaliers had 12 steals, but turned the ball over 21 times. Virginia shot 47.2 percent from the field, including 41.7 percent from three-point range, and 73.3 percent from the free throw line. Penn shot 46.4 percent from the floor, including just 28.6 percent from three-point range, and 67.5 percent from the free throw line. Fifteen players saw action for the Cavaliers and 11 scored.

Remy Cofield led Penn with 20 points. Tyler Bernardini scored 13 points for the Quakers, Harrison Gaines had 12 points and Brian Grandieri added 10.

"We haven't had a lot of practice time, which is probably my biggest concern because we've played so many games, to get right down to the things that are hurting us on defense. We'll be able to do that obviously in another week or so. For now, it's just win and advance." - Dave Leitao

GAME #6 • NOVEMBER 24, 2007

SETON HALL **74**
VS #23 VIRGINIA **60**

| SETON HALL (5-0) | | REB | | | | | | | | |
|------------------|-----|-------|-------|-------|---|----|----|---|----|--|
| Player | MP | FG | FT | (0-T) | A | TO | BS | S | TP | |
| Laing | 40 | 10-20 | 3-3 | 2-10 | 3 | 3 | 0 | 1 | 25 | |
| Okosun | 19 | 1-1 | 0-1 | 3-6 | 1 | 0 | 2 | 0 | 2 | |
| Nutter | 26 | 2-5 | 3-4 | 0-0 | 1 | 0 | 0 | 2 | 8 | |
| Harvey | 32 | 4-14 | 7-11 | 3-4 | 2 | 0 | 0 | 1 | 16 | |
| Gause | 27 | 2-13 | 4-5 | 3-5 | 2 | 1 | 0 | 2 | 8 | |
| Davis | 5 | 0-1 | 0-0 | 0-1 | 0 | 0 | 0 | 1 | 0 | |
| Hazell | 24 | 4-10 | 0-1 | 2-5 | 0 | 0 | 0 | 1 | 11 | |
| Garcia | 15 | 2-4 | 0-0 | 2-6 | 0 | 0 | 1 | 0 | 4 | |
| Davis | 12 | 0-1 | 0-0 | 1-2 | 0 | 1 | 0 | 0 | 0 | |
| Team | | | | 3-4 | | | | | | |
| Totals | 200 | 25-69 | 17-25 | 19-43 | 9 | 6 | 3 | 8 | 74 | |
| | | .362 | .680 | | | | | | | |

| VIRGINIA (5-1) | | REB | | | | | | | | |
|----------------|-----|-------|-------|-------|----|----|----|---|----|--|
| Player | MP | FG | FT | (0-T) | A | TO | BS | S | TP | |
| Jones | 18 | 2-7 | 0-0 | 1-2 | 0 | 2 | 0 | 0 | 4 | |
| Joseph | 28 | 2-7 | 0-0 | 5-16 | 1 | 5 | 1 | 0 | 6 | |
| Pettinella | 11 | 0-1 | 0-2 | 2-2 | 0 | 0 | 0 | 0 | 0 | |
| Diane | 33 | 4-7 | 2-3 | 4-8 | 2 | 1 | 2 | 0 | 12 | |
| Singletary | 37 | 7-20 | 7-7 | 1-7 | 7 | 5 | 0 | 0 | 23 | |
| Baker | 27 | 4-12 | 0-0 | 1-3 | 1 | 3 | 0 | 0 | 9 | |
| Mikalauskas | 14 | 1-1 | 1-2 | 2-3 | 1 | 0 | 0 | 0 | 3 | |
| Tucker | 12 | 0-4 | 0-0 | 0-0 | 0 | 0 | 1 | 0 | 0 | |
| Zeglinski | 2 | 0-0 | 0-0 | 0-1 | 0 | 0 | 0 | 0 | 0 | |
| Scott | 15 | 0-1 | 1-2 | 2-4 | 0 | 0 | 0 | 0 | 1 | |
| Harris | 3 | 0-1 | 2-2 | 0-1 | 0 | 0 | 0 | 0 | 2 | |
| Team | | | | 2-3 | | | | | | |
| Totals | 200 | 20-61 | 13-18 | 20-50 | 12 | 16 | 4 | 0 | 60 | |
| | | .328 | .722 | | | | | | | |

3-Point Field Goals: (Seton Hall)--(7-23/.304) Laing (2-3), Nutter (1-4), Harvey (1-2), Gause (0-5), Hazell (3-8), Davis (0-1). (UVA)--(7-28/.250) Jones (0-1), Joseph (2-5), Diane (2-4), Singletary (2-9), Baker (1-6), Tucker (0-3).

| | | | |
|---------------|-------|----|----|
| Seton Hall | 40 | 34 | 74 |
| Virginia | 29 | 31 | 60 |
| Attendance -- | 3,871 | | |

Brian Laing scored a game-high 25 points and had 10 rebounds to lead Seton Hall to a 74-60 victory over Virginia in the Philly Hoop Group Classic at The Palestra. The loss was the first of the season for the Cavaliers.

Sean Singletary scored 23 points and had seven assists to lead the Cavaliers. Mamadi Diane added 12 points and Adrian Joseph had a career-high 16 rebounds for UVA.

Seton Hall went on a 16-4 run to take a 33-22 lead with 4:53 remaining in the first half. Laing had six points in that run and 14 in the first half. The Pirates led 40-29 at halftime.

Virginia got within five (42-37) on a three-point-er by Joseph with 15:55 left in the game, but Seton Hall scored the next five points and the Cavaliers got no closer than seven points the rest of the game.

UVA turned the ball over 16 times while Seton Hall had only six turnovers. Virginia shot just 32.8 percent from the field, only 25.0 percent from three-point range, and 72.2 percent from the free throw line. Seton Hall shot 36.2 percent from the field, including 30.4 percent from three-point range, and 68 percent from the free throw line. The Cavaliers out-rebounded the Pirates 50-43.

In addition to Laing, two other Seton Hall players scored in double figures. Eugene Harvey scored 16 points and Jeremy Hazell added 11.

"In 80 minutes of this tournament, we played defense for about seven of them - the first seven minutes (of the Penn game). That is something that needs to improve." - Dave Leitao



GAME #7 • NOVEMBER 27, 2007

NORTHWESTERN 52
AT VIRGINIA 94

| NORTHWESTERN (1-4) | | | | | | | | | |
|--------------------|-----|-------|------|-----------|----|----|----|---|----|
| Player | MP | FG | FT | REB (O-T) | A | TO | BS | S | TP |
| Ryan | 23 | 0-1 | 1-5 | 0-4 | 2 | 3 | 0 | 0 | 1 |
| Baran | 28 | 2-7 | 0-1 | 0-0 | 2 | 2 | 0 | 1 | 4 |
| Moore | 35 | 3-10 | 0-0 | 2-6 | 1 | 1 | 0 | 1 | 9 |
| Thompson | 37 | 5-17 | 1-2 | 1-3 | 2 | 4 | 0 | 0 | 14 |
| Williams | 15 | 2-5 | 1-5 | 1-1 | 0 | 1 | 0 | 2 | 5 |
| Okrzesik | 24 | 5-8 | 0-0 | 0-2 | 1 | 1 | 0 | 1 | 12 |
| Capocci | 21 | 3-6 | 1-2 | 2-5 | 2 | 2 | 0 | 0 | 7 |
| Houlihan | 3 | 0-0 | 0-0 | 0-0 | 0 | 0 | 0 | 0 | 0 |
| Day | 2 | 0-0 | 0-0 | 0-1 | 0 | 0 | 0 | 0 | 0 |
| Peljusic | 4 | 0-2 | 0-0 | 1-1 | 1 | 2 | 0 | 0 | 0 |
| Melchior | 8 | 0-0 | 0-0 | 0-2 | 0 | 0 | 0 | 1 | 0 |
| Team | | | | 1-3 | | | | | |
| Totals | 200 | 20-56 | 4-15 | 8-28 | 11 | 16 | 0 | 6 | 52 |
| | | .357 | .267 | | | | | | |

| VIRGINIA (6-1) | | | | | | | | | |
|----------------|-----|-------|-------|-----------|----|----|----|---|----|
| Player | MP | FG | FT | REB (O-T) | A | TO | BS | S | TP |
| Diane | 29 | 6-11 | 4-4 | 1-7 | 3 | 3 | 1 | 0 | 22 |
| Joseph | 18 | 3-9 | 0-0 | 1-5 | 0 | 0 | 1 | 3 | 8 |
| Pettinella | 10 | 0-0 | 0-0 | 1-2 | 0 | 2 | 0 | 0 | 0 |
| Jones | 21 | 2-8 | 4-5 | 0-5 | 2 | 0 | 0 | 0 | 8 |
| Singletary | 27 | 5-9 | 1-1 | 0-2 | 10 | 2 | 0 | 2 | 14 |
| Farrakhan | 8 | 1-3 | 0-0 | 0-1 | 0 | 1 | 0 | 0 | 2 |
| Baker | 16 | 6-6 | 0-0 | 0-2 | 1 | 1 | 0 | 0 | 16 |
| Mikalaukas | 12 | 2-2 | 3-4 | 2-6 | 0 | 0 | 0 | 0 | 7 |
| Tucker | 7 | 1-2 | 0-0 | 0-1 | 2 | 0 | 0 | 0 | 3 |
| Zeglinski | 10 | 1-2 | 0-0 | 0-2 | 2 | 3 | 1 | 0 | 2 |
| Sherrill | 2 | 0-0 | 0-0 | 0-0 | 0 | 0 | 0 | 1 | 0 |
| Burns | 4 | 1-1 | 0-0 | 0-0 | 0 | 0 | 0 | 0 | 2 |
| Scott | 13 | 3-5 | 2-2 | 3-4 | 0 | 0 | 0 | 1 | 8 |
| Harris | 17 | 0-3 | 0-0 | 2-4 | 0 | 1 | 0 | 1 | 0 |
| Meyinsse | 6 | 1-1 | 0-0 | 0-1 | 0 | 0 | 0 | 0 | 2 |
| Team | | | | 0-1 | | | | | |
| Totals | 200 | 32-62 | 14-16 | 10-43 | 20 | 13 | 3 | 8 | 94 |
| | | .516 | .875 | | | | | | |

3-Point Field Goals: (N.Western)--(8-29/.276) Baran (0-4), Moore (3-8), Thompson (3-9), Williams (0-1), Okrzesik (2-5), Capocci (0-1), Peljusic (0-1). (UVA)--(16-32/.500) Diane (6-9), Joseph (2-5), Jones (0-2), Singletary (3-6), Farrakhan (0-2), Baker (4-4), Tucker (1-2), Zeglinski (0-1), Harris (0-1).

| | | | |
|---------------|--------|----|----|
| Northwestern | 29 | 23 | 52 |
| Virginia | 54 | 40 | 94 |
| Attendance -- | 12,609 | | |

Mamadi Diane had 22 points, hitting a career-high six three-point field goals, and Sean Singletary had his second career double-double to lead Virginia to a 94-52 win over Northwestern in a Big Ten/ACC Challenge matchup at John Paul Jones Arena. Calvin Baker added 16 points, his high at Virginia, on perfect 6-6 shooting from the floor, including 4-4 from behind the arc.

The 42-point margin of victory was the largest in the nine-year history of the event, which annually matches teams from the two conferences.

Eight of the Cavaliers' first nine baskets were from three-point range and the Cavaliers led by as many as 27 points in the first half. They took a 54-29 advantage into halftime. Northwestern had 11 field goals in the first half, one less than Virginia had from three-point range (12).

The Cavaliers made 16 three-point field goals and shot 50.0 percent from behind the arc for the game. Overall, Virginia shot 51.6 from the floor and 87.5 percent from the free throw line. Northwestern shot 35.7 from the floor, including 27.6 percent from three-point range. The Wildcats' 4-15 (26.7 percent) performance from the free throw line was the fourth lowest percentage ever by an opponent against the Cavaliers.

Northwestern was led by Michael Thompson and Jason Okrzesik, who scored 14 and 12 points respectively.

The Cavaliers improved to 5-3 all-time in the Big Ten/ACC Challenge, including a 4-0 mark in games played in Charlottesville.

"We took 32 (3-pointers) today because 32 was the number that presented itself because they played a lot of zone. We shot 50 percent while taking that many. It's only a bad thing when you are taking over 30 and not making too many." - Dave Leitao

GAME #8 • DECEMBER 5, 2007

SYRACUSE 70
AT VIRGINIA 68

| SYRACUSE (6-2) | | | | | | | | | |
|----------------|-----|-------|-------|-----------|----|----|----|---|----|
| Player | MP | FG | FT | REB (O-T) | A | TO | BS | S | TP |
| Greene | 37 | 8-19 | 0-0 | 4-10 | 1 | 2 | 3 | 2 | 20 |
| Harris | 37 | 3-5 | 3-4 | 2-14 | 2 | 3 | 1 | 0 | 10 |
| Onuaku | 33 | 2-5 | 0-0 | 2-8 | 0 | 1 | 0 | 2 | 4 |
| Flynn | 38 | 5-12 | 6-6 | 0-0 | 3 | 5 | 0 | 0 | 18 |
| Devendorf | 37 | 7-15 | 1-1 | 0-1 | 6 | 3 | 0 | 1 | 16 |
| Jackson | 10 | 1-1 | 0-0 | 0-0 | 0 | 0 | 0 | 1 | 2 |
| Ongenaet | 3 | 0-1 | 0-0 | 1-1 | 1 | 1 | 0 | 0 | 0 |
| Wright | 2 | 0-0 | 0-0 | 0-0 | 1 | 0 | 0 | 1 | 0 |
| Jardine | 3 | 0-1 | 0-0 | 0-0 | 0 | 0 | 0 | 1 | 0 |
| Team | | | | 2-5 | | | | | |
| Totals | 200 | 26-59 | 10-11 | 11-39 | 14 | 15 | 4 | 8 | 70 |
| | | .441 | .909 | | | | | | |

| VIRGINIA (6-2) | | | | | | | | | |
|----------------|-----|-------|------|-----------|----|----|----|---|----|
| Player | MP | FG | FT | REB (O-T) | A | TO | BS | S | TP |
| Diane | 33 | 4-7 | 0-0 | 0-2 | 0 | 0 | 1 | 1 | 10 |
| Joseph | 38 | 8-18 | 0-0 | 4-13 | 2 | 5 | 0 | 0 | 19 |
| Pettinella | 3 | 0-0 | 0-0 | 1-1 | 0 | 0 | 0 | 0 | 0 |
| Jones | 12 | 2-4 | 0-0 | 1-1 | 1 | 2 | 0 | 1 | 4 |
| Singletary | 35 | 3-14 | 2-8 | 0-5 | 9 | 3 | 0 | 2 | 10 |
| Baker | 31 | 3-10 | 0-0 | 0-1 | 1 | 2 | 0 | 2 | 8 |
| Mikalaukas | 21 | 1-3 | 1-1 | 0-1 | 0 | 0 | 0 | 0 | 3 |
| Zeglinski | 3 | 1-2 | 0-0 | 1-1 | 0 | 0 | 0 | 0 | 3 |
| Scott | 15 | 1-3 | 2-2 | 3-6 | 0 | 1 | 0 | 0 | 4 |
| Harris | 9 | 3-3 | 0-0 | 1-2 | 0 | 1 | 0 | 0 | 7 |
| Team | | | | 2-3 | | | | | |
| Totals | 200 | 26-64 | 5-11 | 13-36 | 13 | 13 | 2 | 6 | 68 |
| | | .406 | .455 | | | | | | |

3-Point Field Goals: (Syracuse)--(8-21/.381) Green (4-7), Flynn (2-8), Harris (1-2), Devendorf (1-3), Ongenaet (0-1). (UVA)--(11-32/.344) Joseph (3-10), Diane (2-4), Singletary (2-7), Baker (2-7), Harris (1-1), Zeglinski (1-2), Jones (0-1).

| | | | |
|---------------|--------|----|----|
| Syracuse | 29 | 41 | 70 |
| Virginia | 36 | 32 | 68 |
| Attendance -- | 13,603 | | |

Donte Greene scored 20 points, including 12 in the final 10 minutes of the game to lead Syracuse to a 70-68 win over Virginia at John Paul Jones Arena. Greene also had 10 rebounds, blocked three shots and had two steals.

The loss snapped the Cavaliers' 12-game home winning streak and was just the second setback for Virginia at JPJA.

Adrian Joseph led the Cavaliers, posting his third double-double of the season with 19 points and 13 rebounds. Sean Singletary and Mamadi Diane each had 10 points for Virginia.

The Cavaliers led 36-29 at the break, but a 19-5 run by the Orange in the second half gave them a 51-44 lead with 10 minutes to play. The Cavaliers retook the lead and led by three (61-58) with six minutes remaining. Green answered with five consecutive points to give Syracuse the lead (63-61). Green's jumper with just over one minute left gave the Orange a three-point lead (68-65). Diane scored with seven seconds to go to cut the lead to 68-67, but Jonny Flynn made both ends of a one-in-one to increase Syracuse's lead to three. Sean Singletary was fouled with 1.2 seconds left and made the front end of a one-in-one. He intentionally missed the second shot, but the Cavaliers couldn't grab the rebound to attempt a tying shot.

Syracuse out-rebounded Virginia 39-36, the first team to out-rebound the Cavaliers on the season. The Orange shot 44.1 percent from the floor and 90.9 percent from the line, compared to 40.6 percent from the floor and 45.5 percent from the line for Virginia.

In addition to Green, Syracuse was led by Flynn, who had 18 points, Eric Devendorf, who scored 16 points, and Paul Harris, who added 10 points and 14 rebounds.

"I'm obviously disappointed by the outcome of the game. They had a little lapse at the end of the first half, and we had a lapse for the majority of the second half, in both our game plan and in our aggression. You're not going to do that against good teams and get away with it." - Dave Leitao

GAME #9 • DECEMBER 7, 2007

LONGWOOD 57
AT VIRGINIA 76

| LONGWOOD (2-9) | | | | | | | | | |
|----------------|-----|-------|-------|-----------|----|----|----|---|----|
| Player | MP | FG | FT | REB (O-T) | A | TO | BS | S | TP |
| Williams | 28 | 6-15 | 4-4 | 2-3 | 3 | 1 | 0 | 3 | 20 |
| Barrett | 26 | 1-9 | 1-3 | 2-6 | 1 | 1 | 0 | 2 | 3 |
| Wilson | 18 | 2-4 | 3-4 | 3-6 | 1 | 1 | 0 | 0 | 7 |
| Giles | 25 | 1-4 | 0-0 | 0-1 | 3 | 3 | 0 | 0 | 3 |
| Bogan | 34 | 3-12 | 2-2 | 0-5 | 1 | 4 | 0 | 0 | 11 |
| Jaekel | 16 | 0-4 | 1-2 | 0-2 | 0 | 3 | 0 | 0 | 1 |
| Dawson | 5 | 0-0 | 0-0 | 0-0 | 0 | 0 | 0 | 1 | 0 |
| Gee | 2 | 1-1 | 0-0 | 0-0 | 0 | 0 | 0 | 0 | 3 |
| Robinson | 8 | 0-2 | 0-0 | 0-1 | 0 | 1 | 0 | 0 | 0 |
| Swecker | 21 | 1-4 | 2-2 | 0-2 | 1 | 1 | 0 | 0 | 5 |
| Neil | 8 | 2-2 | 0-0 | 0-1 | 1 | 1 | 0 | 1 | 4 |
| Ryan | 4 | 0-2 | 0-0 | 0-0 | 0 | 1 | 0 | 0 | 0 |
| Evans | 5 | 0-1 | 0-1 | 1-1 | 0 | 0 | 1 | 0 | 0 |
| Team | | | | 1-3 | | | | | |
| Totals | 200 | 17-60 | 13-18 | 9-31 | 11 | 17 | 1 | 7 | 57 |
| | | .283 | .722 | | | | | | |

| VIRGINIA (7-2) | | | | | | | | | |
|----------------|-----|-------|-------|-----------|----|----|----|---|----|
| Player | MP | FG | FT | REB (O-T) | A | TO | BS | S | TP |
| Diane | 18 | 4-11 | 1-2 | 1-4 | 1 | 0 | 1 | 0 | 11 |
| Joseph | 28 | 4-11 | 2-3 | 2-10 | 1 | 3 | 1 | 0 | 13 |
| Mikalaukas | 10 | 2-2 | 0-0 | 0-2 | 0 | 0 | 0 | 0 | 4 |
| Jones | 18 | 0-5 | 0-0 | 0-3 | 0 | 4 | 0 | 0 | 1 |
| Singletary | 33 | 6-11 | 8-8 | 1-2 | 8 | 6 | 0 | 0 | 21 |
| Farrakhan | 2 | 0-0 | 0-0 | 0-0 | 0 | 0 | 0 | 0 | 0 |
| Baker | 22 | 4-6 | 1-3 | 0-3 | 2 | 2 | 0 | 1 | 11 |
| Tucker | 8 | 0-0 | 0-0 | 0-0 | 1 | 0 | 0 | 0 | 0 |
| Zeglinski | 7 | 0-0 | 0-2 | 0-0 | 2 | 1 | 0 | 0 | 0 |
| Sherrill | 1 | 1-1 | 0-0 | 0-0 | 0 | 0 | 0 | 0 | 3 |
| Burns | 3 | 0-1 | 0-0 | 0-0 | 1 | 1 | 0 | 0 | 0 |
| Scott | 24 | 3-5 | 3-4 | 1-11 | 1 | 1 | 0 | 1 | 9 |
| Harris | 20 | 1-3 | 2-3 | 5-8 | 0 | 2 | 0 | 1 | 4 |
| Meyinsse | 6 | 0-0 | 0-0 | 2-3 | 0 | 1 | 0 | 0 | 0 |
| Team | | | | 1-3 | | | | | |
| Totals | 200 | 25-56 | 17-25 | 13-49 | 17 | 21 | 2 | 4 | 76 |
| | | .446 | .680 | | | | | | |

3-Point Field Goals: (LU)--(10-26/.385) Williams (4-7), Bogan (3-7), Gee (1-1), Swecker (1-3), Giles (1-4), Robinson (0-1), Ryan (0-1), Barrett (0-2). (UVA)--(9-23/.391) Joseph (3-8), Baker (2-3), Diane (2-5), Sherrill (1-1), Singletary (1-3), Burns (0-1), Jones (0-2).

| | | | |
|---------------|--------|----|----|
| Longwood | 22 | 35 | 57 |
| Virginia | 29 | 47 | 76 |
| Attendance -- | 11,366 | | |

Sean Singletary had 21 points and eight assists to lead Virginia to a 76-57 win over Longwood at John Paul Jones Arena. Adrian Joseph had his fourth double-double of the season, and his second in a row, with a 13-point, 10-rebound performance. Mamadi Diane and Calvin Baker added 11 points each, while Mike Scott came off the bench for nine points and a game-high 11 rebounds.

Longwood, in its first official season at the Division I level, stayed close in the first half. The Lancers drew within three points just before the break and trailed by just seven at halftime. The Cavaliers responded early in the second half, scoring 16 consecutive points to open a 50-30 lead with 11 minutes left to play. Virginia would extend its lead to as many as 26 in the second half.

Virginia out-rebounded the Lancers 49-31 in the contest. The Cavaliers shot 44.6 percent from the floor, including 39.1 percent from behind the arc. Longwood shot 38.5 percent from three-point range, but only 28.3 percent overall from the floor.

The Lancers were led by Kirk Williams, who scored 20 points. Ryan Bogan added 11 points for Longwood.

"I'm not looking at anything that I saw from a positive standpoint or an individual standpoint. If you have a flat tire on your car, does it matter if it's shiny?." - Dave Leitao

GAME #13 - JANUARY 3, 2008

| VIRGINIA | | | | | | | | | | | | 70 |
|-----------------|-----|-------|-------|-------|----|----|----|---|----|--|-----|-----|
| AT XAVIER | | | | | | | | | | | | 108 |
| VIRGINIA (10-3) | | | | | | | | | | | | REB |
| Player | MP | FG | FT | (0-1) | A | TO | BS | S | TP | | | |
| Joseph | 18 | 2-7 | 0-0 | 2-3 | 2 | 1 | 0 | 0 | 6 | | | |
| Scott | 24 | 3-6 | 4-5 | 3-6 | 0 | 1 | 2 | 0 | 10 | | | |
| Jones | 6 | 1-1 | 0-0 | 0-1 | 0 | 1 | 0 | 0 | 2 | | | |
| Diane | 17 | 2-8 | 2-3 | 1-2 | 1 | 0 | 0 | 0 | 7 | | | |
| Singletary | 33 | 5-12 | 3-4 | 1-3 | 7 | 2 | 0 | 1 | 14 | | | |
| Farrakhan | 10 | 1-5 | 0-0 | 1-1 | 0 | 0 | 0 | 1 | 3 | | | |
| Baker | 25 | 2-7 | 3-4 | 0-2 | 3 | 2 | 0 | 2 | 7 | | | |
| Tucker | 13 | 1-2 | 0-0 | 0-1 | 0 | 1 | 1 | 1 | 2 | | | |
| Soroye | 5 | 0-1 | 0-0 | 1-1 | 0 | 0 | 0 | 0 | 0 | | | |
| Sherrill | 3 | 0-0 | 0-0 | 1-2 | 0 | 0 | 0 | 0 | 0 | | | |
| Burns | 4 | 0-0 | 1-2 | 0-1 | 0 | 0 | 0 | 0 | 1 | | | |
| Pettinella | 3 | 0-0 | 0-0 | 0-0 | 0 | 0 | 0 | 1 | 0 | | | |
| Harris | 16 | 2-5 | 1-2 | 2-4 | 0 | 1 | 0 | 0 | 6 | | | |
| Tat | 16 | 3-4 | 6-9 | 2-2 | 1 | 2 | 0 | 0 | 12 | | | |
| Meyinsse | 7 | 0-0 | 0-0 | 0-0 | 0 | 1 | 0 | 0 | 0 | | | |
| Team | | | | | | | | | | | 1-1 | |
| Totals | 200 | 22-58 | 20-29 | 15-30 | 14 | 12 | 3 | 6 | 70 | | | |
| | | .379 | .690 | | | | | | | | | |

XAVIER (11-3)

| XAVIER (11-3) | | | | | | | | | | | | REB |
|---------------|-----|-------|-------|-------|----|----|----|---|-----|--|-----|-----|
| Player | MP | FG | FT | (0-1) | A | TO | BS | S | TP | | | |
| Brown | 22 | 4-6 | 1-2 | 1-7 | 5 | 4 | 0 | 1 | 9 | | | |
| Anderson | 24 | 3-4 | 6-7 | 1-6 | 3 | 1 | 0 | 0 | 12 | | | |
| Love | 21 | 5-6 | 0-0 | 3-6 | 0 | 1 | 1 | 2 | 10 | | | |
| Lavender | 25 | 5-8 | 1-1 | 0-1 | 8 | 0 | 0 | 1 | 13 | | | |
| Burrell | 21 | 4-8 | 4-4 | 0-1 | 5 | 1 | 0 | 0 | 15 | | | |
| Duncan | 14 | 3-6 | 2-2 | 0-3 | 2 | 2 | 1 | 0 | 11 | | | |
| Graves | 19 | 3-3 | 0-0 | 0-0 | 2 | 0 | 0 | 0 | 8 | | | |
| Bronson | 9 | 4-5 | 3-3 | 2-3 | 0 | 1 | 0 | 0 | 11 | | | |
| Raymond | 19 | 4-6 | 0-0 | 0-0 | 1 | 1 | 1 | 0 | 12 | | | |
| Duckett | 5 | 0-1 | 0-0 | 0-1 | 0 | 0 | 0 | 1 | 0 | | | |
| Jackson | 15 | 2-4 | 1-2 | 0-2 | 0 | 1 | 1 | 1 | 7 | | | |
| Hughes | 6 | 0-1 | 0-0 | 0-1 | 1 | 1 | 1 | 0 | 0 | | | |
| Team | | | | | | | | | | | 1-1 | |
| Totals | 200 | 37-58 | 18-21 | 8-32 | 27 | 13 | 5 | 6 | 108 | | | |
| | | .638 | .857 | | | | | | | | | |

3-Point Field Goals: (UVa)--(6-18/.333) Joseph (2-6), Harris (1-1), Farrakhan (1-2), Diane (1-3), Singletary (1-3), Tucker (0-1), Baker (0-2). (XU)--(16-26/.615) Raymond (4-5), Burrell (3-4), Duncan (3-4), Graves (2-2), Lavender (2-4), Jackson (2-4), Brown (0-1), Duckett (0-1), Hughes (0-1).

| | | | |
|---------------|--------|----|-----|
| Virginia | 30 | 40 | 70 |
| Xavier | 61 | 47 | 108 |
| Attendance -- | 10,073 | | |

Virginia ended the non-conference portion of its 2007-08 schedule with a 108-70 loss to Xavier at the Cintas Center. The Musketeers shot 63.8 percent in the game and made 16 3-pointers, the most ever allowed by the Cavaliers.

Virginia was led by Sean Singletary, who had 14 points and seven assists. Solomon Tat, appearing in his just his second game of the season, had a career-high 12 points off the bench while Mike Scott added 10 points and a team-high six rebounds.

Xavier jumped out to a 38-12 lead midway through the first half. The Musketeers made 11 3-pointers before the break and led 61-30 at intermission. In the second half, Xavier led by as many as 43 points before closing out the 38-point win.

The Cavaliers shot 37.9 percent from the floor and 69.0 percent from the line. In addition to their 37-58 (.638) performance from the floor, including 16-26 (.615) from behind the arc, the Musketeers shot 85.7 percent from the line.

Xavier had seven players score in double figures. Stanley Burrell had 15 points to lead the Musketeers. Fellow starters Drew Lavender (13 pts.), C.J. Anderson (12 pts.) and Jason Love (10 pts.) also scored in double figures, as did B.J. Raymond (12 pts.), Josh Duncan (11 pts.) and Charles Bronson (11 pts.) off the bench.

"That was a team that was very good and very ready against a team that wasn't very ready and isn't very good. First play we gave up a dunk and all five guys were in violation of where they were supposed to be and it went on from there." - **Dave Leitao**

GAME #14 - JANUARY 13, 2008

| VIRGINIA | | | | | | | | | | | | 65 |
|---------------------|-----|-------|-------|-------|---|----|----|---|----|--|-----|-----|
| AT #9 DUKE | | | | | | | | | | | | 87 |
| VIRGINIA (10-4-0-1) | | | | | | | | | | | | REB |
| Player | MP | FG | FT | (0-1) | A | TO | BS | S | TP | | | |
| Diane | 32 | 3-12 | 4-5 | 3-6 | 1 | 0 | 0 | 0 | 11 | | | |
| Joseph | 30 | 1-4 | 1-1 | 3-9 | 1 | 0 | 0 | 0 | 3 | | | |
| Scott | 9 | 1-4 | 0-0 | 2-3 | 0 | 3 | 1 | 1 | 2 | | | |
| Baker | 29 | 6-14 | 1-1 | 1-4 | 2 | 2 | 0 | 1 | 13 | | | |
| Singletary | 34 | 6-12 | 4-4 | 0-0 | 4 | 6 | 0 | 0 | 18 | | | |
| Jones | 4 | 0-0 | 0-0 | 0-1 | 0 | 3 | 0 | 0 | 0 | | | |
| Farrakhan | 4 | 0-0 | 0-1 | 0-0 | 0 | 1 | 0 | 0 | 0 | | | |
| Tucker | 18 | 4-7 | 0-0 | 2-5 | 1 | 1 | 1 | 0 | 9 | | | |
| Pettinella | 18 | 4-5 | 1-4 | 1-2 | 0 | 0 | 0 | 0 | 9 | | | |
| Harris | 1 | 0-0 | 0-0 | 0-0 | 0 | 0 | 0 | 0 | 0 | | | |
| Tat | 16 | 0-1 | 0-0 | 0-2 | 0 | 2 | 0 | 1 | 0 | | | |
| Meyinsse | 5 | 0-0 | 0-0 | 0-0 | 0 | 0 | 0 | 0 | 0 | | | |
| Team | | | | | | | | | | | 0-1 | |
| Totals | 200 | 25-59 | 11-16 | 12-34 | 9 | 19 | 2 | 4 | 65 | | | |
| | | .424 | .688 | | | | | | | | | |

DUKE (13-1-0-0)

| DUKE (13-1-0-0) | | | | | | | | | | | | REB |
|-----------------|-----|-------|------|-------|----|----|----|----|----|--|-----|-----|
| Player | MP | FG | FT | (0-1) | A | TO | BS | S | TP | | | |
| Singler | 22 | 6-11 | 0-0 | 3-6 | 2 | 4 | 0 | 1 | 13 | | | |
| McClure | 22 | 0-1 | 0-0 | 2-6 | 2 | 1 | 0 | 2 | 0 | | | |
| Henderson | 23 | 7-12 | 3-4 | 0-1 | 2 | 1 | 1 | 2 | 18 | | | |
| Paulus | 27 | 3-6 | 0-0 | 0-1 | 4 | 1 | 0 | 3 | 9 | | | |
| Nelson | 29 | 8-12 | 1-2 | 1-4 | 3 | 3 | 0 | 1 | 20 | | | |
| Smith | 18 | 3-6 | 2-2 | 0-2 | 4 | 1 | 0 | 0 | 8 | | | |
| King | 17 | 2-8 | 0-0 | 2-4 | 1 | 1 | 1 | 1 | 6 | | | |
| Scheyer | 27 | 5-9 | 1-2 | 1-2 | 3 | 0 | 1 | 1 | 12 | | | |
| Davidson | 1 | 0-0 | 0-0 | 0-0 | 0 | 0 | 0 | 0 | 0 | | | |
| Thomas | 14 | 0-2 | 1-2 | 1-5 | 0 | 0 | 0 | 1 | 1 | | | |
| Team | | | | | | | | | | | 2-4 | |
| Totals | 200 | 34-67 | 8-12 | 12-35 | 21 | 12 | 3 | 12 | 87 | | | |
| | | .507 | .667 | | | | | | | | | |

3-Point Field Goals: (UVa)--(4-14/.286) Singletary (2-4), Tucker (1-3), Diane (1-5), Joseph (0-1), Baker (0-1). (Duke)--(11-31/.355) Nelson (3-4), Paulus (3-6), King (2-7), Henderson (1-3), Singler (1-4), Scheyer (1-4), Smith (0-3).

| | | | |
|---------------|-------|----|----|
| Virginia | 31 | 34 | 65 |
| Duke | 43 | 44 | 87 |
| Attendance -- | 9,314 | | |

Virginia opened its conference season with an 87-65 loss at No. 9/7 Duke at Cameron Indoor Stadium. The setback marked the 12th time in the past 13 seasons the Cavaliers lost their ACC opener and snapped a four-game winning streak against teams ranked in The Associated Press poll.

Sean Singletary led the Cavaliers with 18 points and four assists. Calvin Baker, making the first start of his Virginia career, had 13 points, and Mamadi Diane added 11 points. Adrian Joseph grabbed a game-high nine rebounds.

Duke used a 13-2 run early in the first half to open a 12-point lead. The Blue Devils led by 12 at halftime. In the second half, Duke extended its lead to as many as 26 points before closing out the 22-point win.

The Cavaliers shot 42.4 percent from the floor and 68.8 percent from the line. Duke shot 50.7 percent from the floor and 66.7 percent from the line.

DeMarcus Nelson led Duke with 20 points. Gerald Henderson had 18 points, Kyle Singler scored 13 points, and Jon Scheyer added 12 points for the Blue Devils.

"We lost today to a very good team and usually as is the case—especially in this league and especially on the road—when you allow a good team to play to their strengths and you don't match it with the strengths that you may have, then the outcome is quite obvious." - **Dave Leitao**

GAME #15 - JANUARY 16, 2008

| VIRGINIA TECH | | | | | | | | | | | | 70 |
|--------------------------|-----|-------|-------|-------|----|----|----|---|----|--|-----|-----|
| AT VIRGINIA | | | | | | | | | | | | 69 |
| VIRGINIA TECH (11-6-2-1) | | | | | | | | | | | | REB |
| Player | MP | FG | FT | (0-1) | A | TO | BS | S | TP | | | |
| Allen | 28 | 4-10 | 3-5 | 2-8 | 0 | 3 | 1 | 1 | 11 | | | |
| Washington | 38 | 4-11 | 2-6 | 3-4 | 1 | 0 | 1 | 1 | 11 | | | |
| Vassallo | 40 | 7-16 | 3-4 | 0-5 | 1 | 3 | 0 | 0 | 22 | | | |
| Hudson | 20 | 2-6 | 0-0 | 1-3 | 3 | 3 | 0 | 0 | 4 | | | |
| Delaney | 40 | 3-10 | 1-2 | 0-5 | 6 | 1 | 0 | 0 | 8 | | | |
| Bell | 7 | 2-4 | 0-0 | 1-1 | 0 | 0 | 0 | 0 | 5 | | | |
| Thorns | 27 | 1-6 | 0-0 | 1-4 | 1 | 3 | 0 | 1 | 2 | | | |
| Witcher | 4 | 0-1 | 0-0 | 1-1 | 0 | 0 | 0 | 0 | 0 | | | |
| Thompson | 8 | 1-5 | 3-4 | 3-3 | 0 | 2 | 0 | 1 | 5 | | | |
| Diakite | 13 | 1-1 | 0-0 | 2-5 | 0 | 0 | 1 | 0 | 2 | | | |
| Team | | | | | | | | | | | 2-8 | |
| Totals | 225 | 25-70 | 12-21 | 16-47 | 12 | 15 | 3 | 4 | 70 | | | |
| | | .357 | .571 | | | | | | | | | |

VIRGINIA (10-5-0-2)

| VIRGINIA (10-5-0-2) | | | | | | | | | | | | REB |
|---------------------|-----|-------|-------|-------|---|----|----|---|----|--|-----|-----|
| Player | MP | FG | FT | (0-1) | A | TO | BS | S | TP | | | |
| Diane | 38 | 3-10 | 2-5 | 2-9 | 2 | 3 | 0 | 0 | 8 | | | |
| Joseph | 39 | 4-4 | 0-0 | 1-8 | 0 | 1 | 0 | 1 | 11 | | | |
| Scott | 21 | 1-6 | 1-2 | 0-5 | 0 | 1 | 0 | 0 | 3 | | | |
| Baker | 33 | 2-8 | 0-1 | 0-0 | 3 | 2 | 0 | 2 | 5 | | | |
| Singletary | 44 | 12-21 | 5-6 | 1-10 | 3 | 4 | 0 | 3 | 34 | | | |
| Jones | 11 | 0-2 | 2-2 | 1-1 | 0 | 0 | 0 | 0 | 2 | | | |
| Tucker | 12 | 0-1 | 0-0 | 2-3 | 1 | 1 | 2 | 0 | 0 | | | |
| Pettinella | 20 | 2-2 | 2-2 | 1-2 | 0 | 2 | 0 | 0 | 6 | | | |
| Tat | 3 | 0-0 | 0-0 | 0-0 | 0 | 0 | 0 | 0 | 0 | | | |
| Meyinsse | 4 | 0-0 | 0-0 | 1-1 | 0 | 0 | 0 | 0 | 0 | | | |
| Team | | | | | | | | | | | 0-0 | |
| Totals | 225 | 24-63 | 12-18 | 9-39 | 9 | 14 | 2 | 6 | 69 | | | |
| | | .381 | .667 | | | | | | | | | |

3-Point Field Goals: (VT)--(8-30/.267) Vassallo (5-11), Bell (1-2), Delaney (1-3), Washington (1-5), Allen (0-1), Hudson (0-4), Thorns (0-4). (UVa)--(9-25/.360) Singletary (5-7), Joseph (3-11), Baker (1-4), Tucker (0-1), Diane (0-2).

| | | | | |
|---------------|--------|----|---|----|
| Virginia Tech | 34 | 29 | 7 | 70 |
| Virginia | 38 | 25 | 6 | 69 |
| Attendance -- | 14,433 | | | |

Deron Washington's layup as time expired gave Virginia Tech a 70-69 overtime victory over Virginia at John Paul Jones Arena. It was the Cavaliers' first conference loss at JPPA and was the Hokies' first win in Charlottesville since 1968.

Sean Singletary led the Cavaliers, posting his second double-double of the season with a season-high 34 points (12-21 FG, 5-7 3FG) and tying a career high with 10 rebounds. Singletary also moved into the top 10 on Virginia's career scoring, as he notched the fourth 30-point game of his career. Adrian Joseph added 11 points for the Cavaliers, who fell to 10-5 overall and 0-2 in the ACC.

The Hokies jumped out to an early lead, scoring the game's first nine points. Virginia rallied and took the lead midway through the first half. The Cavaliers led by four at the half, as Singletary scored 23 of his points before the break. The teams battled back and forth in the second half, ending regulation tied at 63-63. Virginia opened a 69-64 lead in overtime, but the Hokies scored the final six points of the night, capped by Washington's last second game-winner.

The Cavaliers shot 38.1 percent from the floor and 66.7 percent from the line. The Hokies shot 35.7 from the floor and 57.1 percent from the line.

A.D. Vassallo led the Hokies, who improved to 11-6 overall and 2-1 in the ACC, with 22 points. Washington added 11 points, as did Jeff Allen.

"Individual performances always are thrown out the window when you lose a game like this. And Sean played a great game. He always plays with a lot of heart and a lot of passion. To have this outcome when you put in a lot of effort like that is really disappointing." - **Ryan Pettinella (on Sean Singletary)**



GAME #16 - JANUARY 19, 2008

| | |
|-----------------------|-----------|
| BOSTON COLLEGE | 66 |
| AT VIRGINIA | 84 |

| BOSTON COLLEGE (12-5/3-1) | | REB | | A | | TO | | BS | | S | | TP | |
|---------------------------|-----|-------|-------|-------|----|----|----|----|----|---|--|----|--|
| Player | MP | FG | FT | (0-1) | A | TO | BS | S | TP | | | | |
| Roche | 14 | 2-6 | 0-0 | 2-3 | 1 | 1 | 1 | 0 | 6 | | | | |
| Spears | 30 | 5-10 | 3-6 | 6-11 | 1 | 2 | 1 | 0 | 13 | | | | |
| Blair | 31 | 2-4 | 2-6 | 3-8 | 0 | 1 | 4 | 0 | 6 | | | | |
| Rice | 40 | 6-16 | 6-10 | 1-6 | 6 | 4 | 0 | 0 | 20 | | | | |
| Sanders | 29 | 3-14 | 0-0 | 2-3 | 0 | 2 | 0 | 1 | 7 | | | | |
| Paris | 27 | 4-8 | 0-1 | 1-6 | 0 | 3 | 0 | 0 | 9 | | | | |
| Raji | 11 | 1-3 | 0-1 | 0-1 | 2 | 1 | 0 | 0 | 2 | | | | |
| Oates | 18 | 1-1 | 0-0 | 0-4 | 0 | 0 | 0 | 0 | 3 | | | | |
| Team | | | | | | | | | | | | | |
| Totals | 200 | 24-62 | 11-24 | 16-43 | 10 | 14 | 6 | 1 | 66 | | | | |
| | | .387 | .458 | | | | | | | | | | |

| VIRGINIA (11-5/1-2) | | REB | | A | | TO | | BS | | S | | TP | |
|---------------------|-----|-------|-------|-------|----|----|----|----|----|---|--|----|--|
| Player | MP | FG | FT | (0-1) | A | TO | BS | S | TP | | | | |
| Diane | 34 | 6-14 | 4-5 | 1-5 | 2 | 3 | 0 | 1 | 20 | | | | |
| Joseph | 27 | 6-12 | 4-4 | 3-5 | 0 | 1 | 0 | 1 | 17 | | | | |
| Scott | 6 | 0-2 | 2-2 | 2-3 | 0 | 0 | 0 | 0 | 2 | | | | |
| Baker | 31 | 5-7 | 2-2 | 1-4 | 1 | 0 | 0 | 0 | 15 | | | | |
| Singletary | 37 | 7-14 | 5-6 | 0-2 | 10 | 1 | 0 | 6 | 19 | | | | |
| Jones | 12 | 1-4 | 0-0 | 1-1 | 0 | 1 | 0 | 0 | 2 | | | | |
| Tucker | 19 | 1-7 | 0-0 | 1-7 | 2 | 0 | 0 | 1 | 3 | | | | |
| Pettinella | 26 | 2-5 | 0-0 | 1-8 | 0 | 0 | 0 | 0 | 4 | | | | |
| Meynsse | 8 | 1-2 | 0-2 | 0-3 | 0 | 0 | 0 | 0 | 2 | | | | |
| Team | | | | | | | | | | | | | |
| Totals | 200 | 29-67 | 17-21 | 13-43 | 15 | 6 | 0 | 9 | 84 | | | | |
| | | .433 | .810 | | | | | | | | | | |

3-Point Field Goals: (BC)--(7-24/.292) Roche (2-5), Rice (2-7), Oates (1-1), Paris (1-4), Sanders (1-6), Raji (0-1). (UVa)--(9-26/.346) Diane (4-10), Baker (3-4), Joseph (1-3), Tucker (1-5), Jones (0-1), Singletary (0-3).

| | | | |
|----------------|----|----|----|
| Boston College | 35 | 31 | 66 |
| Virginia | 35 | 49 | 84 |

Attendance -- 14,039

Sean Singletary had 19 points and 10 assists, posting his second consecutive double-double, to lead Virginia to its first ACC win of the season, an 84-66 victory over Boston College at John Paul Jones Arena.

Mamadi Diane had 20 points, Adrian Joseph had 17 points, and Calvin Baker added 15 points for the Cavaliers.

The first half remained close throughout, with neither team leading by more than six points. Singletary's layup in the final seconds tied the game at 35-35 at intermission, the eighth tie of the first half.

Virginia went on an 11-0 run early in the second half to take a double digit lead. Boston College never got closer than eight points the remainder of the night, with the Cavaliers eventually extending their lead to 18 points by the end of the game.

The Cavaliers shot 43.3 percent from the floor and 81.0 percent from the line. The Eagles shot 38.7 percent from the floor and 45.8 percent from the line.

Boston College was led by Tyrese Rice, who had 20 points and six assists. Shamari Spears had a double-double with 13 points and 11 rebounds for the Eagles, who suffered their first ACC loss of the season (3-1).

"We had a lot of confidence coming into the game and after we got over the hump, the first couple of minutes, we got some stops and everything that Coach Leitao has been saying all year was ringing true. Everybody got a little more confidence." - Sean Singletary

GAME #17 - JANUARY 23, 2008

| | |
|-------------------------|-----------|
| VIRGINIA | 67 |
| AT FLORIDA STATE | 69 |

| VIRGINIA (11-6/1-3) | | REB | | A | | TO | | BS | | S | | TP | |
|---------------------|-----|-------|------|-------|----|----|----|----|----|---|--|----|--|
| Player | MP | FG | FT | (0-1) | A | TO | BS | S | TP | | | | |
| Joseph | 37 | 7-12 | 0-0 | 4-8 | 1 | 2 | 0 | 0 | 17 | | | | |
| Scott | 15 | 2-6 | 1-2 | 1-3 | 0 | 0 | 0 | 1 | 5 | | | | |
| Baker | 34 | 3-11 | 0-2 | 0-0 | 3 | 2 | 0 | 2 | 7 | | | | |
| Diane | 37 | 6-12 | 4-4 | 2-5 | 0 | 1 | 0 | 1 | 21 | | | | |
| Singletary | 33 | 4-11 | 2-2 | 2-3 | 7 | 5 | 0 | 1 | 11 | | | | |
| Jones | 10 | 0-3 | 0-0 | 0-0 | 0 | 1 | 0 | 1 | 0 | | | | |
| Tucker | 2 | 0-0 | 0-0 | 0-1 | 0 | 2 | 0 | 0 | 0 | | | | |
| Pettinella | 12 | 1-1 | 0-0 | 1-3 | 0 | 2 | 0 | 0 | 2 | | | | |
| Harris | 2 | 0-0 | 0-0 | 0-1 | 0 | 0 | 0 | 0 | 0 | | | | |
| Tat | 4 | 0-2 | 0-0 | 0-0 | 0 | 0 | 0 | 1 | 0 | | | | |
| Meynsse | 14 | 2-2 | 0-0 | 1-3 | 0 | 0 | 0 | 1 | 4 | | | | |
| Team | | | | | | | | | | | | | |
| Totals | 200 | 25-60 | 7-10 | 14-33 | 11 | 15 | 0 | 8 | 67 | | | | |
| | | .417 | .700 | | | | | | | | | | |

| FLORIDA STATE (13-7/2-3) | | REB | | A | | TO | | BS | | S | | TP | |
|--------------------------|-----|-------|-------|-------|----|----|----|----|----|---|--|----|--|
| Player | MP | FG | FT | (0-1) | A | TO | BS | S | TP | | | | |
| Echfeur | 32 | 2-5 | 0-0 | 2-5 | 0 | 5 | 1 | 0 | 4 | | | | |
| Reid | 28 | 1-1 | 2-4 | 1-3 | 2 | 3 | 2 | 2 | 4 | | | | |
| Mims | 28 | 2-9 | 0-0 | 2-5 | 1 | 1 | 1 | 1 | 5 | | | | |
| Douglas | 36 | 7-11 | 3-4 | 0-6 | 2 | 1 | 0 | 6 | 19 | | | | |
| Rich | 28 | 5-9 | 5-6 | 3-4 | 2 | 5 | 0 | 0 | 17 | | | | |
| Demery | 7 | 1-2 | 0-0 | 0-0 | 1 | 1 | 1 | 1 | 2 | | | | |
| Swann | 26 | 4-11 | 5-8 | 0-3 | 3 | 1 | 0 | 1 | 16 | | | | |
| Vaughn | 11 | 0-2 | 0-0 | 2-4 | 0 | 0 | 0 | 0 | 0 | | | | |
| Hoff | 1 | 0-0 | 2-2 | 0-0 | 0 | 0 | 0 | 0 | 2 | | | | |
| Zitani | 3 | 0-0 | 0-0 | 0-0 | 0 | 0 | 0 | 0 | 0 | | | | |
| Team | | | | | | | | | | | | | |
| Totals | 200 | 22-50 | 17-24 | 11-32 | 10 | 17 | 5 | 11 | 69 | | | | |
| | | .440 | .708 | | | | | | | | | | |

3-Point Field Goals: (UVa)--(10-29/.345) Diane (5-9), Joseph (3-7), Baker (1-5), Singletary (1-5), Tat (0-1), Jones (0-2). (FSU)--(8-21/.381) Swann (3-7), Rich (2-3), Douglas (2-5), Mims (1-6).

| | | | |
|---------------|----|----|----|
| Virginia | 28 | 39 | 67 |
| Florida State | 31 | 38 | 69 |

Attendance -- 7,314

Virginia had double digit leads in both halves, but couldn't hold on for its first ACC road win of the season, falling 69-67 at Florida State. The loss extended the Cavaliers' losing streak in the state of Florida to eight games.

Mamadi Diane scored a game-high 21 points for Virginia, marking the first time in his career he scored at least 20 points in consecutive games. Adrian Joseph added 17 points and Sean Singletary scored 11 points.

Virginia opened the game strong, taking a 12-2 lead four minutes into the contest. The Seminoles chipped away at the lead throughout the remainder of the first half and took a 31-28 lead into halftime. An 11-0 Cavalier run early in the second gave Virginia the lead again and UVa extended its advantage to 10 points with nine minutes to play. Florida State used a late 9-0 run to retake the lead, 62-60, with under two minutes remaining. The Seminoles made seven of 10 free throws in the final minute to seal the win.

The Cavaliers shot 41.7 percent from the floor and 70.0 percent from the line. Florida State shot 44.0 percent from the floor and 70.8 percent from the line.

Toney Douglas led the Seminoles with 19 points. Jason Rich and Isaiah Swann added 17 and 16 points respectively.

"I think this was a very typical game in this league where it comes down to a precious few possessions. We were up 10 and just had to hold the fort defensively, rebound and execute. We didn't do that, obviously." - Dave Leitao

GAME #18 - JANUARY 27, 2008

| | | |
|---------------------|-----------|-----------|
| GEORGIA TECH | 92 | OT |
| AT VIRGINIA | 82 | |

| GEORGIA TECH (10-9/3-3) | | REB | | A | | TO | | BS | | S | | TP | |
|-------------------------|-----|-------|-------|-------|----|----|----|----|----|---|--|----|--|
| Player | MP | FG | FT | (0-1) | A | TO | BS | S | TP | | | | |
| Lawal | 22 | 5-7 | 5-12 | 3-6 | 2 | 1 | 2 | 0 | 15 | | | | |
| Smith | 30 | 1-5 | 4-7 | 0-6 | 3 | 0 | 1 | 0 | 6 | | | | |
| Miller | 18 | 5-8 | 0-0 | 1-5 | 4 | 1 | 0 | 0 | 11 | | | | |
| Bell | 32 | 2-3 | 0-0 | 1-2 | 4 | 3 | 0 | 2 | 4 | | | | |
| Morrow | 26 | 2-8 | 2-2 | 0-3 | 2 | 0 | 0 | 0 | 7 | | | | |
| Clinch | 21 | 5-8 | 0-0 | 1-2 | 0 | 0 | 0 | 0 | 14 | | | | |
| Causey | 26 | 6-11 | 4-6 | 0-2 | 5 | 4 | 0 | 1 | 18 | | | | |
| Storrs | 12 | 1-2 | 0-0 | 0-1 | 0 | 0 | 0 | 0 | 3 | | | | |
| Peacock | 23 | 5-10 | 2-2 | 2-8 | 0 | 1 | 2 | 0 | 12 | | | | |
| Aminu | 15 | 1-3 | 0-0 | 0-2 | 0 | 0 | 1 | 0 | 2 | | | | |
| Team | | | | | | | | | | | | | |
| Totals | 225 | 33-65 | 17-29 | 8-40 | 20 | 10 | 6 | 3 | 92 | | | | |
| | | .508 | .586 | | | | | | | | | | |

| VIRGINIA (11-7/1-4) | | REB | | A | | TO | | BS | | S | | TP | |
|---------------------|-----|-------|-------|-------|----|----|----|----|----|---|--|----|--|
| Player | MP | FG | FT | (0-1) | A | TO | BS | S | TP | | | | |
| Diane | 42 | 5-17 | 3-5 | 7-8 | 0 | 1 | 1 | 0 | 16 | | | | |
| Joseph | 33 | 5-11 | 1-2 | 1-9 | 3 | 1 | 0 | 0 | 13 | | | | |
| Scott | 20 | 3-6 | 3-4 | 5-9 | 0 | 0 | 0 | 0 | 9 | | | | |
| Baker | 32 | 6-13 | 1-2 | 1-4 | 1 | 3 | 0 | 1 | 16 | | | | |
| Singletary | 41 | 5-19 | 1-2 | 1-4 | 8 | 4 | 0 | 3 | 11 | | | | |
| Jones | 4 | 0-0 | 0-0 | 0-0 | 1 | 1 | 0 | 0 | 0 | | | | |
| Farrakhan | 6 | 1-5 | 0-0 | 0-1 | 1 | 0 | 0 | 0 | 3 | | | | |
| Tucker | 21 | 4-7 | 2-3 | 0-3 | 0 | 1 | 0 | 0 | 13 | | | | |
| Pettinella | 21 | 0-0 | 1-2 | 0-2 | 0 | 1 | 0 | 0 | 1 | | | | |
| Tat | 0+ | 0-0 | 0-0 | 0-0 | 0 | 0 | 0 | 0 | 0 | | | | |
| Meynsse | 5 | 0-0 | 0-0 | 0-1 | 0 | 0 | 0 | 0 | 0 | | | | |
| Team | | | | | | | | | | | | | |
| Totals | 225 | 29-78 | 12-20 | 18-48 | 14 | 12 | 1 | 4 | 82 | | | | |
| | | .372 | .600 | | | | | | | | | | |

3-Point Field Goals: (GT)--(9-22/.409) Clinch (4-6), Causey (2-7), Storrs (1-2), Miller (1-3), Morrow (1-4). (UVa)--(12-36/.333) Tucker (3-5), Baker (3-7), Diane (3-9), Joseph (2-6), Farrakhan (1-3), Singletary (0-6).

| | | | | |
|--------------|----|----|----|----|
| Georgia Tech | 38 | 38 | 16 | 92 |
| Virginia | 48 | 28 | 6 | 82 |

Attendance -- 14,138

Virginia had five players score in double figures for the first time this season, but it wasn't enough as the Cavaliers fell to Georgia Tech 92-82 in overtime at John Paul Jones Arena. It was the second conference loss at home this season for Virginia, both in overtime.

Calvin Baker tied his Virginia career high with 16 points and Mamadi Diane had 16 points as well for Virginia, who fell to 11-7, 1-4 in the ACC. Jamil Tucker scored a career-high 13 points and Adrian Joseph had 13 points and nine rebounds. Sean Singletary had 11 points, scoring in double figures for the 40th consecutive game.

In the first half Virginia shot well, especially from behind the arc, going 9-18 from 3-point range. The Cavaliers led by 10 (48-38) at the half. The Yellow Jackets answered by shooting over 50 percent from the floor in the second half and took a late two point lead. Singletary's layup with four seconds remaining tied it and when Matt Causey's 3-point attempt at the buzzer rattled out the teams went to overtime.

Causey scored 12 of his 18 points in the overtime period as Georgia Tech pulled away for the win.

The Cavaliers shot 37.2 percent from the floor and 60.0 percent from the line. The Yellow Jackets shot 50.8 percent from the floor and 58.6 percent from the line.

In addition to Causey, four other Yellow Jackets scored in double figures. Gani Lawal had 15 points, Lewis Clinch had 14 points, Zack Peacock had 12 points, and Maurice Miller had 11 points.

"Losing is frustrating period. No matter how you lose, by a little or by a lot. We just have to get over the hump. We have been in it, we have been up against just about everybody we have played. We cannot panic, we just have to go into practice and keep working hard." - Sean Singletary



GAME #19 - JANUARY 30, 2008

VIRGINIA 75
AT MARYLAND 85

| VIRGINIA (11-8/1-5) | | REB | | | | | | | | | |
|---------------------|-----|-------|-------|-------|----|----|----|---|----|--|--|
| Player | MP | FG | FT | (0-1) | A | TO | BS | S | TP | | |
| Diane | 34 | 6-13 | 2-2 | 2-3 | 4 | 2 | 0 | 1 | 16 | | |
| Joseph | 16 | 0-4 | 2-2 | 1-3 | 0 | 2 | 0 | 1 | 2 | | |
| Scott | 24 | 3-6 | 0-0 | 4-12 | 1 | 2 | 0 | 0 | 6 | | |
| Baker | 29 | 6-12 | 2-2 | 0-1 | 1 | 0 | 0 | 2 | 17 | | |
| Singletary | 34 | 9-17 | 4-4 | 0-0 | 3 | 0 | 0 | 0 | 23 | | |
| Jones | 3 | 0-0 | 0-0 | 0-1 | 1 | 1 | 0 | 0 | 0 | | |
| Farrakhan | 12 | 0-1 | 1-2 | 1-4 | 0 | 0 | 0 | 0 | 1 | | |
| Tucker | 3 | 0-2 | 0-0 | 0-0 | 0 | 0 | 0 | 0 | 0 | | |
| Pettinella | 18 | 1-1 | 0-0 | 0-0 | 0 | 1 | 0 | 0 | 2 | | |
| Harris | 11 | 1-3 | 1-2 | 0-0 | 1 | 2 | 0 | 0 | 3 | | |
| Tat | 7 | 1-1 | 1-2 | 1-2 | 0 | 1 | 0 | 0 | 3 | | |
| Meyinsse | 9 | 1-1 | 0-0 | 0-0 | 0 | 0 | 0 | 0 | 2 | | |
| Team | | | | 3-5 | | | | | | | |
| Totals | 200 | 28-61 | 13-16 | 12-31 | 11 | 11 | 0 | 4 | 75 | | |
| | | .459 | .813 | | | | | | | | |

| MARYLAND (13-8/3-3) | | REB | | | | | | | | | |
|---------------------|-----|-------|-------|-------|----|----|----|---|----|--|--|
| Player | MP | FG | FT | (0-1) | A | TO | BS | S | TP | | |
| Milbourne | 28 | 4-8 | 4-4 | 3-4 | 3 | 1 | 0 | 0 | 13 | | |
| Gist | 40- | 5-9 | 7-10 | 0-9 | 2 | 2 | 2 | 1 | 17 | | |
| Osby | 21 | 2-2 | 7-8 | 3-6 | 0 | 1 | 3 | 0 | 11 | | |
| Hayes | 33 | 6-9 | 0-0 | 1-3 | 9 | 1 | 0 | 0 | 15 | | |
| Vasquez | 39 | 8-19 | 5-6 | 0-3 | 3 | 1 | 0 | 1 | 25 | | |
| Walker | 2 | 0-0 | 0-0 | 0-0 | 0 | 0 | 0 | 0 | 0 | | |
| Dupree | 6 | 0-0 | 0-0 | 0-0 | 0 | 0 | 0 | 0 | 0 | | |
| Bowie | 15 | 0-0 | 0-0 | 0-1 | 0 | 2 | 0 | 0 | 0 | | |
| Tucker | 4 | 0-2 | 0-0 | 0-0 | 0 | 0 | 0 | 0 | 0 | | |
| Neal | 12 | 2-3 | 0-0 | 1-3 | 1 | 1 | 0 | 0 | 4 | | |
| Team | | | | 0-1 | | | | | | | |
| Totals | 200 | 27-52 | 23-28 | 8-30 | 18 | 9 | 5 | 2 | 85 | | |
| | | .519 | .821 | | | | | | | | |

3-Point Field Goals: (UVa)--(6-21/286) Baker (3-5), Diane (2-6), Singletary (1-4), Farrakhan (0-1), Harris (0-1), Joseph (0-2), Tucker (0-2). (Md)--(8-24/333) Vasquez (4-11), Hayes (3-5), Milbourne (1-5), Tucker (0-1), Gist (0-2).

| | | | |
|---------------|--------|----|----|
| Virginia | 33 | 42 | 75 |
| Maryland | 43 | 42 | 85 |
| Attendance -- | 17,950 | | |

Virginia fell to 1-5 in ACC play after suffering an 85-75 loss to Maryland at the Comcast Center. It was the Cavaliers' sixth consecutive ACC road defeat, dating back to a win at Maryland the previous season.

The Cavaliers were led by Sean Singletary's 23 points, 17 of which came after halftime. Calvin Baker scored a UVa career-high 17 points and Mamadi Diane scored 16 points. Mike Scott added six points and a game-high 12 rebounds.

Maryland opened the game strong, taking a 13-2 lead just over two minutes into the game. Virginia didn't get closer than six points for the remainder of the half and the Terrapins took a 43-33 lead to intermission. Maryland extended its lead to as many as 17 points in the second half before a late Cavalier run got them to within five points on two occasions, the last time with 1:26 remaining to play. Maryland made seven of 10 free throws in the final two minutes to secure the victory.

The Cavaliers shot 45.9 percent from the floor and 81.3 percent from the line. Maryland shot 51.9 percent from the floor and 82.1 percent from the line.

Maryland had five players score in double figures, led by Greivis Vasquez's game-high 25 points. James Gist had 17 points and nine rebounds, while Eric Hayes had 15 points and nine assists. Landon Milbourne and Bambale Osby added 13 and 11 points respectively for the Terrapins.

"We got down early and we were fighting from behind. We didn't do our job in the beginning of the second half, so we were forced to make plays. That's not any way to live, especially on the road." - Dave Leitao

GAME #20 - FEBRUARY 2, 2008

VIRGINIA 65
AT VIRGINIA TECH 72 OT

| VIRGINIA (11-9/1-6) | | REB | | | | | | | | | |
|---------------------|-----|-------|-------|-------|---|----|----|---|----|--|--|
| Player | MP | FG | FT | (0-1) | A | TO | BS | S | TP | | |
| Joseph | 42 | 3-9 | 0-0 | 1-8 | 3 | 0 | 1 | 1 | 8 | | |
| Scott | 28 | 2-5 | 5-7 | 2-3 | 0 | 3 | 0 | 1 | 9 | | |
| Baker | 29 | 0-2 | 0-0 | 1-2 | 4 | 3 | 0 | 1 | 0 | | |
| Diane | 36 | 2-8 | 3-7 | 0-4 | 0 | 2 | 1 | 0 | 8 | | |
| Singletary | 37 | 6-15 | 11-14 | 2-5 | 2 | 3 | 0 | 1 | 26 | | |
| Jones | 14 | 0-2 | 0-1 | 0-1 | 0 | 2 | 0 | 1 | 0 | | |
| Farrakhan | 5 | 0-2 | 0-0 | 0-0 | 0 | 0 | 0 | 0 | 0 | | |
| Tucker | 17 | 4-7 | 0-0 | 1-5 | 0 | 1 | 0 | 0 | 10 | | |
| Pettinella | 15 | 2-3 | 0-0 | 0-1 | 0 | 1 | 0 | 0 | 4 | | |
| Meyinsse | 2 | 0-0 | 0-0 | 0-0 | 0 | 0 | 0 | 0 | 0 | | |
| Team | | | | 2-4 | | | | | | | |
| Totals | 225 | 19-53 | 19-29 | 9-33 | 9 | 15 | 2 | 5 | 65 | | |
| | | .358 | .655 | | | | | | | | |

| VIRGINIA TECH (14-8/5-3) | | REB | | | | | | | | | |
|--------------------------|-----|-------|-------|-------|---|----|----|---|----|--|--|
| Player | MP | FG | FT | (0-1) | A | TO | BS | S | TP | | |
| Allen | 28 | 4-6 | 4-8 | 1-6 | 0 | 2 | 1 | 1 | 12 | | |
| Washington | 43 | 3-14 | 9-14 | 2-12 | 3 | 1 | 0 | 1 | 15 | | |
| Vassallo | 27 | 5-9 | 1-2 | 0-2 | 1 | 1 | 1 | 0 | 14 | | |
| Thorns | 30 | 1-5 | 3-6 | 1-2 | 4 | 3 | 0 | 0 | 5 | | |
| Delaney | 39 | 3-9 | 4-4 | 3-5 | 1 | 2 | 0 | 0 | 10 | | |
| Bell | 5 | 0-0 | 0-0 | 0-0 | 0 | 1 | 0 | 0 | 0 | | |
| Hudson | 10 | 0-2 | 0-0 | 0-0 | 0 | 0 | 0 | 0 | 0 | | |
| Witcher | 15 | 3-6 | 4-4 | 4-4 | 0 | 0 | 0 | 1 | 10 | | |
| Thompson | 27 | 3-5 | 0-0 | 2-7 | 0 | 1 | 2 | 1 | 6 | | |
| Diakite | 1 | 0-0 | 0-0 | 1-1 | 0 | 1 | 0 | 0 | 0 | | |
| Team | | | | 2-4 | | | | | | | |
| Totals | 225 | 22-56 | 25-38 | 16-43 | 9 | 12 | 4 | 4 | 72 | | |
| | | .393 | .658 | | | | | | | | |

3-Point Field Goals: (UVa)--(8-21/381) Singletary (3-6), Tucker (2-3), Joseph (2-6), Diane (1-4), Baker (0-1), Farrakhan (0-1). (VT)--(3-14/214) Vassallo (3-5), Washington (0-1), Hudson (0-1), Thorns (0-3), Delaney (0-4).

| | | | | |
|---------------|-------|----|----|----|
| Virginia | 26 | 28 | 11 | 65 |
| Virginia Tech | 25 | 29 | 18 | 72 |
| Attendance -- | 9,847 | | | |

Virginia suffered its third overtime loss of the season, falling to Virginia Tech 72-65 at Cassell Coliseum. It marks just the second time in school history the Cavaliers have lost three overtime games in a season (1986-87).

Sean Singletary scored a game-high 26 points for Virginia, his ninth 20-point game of the season and the 36th of his career. Jamil Tucker added 10 points off the bench for the Cavaliers.

In the first half, Virginia used a 14-0 run to open a 23-11 lead. But the Hokies answered with a 12-0 run of their own to tie the game at 23-23. Virginia took a 26-25 lead into halftime. Virginia led by seven (48-41) with just under six minutes to play. Virginia Tech went on an 11-2 run to take a 52-50 lead with 1:35 remaining. After a Mamadi Diane basket tied the game at 52-52, Deron Washington gave the Hokies a 54-52 lead with 14 seconds to play. Singletary's two free throws drew the Cavaliers even with seven seconds remaining and the Hokies' J.T. Thompson missed a putback as time expired sending the game to overtime. In the extra session, the Hokies raced to an eight point lead with 1:41 left and led by as many as 10 points before completing the seven-point win.

The Cavaliers shot 35.8 percent from the floor and 65.5 percent from the line. Virginia Tech shot 39.3 percent from the floor and 65.8 percent from the line.

Washington had a double-double to lead the Hokies with 15 points and 12 rebounds. A.D. Vassallo scored 14 points, Jeff Allen had 12 points, and Malcolm Delaney and Lewis Witcher each added 10 points for Virginia Tech.

"In a team game, a guy with that kind of spirit, should be able to get that from everybody else. We're just not getting enough of it to make enough plays to help us win games." - Dave Leitao (on Sean Singletary)

GAME #21 - FEBRUARY 7, 2008

CLEMSON 82
AT VIRGINIA 51

| CLEMSON (17-5/5-3) | | REB | | | | | | | | | |
|--------------------|-----|-------|------|-------|----|----|----|---|----|--|--|
| Player | MP | FG | FT | (0-1) | A | TO | BS | S | TP | | |
| Perry | 16 | 0-1 | 0-0 | 1-1 | 3 | 1 | 1 | 1 | 0 | | |
| Mays | 26 | 3-5 | 0-2 | 1-5 | 0 | 3 | 0 | 0 | 6 | | |
| Booker | 23 | 1-7 | 0-0 | 3-7 | 3 | 0 | 0 | 1 | 2 | | |
| Rivers | 29 | 12-19 | 0-0 | 1-6 | 0 | 1 | 2 | 1 | 32 | | |
| Hammonds | 34 | 7-10 | 0-2 | 0-4 | 11 | 2 | 0 | 4 | 16 | | |
| Baize | 0+ | 0-0 | 0-0 | 0-0 | 0 | 1 | 0 | 0 | 0 | | |
| Anderson | 0+ | 0-0 | 0-0 | 0-0 | 0 | 0 | 0 | 0 | 0 | | |
| Sykes | 12 | 1-3 | 0-0 | 0-1 | 0 | 3 | 0 | 0 | 2 | | |
| Potter | 23 | 4-7 | 0-0 | 1-6 | 2 | 2 | 1 | 1 | 10 | | |
| Oglesby | 23 | 4-8 | 2-2 | 0-0 | 1 | 0 | 0 | 0 | 14 | | |
| Morris | 5 | 0-0 | 0-0 | 0-0 | 0 | 0 | 0 | 0 | 0 | | |
| Yanutola | 0+ | 0-0 | 0-0 | 0-0 | 0 | 0 | 0 | 0 | 0 | | |
| Grant | 8 | 0-0 | 0-0 | 1-3 | 1 | 1 | 1 | 0 | 0 | | |
| Petrukonis | 1 | 0-0 | 0-0 | 0-1 | 1 | 0 | 0 | 0 | 0 | | |
| Team | | | | 1-1 | | | | | | | |
| Totals | 200 | 32-60 | 2-6 | 9-35 | 22 | 14 | 5 | 8 | 82 | | |
| | | .533 | .333 | | | | | | | | |

| VIRGINIA (11-10/1-7) | | REB | | | | | | | | | |
|----------------------|-----|-------|------|-------|---|----|----|---|----|--|--|
| Player | MP | FG | FT | (0-1) | A | TO | BS | S | TP | | |
| Diane | 24 | 1-8 | 0-0 | 0-1 | 0 | 1 | 0 | 1 | 2 | | |
| Joseph | 34 | 8-12 | 1-2 | 2-6 | 1 | 3 | 1 | 1 | 19 | | |
| Scott | 20 | 0-2 | 1-2 | 2-7 | 1 | 2 | 1 | 0 | 1 | | |
| Baker | 27 | 1-3 | 3-4 | 0-3 | 0 | 2 | 1 | 0 | 5 | | |
| Singletary | 32 | 5-10 | 2-3 | 1-4 | 2 | 5 | 0 | 0 | 14 | | |
| Jones | 8 | 0-1 | 1-2 | 0-0 | 0 | 0 | 0 | 0 | 1 | | |
| Farrakhan | 12 | 0-4 | 0-0 | 1-1 | 0 | 2 | 0 | 0 | 0 | | |
| Tucker | 9 | 1-2 | 1-2 | 0-0 | 2 | 0 | 0 | 0 | 3 | | |
| Sherrill | 1 | 0-0 | 0-0 | 0-0 | 0 | 0 | 0 | 0 | 0 | | |
| Burns | 1 | 0-0 | 0-0 | 0-0 | 0 | 0 | 0 | 0 | 0 | | |
| Pettinella | 15 | 0-0 | 0-0 | 0-1 | 0 | 2 | 0 | 0 | 0 | | |
| Tat | 9 | 2-4 | 0-0 | 0-1 | 1 | 1 | 0 | 1 | 4 | | |
| Meyinsse | 8 | 1-3 | 0-0 | 0-1 | 0 | 0 | 0 | 0 | 2 | | |
| Team | | | | 1-2 | | | | | | | |
| Totals | 200 | 19-49 | 9-15 | 7-27 | 7 | 18 | 3 | 3 | 51 | | |
| | | .388 | .600 | | | | | | | | |

3-Point Field Goals: (Clem)--(16-26/615) Rivers (8-11), Oglesby (4-8), Hammonds (2-3), Potter (2-4). (UVa)--(4-14/286) Singletary (2-3), Joseph (2-5), Baker (0-1), Jones (0-1), Farrakhan (0-1), Tucker (0-1), Diane (0-2).

| | | | |
|---------------|--------|----|----|
| Clemson | 40 | 42 | 82 |
| Virginia | 24 | 27 | 51 |
| Attendance -- | 13,929 | | |

Virginia reached the midpoint of the conference season with a 1-7 record after suffering an 82-51 loss to Clemson at John Paul Jones Arena. The Cavaliers had their losing streak reach five games, the longest streak in the Dave Leitao era.

Adrian Joseph led Virginia with 19 points, tying his career high against an ACC opponent, while Sean Singletary added 14 points.

The Tigers used strong shooting from beyond the arc to fuel their win. Clemson shot 16-26 (.615) from 3-point range, led by K.C. Rivers, who made eight of his 11 attempts from long distance. Rivers finished with 32 points, an opponent record at JPJA. Cliff Hammonds added a double-double for Clemson, with 16 points and 11 assists. Terrence Oglesby had 14 points and David Potter had 10 points for the Tigers, who improved to 17-5 overall (5-3 ACC). Clemson's 16 3-point field goals ties for the most against the Cavaliers in a game.

Clemson used a 22-3 run in the first half to build a 36-14 lead with five minutes remaining before halftime. Virginia cut the lead to 14 before heading to halftime facing a 16-point deficit (40-24), their largest ever at JPJA. In the second half, a 21-5 Clemson run extended its lead to 38 points (79-41) as the Tigers closed out the 31-point victory, Virginia's worst home defeat since the 2004-05 season.

The Cavaliers shot 38.8 percent from the floor and 60.0 percent from the line while scoring a season-low 51 points. The Tigers shot 53.3 percent from the floor and 33.3 percent from the line.

"We've got to get back to basics, get back to the gym, and correct. It didn't look pretty, and this was obviously something that I didn't expect to happen. That's why we're getting back to basics, to make the appropriate physical and emotional corrections, and to make sure games like tonight don't happen again." - Dave Leitao

GAME #22 • FEBRUARY 9, 2008

VIRGINIA 64
AT WAKE FOREST 80

| VIRGINIA (11-11/1-8) | | REB | | | | | | | | | |
|----------------------|-----|-------|-------|-------|---|----|----|---|----|--|--|
| Player | MP | FG | FT | (0-T) | A | TO | BS | S | TP | | |
| Tucker | 30 | 2-10 | 0-0 | 2-9 | 1 | 2 | 0 | 1 | 6 | | |
| Joseph | 32 | 2-7 | 0-0 | 0-3 | 0 | 4 | 0 | 1 | 4 | | |
| Pettinella | 24 | 6-7 | 0-5 | 6-11 | 0 | 1 | 0 | 0 | 12 | | |
| Jones | 17 | 1-6 | 1-2 | 0-4 | 0 | 2 | 0 | 0 | 4 | | |
| Singletary | 36 | 7-18 | 7-8 | 1-1 | 3 | 4 | 0 | 2 | 21 | | |
| Farrakhan | 4 | 0-1 | 0-0 | 0-0 | 0 | 0 | 0 | 0 | 0 | | |
| Baker | 24 | 1-5 | 0-0 | 1-4 | 2 | 2 | 0 | 1 | 3 | | |
| Diane | 17 | 2-9 | 5-6 | 5-6 | 1 | 1 | 0 | 0 | 9 | | |
| Scott | 12 | 0-1 | 3-4 | 2-3 | 0 | 0 | 0 | 0 | 3 | | |
| Meyinsse | 4 | 1-2 | 0-0 | 2-2 | 0 | 0 | 0 | 0 | 2 | | |
| Team | | | | 1-6 | | | | | | | |
| Totals | 200 | 22-66 | 16-25 | 20-49 | 7 | 16 | 0 | 5 | 64 | | |
| | | .333 | .640 | | | | | | | | |

| WAKE FOREST (14-8/4-5) | | REB | | | | | | | | | |
|------------------------|-----|-------|-------|-------|----|----|----|---|----|--|--|
| Player | MP | FG | FT | (0-T) | A | TO | BS | S | TP | | |
| McFarland | 21 | 4-7 | 1-2 | 2-6 | 0 | 1 | 2 | 0 | 9 | | |
| Johnson | 35 | 6-9 | 7-10 | 3-8 | 0 | 2 | 3 | 1 | 21 | | |
| Teague | 34 | 2-9 | 1-2 | 0-4 | 4 | 3 | 2 | 0 | 6 | | |
| Hale | 32 | 4-11 | 3-4 | 0-3 | 0 | 1 | 0 | 2 | 15 | | |
| Smith | 31 | 6-10 | 1-5 | 0-4 | 6 | 1 | 0 | 0 | 15 | | |
| Clark | 16 | 3-5 | 2-4 | 2-4 | 3 | 1 | 0 | 1 | 8 | | |
| Skeen | 13 | 0-3 | 1-2 | 0-3 | 1 | 0 | 0 | 0 | 1 | | |
| Weaver | 18 | 2-2 | 0-0 | 1-3 | 0 | 1 | 1 | 0 | 5 | | |
| Team | | | | 1-3 | | | | | | | |
| Totals | 200 | 27-56 | 16-29 | 9-38 | 14 | 10 | 8 | 4 | 80 | | |
| | | .482 | .552 | | | | | | | | |

3-Point Field Goals: (UVa)--(4-19/211) Tucker (2-7), Jones (1-2), Baker (1-3), Joseph (0-1), Farrakhan (0-1), Diane (0-2), Singletary (0-3). (WF)--(10-21/476) Hale (4-7), Smith (2-2), Johnson (2-3), Weaver (1-1), Teague (1-4), Clark (0-2), Skeen (0-2).

| | | | |
|---------------|--------|----|----|
| Virginia | 27 | 37 | 64 |
| Wake Forest | 36 | 44 | 80 |
| Attendance -- | 14,179 | | |

Virginia suffered its sixth consecutive loss and dropped to 1-8 in the ACC for the first time since 1984-85 with an 80-64 loss to Wake Forest at Joel Coliseum. The loss also marked Virginia's eighth consecutive ACC road loss.

The Cavaliers were led by Sean Singletary's 21 points, his 10th 20-point game of the season. Ryan Pettinella, making his first start in 14 games, produced his first double-double of the season with 12 points and a career-high 11 rebounds.

Wake Forest used a 9-1 run to build an 11-point lead (21-10) midway through the first half. The Demon Deacons led by as many as 13 in the first half before the Cavaliers trimmed the advantage to 36-27 at halftime. In the second half, Virginia used a 7-0 run to close the advantage to 57-54 with 8:19 to play. The Cavaliers trailed by three points (67-64) with four minutes to play, but the Demon Deacons closed the game on a 13-0 run to secure the victory.

The Cavaliers shot 33.3 percent from the floor and 64.0 percent from the line. Wake Forest shot 48.2 percent from the floor and 55.2 percent from the line.

Wake Forest was led by James Johnson, who scored 21 points. Harvey Hale and Ishmael Smith each added 15 points for the Demon Deacons.

"There's only one result and that's to score more points than the other team. And when that doesn't happen, then it doesn't work. We're giving guys opportunities based on their performance in practice. And that was the decision, based on practice." - Dave Leitao on changing the starting lineup

GAME #23 • FEBRUARY 12, 2008

#5 NORTH CAROLINA 75
AT VIRGINIA 74

| NORTH CAROLINA (23-2/8-2) | | REB | | | | | | | | | |
|---------------------------|-----|-------|------|-------|----|----|----|---|----|--|--|
| Player | MP | FG | FT | (0-T) | A | TO | BS | S | TP | | |
| Ginyard | 35 | 3-5 | 0-0 | 0-6 | 3 | 2 | 0 | 0 | 7 | | |
| Thompson | 25 | 5-11 | 2-2 | 2-6 | 0 | 1 | 1 | 2 | 12 | | |
| Hansbrough | 35 | 10-15 | 3-5 | 1-7 | 0 | 3 | 2 | 0 | 23 | | |
| Thomas | 20 | 2-2 | 0-1 | 0-2 | 3 | 2 | 0 | 0 | 5 | | |
| Ellington | 37 | 7-15 | 2-4 | 1-5 | 3 | 4 | 0 | 0 | 19 | | |
| Graves | 8 | 0-1 | 0-0 | 1-2 | 0 | 1 | 0 | 0 | 0 | | |
| Green | 24 | 4-6 | 0-0 | 2-5 | 3 | 3 | 1 | 0 | 9 | | |
| Stephenson | 16 | 0-4 | 0-0 | 3-7 | 0 | 1 | 1 | 0 | 0 | | |
| Team | | | | 1-3 | | | | | | | |
| Totals | 200 | 31-59 | 7-12 | 11-43 | 12 | 17 | 5 | 2 | 75 | | |
| | | .525 | .583 | | | | | | | | |

| VIRGINIA (11-12/1-9) | | REB | | | | | | | | | |
|----------------------|-----|-------|------|-------|----|----|----|---|----|--|--|
| Player | MP | FG | FT | (0-T) | A | TO | BS | S | TP | | |
| Tucker | 18 | 2-7 | 0-0 | 1-2 | 0 | 0 | 0 | 0 | 5 | | |
| Joseph | 24 | 2-10 | 2-2 | 2-5 | 1 | 1 | 1 | 0 | 8 | | |
| Pettinella | 22 | 0-4 | 0-0 | 5-6 | 1 | 0 | 0 | 0 | 0 | | |
| Jones | 19 | 3-6 | 0-0 | 0-2 | 0 | 0 | 0 | 1 | 7 | | |
| Singletary | 35 | 9-20 | 6-7 | 1-6 | 7 | 4 | 0 | 3 | 27 | | |
| Baker | 26 | 4-10 | 1-2 | 0-3 | 1 | 0 | 2 | 2 | 10 | | |
| Mikalaukas | 13 | 2-2 | 0-0 | 1-1 | 0 | 0 | 0 | 0 | 4 | | |
| Diane | 29 | 4-11 | 0-0 | 3-7 | 2 | 2 | 0 | 0 | 9 | | |
| Scott | 14 | 2-4 | 0-0 | 1-1 | 0 | 0 | 0 | 2 | 4 | | |
| Team | | | | 1-3 | | | | | | | |
| Totals | 200 | 28-74 | 9-11 | 15-36 | 12 | 7 | 3 | 8 | 74 | | |
| | | .378 | .818 | | | | | | | | |

3-Point Field Goals: (UNC)--(6-16/375) Ellington (3-9), Thomas (1-1), Ginyard (1-2), Green (1-3), Graves (0-1). (UVa)--(9-31/290) Singletary (3-8), Joseph (2-6), Jones (1-3), Baker (1-3), Tucker (1-5), Diane (1-6).

| | | | |
|----------------|--------|----|----|
| North Carolina | 38 | 37 | 75 |
| Virginia | 31 | 43 | 74 |
| Attendance -- | 13,765 | | |

The Cavaliers suffered their seventh consecutive loss and fell to 1-9 in conference play after being edged by fifth-ranked North Carolina 75-74 at John Paul Jones Arena.

Sean Singletary led Virginia with 27 points and seven assists. It was the 11th 20-point game of the season for Singletary and his fifth in ACC play. Calvin Baker came off the bench to score 10 points and had a career-high two blocks.

North Carolina used an early 15-0 run to take a 20-7 lead in the contest. The Cavaliers countered with a 22-8 run of their own to take a 29-28 lead. However, the Tar Heels' 8-0 run to end the first half gave them a 38-31 lead at the break. North Carolina led throughout the second half, by as many as nine points. UNC held a 73-68 lead with a minute to play, but Virginia closed to within two points on Baker's 3-pointer with 52 seconds remaining. Tyler Hansbrough's jumper with 22 seconds to play gave North Carolina a 75-71 lead before Singletary's 3-pointer cut the advantage to one with 8.2 seconds to play. Virginia fouled Wayne Ellington with 2.8 seconds remaining and he missed the front end of a 1-in-1, but neither team could secure the rebound before time expired.

The Cavaliers shot 37.8 percent from the floor and 81.8 percent from the line. North Carolina shot 52.5 percent from the floor and 58.3 percent from the line.

Hansbrough led the Tar Heels with 23 points, 17 of which came in the first half. Ellington scored 19 points and Deon Thompson had 12 points for North Carolina.

"I think it shows that we can play with any team in the country, no matter who they are. We just have to do it on a more consistent basis and get over that hump." - Sean Singletary

GAME #24 • FEBRUARY 17, 2008

VIRGINIA 79
AT BOSTON COLLEGE 74

| VIRGINIA (12-12/2-9) | | REB | | | | | | | | | |
|----------------------|-----|-------|-------|-------|----|----|----|---|----|--|--|
| Player | MP | FG | FT | (0-T) | A | TO | BS | S | TP | | |
| Joseph | 17 | 2-4 | 0-0 | 0-1 | 2 | 0 | 1 | 0 | 5 | | |
| Scott | 29 | 5-11 | 0-2 | 2-12 | 1 | 1 | 0 | 2 | 11 | | |
| Pettinella | 9 | 0-0 | 0-0 | 1-2 | 0 | 1 | 0 | 0 | 0 | | |
| Jones | 21 | 1-7 | 2-2 | 1-2 | 4 | 1 | 1 | 0 | 4 | | |
| Singletary | 36 | 5-10 | 4-4 | 0-5 | 4 | 1 | 0 | 1 | 16 | | |
| Baker | 24 | 1-4 | 4-4 | 0-2 | 5 | 3 | 0 | 0 | 7 | | |
| Mikalaukas | 18 | 6-7 | 1-3 | 1-4 | 0 | 2 | 1 | 0 | 13 | | |
| Tucker | 11 | 1-1 | 0-0 | 0-1 | 1 | 0 | 0 | 0 | 3 | | |
| Diane | 35 | 6-12 | 5-6 | 1-4 | 1 | 0 | 0 | 0 | 20 | | |
| Team | | | | 2-4 | | | | | | | |
| Totals | 200 | 27-56 | 16-21 | 8-37 | 18 | 11 | 3 | 3 | 79 | | |
| | | .482 | .762 | | | | | | | | |

| BOSTON COLLEGE (13-11/4-7) | | REB | | | | | | | | | |
|----------------------------|-----|-------|-------|-------|----|----|----|---|----|--|--|
| Player | MP | FG | FT | (0-T) | A | TO | BS | S | TP | | |
| Sanders | 26 | 3-9 | 1-2 | 0-5 | 3 | 2 | 1 | 0 | 8 | | |
| Blair | 27 | 3-7 | 5-6 | 3-7 | 0 | 1 | 2 | 1 | 11 | | |
| Oates | 22 | 0-2 | 0-0 | 0-2 | 2 | 0 | 0 | 0 | 0 | | |
| Rice | 40 | 11-24 | 2-2 | 0-4 | 3 | 2 | 1 | 0 | 28 | | |
| Paris | 36 | 2-7 | 0-2 | 0-2 | 6 | 2 | 0 | 1 | 5 | | |
| Raji | 18 | 3-5 | 1-3 | 3-3 | 4 | 0 | 0 | 1 | 7 | | |
| Spears | 24 | 2-3 | 6-8 | 3-4 | 0 | 1 | 0 | 3 | 10 | | |
| Southern | 7 | 2-3 | 1-1 | 0-1 | 0 | 2 | 0 | 0 | 5 | | |
| Team | | | | 1-4 | | | | | | | |
| Totals | 200 | 26-60 | 16-24 | 10-32 | 18 | 10 | 4 | 6 | 74 | | |
| | | .433 | .667 | | | | | | | | |

3-Point Field Goals: (UVa)--(9-18/500) Diane (3-5), Singletary (2-3), Tucker (1-1), Scott (1-2), Joseph (1-3), Baker (1-3), Jones (0-1). (BC)--(6-19/316) Rice (4-11), Paris (1-3), Sanders (1-4), Oates (0-1).

| | | | |
|----------------|-------|----|----|
| Virginia | 40 | 39 | 79 |
| Boston College | 32 | 42 | 74 |
| Attendance -- | 7,154 | | |

Virginia snapped a seven-game losing streak with a 79-74 victory over Boston College at the Conte Forum. Mamadi Diane came off the bench to score 20 points to lead the Cavaliers, who completed a regular season sweep of the Eagles.

Sean Singletary added 16 points points for Virginia and Laurynas Mikalaukas scored a season-high 13 points. Mike Scott posted his second double-double of the season with 11 points and a game-high 12 rebounds.

The Eagles started the game strong, taking a 19-9 lead with 10:45 to play in the first half. Virginia responded with a 16-2 run over the next four minutes to take a 25-21 lead. The Cavaliers extended their lead to as many as 10 points in the first half before taking a 40-32 lead into the break.

In the second half, an 8-0 Boston College run to open play quickly tied the game at 40-40. Virginia answered with a 13-3 run to once again build a double-digit lead at 53-43. A late 10-2 Boston College run was capped by Tyrese Rice's 3-pointer with 1:10 left to bring the Eagles within a point at 71-70. On the following possession, Diane answered with a 3-pointer for Virginia and Calvin Baker sealed the win with a 4-4 performance from the foul line in the final 13 seconds.

For the game, the Cavaliers shot 48.2 percent from the field, including 50.0 percent from three-point range, and 76.2 percent from the free throw line. Boston College shot 43.3 percent from the field and 66.7 percent from the free throw line.

Rice scored 28 points to lead Boston College. Tyrell Blair scored 11 points and Shamari Spears added 10 points for the Eagles.

"Winning sure feels better than losing. It's been a long time, and hopefully it doesn't end here and we can keep moving forward" - Dave Leitao

GAME #25 • FEBRUARY 24, 2008

NC STATE **60**
AT VIRGINIA **78**

| NC STATE (15-12/4-9) | | FG | | FT | | REB | | A | | TO | | BS | | S | | TP | |
|----------------------|-----|-------|-------|-------|----|-----|----|---|----|----|--|----|--|---|--|----|--|
| Player | MP | FG | FT | (0-1) | A | TO | BS | S | TP | | | | | | | | |
| Grant | 32 | 2-6 | 0-0 | 0-6 | 1 | 5 | 1 | 0 | 6 | | | | | | | | |
| McCauley | 29 | 4-7 | 1-2 | 3-12 | 2 | 5 | 0 | 1 | 9 | | | | | | | | |
| Hickson | 21 | 3-8 | 1-3 | 1-5 | 2 | 4 | 1 | 0 | 7 | | | | | | | | |
| Fells | 21 | 3-8 | 0-0 | 0-1 | 0 | 2 | 0 | 0 | 8 | | | | | | | | |
| Gonzalez | 25 | 0-2 | 0-0 | 1-2 | 3 | 3 | 0 | 1 | 0 | | | | | | | | |
| Harris | 4 | 0-0 | 0-0 | 0-0 | 0 | 1 | 0 | 0 | 0 | | | | | | | | |
| Johnson | 15 | 0-1 | 3-4 | 0-0 | 0 | 2 | 0 | 0 | 3 | | | | | | | | |
| Ferguson | 19 | 3-5 | 2-3 | 0-1 | 0 | 0 | 1 | 0 | 11 | | | | | | | | |
| Smith | 4 | 0-1 | 2-2 | 0-1 | 0 | 0 | 0 | 0 | 2 | | | | | | | | |
| Hornor | 4 | 0-2 | 0-0 | 0-0 | 0 | 0 | 0 | 1 | 0 | | | | | | | | |
| Costner | 26 | 4-6 | 4-4 | 0-4 | 2 | 3 | 2 | 0 | 14 | | | | | | | | |
| Team | | | | 2-3 | | | | | | | | | | | | | |
| Totals | 200 | 19-46 | 13-18 | 7-35 | 10 | 25 | 5 | 3 | 60 | | | | | | | | |
| | | .413 | .722 | | | | | | | | | | | | | | |

| VIRGINIA (13-12/3-9) | | FG | | FT | | REB | | A | | TO | | BS | | S | | TP | |
|----------------------|-----|-------|-------|-------|----|-----|----|----|----|----|--|----|--|---|--|----|--|
| Player | MP | FG | FT | (0-1) | A | TO | BS | S | TP | | | | | | | | |
| Joseph | 18 | 3-6 | 3-4 | 0-4 | 0 | 1 | 0 | 1 | 9 | | | | | | | | |
| Scott | 29 | 2-4 | 1-2 | 1-3 | 0 | 1 | 0 | 0 | 5 | | | | | | | | |
| Pettinella | 18 | 1-3 | 1-2 | 1-4 | 0 | 0 | 0 | 1 | 3 | | | | | | | | |
| Jones | 21 | 4-8 | 1-1 | 0-0 | 1 | 1 | 0 | 1 | 9 | | | | | | | | |
| Singletary | 33 | 7-15 | 6-8 | 1-2 | 6 | 3 | 0 | 7 | 21 | | | | | | | | |
| Baker | 24 | 5-10 | 3-4 | 1-6 | 1 | 0 | 0 | 2 | 15 | | | | | | | | |
| Mikalaukas | 18 | 0-2 | 2-2 | 0-2 | 3 | 1 | 0 | 1 | 2 | | | | | | | | |
| Tucker | 10 | 2-3 | 0-0 | 0-1 | 0 | 0 | 0 | 1 | 5 | | | | | | | | |
| Diane | 25 | 4-8 | 0-4 | 1-4 | 0 | 2 | 1 | 2 | 9 | | | | | | | | |
| Meyinsse | 4 | 0-0 | 0-0 | 1-2 | 0 | 0 | 0 | 0 | 0 | | | | | | | | |
| Team | | | | 2-3 | | | | | | | | | | | | | |
| Totals | 200 | 28-59 | 17-27 | 8-31 | 11 | 9 | 1 | 16 | 78 | | | | | | | | |
| | | .475 | .630 | | | | | | | | | | | | | | |

3-Point Field Goals: (NCSU)--(9-22/.409) Ferguson (3-5), Grant (2-3), Costner (2-3), Fells (2-7), Johnson (0-1), Hornor (0-1), Gonzalez (0-2). (UVA)--(5-17/.294) Baker (2-4), Tucker (1-2), Diane (1-2), Singletary (1-4), Scott (0-1), Joseph (0-2), Jones (0-2).

| | | | |
|---------------|--------|----|----|
| NC State | 18 | 42 | 60 |
| Virginia | 38 | 40 | 78 |
| Attendance -- | 13,630 | | |

Virginia recorded its second consecutive victory with a 78-60 win over NC State at John Paul Jones Arena. It marked the first time this season the Cavaliers won consecutive ACC games.

Sean Singletary led Virginia with 21 points, seven steals and six assists. His seven steals tied the Virginia single-game record. Calvin Baker added 15 points off the bench for the Cavaliers.

In the first half, the Cavaliers used a strong defensive performance to build a 20-point halftime lead (38-18). Virginia forced 17 first half Wolfpack turnovers, 11 coming on UVA steals. NC State's 18 first half points are the fewest scored in a half in JPJA history. The Cavaliers' ended the half on a 21-5 run.

Virginia continued its strong play after the break, extending its lead to 50-23. The Wolfpack made several runs in the second half, but never got closer than 12 points.

The Cavaliers shot 47.5 percent from the floor and 63.0 percent from the line. The Wolfpack shot 41.3 percent from the floor and 72.2 percent from the line. Virginia had a season-high 16 steals and forced a season-high 25 turnovers.

NC State was led by Brandon Costner, who scored 14 points off the bench. Trevor Ferguson added 11 points for the Wolfpack.

"At the very least for this year, if not for the previous two, for the first 20 minutes that was as good a defensive display against very talented players as we've had. To give up 18 points and to get that many steals and turnovers was pleasing. We did a really good job of being in the right position without getting caught and having to foul." - Dave Leitao

GAME #26 • MARCH 1, 2008

VIRGINIA **93**
AT MIAMI **95**

| VIRGINIA (13-13/3-10) | | FG | | FT | | REB | | A | | TO | | BS | | S | | TP | |
|-----------------------|-----|-------|-------|-------|----|-----|----|---|----|----|--|----|--|---|--|----|--|
| Player | MP | FG | FT | (0-1) | A | TO | BS | S | TP | | | | | | | | |
| Joseph | 13 | 0-5 | 0-0 | 0-1 | 0 | 0 | 0 | 0 | 0 | | | | | | | | |
| Scott | 27 | 3-6 | 0-0 | 1-6 | 2 | 0 | 0 | 0 | 6 | | | | | | | | |
| Pettinella | 8 | 1-1 | 0-0 | 0-1 | 0 | 0 | 0 | 0 | 2 | | | | | | | | |
| Jones | 8 | 0-1 | 0-0 | 1-1 | 0 | 2 | 0 | 0 | 0 | | | | | | | | |
| Singletary | 36 | 12-25 | 13-14 | 0-9 | 3 | 0 | 0 | 1 | 41 | | | | | | | | |
| Baker | 21 | 0-3 | 5-6 | 0-0 | 1 | 1 | 0 | 0 | 5 | | | | | | | | |
| Mikalaukas | 20 | 7-10 | 2-2 | 9-13 | 0 | 3 | 0 | 1 | 16 | | | | | | | | |
| Tucker | 20 | 4-6 | 3-4 | 3-3 | 2 | 0 | 0 | 0 | 14 | | | | | | | | |
| Diane | 27 | 0-2 | 1-2 | 0-1 | 1 | 1 | 1 | 0 | 1 | | | | | | | | |
| Tat | 16 | 2-4 | 2-2 | 0-3 | 1 | 0 | 0 | 0 | 6 | | | | | | | | |
| Meyinsse | 4 | 1-1 | 0-0 | 0-0 | 0 | 0 | 0 | 0 | 2 | | | | | | | | |
| Team | | | | 0-1 | | | | | | | | | | | | | |
| Totals | 200 | 30-64 | 26-30 | 14-39 | 10 | 7 | 1 | 2 | 93 | | | | | | | | |
| | | .469 | .867 | | | | | | | | | | | | | | |

| MIAMI (20-8/7-7) | | FG | | FT | | REB | | A | | TO | | BS | | S | | TP | |
|------------------|-----|-------|-------|-------|----|-----|----|---|----|----|--|----|--|---|--|----|--|
| Player | MP | FG | FT | (0-1) | A | TO | BS | S | TP | | | | | | | | |
| Collins | 21 | 4-7 | 0-1 | 1-7 | 1 | 1 | 2 | 0 | 8 | | | | | | | | |
| King | 27 | 2-6 | 0-0 | 3-8 | 4 | 0 | 2 | 0 | 4 | | | | | | | | |
| Hurdle | 13 | 3-5 | 2-2 | 0-3 | 3 | 1 | 0 | 0 | 10 | | | | | | | | |
| Dews | 24 | 3-6 | 2-2 | 0-2 | 1 | 1 | 0 | 1 | 9 | | | | | | | | |
| McClinton | 36 | 11-18 | 5-7 | 0-3 | 3 | 2 | 0 | 0 | 34 | | | | | | | | |
| Graham | 20 | 7-10 | 5-9 | 2-3 | 1 | 0 | 1 | 2 | 19 | | | | | | | | |
| Rios | 25 | 2-4 | 3-4 | 0-1 | 8 | 1 | 0 | 0 | 8 | | | | | | | | |
| Asbury | 24 | 1-5 | 1-2 | 0-1 | 0 | 0 | 1 | 0 | 3 | | | | | | | | |
| Hicks | 10 | 0-0 | 0-0 | 1-1 | 0 | 0 | 0 | 0 | 0 | | | | | | | | |
| Team | | | | 2-3 | | | | | | | | | | | | | |
| Totals | 200 | 33-61 | 18-27 | 9-32 | 21 | 6 | 6 | 3 | 95 | | | | | | | | |
| | | .541 | .667 | | | | | | | | | | | | | | |

3-Point Field Goals: (UVA)--(7-19/.368) Singletary (4-8), Tucker (3-4), Diane (0-1), Tat (0-1), Baker (0-2), Joseph (0-3). (Miami)--(11-23/.478) McClinton (7-12), Hurdle (2-3), Dews (1-3), Rios (1-3), Asbury (0-2).

| | | | |
|---------------|-------|----|----|
| Virginia | 39 | 54 | 93 |
| Miami | 35 | 60 | 95 |
| Attendance -- | 6,128 | | |

Virginia had its two-game winning streak snapped with a 95-93 loss to Miami at the BankUnited Center. Sean Singletary scored a career-high 41 points, but it wasn't enough as the Cavaliers fell to 13-13 and 3-10 in the ACC.

Singletary's 41 points were the most by a Cavalier since Donald Hand scored 41 points against NC State in 1999. He was 12-25 from the floor, including 4-8 from 3-point range, and 13-14 from the free throw line.

Laurynas Mikalaukas had a double-double, setting career highs with 16 points and 13 rebounds. Jamil Tucker added a career-high 14 points.

Virginia took a 39-35 lead into halftime after Tucker scored 10 of his 13 first half points in the final 4:04 of the half to give the Cavaliers the lead. Miami opened the second half strong and took the largest lead of the game, 72-57, at the midway point of the second half. The Hurricanes' lead was 10 points, 91-81, with 1:46 remaining when the Cavaliers went on a 9-0 run to close to within one point. Lance Hurdle made a 3-pointer with 9.2 seconds left to give Miami a 94-90 lead. Singletary made a layup to cut the lead to two and when Jack McClinton made one of two free throws for Miami, Virginia had the ball down 95-92 with 3.3 seconds remaining. Singletary was fouled with 0.9 seconds left and made the first free throw. He intentionally missed the second, but the Cavaliers couldn't get a put back opportunity to tie the game.

The Cavaliers shot 46.9 percent from the floor and 86.7 percent from the line. Miami shot 54.1 percent from the floor and 66.7 percent from the line.

McClinton led Miami with 34 points and Jimmy Graham had 19 points. Hurdle added 10 points for the Hurricanes.

"Over the course of 40 minutes, you have a game that is dictated by certain things. We started off the game sluggish defensively and it took us a little while to pick it up. We didn't get as many deflections or support that we had been getting recently. Psychologically and structurally on defense we played catch up basketball from there, and you just can't do that against a good team in their gym." - Dave Leitao

GAME #27 • MARCH 3, 2008

VIRGINIA **76**
AT GEORGIA TECH **74**

| VIRGINIA (14-13/4-10) | | FG | | FT | | REB | | A | | TO | | BS | | S | | TP | |
|-----------------------|-----|-------|-------|-------|----|-----|----|---|----|----|--|----|--|---|--|----|--|
| Player | MP | FG | FT | (0-1) | A | TO | BS | S | TP | | | | | | | | |
| Joseph | 16 | 2-8 | 0-0 | 1-4 | 0 | 0 | 0 | 0 | 5 | | | | | | | | |
| Scott | 20 | 3-5 | 3-5 | 3-4 | 0 | 1 | 0 | 0 | 9 | | | | | | | | |
| Pettinella | 12 | 0-2 | 0-0 | 1-1 | 1 | 1 | 0 | 0 | 0 | | | | | | | | |
| Jones | 14 | 1-5 | 2-2 | 1-2 | 1 | 0 | 0 | 0 | 4 | | | | | | | | |
| Singletary | 33 | 5-13 | 6-6 | 0-1 | 6 | 3 | 0 | 3 | 17 | | | | | | | | |
| Baker | 26 | 4-9 | 0-0 | 2-7 | 4 | 2 | 0 | 4 | 10 | | | | | | | | |
| Mikalaukas | 19 | 5-8 | 5-8 | 5-7 | 0 | 1 | 0 | 1 | 15 | | | | | | | | |
| Tucker | 19 | 0-5 | 2-2 | 0-4 | 0 | 1 | 0 | 0 | 2 | | | | | | | | |
| Diane | 27 | 4-9 | 2-4 | 4-6 | 0 | 5 | 1 | 0 | 10 | | | | | | | | |
| Tat | 7 | 1-2 | 2-2 | 0-3 | 1 | 0 | 0 | 0 | 4 | | | | | | | | |
| Meyinsse | 7 | 0-0 | 0-0 | 0-2 | 0 | 0 | 0 | 0 | 0 | | | | | | | | |
| Team | | | | 3-5 | | | | | | | | | | | | | |
| Totals | 200 | 25-66 | 22-29 | 20-46 | 13 | 14 | 1 | 8 | 76 | | | | | | | | |
| | | .379 | .759 | | | | | | | | | | | | | | |

| GEORGIA TECH (12-16/5-9) | | FG | | FT | | REB | | A | | TO | | BS | | S | | TP | |
|--------------------------|-----|-------|-------|-------|----|-----|----|---|----|----|--|----|--|---|--|----|--|
| Player | MP | FG | FT | (0-1) | A | TO | BS | S | TP | | | | | | | | |
| Morrow | 35 | 4-15 | 4-4 | 1-4 | 4 | 0 | 2 | 2 | 13 | | | | | | | | |
| Smith | 22 | 3-6 | 1-1 | 2-6 | 0 | 1 | 0 | 1 | 7 | | | | | | | | |
| Lawal | 17 | 1-1 | 3-4 | 1-3 | 0 | 3 | 2 | 0 | 5 | | | | | | | | |
| Miller | 34 | 2-8 | 2-4 | 2-3 | 6 | 2 | 0 | 1 | 7 | | | | | | | | |
| Bell | 23 | 3-9 | 2-2 | 0-1 | 1 | 0 | 0 | 0 | 9 | | | | | | | | |
| Clinch | 16 | 2-7 | 0-0 | 1-1 | 1 | 1 | 0 | 1 | 4 | | | | | | | | |
| Storrs | 12 | 0-2 | 0-2 | 0-2 | 1 | 1 | 0 | 0 | 0 | | | | | | | | |
| Peacock | 26 | 9-12 | 4-4 | 3-7 | 4 | 1 | 1 | 0 | 23 | | | | | | | | |
| Aminu | 15 | 3-4 | 0-2 | 2-6 | 0 | 3 | 2 | 0 | 6 | | | | | | | | |
| Team | | | | 1-3 | | | | | | | | | | | | | |
| Totals | 200 | 27-64 | 16-23 | 13-36 | 17 | 13 | 7 | 5 | 74 | | | | | | | | |
| | | .422 | .696 | | | | | | | | | | | | | | |

3-Point Field Goals: (UVA)--(4-19/.211) Baker (2-5), Joseph (1-4), Singletary (1-5), Jones (0-1), Tucker (0-2), Diane (0-2). (GT)--(4-20/.200) Bell (1-2), Peacock (1-2), Miller (1-5), Morrow (1-6), Aminu (0-1), Clinch (0-2), Storrs (0-2).

| | | | |
|---------------|-------|----|----|
| Virginia | 38 | 38 | 76 |
| Georgia Tech | 42 | 32 | 74 |
| Attendance -- | 9,191 | | |

Calvin Baker made a go-ahead three-pointer with 4.2 seconds to play to lift Virginia to a 76-74 win at Georgia Tech at the Alexander Memorial Coliseum. The game was a make-up contest after a leak in the roof caused a postponement on the originally scheduled date, Feb. 21.

Sean Singletary led Virginia with 17 points and six assists. Laurynas Mikalaukas had 15 points and seven rebounds. Baker finished with 10 points and a career-high four steals and Mamadi Diane added 10 points.

The game was close throughout, with neither team leading by more than seven points. There were 14 lead changes and six ties during the course of the game.

Georgia Tech led by three points, 72-69, with one minute to play. Singletary was fouled with 58 seconds remaining and made both free throws to cut the lead to 72-71. On the ensuing Yellow Jacket possession, Singletary stole a pass and drove the length of the floor. His layup missed, but Baker followed with a tip-in to give Virginia a 73-72 lead with 29.1 seconds remaining. Georgia Tech answered as Jeremis Smith scored with 10 seconds left and the Yellow Jackets retook the lead 74-73. The Cavaliers immediately inbounded the ball and Singletary drove the length of the court. As he drove into the paint, the Georgia Tech defense collapsed on him and he found Baker open for the game-winning shot from in front of the Cavalier bench.

For the game, the Cavaliers shot 37.9 percent from the field and 75.9 percent from the free throw line. Georgia Tech shot 42.2 percent from the field and 69.6 percent from the free throw line.

Zack Peacock scored a career-high 23 points to lead the Yellow Jackets and Anthony Morrow added 13 points.

"We've been here, done that a few too many times and come up short. At some point you have to, in your mind, say to heck with this, it's not going to happen anymore. I could see that, when we came out of the (final media) timeout, they did that mentally because their defensive rotations, executions and just body language was much better." - Dave Leitao

GAME #28 • MARCH 5, 2008

#6 DUKE **86**
AT VIRGINIA **70**

| DUKE (26-3/13-2) | | REB | | | | | | | | |
|------------------|-----|-------|------|-------|----|----|----|---|----|--|
| Player | MP | FG | FT | (0-T) | A | TO | BS | S | TP | |
| Singler | 32 | 8-21 | 0-0 | 3-8 | 0 | 2 | 0 | 0 | 18 | |
| Thomas | 16 | 0-1 | 1-2 | 0-2 | 1 | 1 | 0 | 0 | 1 | |
| Paulus | 33 | 5-10 | 0-0 | 0-2 | 3 | 1 | 0 | 1 | 14 | |
| Henderson | 28 | 8-13 | 2-2 | 3-7 | 4 | 2 | 0 | 1 | 19 | |
| Nelson | 29 | 6-10 | 2-5 | 1-4 | 4 | 2 | 0 | 1 | 16 | |
| Smith | 11 | 2-2 | 0-0 | 0-1 | 0 | 0 | 0 | 0 | 6 | |
| McClure | 5 | 0-0 | 0-0 | 0-1 | 0 | 0 | 0 | 0 | 0 | |
| King | 4 | 0-1 | 0-0 | 0-0 | 0 | 0 | 0 | 0 | 0 | |
| Scheyer | 29 | 3-6 | 3-3 | 2-2 | 4 | 1 | 0 | 1 | 10 | |
| Zoubek | 13 | 1-1 | 0-2 | 1-4 | 1 | 2 | 1 | 0 | 2 | |
| Team | | | | 1-4 | | | | | | |
| Totals | 200 | 33-65 | 8-14 | 11-35 | 17 | 11 | 1 | 4 | 86 | |
| | | .508 | .571 | | | | | | | |

| VIRGINIA (14-14/4-11) | | REB | | | | | | | | |
|-----------------------|-----|-------|-------|-------|----|----|----|---|----|--|
| Player | MP | FG | FT | (0-T) | A | TO | BS | S | TP | |
| Joseph | 14 | 1-4 | 0-0 | 0-2 | 0 | 0 | 0 | 0 | 3 | |
| Scott | 22 | 1-3 | 0-0 | 1-3 | 1 | 1 | 3 | 1 | 2 | |
| Pettinella | 12 | 0-0 | 0-0 | 0-3 | 1 | 1 | 0 | 0 | 0 | |
| Jones | 17 | 1-5 | 1-2 | 1-4 | 0 | 0 | 0 | 0 | 3 | |
| Singletary | 35 | 6-16 | 5-6 | 0-1 | 7 | 5 | 0 | 0 | 18 | |
| Baker | 31 | 7-15 | 0-0 | 0-1 | 4 | 5 | 0 | 0 | 15 | |
| Mikalaukas | 19 | 4-7 | 2-3 | 2-4 | 0 | 0 | 0 | 0 | 10 | |
| Tucker | 21 | 2-2 | 0-0 | 1-8 | 0 | 1 | 0 | 1 | 5 | |
| Diane | 23 | 4-5 | 2-2 | 2-2 | 0 | 1 | 1 | 1 | 12 | |
| Tat | 6 | 1-1 | 0-0 | 0-2 | 0 | 0 | 0 | 0 | 2 | |
| Team | | | | 1-2 | | | | | | |
| Totals | 200 | 27-58 | 10-13 | 8-32 | 13 | 14 | 4 | 3 | 70 | |
| | | .466 | .769 | | | | | | | |

3-Point Field Goals: (Duke)--(12-27/.444) Paulus (4-7), Smith (2-2), Nelson (2-3), Singler (2-9), Henderson (1-2), Scheyer (1-3), King (0-1). (UVA)--(6-18/.333) Diane (2-3), Tucker (1-1), Joseph (1-3), Baker (1-3), Singletary (1-7), Jones (0-1).

| | | | |
|----------|----|----|----|
| Duke | 43 | 43 | 86 |
| Virginia | 31 | 39 | 70 |

Attendance -- 14,273

Virginia fell to 14-14 overall and 4-11 in the ACC with a 86-70 loss to No. 6 Duke at John Paul Jones Arena.

Sean Singletary led Virginia with 18 points and seven assists. Calvin Baker scored 15 points, Mamadi Diane scored 12 points, and Laurynas Mikalaukas added 10 points for the Cavaliers.

The game was close for most of the first half. Virginia led 29-28 with 6:45 remaining before halftime, but the Blue Devils went on a 15-0 run to lift them to a 43-31 lead at the break.

Duke increased its lead in the second half to 19 points (66-47) before a 10-0 run got the Cavaliers back within single-digits at 66-57. Nine points was as close as Virginia got in the second half as Duke closed out the 86-70 win.

The Cavaliers shot 46.6 percent from the floor and 76.9 percent from the line. The Blue Devils shot 50.8 percent from the floor and 57.1 percent from the line.

Duke was led by Gerald Henderson's 19 points. Kyle Singler scored 18 points, DeMarcus Nelson had 16 points, Greg Paulus scored 14 points, and Jon Scheyer added 10 points for Duke.

"We played with good energy for the most part, but we didn't always make the smartest plays at times. We never could get over that hump, kind of like it's been all year when we make a run and we don't have the energy to get over that last hump." - Sean Singletary

GAME #29 • MARCH 9, 2008

MARYLAND **76**
AT VIRGINIA **91**

| MARYLAND (18-13/8-8) | | REB | | | | | | | | |
|----------------------|-----|-------|------|-------|----|----|----|---|----|--|
| Player | MP | FG | FT | (0-T) | A | TO | BS | S | TP | |
| Milbourne | 24 | 6-9 | 0-1 | 0-2 | 0 | 1 | 0 | 0 | 12 | |
| Gist | 30 | 3-13 | 0-0 | 1-8 | 1 | 3 | 1 | 1 | 6 | |
| Osby | 26 | 6-8 | 2-4 | 1-5 | 1 | 3 | 0 | 0 | 14 | |
| Hayes | 22 | 1-3 | 0-0 | 1-1 | 1 | 0 | 0 | 1 | 3 | |
| Vasquez | 37 | 7-18 | 0-0 | 2-4 | 9 | 3 | 0 | 1 | 16 | |
| Bowie | 20 | 6-8 | 0-0 | 2-3 | 1 | 1 | 0 | 1 | 15 | |
| Tucker | 17 | 1-3 | 1-2 | 0-1 | 4 | 1 | 0 | 0 | 3 | |
| Burney | 13 | 2-4 | 0-0 | 0-4 | 0 | 1 | 0 | 0 | 4 | |
| Neal | 11 | 1-1 | 0-0 | 0-1 | 0 | 1 | 0 | 0 | 3 | |
| Team | | | | 3-4 | | | | | | |
| Totals | 200 | 33-67 | 3-7 | 10-33 | 17 | 14 | 1 | 4 | 76 | |
| | | .493 | .429 | | | | | | | |

| VIRGINIA (15-14/5-11) | | REB | | | | | | | | |
|-----------------------|-----|-------|-------|-------|----|----|----|---|----|--|
| Player | MP | FG | FT | (0-T) | A | TO | BS | S | TP | |
| Joseph | 22 | 4-9 | 4-6 | 3-6 | 0 | 0 | 0 | 1 | 13 | |
| Scott | 14 | 2-6 | 0-1 | 1-3 | 0 | 0 | 0 | 0 | 4 | |
| Pettinella | 7 | 0-0 | 0-0 | 0-0 | 0 | 0 | 2 | 0 | 0 | |
| Jones | 10 | 0-1 | 0-0 | 0-0 | 0 | 1 | 0 | 1 | 0 | |
| Singletary | 38 | 8-15 | 9-9 | 0-6 | 8 | 4 | 0 | 1 | 27 | |
| Baker | 28 | 4-7 | 2-2 | 1-5 | 1 | 2 | 1 | 1 | 11 | |
| Mikalaukas | 30 | 4-6 | 3-4 | 3-4 | 3 | 2 | 0 | 0 | 11 | |
| Tucker | 26 | 5-8 | 1-3 | 1-6 | 1 | 1 | 0 | 0 | 13 | |
| Diane | 22 | 4-10 | 3-3 | 2-5 | 1 | 1 | 1 | 1 | 12 | |
| Meyinsse | 3 | 0-0 | 0-0 | 0-1 | 0 | 0 | 0 | 0 | 0 | |
| Team | | | | 0-1 | | | | | | |
| Totals | 200 | 31-62 | 22-28 | 11-37 | 14 | 11 | 4 | 5 | 91 | |
| | | .500 | .786 | | | | | | | |

3-Point Field Goals: (Md)--(7-21/.333) Bowie (3-4), Vasquez (2-8), Neal (1-1), Hayes (1-3), Tucker (0-1), Milbourne (0-2), Gist (0-2). (UVA)--(7-16/.438) Tucker (2-3), Singletary (2-4), Baker (1-2), Diane (1-2), Joseph (1-4), Scott (0-1).

| | | | |
|----------|----|----|----|
| Maryland | 37 | 39 | 76 |
| Virginia | 36 | 55 | 91 |

Attendance -- 14,154

Virginia concluded its 2007-08 regular season with a 91-76 victory over Maryland at John Paul Jones Arena. On senior night for the Cavaliers, Virginia was led by its senior co-captains, Sean Singletary and Adrian Joseph. Singletary had 27 points, eight assists and six rebounds, recording his 2,000th career point in the process. Joseph scored 13 points.

Singletary and Joseph were two of the six Cavaliers to score in double figures, the most Virginia has had in a game since the 2001-02 season. Jamil Tucker (13), Mamadi Diane (12), Calvin Baker (11), and Laurynas Mikalaukas (11) all scored in double figures off the bench.

The game remained close throughout the first half, with Maryland taking a 37-36 advantage to halftime. In the second half, the Virginia offense exploded for 55 points, the most in a half for the Cavaliers this season. The Terrapins were within three points (67-64) with 7:00 to play, but the Cavaliers ended the game on a 24-12 run to pull away for the victory.

The Cavaliers shot 50.0 percent from the floor and 78.6 percent from the line. Maryland shot 49.3 percent from the floor and 42.9 percent from the line.

Maryland was led by Greivis Vasquez, who had 16 points and nine assists. Adrian Bowie had 15 points, Bambale Osby had 14 points, and Landon Milbourne added 12 points for the Terrapins.

"In that second half, he was a one-man wrecking crew - half-court, full-court, offense, defense, he did it all. It's a great way [to end his career] for all of us, and I hope we're zeroed in because I'm not so sure in our lifetime that we'll see a guy perform night in and night out the way he has over four years." - Dave Leitao (on Sean Singletary)

GAME #30 • MARCH 13, 2008 - ACC 1st Round

VIRGINIA **76**
vs. GEORGIA TECH **94**

| VIRGINIA (15-15) | | REB | | | | | | | | |
|------------------|-----|-------|-------|-------|----|----|----|---|----|--|
| Player | MP | FG | FT | (0-T) | A | TO | BS | S | TP | |
| Joseph | 7 | 1-2 | 0-0 | 0-0 | 0 | 1 | 0 | 0 | 3 | |
| Scott | 20 | 3-5 | 2-4 | 0-3 | 1 | 2 | 0 | 0 | 10 | |
| Pettinella | 18 | 3-3 | 1-3 | 2-4 | 0 | 0 | 0 | 1 | 7 | |
| Jones | 22 | 2-8 | 2-3 | 2-3 | 0 | 0 | 0 | 0 | 7 | |
| Singletary | 33 | 4-14 | 11-13 | 1-5 | 10 | 6 | 0 | 3 | 20 | |
| Farrakhan | 1 | 0-1 | 0-0 | 0-0 | 0 | 0 | 0 | 0 | 0 | |
| Baker | 21 | 0-5 | 0-0 | 0-1 | 4 | 1 | 1 | 1 | 0 | |
| Mikalaukas | 26 | 2-4 | 4-4 | 2-2 | 0 | 1 | 0 | 0 | 8 | |
| Tucker | 12 | 1-4 | 1-2 | 0-4 | 0 | 1 | 2 | 0 | 3 | |
| Diane | 33 | 7-13 | 0-0 | 1-3 | 0 | 3 | 0 | 2 | 18 | |
| Tat | 2 | 0-0 | 0-0 | 0-0 | 0 | 0 | 0 | 0 | 0 | |
| Meyinsse | 5 | 0-1 | 0-0 | 1-1 | 0 | 0 | 0 | 0 | 0 | |
| Team | | | | 6-6 | | | | | | |
| Totals | 200 | 23-60 | 21-29 | 15-32 | 15 | 16 | 3 | 7 | 76 | |
| | | .383 | .724 | | | | | | | |

| GEORGIA TECH (15-16) | | REB | | | | | | | | |
|----------------------|-----|-------|-------|-------|----|----|----|---|----|--|
| Player | MP | FG | FT | (0-T) | A | TO | BS | S | TP | |
| Morrow | 31 | 6-10 | 0-0 | 2-7 | 1 | 2 | 0 | 1 | 18 | |
| Smith | 31 | 5-7 | 8-9 | 1-5 | 6 | 2 | 1 | 2 | 18 | |
| Lawal | 12 | 1-4 | 0-0 | 0-0 | 0 | 1 | 0 | 1 | 2 | |
| Miller | 23 | 5-6 | 0-0 | 3-4 | 2 | 1 | 1 | 1 | 14 | |
| Bell | 23 | 4-7 | 0-0 | 2-3 | 2 | 3 | 1 | 1 | 9 | |
| Clinch | 23 | 3-11 | 0-0 | 1-5 | 2 | 0 | 0 | 0 | 8 | |
| Causey | 18 | 0-1 | 0-0 | 1-3 | 5 | 3 | 0 | 0 | 0 | |
| Storrs | 2 | 0-0 | 0-0 | 0-0 | 0 | 0 | 0 | 0 | 0 | |
| Sheehan | 1 | 0-0 | 0-0 | 0-1 | 0 | 0 | 0 | 0 | 0 | |
| Peacock | 20 | 5-7 | 4-5 | 1-2 | 2 | 4 | 0 | 0 | 14 | |
| Aminu | 16 | 4-4 | 3-4 | 2-5 | 0 | 0 | 3 | 0 | 11 | |
| Team | | | | 0-3 | | | | | | |
| Totals | 200 | 33-57 | 15-18 | 10-37 | 22 | 17 | 6 | 6 | 94 | |
| | | .579 | .833 | | | | | | | |

3-Point Field Goals: (UVA)--(9-23/.391) Diane (4-6), Scott (2-2), Joseph (1-2), Singletary (1-3), Jones (1-4), Baker (0-3), Tucker (0-3). (GT)--(13-24/.542) Morrow (6-9), Miller (4-5), Clinch (2-7), Bell (1-2), Causey (0-1).

| | | | |
|--------------|----|----|----|
| Virginia | 42 | 34 | 76 |
| Georgia Tech | 44 | 50 | 94 |

Attendance -- 20,035

Tenth seeded Virginia suffered its first loss in the first round of the ACC Tournament since 1999 with a 94-76 loss to No. 7 seed Georgia Tech at the Charlotte Bobcats Arena.

Sean Singletary led Virginia with 20 points and 10 assists, tying his career high. It was Singletary's fourth double-double of the season, and the third that came from points and assists. Singletary also led the Cavaliers with five rebounds and three steals. Mamadi Diane added 18 points off the bench and Mike Scott scored 10 points for the Cavaliers.

Both teams shot well in the first half, with Georgia Tech taking a 44-42 lead into halftime. The teams combined for 30-61 from the floor and 14-29 from behind the arc in the first half as the lead changed 14 times. In the second half, the Cavaliers took a 56-51 lead with 14:26 remaining, but the Yellow Jackets followed with a 16-4 run to take a lead they never relinquished.

For the game, the Cavaliers shot 38.3 percent from the field and 72.4 percent from the free throw line. Georgia Tech shot 57.9 percent from the field and 83.3 percent from the free throw line.

Anthony Morrow led Georgia Tech with 18 points on 6-9 shooting from 3-point range. Jeremis Smith also scored 18 points, while Maurice Miller and Zack Peacock each had 14 points. Alade Aminu added 11 points for the Yellow Jackets.

"Every team in America is only promised one game this week. Georgia Tech did a really good job being the aggressor tonight, starting in the first few minutes of the game. They were in attack mode offensively. We gave up 24 points in about eight minutes and we were playing uphill from there mentally." - Dave Leitao

GAME #31 - MARCH 18, 2008 - CBI 1st Round

RICHMOND 64
AT VIRGINIA 66

| RICHMOND (16-15) | | FG | | FT | REB | | A | TO | BS | S | TP |
|------------------|-----|-------|-------|------|-------|----|---|----|----|---|----|
| Player | MP | | | | (0-1) | | | | | | |
| Smith | 34 | 4-8 | 0-0 | 3-8 | 2 | 3 | 1 | 0 | 9 | | |
| Moliva | 16 | 1-2 | 0-0 | 1-2 | 1 | 2 | 4 | 0 | 2 | | |
| Geriot | 38 | 9-12 | 1-2 | 0-5 | 2 | 2 | 0 | 0 | 22 | | |
| Gonzalvez | 32 | 4-10 | 4-4 | 0-1 | 1 | 2 | 1 | 1 | 13 | | |
| Anderson | 31 | 2-10 | 7-8 | 1-2 | 4 | 1 | 0 | 2 | 11 | | |
| Giddings | 2 | 0-0 | 0-0 | 0-0 | 0 | 0 | 0 | 0 | 0 | | |
| Sylla | 19 | 2-6 | 0-0 | 1-3 | 4 | 0 | 0 | 3 | 5 | | |
| Hovde | 3 | 0-0 | 0-0 | 0-0 | 0 | 0 | 0 | 0 | 0 | | |
| Harper | 3 | 0-2 | 0-0 | 0-1 | 0 | 0 | 0 | 0 | 0 | | |
| Butler | 22 | 1-4 | 0-0 | 0-0 | 0 | 0 | 0 | 0 | 1 | 2 | |
| Team | | | | 2-3 | | | | | | | |
| Totals | 200 | 23-54 | 12-14 | 8-25 | 14 | 10 | 6 | 7 | 64 | | |
| | | .426 | .857 | | | | | | | | |

| VIRGINIA (16-15) | | FG | | FT | REB | | A | TO | BS | S | TP |
|------------------|-----|-------|-------|-------|-------|----|---|----|----|---|----|
| Player | MP | | | | (0-1) | | | | | | |
| Joseph | 14 | 1-4 | 1-2 | 1-3 | 0 | 1 | 1 | 0 | 4 | | |
| Scott | 22 | 2-4 | 1-1 | 1-3 | 1 | 0 | 3 | 1 | 5 | | |
| Pettinella | 12 | 0-0 | 1-2 | 0-1 | 0 | 0 | 0 | 0 | 1 | | |
| Jones | 10 | 0-0 | 1-2 | 0-0 | 0 | 3 | 0 | 0 | 1 | | |
| Singletary | 31 | 6-13 | 5-6 | 1-4 | 3 | 4 | 0 | 2 | 18 | | |
| Farrakhan | 7 | 0-0 | 0-0 | 0-0 | 1 | 1 | 0 | 0 | 0 | | |
| Baker | 23 | 2-6 | 0-2 | 0-0 | 2 | 3 | 0 | 0 | 4 | | |
| Mikalaukas | 7 | 1-1 | 0-0 | 0-0 | 0 | 1 | 0 | 0 | 2 | | |
| Tucker | 29 | 4-6 | 0-0 | 0-5 | 0 | 1 | 0 | 0 | 10 | | |
| Diane | 33 | 4-9 | 5-7 | 2-5 | 0 | 2 | 2 | 1 | 15 | | |
| Tat | 4 | 0-2 | 2-2 | 1-3 | 0 | 0 | 0 | 0 | 2 | | |
| Meynsse | 8 | 2-2 | 0-2 | 1-4 | 0 | 0 | 2 | 0 | 4 | | |
| Team | | | | 5-5 | | | | | | | |
| Totals | 200 | 22-47 | 16-26 | 12-33 | 7 | 17 | 8 | 4 | 66 | | |
| | | .468 | .615 | | | | | | | | |

3-Point Field Goals: (UR)--(6-18/.333) Geriot (3-5), Smith (1-2), Sylla (1-2), Gonzalvez (1-5), Butler (0-1), Anderson (0-3). (UVa)--(6-14/.429) Tucker (2-4), Diane (2-5), Singletary (1-1), Joseph (1-2), Scott (0-1), Baker (0-1).

Richmond 33 31 64
Virginia 31 35 66
Attendance -- 4,022

Virginia advanced to the second round of the inaugural College Basketball Invitational tournament with a 66-64 win over Richmond at John Paul Jones Arena. The Cavaliers were down 12 points with 8:30 to play before ending the game on a 17-3 run for the come-from-behind victory.

Sean Singletary led Virginia with 18 points, while Mamadi Diane had 15 points and Jamil Tucker added 10 points.

Virginia opened up a seven point lead in the first half (29-22) with 4:30 left before halftime, but the Spiders closed the half on an 11-2 run to take a 33-31 lead into intermission.

In the second half, Richmond extended its lead to double figures, leading by 12 (61-49) with 8:41 to play. Virginia began its late game run and closed to within one (64-63) on Adrian Joseph's 3-pointer with just over three minutes to play. Singletary gave Virginia the lead, 65-64, with his jumper in the lane with 1:16 remaining and the Cavalier defense held Richmond scoreless the remainder of the game to seal the win.

The Cavaliers shot 46.8 percent from the floor and 61.5 percent from the line. The Spiders shot 42.6 percent from the floor and 85.7 percent from the line.

Richmond was led by Dan Geriot, who scored a game-high 22 points. David Gonzalvez had 13 points and Kevin Anderson added 11 points for the Spiders.

"It all started with our sense of urgency. It's something we have done throughout the season, but not often enough. We knew we had to make some key stops, and tonight we were able to do that." - Sean Singletary

GAME #32 - MARCH 24, 2008 - CBI Quarterfinal

OLD DOMINION 76
AT VIRGINIA 80

| OLD DOMINION (18-16) | | FG | | FT | REB | | A | TO | BS | S | TP |
|----------------------|-----|-------|-------|-------|-------|----|---|----|----|---|----|
| Player | MP | | | | (0-1) | | | | | | |
| Finney | 24 | 2-6 | 0-0 | 2-3 | 0 | 1 | 0 | 2 | 5 | | |
| Hassell | 26 | 5-6 | 0-0 | 2-5 | 1 | 1 | 0 | 0 | 10 | | |
| Lee | 33 | 5-10 | 6-8 | 0-4 | 1 | 1 | 0 | 0 | 16 | | |
| James | 18 | 1-4 | 0-0 | 0-0 | 1 | 3 | 0 | 0 | 2 | | |
| Henderson | 34 | 10-17 | 1-2 | 0-2 | 2 | 0 | 0 | 2 | 26 | | |
| Lidonde | 1 | 0-0 | 0-0 | 0-0 | 0 | 0 | 0 | 0 | 0 | | |
| Johnson | 27 | 2-4 | 3-5 | 1-4 | 8 | 5 | 0 | 3 | 7 | | |
| Neely | 3 | 0-0 | 0-0 | 0-0 | 0 | 0 | 0 | 0 | 0 | | |
| Carter | 16 | 4-9 | 1-2 | 4-7 | 0 | 1 | 0 | 0 | 9 | | |
| Adams | 18 | 0-1 | 1-1 | 0-3 | 0 | 1 | 0 | 0 | 1 | | |
| Team | | | | 1-2 | | | | | | | |
| Totals | 200 | 29-57 | 12-18 | 10-30 | 13 | 13 | 0 | 7 | 76 | | |
| | | .509 | .667 | | | | | | | | |

| VIRGINIA (17-15) | | FG | | FT | REB | | A | TO | BS | S | TP |
|------------------|-----|-------|-------|-------|-------|----|---|----|----|---|----|
| Player | MP | | | | (0-1) | | | | | | |
| Joseph | 9 | 2-2 | 0-0 | 1-2 | 0 | 0 | 0 | 0 | 4 | | |
| Scott | 15 | 0-1 | 0-0 | 1-3 | 2 | 2 | 0 | 0 | 0 | | |
| Pettinella | 11 | 1-2 | 1-2 | 0-1 | 0 | 0 | 0 | 0 | 3 | | |
| Jones | 21 | 4-10 | 0-0 | 1-1 | 0 | 1 | 0 | 0 | 10 | | |
| Singletary | 34 | 7-12 | 6-7 | 0-3 | 10 | 1 | 0 | 3 | 22 | | |
| Baker | 29 | 1-6 | 2-2 | 2-4 | 4 | 2 | 0 | 1 | 4 | | |
| Mikalaukas | 27 | 4-4 | 2-6 | 1-4 | 1 | 3 | 0 | 0 | 10 | | |
| Tucker | 25 | 4-10 | 0-0 | 2-6 | 0 | 1 | 1 | 2 | 11 | | |
| Diane | 25 | 6-10 | 0-0 | 1-4 | 2 | 2 | 1 | 0 | 14 | | |
| Tat | 4 | 1-3 | 0-0 | 0-1 | 0 | 0 | 0 | 0 | 2 | | |
| Team | | | | 2-2 | | | | | | | |
| Totals | 200 | 30-60 | 11-17 | 11-31 | 19 | 12 | 2 | 6 | 80 | | |
| | | .500 | .647 | | | | | | | | |

3-Point Field Goals: (ODU)--(6-14/.429) Henderson (5-9), Finney (1-1), Carter (0-1), Adams (0-1), Johnson (0-2). (UVa)--(9-30/.300) Tucker (3-8), Diane (2-5), Jones (2-5), Singletary (2-7), Scott (0-1), Baker (0-4).

Old Dominion 37 39 76
Virginia 29 51 80
Attendance -- 6,460

Virginia reached the semifinals of the CBI with an 80-76 come-from-behind victory over Old Dominion in a quarterfinal game at John Paul Jones Arena. Sean Singletary scored eight of his 22 points in the final 30 seconds as the Cavaliers rallied from four points down in the final minute of the game.

In addition to his 22 points, Singletary tied his career high with 10 assists as he posted his fifth double-double of the season. He was one of five Cavaliers to score in double figures as Mamadi Diane had 14 points, Jamil Tucker scored 11 points, and Laurynas Mikalaukas and Jeff Jones each added 10 points.

Old Dominion opened the game strong, jumping out to a 10-0 lead in the first 2:28 of the game. Virginia closed to within one point in the first half, but the Monarchs closed the half on a 9-4 run to take a 37-29 lead at intermission.

Virginia opened the second half on a 14-4 run to take its first lead at 43-41 with 16:33 remaining. The Cavaliers led by six with 8:38 remaining before ODU responded with a 9-0 run to retake the lead. Gerald Lee's jumper with 1:12 remaining gave the Monarchs a 74-70 lead entering the final minute. Singletary's two free throws cut the lead in half, 74-72, with 30 seconds to play. After ODU made one of two free throws, Singletary tied the game with a banked-in 3-pointer with 23 seconds left. The Monarchs played for the final shot, but Singletary stole the ball near midcourt and scored the game-winning layup with 4.6 seconds left. He was fouled and converted the ensuing free throw. After a lane violation on an ODU free throw gave UVa the ball back, Calvin Baker sealed the game with two free throws.

The Cavaliers shot 50.0 percent from the floor and 64.7 percent from the line. ODU shot 50.9 percent from the floor and 66.7 percent from the line.

Old Dominion was led by Brian Henderson who had 26 points. Lee added 16 and Frank Hassell had 10 points for the Monarchs.

"Everybody can have who they've got, and I'll take Sean Singletary. He just continues to rewrite a story that's already a bestseller in the annals of Virginia basketball. The three-pointer, at any other angle, probably would have missed, but thankfully it was head-on. Then the steal was something that you might be able to tell your children about 10, 20 years from now. He's truly amazing." - Dave Leitao



CALVIN BAKER

#4

Sophomore • Guard • 6-2 • 186 • Newport News, Va. • Woodside H.S. • William & Mary

THIS SEASON:

- Is eligible to play this season after sitting out games in 2006-07 after transferring from William & Mary
- Has started eight games this season
- Shooting 78.6 percent (22-28) from the free throw line in last 14 games
- Has scored in double figures in 15 games this season
- Had 15 points and four assists vs. Duke (3/5)
- Had 10 points (making the game-winning 3-pointer with 4.2 seconds left), seven rebounds and a career-high four steals at Georgia Tech (3/3)
- Had 15 points and six rebounds vs. NC State
- Made four free throws in the last 13 seconds in victory at Boston College (2/17)
- Had 10 points, three rebounds, and a career-high two blocks vs. North Carolina
- Scored a UVa career high 17 points at Maryland
- Had 16 points vs. Georgia Tech (1/27)
- Had 15 points (5-7 FG, 3-4 3FG) vs. Boston College (1/19)
- Made first start of the season at Duke and scored 13 points
- Scored 12 points vs. Hartford
- Had a UVa high six assists vs. Elon, which tied his career high at W&M
- Had 16 points (6-6 FG, 4-4 3FG) vs. Northwestern
- Had 11 points and tied a career-high (including W&M) with eight rebounds vs. Howard
- Scored 11 points vs. Vermont in his Cavalier debut

2007-08 GAME-BY GAME:

| Opponent | GP-GS | FG-FGA | 3FG-3FGA | FT-FTA | Off-Def | Total | A | TO | Blk | Stl | PF | Min | Pts |
|------------------|-------|--------|----------|--------|---------|-------|---|----|-----|-----|----|-----|-----|
| Vermont | 1-0 | 4-6 | 1-1 | 2-4 | 0-1 | 1 | 0 | 0 | 0 | 1 | 2 | 14 | 11 |
| Howard | 2-0 | 4-8 | 3-5 | 0-0 | 2-6 | 8 | 5 | 0 | 0 | 0 | 0 | 17 | 11 |
| at Arizona | 3-0 | 2-3 | 1-1 | 0-0 | 0-0 | 0 | 4 | 2 | 0 | 0 | 2 | 20 | 5 |
| Drexel | 4-0 | 5-9 | 1-3 | 0-0 | 0-1 | 1 | 1 | 1 | 0 | 1 | 0 | 26 | 11 |
| at Penn | 5-0 | 2-5 | 1-3 | 1-2 | 0-1 | 1 | 5 | 2 | 0 | 0 | 1 | 20 | 6 |
| vs. Seton Hall | 6-0 | 4-12 | 1-6 | 0-0 | 1-2 | 3 | 1 | 3 | 0 | 0 | 4 | 27 | 9 |
| Northwestern | 7-0 | 6-6 | 4-4 | 0-0 | 0-2 | 2 | 1 | 1 | 0 | 0 | 3 | 16 | 16 |
| Syracuse | 8-0 | 3-10 | 2-7 | 0-0 | 0-1 | 1 | 1 | 2 | 0 | 2 | 3 | 31 | 8 |
| Longwood | 9-0 | 4-6 | 2-3 | 1-3 | 0-3 | 3 | 2 | 2 | 0 | 1 | 2 | 22 | 11 |
| Hampton | 10-0 | 2-4 | 2-4 | 0-0 | 0-4 | 4 | 2 | 3 | 0 | 0 | 2 | 30 | 6 |
| Elon | 11-0 | 2-7 | 1-3 | 2-2 | 2-1 | 3 | 6 | 1 | 0 | 0 | 2 | 24 | 7 |
| Hartford | 12-0 | 4-10 | 2-5 | 2-4 | 2-2 | 4 | 4 | 2 | 0 | 0 | 1 | 27 | 12 |
| at Xavier | 13-0 | 2-7 | 0-2 | 3-4 | 0-2 | 2 | 3 | 2 | 0 | 2 | 3 | 25 | 7 |
| at Duke | 14-1 | 6-14 | 0-1 | 1-1 | 1-3 | 4 | 2 | 2 | 0 | 1 | 1 | 29 | 13 |
| Virginia Tech | 15-2 | 2-8 | 1-4 | 0-1 | 0-0 | 0 | 3 | 2 | 0 | 2 | 0 | 33 | 5 |
| Boston College | 16-3 | 5-7 | 3-4 | 2-2 | 1-3 | 4 | 1 | 0 | 0 | 0 | 1 | 31 | 15 |
| at Florida State | 17-4 | 3-11 | 1-5 | 0-2 | 0-0 | 0 | 3 | 2 | 0 | 2 | 3 | 34 | 7 |
| Georgia Tech | 18-5 | 6-13 | 3-7 | 1-2 | 1-3 | 4 | 1 | 3 | 0 | 1 | 3 | 32 | 16 |
| at Maryland | 19-6 | 6-12 | 3-5 | 2-2 | 0-1 | 1 | 1 | 0 | 0 | 2 | 2 | 29 | 17 |
| at Virginia Tech | 20-7 | 0-2 | 0-1 | 0-0 | 1-1 | 2 | 4 | 3 | 0 | 1 | 4 | 29 | 0 |
| Clemson | 21-8 | 1-3 | 0-1 | 3-4 | 0-3 | 3 | 0 | 2 | 1 | 0 | 1 | 27 | 5 |
| at Wake Forest | 22-8 | 1-5 | 1-3 | 0-0 | 1-3 | 4 | 2 | 2 | 0 | 1 | 2 | 24 | 3 |
| North Carolina | 23-8 | 4-10 | 1-3 | 1-2 | 0-3 | 3 | 1 | 0 | 2 | 2 | 2 | 26 | 10 |
| at Boston Coll. | 24-8 | 1-4 | 1-3 | 4-4 | 0-2 | 2 | 5 | 3 | 0 | 0 | 2 | 24 | 7 |
| NC State | 25-8 | 5-10 | 2-4 | 3-4 | 1-5 | 6 | 1 | 0 | 0 | 2 | 2 | 24 | 15 |
| at Miami | 26-8 | 0-3 | 0-2 | 5-6 | 0-0 | 0 | 1 | 1 | 0 | 0 | 2 | 21 | 5 |
| at Georgia Tech | 27-8 | 4-9 | 2-5 | 0-0 | 2-5 | 7 | 4 | 2 | 0 | 4 | 3 | 26 | 10 |
| Duke | 28-8 | 7-15 | 1-3 | 0-0 | 0-1 | 1 | 4 | 5 | 0 | 0 | 2 | 31 | 15 |
| Maryland | 29-8 | 4-7 | 1-2 | 2-2 | 1-4 | 5 | 1 | 2 | 1 | 1 | 0 | 28 | 11 |
| vs. Ga. Tech | 30-8 | 0-5 | 0-3 | 0-0 | 0-1 | 1 | 4 | 1 | 1 | 1 | 1 | 21 | 0 |
| Richmond | 31-8 | 2-6 | 0-1 | 0-2 | 0-0 | 0 | 2 | 3 | 0 | 0 | 2 | 23 | 4 |
| Old Dominion | 32-8 | 1-6 | 0-4 | 2-2 | 2-2 | 4 | 4 | 2 | 0 | 1 | 1 | 29 | 4 |

SINGLE GAME BESTS (at Virginia)

POINTS

Season: 17 at Maryland (1/30/08)
 Career: 17 at Maryland (1/30/08)
 ACC: 17 at Maryland (1/30/08)

REBOUNDS

Season: 8 vs. Howard (11/14/07)
 Career: 8 vs. Howard (11/14/07)
 ACC: 7 at Georgia Tech (3/3/08)

FG MADE

Season: 7 vs. Duke (3/5/08)
 Career: 7 vs. Duke (3/5/08)
 ACC: 7 vs. Duke (3/5/08)

FG ATTEMPTS

Season: 15 vs. Duke (3/5/08)
 Career: 15 vs. Duke (3/5/08)
 ACC: 15 vs. Duke (3/5/08)

3 PT FG MADE

Season: 4 vs. Northwestern (11/27/07)
 Career: 4 vs. Northwestern (11/27/07)
 ACC: 3 on three occasions

3 PT FG ATTEMPTS

Season: 7 vs. Syracuse (12/5/07), vs. Ga Tech (1/27/08)
 Career: 7 vs. Syracuse (12/5/07), vs. Ga Tech (1/27/08)
 ACC: 7 vs. Georgia Tech (1/27/08)

FT MADE

Season: 5 at Miami (3/1/08)
 Career: 5 at Miami (3/1/08)
 ACC: 5 at Miami (3/1/08)

FT ATTEMPTS

Season: 6 at Miami (3/1/08)
 Career: 6 at Miami (3/1/08)
 ACC: 6 at Miami (3/1/08)

ASSISTS

Season: 6 vs. Elon (12/22/07)
 Career: 6 vs. Elon (12/22/07)
 ACC: 5 at Boston College (2/17/08)

TURNOVERS

Season: 5 vs. Duke (3/5/08)
 Career: 5 vs. Duke (3/5/08)
 ACC: 5 vs. Duke (3/5/08)

BLOCKS

Season: 2 vs. North Carolina (2/12/08)
 Career: 2 vs. North Carolina (2/12/08)
 ACC: 2 vs. North Carolina (2/12/08)

STEALS

Season: 4 at Georgia Tech (3/3/08)
 Career: 4 at Georgia Tech (3/3/08)
 ACC: 4 at Georgia Tech (3/3/08)

MINUTES

Season: 34 at Florida State (1/23/08)
 Career: 34 at Florida State (1/23/08)
 ACC: 34 at Florida State (1/23/08)

CAREER STATISTICS (at Virginia)

| Year | G-GS | Min-Avg. | FG-FGA | Pct. | 3FG-3FGA | Pct. | FT-FTA | Pct. | Off-Def. | Reb-Avg. | PF-DQ | Ast | TO | Blk | Stl | Pts-Avg |
|---------------|---------------------------------|-----------------|----------------|-------------|---------------|-------------|--------------|-------------|--------------|---------------|-------------|-----------|-----------|----------|-----------|----------------|
| 2006-07 | Did not play after transferring | | | | | | | | | | | | | | | |
| ACC | | | | | | | | | | | | | | | | |
| 2007-08 | 32-8 | 820-25.6 | 102-243 | .420 | 41-108 | .380 | 37-55 | .673 | 18-66 | 84-2.6 | 59-0 | 79 | 56 | 5 | 28 | 282-8.8 |
| ACC | 16-8 | 448-28.0 | 55-133 | .414 | 20-53 | .377 | 24-32 | .750 | 9-37 | 46-2.9 | 30-0 | 34 | 29 | 4 | 19 | 154-9.6 |
| CAREER | 32-8 | 820-25.6 | 102-243 | .420 | 41-108 | .380 | 37-55 | .673 | 18-66 | 84-2.6 | 59-0 | 79 | 56 | 5 | 28 | 282-8.8 |
| ACC | 16-8 | 448-28.0 | 55-133 | .414 | 20-53 | .377 | 24-32 | .750 | 9-37 | 46-2.9 | 30-0 | 34 | 29 | 4 | 19 | 154-9.6 |



ANDY BURNS

#31

Sophomore • Forward • 6-8 • 212 • Alexandria, Va. • Bishop Ireton H.S.

THIS SEASON:

- Scored his first two points of the season vs. Northwestern
- Had his first career assist at Penn
- Had two rebounds in two minutes of playing time in the season opener vs. Vermont
- Had one rebound and one assist in four minutes of action in the exhibition vs. Carson-Newman

SINGLE GAME BESTS

POINTS

Season: 2 vs. Northwestern (11/27/07)
 Career: 4 vs. UMES (11/26/06)
 ACC: --

REBOUNDS

Season: 2 vs. Vermont (11/11/07)
 Career: 3 vs. UMES (11/26/06)
 ACC: 1 at Virginia Tech (2/10/07)

FG MADE

Season: 1 vs. Northwestern (11/27/07)
 Career: 1 on three occasions
 ACC: --

FG ATTEMPTS

Season: 1 on five occasions
 Career: 2 vs. UMES (11/26/06), vs. Longwood (2/13/07)
 ACC: --

3 PT FG MADE

Season: --
 Career: 1 vs. Longwood (2/13/07)
 ACC: --

3 PT FG ATTEMPTS

Season: 1 vs. Longwood (12/7/07)
 Career: 1 on three occasions
 ACC: --

FT MADE

Season: 1 at Xavier (1/3/08)
 Career: 2 vs. UMES (11/26/06)
 ACC: --

FT ATTEMPTS

Season: 2 at Xavier (1/3/08)
 Career: 4 vs. UMES (11/26/06)
 ACC: --

ASSISTS

Season: 1 at Penn (11/23/07), vs. Longwood (12/7/07)
 Career: 1 at Penn (11/23/07), vs. Longwood (12/7/07)
 ACC: --

TURNOVERS

Season: 1 at Penn (11/23/07), vs. Longwood (12/7/07)
 Career: 1 on three occasions
 ACC: --

BLOCKS

Season: --
 Career: 1 vs. Longwood (2/13/07)
 ACC: --

STEALS

Season: --
 Career: --
 ACC: --

MINUTES


Season: 4 vs. Northwestern (11/27/07), at Xavier (1/3/08)
 Career: 7 vs. UMES (11/26/06)
 ACC: 1 on three occasions

2007-08 GAME-BY GAME:

| Opponent | GP-GS | FG-FGA | 3FG-3FGA | FT-FTA | Off-Def | Total | A | TO | Blk | Stl | PF | Min | Pts |
|------------------|-------|--------|----------|--------|---------|-------|---|----|-----|-----|----|-----|-----|
| Vermont | 1-0 | 0-0 | 0-0 | 0-0 | 1-1 | 2 | 0 | 0 | 0 | 0 | 1 | 2 | 0 |
| Howard | 2-0 | 0-1 | 0-0 | 0-0 | 0-0 | 0 | 0 | 0 | 0 | 0 | 0 | 2 | 0 |
| at Arizona | DNP | | | | | | | | | | | | |
| Drexel | DNP | | | | | | | | | | | | |
| at Penn | 3-0 | 0-1 | 0-0 | 0-0 | 1-0 | 1 | 1 | 1 | 0 | 0 | 1 | 2 | 0 |
| vs. Seton Hall | DNP | | | | | | | | | | | | |
| Northwestern | 4-0 | 1-1 | 0-0 | 0-0 | 0-0 | 0 | 0 | 0 | 0 | 0 | 1 | 4 | 2 |
| Syracuse | DNP | | | | | | | | | | | | |
| Longwood | 5-0 | 0-1 | 0-1 | 0-0 | 0-0 | 0 | 1 | 1 | 0 | 0 | 0 | 3 | 0 |
| Hampton | DNP | | | | | | | | | | | | |
| Elon | 6-0 | 0-1 | 0-0 | 0-0 | 0-0 | 0 | 0 | 0 | 0 | 0 | 0 | 2 | 0 |
| Hartford | DNP | | | | | | | | | | | | |
| at Xavier | 7-0 | 0-0 | 0-0 | 1-2 | 0-1 | 1 | 0 | 0 | 0 | 0 | 0 | 4 | 1 |
| at Duke | DNP | | | | | | | | | | | | |
| Virginia Tech | DNP | | | | | | | | | | | | |
| Boston College | DNP | | | | | | | | | | | | |
| at Florida State | DNP | | | | | | | | | | | | |
| Georgia Tech | DNP | | | | | | | | | | | | |
| at Maryland | DNP | | | | | | | | | | | | |
| at Virginia Tech | DNP | | | | | | | | | | | | |
| Clemson | 8-0 | 0-0 | 0-0 | 0-0 | 0-0 | 0 | 0 | 0 | 0 | 0 | 0 | 1 | 0 |
| at Wake Forest | DNP | | | | | | | | | | | | |
| North Carolina | DNP | | | | | | | | | | | | |
| at Boston Coll. | DNP | | | | | | | | | | | | |
| NC State | DNP | | | | | | | | | | | | |
| at Miami | DNP | | | | | | | | | | | | |
| at Georgia Tech | DNP | | | | | | | | | | | | |
| Duke | DNP | | | | | | | | | | | | |
| Maryland | DNP | | | | | | | | | | | | |
| vs. Ga. Tech | DNP | | | | | | | | | | | | |
| Richmond | DNP | | | | | | | | | | | | |
| Old Dominion | DNP | | | | | | | | | | | | |

CAREER STATISTICS

| Year | G-GS | Min-Avg. | FG-FGA | Pct. | 3FG-3FGA | Pct. | FT-FTA | Pct. | Off-Def. | Reb-Avg. | PF-DQ | Ast | TO | Blk | Stl | Pts-Avg |
|---------------|-------------|---------------|------------|-------------|------------|-------------|-------------|-------------|------------|---------------|------------|----------|----------|----------|----------|---------------|
| 2006-07 | 13-0 | 20-1.5 | 2-4 | .500 | 1-2 | .500 | 2-8 | .250 | 1-5 | 6-0.5 | 2-0 | 0 | 1 | 1 | 0 | 7-0.5 |
| ACC | 3-0 | 2-0.7 | 0-0 | .000 | 0-0 | .000 | 0-0 | .000 | 0-1 | 1-0.3 | 0-0 | 0 | 0 | 0 | 0 | 0-0.0 |
| 2007-08 | 8-0 | 20-2.5 | 1-5 | .200 | 0-1 | .000 | 1-2 | .500 | 2-2 | 4-0.5 | 3-0 | 2 | 2 | 0 | 0 | 3-0.4 |
| ACC | 1-0 | 1-1.0 | 0-0 | .000 | 0-0 | .000 | 0-0 | .000 | 0-0 | 0-0.0 | 0-0 | 0 | 0 | 0 | 0 | 0-0.0 |
| CAREER | 21-0 | 40-1.9 | 3-9 | .333 | 1-3 | .333 | 3-10 | .300 | 3-7 | 10-0.5 | 5-0 | 2 | 3 | 1 | 0 | 10-0.5 |
| ACC | 4-0 | 3-0.8 | 0-0 | .000 | 0-0 | .000 | 0-0 | .000 | 0-1 | 1-0.3 | 0-0 | 0 | 0 | 0 | 0 | 0-0.0 |



MAMADI DIANE

#24

Junior • Guard/Forward • 6-5 • 201 • Potomac, Md. • DeMatha Catholic H.S.

THIS SEASON:

- Scored in double figures in 21 games this season, including the last six
- Played off the bench the last 11 games after starting the first 21 games
- Had 14 points vs. Old Dominion in the CBI Quarterfinals
- Had 15 points and five rebounds vs. Richmond in CBI 1st Round
- Had 18 points vs. Georgia Tech in the ACC Tournament
- Had 12 points (4-5 FG, 2-2 FT) vs. Duke (3/5)
- Scored 20 points at Boston College, his fifth 20-point game of the season (2/17)
- Had 16 points and tied a career-high with four assists at Maryland (1/30)
- Had 16 points and eight rebounds in a career-high 42 minutes vs. Georgia Tech (1/27)
- Scored 21 points at Florida State and 20 points vs. Boston College (1/19), the first time in his career he has scored at least 20 points in consecutive games
- Tied a season-high with nine rebounds vs. Virginia Tech (1/16)
- Had 20 points, a season-high nine rebounds, three steals, two assists, and two blocks vs. Hartford
- Scored a season-high 22 points, including a career-high six 3-point FG, vs. Northwestern
- Had 12 points and eight rebounds vs. Seton Hall
- Had 13 points, four rebounds and two steals at Penn
- Scored nine points (3-3 3FG) and tied a career high with three blocks at Arizona
- Scored 14 points (5-8 FG, 4-7 3FG) against Howard
- Had 10 points and a team-high eight rebounds in the season opener vs. Vermont

2007-08 GAME-BY GAME:

| Opponent | GP-GS | FG-FGA | 3FG-3FGA | FT-FTA | Off-Def | Total | A | TO | Blk | Stl | PF | Min | Pts |
|------------------|-------|--------|----------|--------|---------|-------|---|----|-----|-----|----|-----|-----|
| Vermont | 1-1 | 4-7 | 1-3 | 1-3 | 1-7 | 8 | 1 | 4 | 0 | 0 | 2 | 29 | 10 |
| Howard | 2-2 | 5-8 | 4-7 | 0-0 | 1-1 | 2 | 1 | 2 | 0 | 1 | 2 | 20 | 14 |
| at Arizona | 3-3 | 3-4 | 3-3 | 0-0 | 0-1 | 1 | 1 | 3 | 3 | 0 | 2 | 36 | 9 |
| Drexel | 4-4 | 3-7 | 2-4 | 3-4 | 2-0 | 2 | 0 | 3 | 0 | 0 | 3 | 28 | 11 |
| at Penn | 5-5 | 5-10 | 1-3 | 2-2 | 1-3 | 4 | 1 | 0 | 1 | 2 | 4 | 25 | 13 |
| vs. Seton Hall | 6-6 | 4-7 | 2-4 | 2-3 | 4-4 | 8 | 2 | 1 | 2 | 0 | 2 | 33 | 12 |
| Northwestern | 7-7 | 6-11 | 6-9 | 4-4 | 1-6 | 7 | 3 | 3 | 1 | 0 | 2 | 29 | 22 |
| Syracuse | 8-8 | 4-7 | 2-4 | 0-0 | 0-2 | 2 | 0 | 0 | 1 | 1 | 3 | 33 | 10 |
| Longwood | 9-9 | 4-11 | 2-5 | 1-2 | 1-3 | 4 | 1 | 0 | 1 | 0 | 1 | 18 | 11 |
| Hampton | 10-10 | 0-5 | 0-2 | 0-0 | 0-1 | 1 | 3 | 1 | 0 | 0 | 1 | 18 | 0 |
| Elon | 11-11 | 4-8 | 0-3 | 1-2 | 0-0 | 0 | 1 | 1 | 0 | 2 | 1 | 30 | 9 |
| Hartford | 12-12 | 6-8 | 4-5 | 4-6 | 1-8 | 9 | 2 | 3 | 2 | 3 | 3 | 34 | 20 |
| at Xavier | 13-13 | 2-8 | 1-3 | 2-3 | 1-1 | 2 | 1 | 0 | 0 | 0 | 1 | 17 | 7 |
| at Duke | 14-14 | 3-12 | 1-5 | 4-5 | 3-3 | 6 | 1 | 0 | 0 | 0 | 2 | 32 | 11 |
| Virginia Tech | 15-15 | 3-10 | 0-2 | 2-5 | 2-7 | 9 | 2 | 3 | 0 | 0 | 4 | 38 | 8 |
| Boston College | 16-16 | 6-14 | 4-10 | 4-5 | 1-4 | 5 | 2 | 3 | 0 | 1 | 4 | 34 | 20 |
| at Florida State | 17-17 | 6-12 | 5-9 | 4-4 | 2-3 | 5 | 0 | 1 | 0 | 1 | 2 | 37 | 21 |
| Georgia Tech | 18-18 | 5-17 | 3-9 | 3-5 | 7-1 | 8 | 0 | 1 | 1 | 0 | 2 | 42 | 16 |
| at Maryland | 19-19 | 6-13 | 2-6 | 2-2 | 2-1 | 3 | 4 | 2 | 0 | 1 | 2 | 34 | 16 |
| at Virginia Tech | 20-20 | 2-8 | 1-4 | 3-7 | 0-4 | 4 | 0 | 2 | 1 | 0 | 3 | 36 | 8 |
| Clemson | 21-21 | 1-8 | 0-2 | 0-0 | 0-1 | 1 | 0 | 1 | 0 | 1 | 1 | 24 | 2 |
| at Wake Forest | 22-21 | 2-9 | 0-2 | 5-6 | 5-1 | 6 | 1 | 1 | 0 | 0 | 2 | 17 | 9 |
| North Carolina | 23-21 | 4-11 | 1-6 | 0-0 | 3-4 | 7 | 2 | 2 | 0 | 0 | 3 | 29 | 9 |
| at Boston Coll. | 24-21 | 6-12 | 3-5 | 5-6 | 1-3 | 4 | 1 | 2 | 0 | 0 | 4 | 35 | 20 |
| NC State | 25-21 | 4-8 | 1-2 | 0-4 | 1-3 | 4 | 0 | 2 | 1 | 2 | 1 | 25 | 9 |
| at Miami | 26-21 | 0-2 | 0-1 | 1-2 | 0-1 | 1 | 1 | 1 | 1 | 0 | 3 | 27 | 1 |
| at Georgia Tech | 27-21 | 4-9 | 0-2 | 2-4 | 4-2 | 6 | 0 | 5 | 1 | 0 | 3 | 27 | 10 |
| Duke | 28-21 | 4-5 | 2-3 | 2-2 | 2-0 | 2 | 0 | 1 | 1 | 1 | 0 | 23 | 12 |
| Maryland | 29-21 | 4-10 | 1-2 | 3-3 | 2-3 | 5 | 1 | 1 | 1 | 1 | 0 | 22 | 12 |
| vs. Ga. Tech | 30-21 | 7-13 | 4-6 | 0-0 | 1-2 | 3 | 0 | 3 | 0 | 2 | 2 | 33 | 18 |
| Richmond | 31-21 | 4-9 | 2-5 | 5-7 | 2-3 | 5 | 0 | 2 | 2 | 1 | 0 | 33 | 15 |
| Old Dominion | 32-21 | 6-10 | 2-5 | 0-0 | 1-3 | 4 | 2 | 2 | 1 | 0 | 4 | 25 | 14 |

CAREER STATISTICS

| Year | G-GS | Min-Avg. | FG-FGA | Pct. | 3FG-3FGA | Pct. | FT-FTA | Pct. | Off-Def. | Reb-Avg. | PF-DQ | Ast | TO | Blk | Stl | Pts-Avg |
|---------------|--------------|------------------|----------------|-------------|----------------|-------------|----------------|-------------|----------------|----------------|--------------|------------|------------|-----------|-----------|----------------|
| 2005-06 | 30-11 | 668-22.3 | 65-193 | .337 | 16-66 | .242 | 35-43 | .814 | 33-79 | 112-3.7 | 42-0 | 32 | 36 | 11 | 22 | 181-6.0 |
| ACC | 16-1 | 321-20.1 | 31-94 | .330 | 7-36 | .194 | 12-15 | .800 | 20-39 | 59-3.7 | 22-0 | 17 | 17 | 3 | 10 | 81-5.1 |
| 2006-07 | 32-32 | 883-27.6 | 111-251 | .442 | 42-120 | .350 | 43-57 | .754 | 34-78 | 112-3.5 | 61-3 | 38 | 42 | 13 | 26 | 307-9.6 |
| ACC | 16-16 | 446-27.9 | 49-132 | .371 | 18-64 | .281 | 18-27 | .667 | 17-37 | 54-3.4 | 32-2 | 18 | 21 | 8 | 15 | 134-8.4 |
| 2007-08 | 32-21 | 923-28.8 | 127-293 | .433 | 60-141 | .426 | 65-96 | .677 | 52-86 | 138-4.3 | 69-0 | 34 | 56 | 21 | 20 | 379-11.8 |
| ACC | 16-8 | 482-30.1 | 60-160 | .375 | 24-70 | .343 | 40-60 | .667 | 35-41 | 76-4.8 | 36-0 | 15 | 28 | 7 | 8 | 184-11.5 |
| CAREER | 94-64 | 2474-26.3 | 303-737 | .411 | 118-327 | .361 | 143-196 | .730 | 119-243 | 362-3.9 | 172-3 | 104 | 134 | 45 | 68 | 867-9.2 |
| ACC | 48-25 | 1249-26.0 | 140-386 | .363 | 49-170 | .288 | 70-102 | .686 | 72-117 | 189-3.9 | 90-2 | 50 | 66 | 18 | 33 | 399-8.3 |

SINGLE GAME BESTS

POINTS

Season: 22 vs. Northwestern (11/27/07)
 Career: 26 vs. Maryland (1/16/07)
 ACC: 26 vs. Maryland (1/16/07)

REBOUNDS

Season: 9 vs. Hartford (12/30/07), vs. Va Tech (1/16/08)
 Career: 11 vs. Hampton (12/16/06)
 ACC: 10 vs. Wake Forest (2/4/06)

FG MADE

Season: 7 vs. Georgia Tech (3/13/08)
 Career: 9 vs. Maryland (1/16/07)
 ACC: 9 vs. Maryland (1/16/07)

FG ATTEMPTS

Season: 17 vs. Georgia Tech (1/27/08)
 Career: 17 vs. Georgia Tech (1/27/08)
 ACC: 17 vs. Georgia Tech (1/27/08)

3 PT FG MADE

Season: 6 vs. Northwestern (11/27/07)
 Career: 6 vs. Northwestern (11/27/07)
 ACC: 5 at Florida State (1/23/08)

3 PT FG ATTEMPTS

Season: 10 vs. Boston College (1/19/08)
 Career: 10 vs. Boston College (1/19/08)
 ACC: 10 vs. Boston College (1/19/08)

FT MADE

Season: 5 on three occasions
 Career: 7 vs. Loyola (12/23/05), vs. UMES (11/26/06)
 ACC: 6 vs. Maryland (1/16/07)

FT ATTEMPTS

Season: 7 at VT (2/2/08), vs. Richmond (3/18/08)
 Career: 8 vs. Loyola (12/23/05)
 ACC: 7 vs. Md (1/16/07), at VT (2/2/08)

ASSISTS

Season: 4 at Maryland (1/30/08)
 Career: 4 vs. Loyola (12/23/05), at Md (1/30/08)
 ACC: 4 at Maryland (1/30/08)

TURNOVERS

Season: 5 at Georgia Tech (3/3/08)
 Career: 5 vs. Morgan St. (11/19/06), at GT (3/3/08)
 ACC: 5 at Georgia Tech (3/3/08)

BLOCKS


Season: 3 at Arizona (11/17/07)
 Career: 3 vs. Liberty (11/18/05), at Arizona (11/17/07)
 ACC: 2 on 4 occasions

STEALS

Season: 3 vs. Hartford (12/30/07)
 Career: 4 vs. Maryland (1/16/07)
 ACC: 4 vs. Maryland (1/16/07)

MINUTES

Season: 42 vs. Georgia Tech (1/27/08)
 Career: 42 vs. Georgia Tech (1/27/08)
 ACC: 42 vs. Georgia Tech (1/27/08)



MUSTAPHA FARRAKHAN

#2

Freshman • Guard • 6-4 • 175 • Harvey, Ill. • Thornton Township H.S.

THIS SEASON:

- Had a career-high four rebounds at Maryland, playing a career-high 12 minutes
- Scored three points vs. Georgia Tech
- Had three points at Xavier
- Scored two points vs. Elon
- Had two points and an assist vs. Hampton
- Scored his first career points (4) in 10 minutes of action vs. Howard
- Made his Cavalier debut vs. Vermont, playing four minutes
- Had 13 points and five rebounds in the exhibition game against Carson-Newman

SINGLE GAME BESTS

POINTS

Season: 4 vs. Howard (11/14/07)
 Career: 4 vs. Howard (11/14/07)
 ACC: 3 vs. Georgia Tech (1/27/08)

REBOUNDS

Season: 4 at Maryland (1/30/08)
 Career: 4 at Maryland (1/30/08)
 ACC: 4 at Maryland (1/30/08)

FG MADE

Season: 2 vs. Howard (11/14/07)
 Career: 2 vs. Howard (11/14/07)
 ACC: 1 vs. Georgia Tech (1/27/08)

FG ATTEMPTS

Season: 6 vs. Howard (11/14/07)
 Career: 6 vs. Howard (11/14/07)
 ACC: 5 vs. Georgia Tech (1/27/08)

3 PT FG MADE

Season: 1 at Xavier (1/3/08), vs. Ga Tech (1/27/08)
 Career: 1 at Xavier (1/3/08), vs. Ga Tech (1/27/08)
 ACC: 1 vs. Georgia Tech (1/27/08)

3 PT FG ATTEMPTS

Season: 3 vs. Georgia Tech (1/27/08)
 Career: 3 vs. Georgia Tech (1/27/08)
 ACC: 3 vs. Georgia Tech (1/27/08)

FT MADE

Season: 1 at Maryland (1/30/08)
 Career: 1 at Maryland (1/30/08)
 ACC: 1 at Maryland (1/30/08)

FT ATTEMPTS

Season: 2 vs. Hartford (12/30/07), at Md (1/30/08)
 Career: 2 vs. Hartford (12/30/07), at Md (1/30/08)
 ACC: 2 at Maryland (1/30/08)

ASSISTS

Season: 1 on five occasions
 Career: 1 on five occasions
 ACC: 1 vs. Georgia Tech (1/27/08)

TURNOVERS

Season: 3 at Penn (11/23/07)
 Career: 3 at Penn (11/23/07)
 ACC: 2 vs. Clemson (2/7/08)

BLOCKS

Season: --
 Career: --
 ACC: --

STEALS

Season: 1 vs. Howard (11/14/07), at Xavier (1/3/08)
 Career: 1 vs. Howard (11/14/07), at Xavier (1/3/08)
 ACC: --

MINUTES


Season: 12 at Md (1/30/08), vs. Clemson (2/7/08)
 Career: 12 at Md (1/30/08), vs. Clemson (2/7/08)
 ACC: 12 at Md (1/30/08), vs. Clemson (2/7/08)

2007-08 GAME-BY-GAME:

| Opponent | GP-GS | FG-FGA | 3FG-3FGA | FT-FTA | Off-Def | Total | A | TO | Blk | Stl | PF | Min | Pts |
|------------------|-------|--------|----------|--------|---------|-------|---|----|-----|-----|----|-----|-----|
| Vermont | 1-0 | 0-2 | 0-0 | 0-0 | 0-0 | 0 | 0 | 0 | 0 | 0 | 1 | 4 | 0 |
| Howard | 2-0 | 2-6 | 0-1 | 0-0 | 1-1 | 2 | 1 | 0 | 0 | 1 | 2 | 10 | 4 |
| at Arizona | 3-0 | 0-0 | 0-0 | 0-0 | 0-0 | 0 | 0 | 0 | 0 | 0 | 0 | 2 | 0 |
| Drexel | 4-0 | 0-1 | 0-0 | 0-0 | 0-2 | 2 | 0 | 0 | 0 | 0 | 0 | 3 | 0 |
| at Penn | 5-0 | 0-2 | 0-2 | 0-0 | 0-2 | 2 | 0 | 3 | 0 | 0 | 0 | 10 | 0 |
| vs. Seton Hall | DNP | | | | | | | | | | | | |
| Northwestern | 6-0 | 1-3 | 0-2 | 0-0 | 0-1 | 1 | 0 | 1 | 0 | 0 | 0 | 8 | 2 |
| Syracuse | DNP | | | | | | | | | | | | |
| Longwood | 7-0 | 0-0 | 0-0 | 0-0 | 0-0 | 0 | 0 | 0 | 0 | 0 | 0 | 2 | 0 |
| Hampton | 8-0 | 1-3 | 0-1 | 0-0 | 0-0 | 0 | 1 | 0 | 0 | 0 | 0 | 5 | 2 |
| Elon | 9-0 | 1-2 | 0-1 | 0-0 | 0-0 | 0 | 0 | 2 | 0 | 0 | 0 | 7 | 2 |
| Hartford | 10-0 | 0-0 | 0-0 | 0-2 | 0-1 | 1 | 1 | 2 | 0 | 0 | 1 | 3 | 0 |
| at Xavier | 11-0 | 1-5 | 1-2 | 0-0 | 1-0 | 1 | 0 | 0 | 0 | 1 | 0 | 10 | 3 |
| at Duke | 12-0 | 0-0 | 0-0 | 0-1 | 0-0 | 0 | 0 | 1 | 0 | 0 | 0 | 4 | 0 |
| Virginia Tech | DNP | | | | | | | | | | | | |
| Boston College | DNP | | | | | | | | | | | | |
| at Florida State | DNP | | | | | | | | | | | | |
| Georgia Tech | 13-0 | 1-5 | 1-3 | 0-0 | 0-1 | 1 | 1 | 0 | 0 | 0 | 0 | 6 | 3 |
| at Maryland | 14-0 | 0-1 | 0-1 | 1-2 | 1-3 | 4 | 0 | 0 | 0 | 0 | 1 | 12 | 1 |
| at Virginia Tech | 15-0 | 0-2 | 0-1 | 0-0 | 0-0 | 0 | 0 | 0 | 0 | 0 | 1 | 5 | 0 |
| Clemson | 16-0 | 0-4 | 0-1 | 0-0 | 1-0 | 1 | 0 | 2 | 0 | 0 | 1 | 12 | 0 |
| at Wake Forest | 17-0 | 0-1 | 0-1 | 0-0 | 0-0 | 0 | 0 | 0 | 0 | 0 | 0 | 4 | 0 |
| North Carolina | DNP | | | | | | | | | | | | |
| at Boston Coll. | DNP | | | | | | | | | | | | |
| NC State | DNP | | | | | | | | | | | | |
| at Miami | DNP | | | | | | | | | | | | |
| at Georgia Tech | DNP | | | | | | | | | | | | |
| Duke | DNP | | | | | | | | | | | | |
| Maryland | DNP | | | | | | | | | | | | |
| vs. Ga. Tech | 18-0 | 0-1 | 0-0 | 0-0 | 0-0 | 0 | 0 | 0 | 0 | 0 | 0 | 1 | 0 |
| Richmond | 19-0 | 0-0 | 0-0 | 0-0 | 0-0 | 0 | 1 | 1 | 0 | 0 | 2 | 7 | 0 |
| Old Dominion | DNP | | | | | | | | | | | | |

CAREER STATISTICS

| Year | G-GS | Min-Avg. | FG-FGA | Pct. | 3FG-3FGA | Pct. | FT-FTA | Pct. | Off-Def. | Reb-Avg. | PF-DQ | Ast | TO | Blk | Stl | Pts-Avg |
|---------------|-------------|----------------|-------------|-------------|-------------|-------------|------------|-------------|-------------|---------------|------------|----------|-----------|----------|----------|---------------|
| 2007-08 | 19-0 | 115-6.1 | 7-38 | .184 | 2-16 | .125 | 1-5 | .200 | 4-11 | 15-0.8 | 9-0 | 5 | 12 | 0 | 2 | 17-0.9 |
| ACC | 6-0 | 43-7.2 | 1-13 | .077 | 1-7 | .143 | 1-3 | .333 | 2-4 | 6-1.0 | 3-0 | 1 | 3 | 0 | 0 | 4-0.7 |
| CAREER | 19-0 | 115-6.1 | 7-38 | .184 | 2-16 | .125 | 1-5 | .200 | 4-11 | 15-0.8 | 9-0 | 5 | 12 | 0 | 2 | 17-0.9 |
| ACC | 6-0 | 43-7.2 | 1-13 | .077 | 1-7 | .143 | 1-3 | .333 | 2-4 | 6-1.0 | 3-0 | 1 | 3 | 0 | 0 | 4-0.7 |



WILL HARRIS

#43

Sophomore • Forward/Guard • 6-6 • 245 • Corona, N.Y. • Brewster Academy

THIS SEASON:

- Had six points and four rebounds at Xavier
- Made a career-high two 3-point field goals and tied a season-high with seven points vs. Elon
- Had four points and tied his career-high with eight rebounds vs. Longwood
- Scored seven points (3-3 FG) vs. Syracuse
- Had four rebounds vs. Northwestern
- Had six points (3-6 FG) along with three rebounds at Penn
- Scored two points and had six rebounds vs. Howard
- Played two minutes in the season opener vs. Vermont

SINGLE GAME BESTS

POINTS

Season: 7 vs. Syracuse (12/5/07), vs. Elon (12/22/07)
 Career: 16 vs. Morgan State (11/19/06)
 ACC: 14 vs. NC State (12/3/06)

REBOUNDS

Season: 8 vs. Longwood (12/7/07)
 Career: 8 on three occasions
 ACC: 6 vs. NC State (12/3/06)

FG MADE

Season: 3 at Penn (11/23/07), vs. Syracuse (12/5/07)
 Career: 7 vs. Morgan State (11/19/06)
 ACC: 5 vs. NC State (12/3/06)

FG ATTEMPTS

Season: 6 at Penn (11/23/07)
 Career: 12 vs. Morgan State (11/19/06)
 ACC: 6 on 4 occasions

3 PT FG MADE

Season: 2 vs. Elon (12/22/07)
 Career: 2 vs. Elon (12/22/07)
 ACC: 1 on 6 occasions

3 PT FG ATTEMPTS

Season: 3 vs. Elon (12/22/07)
 Career: 3 vs. UMES (11/26/06), vs. Elon (12/22/07)
 ACC: 2 vs. NC State (12/3/06), vs. Miami (2/3/07)

FT MADE

Season: 2 on three occasions
 Career: 3 vs. Arizona (11/12/06), vs. NC State (12/3/06)
 ACC: 3 vs. NC State (12/3/06)

FT ATTEMPTS

Season: 3 vs. Longwood (12/7/07)
 Career: 4 on 3 occasions
 ACC: 4 vs. NC State (12/3/06), at Va. Tech (2/10/07)

ASSISTS

Season: 1 on three occasions
 Career: 4 vs. Gonzaga (1/3/07)
 ACC: 1 on three occasions

TURNOVERS

Season: 2 on four occasions
 Career: 5 vs. Morgan State (11/19/06)
 ACC: 3 vs. Maryland (1/16/07)

BLOCKS

Season: --
 Career: 2 vs. Longwood (2/13/07)
 ACC: 1 vs. Georgia Tech (2/24/07)

STEALS

Season: 1 on 3 occasions
 Career: 1 on 9 occasions
 ACC: 1 on 5 occasions

MINUTES


Season: 20 vs. Longwood (12/7/07)
 Career: 26 vs. Puerto Rico-Mayaguez (12/21/06)
 ACC: 22 at Virginia Tech (2/10/07)

2007-08 GAME-BY-GAME:

| Opponent | GP-GS | FG-FGA | 3FG-3FGA | FT-FTA | Off-Def | Total | A | TO | Blk | Stl | PF | Min | Pts |
|------------------|-------|--------|----------|--------|---------|-------|---|----|-----|-----|----|-----|-----|
| Vermont | 1-0 | 0-1 | 0-0 | 0-0 | 0-0 | 0 | 0 | 0 | 0 | 0 | 0 | 2 | 0 |
| Howard | 2-0 | 1-2 | 0-0 | 0-0 | 1-5 | 6 | 0 | 2 | 0 | 0 | 1 | 9 | 2 |
| at Arizona | 3-0 | 0-1 | 0-0 | 0-0 | 0-0 | 0 | 0 | 1 | 0 | 0 | 1 | 2 | 0 |
| Drexel | DNP | | | | | | | | | | | | |
| at Penn | 4-0 | 3-6 | 0-1 | 0-1 | 1-2 | 3 | 1 | 0 | 0 | 1 | 0 | 13 | 6 |
| vs. Seton Hall | 5-0 | 0-1 | 0-0 | 2-2 | 0-1 | 1 | 0 | 0 | 0 | 0 | 0 | 3 | 2 |
| Northwestern | 6-0 | 0-3 | 0-1 | 0-0 | 2-2 | 4 | 0 | 1 | 0 | 1 | 1 | 17 | 0 |
| Syracuse | 7-0 | 3-3 | 1-1 | 0-0 | 1-1 | 2 | 0 | 1 | 0 | 0 | 1 | 9 | 7 |
| Longwood | 8-0 | 1-3 | 0-0 | 2-3 | 5-3 | 8 | 0 | 2 | 0 | 1 | 0 | 20 | 4 |
| Hampton | 9-0 | 0-2 | 0-0 | 2-2 | 2-1 | 3 | 1 | 2 | 0 | 0 | 2 | 9 | 2 |
| Elon | 10-0 | 2-3 | 2-3 | 1-2 | 0-5 | 5 | 0 | 0 | 0 | 0 | 1 | 11 | 7 |
| Hartford | 11-0 | 1-2 | 0-1 | 0-1 | 0-1 | 1 | 0 | 0 | 0 | 0 | 1 | 10 | 2 |
| at Xavier | 12-0 | 2-5 | 1-1 | 1-2 | 2-2 | 4 | 0 | 1 | 0 | 0 | 2 | 16 | 6 |
| at Duke | 13-0 | 0-0 | 0-0 | 0-0 | 0-0 | 0 | 0 | 0 | 0 | 0 | 1 | 1 | 0 |
| Virginia Tech | DNP | | | | | | | | | | | | |
| Boston College | DNP | | | | | | | | | | | | |
| at Florida State | 14-0 | 0-0 | 0-0 | 0-0 | 0-1 | 1 | 0 | 0 | 0 | 0 | 0 | 2 | 0 |
| Georgia Tech | DNP | | | | | | | | | | | | |
| at Maryland | 15-0 | 1-3 | 0-1 | 1-2 | 0-0 | 0 | 1 | 2 | 0 | 0 | 1 | 11 | 3 |
| at Virginia Tech | DNP | | | | | | | | | | | | |
| Clemson | DNP | | | | | | | | | | | | |
| at Wake Forest | DNP | | | | | | | | | | | | |
| North Carolina | DNP | | | | | | | | | | | | |
| at Boston Coll. | DNP | | | | | | | | | | | | |
| NC State | DNP | | | | | | | | | | | | |
| at Miami | DNP | | | | | | | | | | | | |
| at Georgia Tech | DNP | | | | | | | | | | | | |
| Duke | DNP | | | | | | | | | | | | |
| Maryland | DNP | | | | | | | | | | | | |
| vs. Ga. Tech | DNP | | | | | | | | | | | | |
| Richmond | DNP | | | | | | | | | | | | |
| Old Dominion | DNP | | | | | | | | | | | | |

CAREER STATISTICS

| Year | G-GS | Min-Avg. | FG-FGA | Pct. | 3FG-3FGA | Pct. | FT-FTA | Pct. | Off-Def. | Reb-Avg. | PF-DQ | Ast | TO | Blk | Stl | Pts-Avg |
|---------------|-------------|-----------------|---------------|-------------|--------------|-------------|--------------|-------------|--------------|----------------|-------------|-----------|-----------|----------|----------|----------------|
| 2006-07 | 32-3 | 444-13.9 | 45-121 | .372 | 9-36 | .250 | 16-24 | .667 | 39-64 | 103-3.2 | 48-0 | 13 | 31 | 9 | 6 | 115-3.6 |
| ACC | 16-0 | 189-11.8 | 22-53 | .415 | 5-15 | .333 | 8-13 | .615 | 15-28 | 43-2.7 | 25-0 | 2 | 16 | 1 | 5 | 57-3.6 |
| 2007-08 | 15-0 | 135-9.0 | 14-35 | .400 | 4-9 | .444 | 9-15 | .600 | 14-24 | 38-2.5 | 12-0 | 3 | 12 | 0 | 3 | 41-2.7 |
| ACC | 3-0 | 14-4.7 | 1-3 | .333 | 0-1 | .000 | 1-2 | .500 | 0-1 | 1-0.3 | 2-0 | 1 | 2 | 0 | 0 | 3-1.0 |
| CAREER | 47-3 | 579-12.3 | 59-156 | .378 | 13-45 | .289 | 25-39 | .641 | 53-88 | 141-3.0 | 60-0 | 16 | 43 | 9 | 9 | 156-3.3 |
| ACC | 19-0 | 203-10.7 | 23-56 | .411 | 5-16 | .313 | 9-15 | .600 | 15-29 | 44-2.3 | 27-0 | 3 | 18 | 1 | 5 | 60-3.2 |



JEFF JONES

#1

Freshman • Guard • 6-4 • 193 • Chester, Pa. • Monsignor Bonner H.S.

THIS SEASON:

- Started the last 11 games and the first 13 games this season
- Had 10 points vs. Old Dominion in CBI Quarterfinals
- Scored seven points vs. Georgia Tech in ACC Tournament
- Had nine points vs. NC State
- Had four points and a career-high four assists at Boston College (2/17)
- Had seven points vs. North Carolina
- Had four points and four rebounds at Wake Forest
- Had eight points vs. Hartford
- Scored 10 points and had four rebounds vs. Elon
- Had eight points, five rebounds, and two assists vs. Northwestern
- Scored a career-high 15 points (5-7 3FG) at Arizona
- Had first career double-figure scoring game with 10 points vs. Howard
- Started the season opener vs. Vermont, his collegiate debut, and had eight points and six rebounds
- Had 12 points and six rebounds in a start in the exhibition against Carson-Newman

SINGLE GAME BESTS

POINTS

Season: 15 at Arizona (11/17/07)
 Career: 15 at Arizona (11/17/07)
 ACC: 9 vs. NC State (2/24/08)

REBOUNDS

Season: 6 vs. Vermont (11/11/07)
 Career: 6 vs. Vermont (11/11/07)
 ACC: 4 at WF (2/9/08), vs. Duke (3/5/08)

FG MADE

Season: 5 at Arizona (11/17/07)
 Career: 5 at Arizona (11/17/07)
 ACC: 4 vs. NCSU (2/24/08)

FG ATTEMPTS

Season: 10 vs. Old Dominion (3/24/08)
 Career: 10 vs. Old Dominion (3/24/08)
 ACC: 8 vs. NCSU (2/24/08), vs. GT (3/13/08)

3 PT FG MADE

Season: 5 at Arizona (11/17/07)
 Career: 5 at Arizona (11/17/07)
 ACC: 1 on three occasions

3 PT FG ATTEMPTS

Season: 7 at Arizona (11/17/07)
 Career: 7 at Arizona (11/17/07)
 ACC: 4 vs. Georgia Tech (3/13/08)

FT MADE

Season: 4 vs. N'western (11/27/07), vs. Hartford (12/30/07)
 Career: 4 vs. N'western (11/27/07), vs. Hartford (12/30/07)
 ACC: 2 on four occasions

FT ATTEMPTS

Season: 5 vs. N'western (11/27/07), vs. Hartford (12/30/07)
 Career: 5 vs. N'western (11/27/07), vs. Hartford (12/30/07)
 ACC: 3 vs. Georgia Tech (3/13/08)

ASSISTS

Season: 4 at Boston College (2/17/08)
 Career: 4 at Boston College (2/17/08)
 ACC: 4 at Boston College (2/17/08)

TURNOVERS

Season: 4 vs. Longwood (12/7/07)
 Career: 4 vs. Longwood (12/7/07)
 ACC: 3 at Duke (1/13/08)

BLOCKS

Season: 1 on four occasions
 Career: 1 on four occasions
 ACC: 1 at Boston College (2/17/08)

STEALS

Season: 3 vs. Howard (11/14/07)
 Career: 3 vs. Howard (11/14/07)
 ACC: 1 on five occasions

MINUTES


Season: 23 vs. Vermont (11/11/07), vs. Hartford (12/30/07)
 Career: 23 vs. Vermont (11/11/07), vs. Hartford (12/30/07)
 ACC: 22 vs. Georgia Tech (3/13/08)

2007-08 GAME-BY GAME:

| Opponent | GP-GS | FG-FGA | 3FG-3FGA | FT-FTA | Off-Def | Total | A | TO | Blk | Stl | PF | Min | Pts |
|------------------|-------|--------|----------|--------|---------|-------|---|----|-----|-----|----|-----|-----|
| Vermont | 1-1 | 3-4 | 0-0 | 2-3 | 1-5 | 6 | 1 | 0 | 1 | 0 | 0 | 23 | 8 |
| Howard | 2-2 | 4-9 | 0-2 | 2-4 | 2-1 | 3 | 2 | 2 | 1 | 3 | 1 | 21 | 10 |
| at Arizona | 3-3 | 5-8 | 5-7 | 0-0 | 0-1 | 1 | 0 | 3 | 0 | 0 | 3 | 21 | 15 |
| Drexel | 4-4 | 1-3 | 0-0 | 0-0 | 0-2 | 2 | 0 | 2 | 1 | 0 | 0 | 9 | 2 |
| at Penn | 5-5 | 0-1 | 0-1 | 2-4 | 0-0 | 0 | 1 | 1 | 0 | 0 | 4 | 9 | 2 |
| vs. Seton Hall | 6-6 | 2-7 | 0-1 | 0-0 | 1-1 | 2 | 0 | 2 | 0 | 0 | 2 | 18 | 4 |
| Northwestern | 7-7 | 2-8 | 0-2 | 4-5 | 0-5 | 5 | 2 | 0 | 0 | 0 | 2 | 21 | 8 |
| Syracuse | 8-8 | 2-4 | 0-1 | 0-0 | 1-0 | 1 | 1 | 2 | 0 | 1 | 2 | 12 | 4 |
| Longwood | 9-9 | 0-5 | 0-2 | 0-0 | 0-3 | 3 | 0 | 4 | 0 | 1 | 3 | 18 | 0 |
| Hampton | 10-10 | 2-7 | 0-2 | 2-2 | 1-1 | 2 | 2 | 1 | 0 | 0 | 1 | 14 | 6 |
| Elon | 11-11 | 4-8 | 0-2 | 2-2 | 0-4 | 4 | 0 | 1 | 0 | 0 | 0 | 22 | 10 |
| Hartford | 12-12 | 2-3 | 0-0 | 4-5 | 0-1 | 1 | 0 | 2 | 0 | 0 | 1 | 23 | 8 |
| at Xavier | 13-13 | 1-1 | 0-0 | 0-0 | 0-1 | 1 | 0 | 1 | 0 | 0 | 1 | 6 | 2 |
| at Duke | 14-13 | 0-0 | 0-0 | 0-0 | 0-1 | 1 | 0 | 3 | 0 | 0 | 0 | 4 | 0 |
| Virginia Tech | 15-13 | 0-2 | 0-0 | 2-2 | 1-0 | 1 | 0 | 0 | 0 | 0 | 0 | 11 | 2 |
| Boston College | 16-13 | 1-4 | 0-1 | 0-0 | 1-0 | 1 | 0 | 1 | 0 | 0 | 0 | 12 | 2 |
| at Florida State | 17-13 | 0-3 | 0-2 | 0-0 | 0-0 | 0 | 0 | 1 | 0 | 1 | 4 | 10 | 0 |
| Georgia Tech | 18-13 | 0-0 | 0-0 | 0-0 | 0-0 | 0 | 1 | 1 | 0 | 0 | 3 | 4 | 0 |
| at Maryland | 19-13 | 0-0 | 0-0 | 0-0 | 0-1 | 1 | 1 | 1 | 0 | 0 | 0 | 3 | 0 |
| at Virginia Tech | 20-13 | 0-2 | 0-0 | 0-1 | 0-1 | 1 | 0 | 2 | 0 | 1 | 3 | 14 | 0 |
| Clemson | 21-13 | 0-1 | 0-1 | 1-2 | 0-0 | 0 | 0 | 0 | 0 | 0 | 0 | 8 | 1 |
| at Wake Forest | 22-14 | 1-6 | 1-2 | 1-2 | 0-4 | 4 | 0 | 2 | 0 | 0 | 1 | 17 | 4 |
| North Carolina | 23-15 | 3-6 | 1-3 | 0-0 | 0-2 | 2 | 0 | 0 | 0 | 1 | 1 | 19 | 7 |
| at Boston Coll. | 24-16 | 1-7 | 0-1 | 2-2 | 1-1 | 2 | 4 | 1 | 1 | 0 | 2 | 21 | 4 |
| NC State | 25-17 | 4-8 | 0-2 | 1-1 | 0-0 | 0 | 1 | 1 | 0 | 1 | 3 | 21 | 9 |
| at Miami | 26-18 | 0-1 | 0-0 | 0-0 | 1-0 | 1 | 0 | 2 | 0 | 0 | 2 | 8 | 0 |
| at Georgia Tech | 27-19 | 1-5 | 0-1 | 2-2 | 1-1 | 2 | 1 | 0 | 0 | 0 | 1 | 14 | 4 |
| Duke | 28-20 | 1-5 | 0-1 | 1-2 | 1-3 | 4 | 0 | 0 | 0 | 0 | 0 | 17 | 3 |
| Maryland | 29-21 | 0-1 | 0-0 | 0-0 | 0-0 | 0 | 0 | 1 | 0 | 1 | 0 | 10 | 0 |
| vs. Ga. Tech | 30-22 | 2-8 | 1-4 | 2-3 | 2-1 | 3 | 0 | 0 | 0 | 0 | 4 | 22 | 7 |
| Richmond | 31-23 | 0-0 | 0-0 | 1-2 | 0-0 | 0 | 0 | 3 | 0 | 0 | 0 | 10 | 1 |
| Old Dominion | 32-24 | 4-10 | 2-5 | 0-0 | 1-0 | 1 | 0 | 1 | 0 | 0 | 1 | 21 | 10 |

CAREER STATISTICS

| Year | G-GS | Min-Avg. | FG-FGA | Pct. | 3FG-3FGA | Pct. | FT-FTA | Pct. | Off-Def. | Reb-Avg. | PF-DQ | Ast | TO | Blk | Stl | Pts-Avg |
|---------------|--------------|-----------------|---------------|-------------|--------------|-------------|--------------|-------------|--------------|---------------|-------------|-----------|-----------|----------|-----------|----------------|
| 2007-08 | 32-24 | 463-14.5 | 46-137 | .336 | 10-43 | .233 | 31-44 | .705 | 15-40 | 55-1.7 | 45-0 | 17 | 41 | 4 | 10 | 133-4.2 |
| ACC | 16-8 | 193-12.1 | 12-51 | .235 | 2-14 | .143 | 10-14 | .714 | 6-14 | 20-1.3 | 20-0 | 8 | 16 | 1 | 5 | 36-2.3 |
| CAREER | 32-24 | 463-14.5 | 46-137 | .336 | 10-43 | .233 | 31-44 | .705 | 15-40 | 55-1.7 | 45-0 | 17 | 41 | 4 | 10 | 133-4.2 |
| ACC | 16-8 | 193-12.1 | 12-51 | .235 | 2-14 | .143 | 10-14 | .714 | 6-14 | 20-1.3 | 20-0 | 8 | 16 | 1 | 5 | 36-2.3 |



ADRIAN JOSEPH

#30

Senior • Forward • 6-7 • 201 • San Fernando, Trinidad • Brewster Academy

THIS SEASON:

- Co-captain for the 2007-08 season
- Has had five double-doubles in points and rebounds this season
- Has had double figure rebounds in six games this season
- Had 19 points, tying his career high against an ACC opponent, and six rebounds vs. Clemson
- Had 13 points, nine rebounds, and tied a career-high with three assists vs. Georgia Tech (1/27)
- Had 17 points and eight rebounds at Florida State
- Scored 17 points, all in the second half, vs. Boston College (1/19)
- Had a double-double (15 pts, 12 reb.) and tied a career-high with two blocks vs. Hartford
- Scored 16 points, all in the second half, against Elon
- Scored a team-high 19 points vs. Hampton on 7-11 FG (4-7 3FG)
- Had a double-double (13 points, 10 rebounds) vs. Longwood
- Had a double-double (19 points, 13 rebounds) vs. Syracuse
- Grabbed a career-high 16 rebounds vs. Seton Hall
- Had 23 points (one shy of his career high) and 11 rebounds at Penn to post his second consecutive double-double
- Posted his first career double-double with 11 points and 11 rebounds vs. Drexel
- Scored four points at Arizona, including two free throws in the final minute
- Had 19 points against Vermont in the season opener, tying career highs with five 3-point field goals and three assists

2007-08 GAME-BY GAME:

| Opponent | GP-GS | FG-FGA | 3FG-3FGA | FT-FTA | Off-Def | Total | A | TO | Blk | Stl | PF | Min | Pts |
|------------------|-------|--------|----------|--------|---------|-------|---|----|-----|-----|----|-----|-----|
| Vermont | 1-1 | 7-11 | 5-8 | 0-0 | 0-6 | 6 | 3 | 1 | 1 | 0 | 2 | 31 | 19 |
| Howard | 2-2 | 2-10 | 1-5 | 0-0 | 1-4 | 5 | 1 | 0 | 0 | 2 | 0 | 22 | 5 |
| at Arizona | 3-3 | 1-2 | 0-1 | 2-2 | 2-1 | 3 | 1 | 1 | 0 | 1 | 2 | 22 | 4 |
| Drexel | 4-4 | 4-9 | 1-4 | 2-2 | 2-9 | 11 | 1 | 0 | 0 | 0 | 2 | 30 | 11 |
| at Penn | 5-5 | 7-14 | 5-7 | 4-5 | 5-6 | 11 | 0 | 2 | 1 | 1 | 2 | 24 | 23 |
| vs. Seton Hall | 6-6 | 2-7 | 2-5 | 0-0 | 5-11 | 16 | 1 | 5 | 1 | 0 | 1 | 28 | 6 |
| Northwestern | 7-7 | 3-9 | 2-5 | 0-0 | 1-4 | 5 | 0 | 0 | 1 | 3 | 1 | 18 | 8 |
| Syracuse | 8-8 | 8-18 | 3-10 | 0-0 | 4-9 | 13 | 2 | 5 | 0 | 0 | 2 | 38 | 19 |
| Longwood | 9-9 | 4-11 | 3-8 | 2-3 | 2-8 | 10 | 1 | 3 | 1 | 0 | 1 | 28 | 13 |
| Hampton | 10-10 | 7-11 | 4-7 | 1-3 | 0-3 | 3 | 1 | 4 | 0 | 2 | 3 | 31 | 19 |
| Elon | 11-11 | 6-12 | 1-6 | 3-4 | 1-1 | 2 | 2 | 0 | 0 | 2 | 1 | 23 | 16 |
| Hartford | 12-12 | 5-12 | 3-7 | 2-2 | 3-9 | 12 | 0 | 1 | 2 | 1 | 1 | 30 | 15 |
| at Xavier | 13-13 | 2-7 | 2-6 | 0-0 | 2-1 | 3 | 2 | 1 | 0 | 0 | 0 | 18 | 6 |
| at Duke | 14-14 | 1-4 | 0-1 | 1-1 | 3-6 | 9 | 1 | 0 | 0 | 0 | 0 | 30 | 3 |
| Virginia Tech | 15-15 | 4-13 | 3-11 | 0-0 | 1-7 | 8 | 0 | 1 | 0 | 1 | 1 | 39 | 11 |
| Boston College | 16-16 | 6-12 | 1-3 | 4-4 | 3-2 | 5 | 0 | 1 | 0 | 1 | 2 | 27 | 17 |
| at Florida State | 17-17 | 7-12 | 3-7 | 0-0 | 4-4 | 8 | 1 | 2 | 0 | 0 | 0 | 37 | 17 |
| Georgia Tech | 18-18 | 5-11 | 2-6 | 1-2 | 1-8 | 9 | 3 | 1 | 0 | 0 | 1 | 33 | 13 |
| at Maryland | 19-19 | 0-4 | 0-2 | 2-2 | 1-2 | 3 | 0 | 2 | 0 | 1 | 1 | 16 | 2 |
| at Virginia Tech | 20-20 | 3-9 | 2-6 | 0-0 | 1-7 | 8 | 3 | 0 | 1 | 1 | 3 | 42 | 8 |
| Clemson | 21-21 | 8-12 | 2-5 | 1-2 | 2-4 | 6 | 1 | 3 | 1 | 1 | 1 | 34 | 19 |
| at Wake Forest | 22-22 | 2-7 | 0-1 | 0-0 | 0-3 | 3 | 0 | 4 | 0 | 1 | 2 | 32 | 4 |
| North Carolina | 23-23 | 2-10 | 2-6 | 2-2 | 2-3 | 5 | 1 | 1 | 1 | 0 | 1 | 24 | 8 |
| at Boston Coll. | 24-24 | 2-4 | 1-3 | 0-0 | 0-1 | 1 | 2 | 0 | 1 | 0 | 1 | 17 | 5 |
| NC State | 25-25 | 3-6 | 0-2 | 3-4 | 0-4 | 4 | 0 | 1 | 0 | 1 | 2 | 18 | 9 |
| at Miami | 26-26 | 0-5 | 0-3 | 0-0 | 0-1 | 1 | 0 | 0 | 0 | 0 | 2 | 13 | 0 |
| at Georgia Tech | 27-27 | 2-8 | 1-4 | 0-0 | 1-3 | 4 | 0 | 0 | 0 | 0 | 0 | 16 | 5 |
| Duke | 28-28 | 1-4 | 1-3 | 0-0 | 0-2 | 2 | 0 | 0 | 0 | 0 | 2 | 14 | 3 |
| Maryland | 29-29 | 4-9 | 1-4 | 4-6 | 3-3 | 6 | 0 | 0 | 0 | 1 | 1 | 22 | 13 |
| vs. Ga. Tech | 30-30 | 1-2 | 1-2 | 0-0 | 0-0 | 0 | 0 | 1 | 0 | 0 | 0 | 7 | 3 |
| Richmond | 31-31 | 1-4 | 1-2 | 1-2 | 1-2 | 3 | 0 | 1 | 1 | 0 | 2 | 14 | 4 |
| Old Dominion | 32-32 | 2-2 | 0-0 | 0-0 | 1-1 | 2 | 0 | 0 | 0 | 0 | 0 | 9 | 4 |

CAREER STATISTICS

| Year | G-GS | Min-Avg. | FG-FGA | Pct. | 3FG-3FGA | Pct. | FT-FTA | Pct. | Off-Def. | Reb-Avg. | PF-DQ | Ast | TO | Blk | Stl | Pts-Avg |
|---------------|---------------|------------------|----------------|-------------|----------------|-------------|---------------|-------------|----------------|----------------|--------------|-----------|------------|-----------|-----------|----------------|
| 2004-05 | 23-6 | 322-14.0 | 37-93 | .398 | 14-41 | .341 | 9-13 | .692 | 9-18 | 27-1.2 | 21-0 | 8 | 12 | 3 | 10 | 97-4.2 |
| ACC | 11-5 | 195-17.7 | 21-53 | .396 | 12-26 | .462 | 7-7 | 1.000 | 7-10 | 17-1.5 | 14-0 | 6 | 5 | 1 | 6 | 61-5.5 |
| 2005-06 | 30-19 | 857-28.6 | 103-256 | .402 | 46-136 | .338 | 31-42 | .738 | 32-102 | 134-4.5 | 46-1 | 16 | 45 | 19 | 11 | 283-9.4 |
| ACC | 16-14 | 465-29.1 | 53-132 | .402 | 25-74 | .338 | 15-18 | .833 | 14-60 | 74-4.6 | 21-0 | 9 | 20 | 7 | 5 | 146-9.1 |
| 2006-07 | 31-3 | 686-22.1 | 88-199 | .442 | 42-121 | .347 | 6-8 | .750 | 33-76 | 109-3.5 | 39-0 | 29 | 26 | 7 | 11 | 224-7.2 |
| ACC | 16-0 | 308-19.3 | 37-92 | .402 | 21-62 | .339 | 0-0 | .000 | 12-34 | 46-2.9 | 20-0 | 11 | 11 | 5 | 2 | 95-5.9 |
| 2007-08 | 32-32 | 787-24.6 | 112-271 | .413 | 53-150 | .353 | 35-46 | .761 | 52-135 | 187-5.8 | 40-0 | 27 | 41 | 12 | 20 | 312-9.8 |
| ACC | 16-16 | 414-25.9 | 50-130 | .385 | 19-67 | .284 | 18-23 | .783 | 22-60 | 82-5.1 | 20-0 | 12 | 16 | 4 | 8 | 137-8.6 |
| CAREER | 116-60 | 2652-22.9 | 340-819 | .415 | 155-448 | .346 | 81-109 | .743 | 126-331 | 457-3.9 | 146-1 | 80 | 124 | 41 | 52 | 916-7.9 |
| ACC | 59-35 | 1382-23.4 | 161-407 | .396 | 77-229 | .336 | 40-48 | .833 | 55-164 | 219-3.7 | 75-0 | 38 | 52 | 17 | 21 | 439-7.4 |

SINGLE GAME BESTS

POINTS

Season: 23 at Penn (11/23/07)
 Career: 24 vs. Loyola (12/23/05)
 ACC: 19 vs. Wake (1/2/05), vs. Clemson (2/7/08)

REBOUNDS

Season: 16 vs. Seton Hall (11/24/07)
 Career: 16 vs. Seton Hall (11/24/07)
 ACC: 9 at Duke (1/13/08), vs. Ga Tech (1/27/08)

FG MADE

Season: 8 vs. Syracuse (12/5/07), vs. Clemson (2/7/08)
 Career: 9 vs. Loyola (12/23/05)
 ACC: 8 vs. Clemson (2/7/08)

FG ATTEMPTS

Season: 18 vs. Syracuse (12/5/07)
 Career: 18 vs. Syracuse (12/5/07)
 ACC: 13 vs. Virginia Tech (1/16/08)

3 PT FG MADE

Season: 5 vs. Vermont (11/11/07), at Penn (11/23/07)
 Career: 5 on four occasions
 ACC: 5 vs. Florida State (2/17/07)

3 PT FG ATTEMPTS

Season: 11 vs. Virginia Tech (1/16/08)
 Career: 11 vs. Virginia Tech (1/16/08)
 ACC: 11 vs. Virginia Tech (1/16/08)

FT MADE

Season: 4 on three occasions
 Career: 5 on five occasions
 ACC: 4 on three occasions

FT ATTEMPTS

Season: 6 vs. Maryland (3/9/08)
 Career: 6 vs. Maryland (3/9/08)
 ACC: 6 vs. Maryland (3/9/08)

ASSISTS

Season: 3 on three occasions
 Career: 3 on seven occasions
 ACC: 3 on four occasions

TURNOVERS

Season: 5 vs. Seton Hall (11/24/07), vs. Syracuse (12/5/07)
 Career: 5 on three occasions
 ACC: 4 at Wake Forest (2/9/08)

BLOCKS


Season: 2 vs. Hartford (12/30/07)
 Career: 2 on six occasions
 ACC: 2 at NC State (2/1/06)

STEALS

Season: 3 vs. Northwestern (11/27/07)
 Career: 3 on three occasions
 ACC: 3 vs. Duke (1/16/05)

MINUTES

Season: 42 at Virginia Tech (2/2/08)
 Career: 42 at Virginia Tech (2/2/08)
 ACC: 42 at Virginia Tech (2/2/08)



JEROME MEYINSSE

#55

Sophomore • Forward/Center • 6-8 • 245 • Baton Rouge, La. • McKinley H.S.

THIS SEASON:

- Named to the 2008 All-ACC Academic Team
- Has played off the bench in 20 of the last 24 games
- Had four points, four rebounds and a career-high two blocks vs. Richmond in CBI 1st Round
- Had two points and one rebound vs. Clemson
- Had four points (ACC career high) and three rebounds at Florida State
- Had two points and three rebounds vs. Boston College (1/19)
- Had three points, seven rebounds, and his first block of the season vs. Hartford
- Had a career-high 12 points with 5-5 FG shooting vs. Elon
- Scored nine points and grabbed a career-high nine rebounds vs. Hampton
- Had three rebounds vs. Longwood
- Scored two points vs. Howard and Northwestern
- Had four points and two rebounds in the season opener vs. Vermont
- Had seven points and seven rebounds in 14 minutes of action in the exhibition against Carson-Newman

SINGLE GAME BESTS

POINTS

Season: 12 vs. Elon (12/22/07)
 Career: 12 vs. Elon (12/22/07)
 ACC: 4 at Florida State (1/23/08)

REBOUNDS

Season: 9 vs. Hampton (12/19/07)
 Career: 9 vs. Hampton (12/19/07)
 ACC: 3 vs. BC (1/19/08), at FSU (1/23/08)

FG MADE

Season: 5 vs. Elon (12/22/07)
 Career: 5 vs. Elon (12/22/07)
 ACC: 2 at Florida State (1/23/08)

FG ATTEMPTS

Season: 7 vs. Hampton (12/19/07)
 Career: 7 vs. Hampton (12/19/07)
 ACC: 3 vs. Clemson (2/7/08)

3 PT FG MADE

Season: --
 Career: --
 ACC: --

3 PT FG ATTEMPTS

Season: --
 Career: --
 ACC: --

FT MADE

Season: 2 vs. Elon (12/22/07)
 Career: 5 vs. UMES (11/26/06)
 ACC: --

FT ATTEMPTS

Season: 4 vs. Elon (12/22/07)
 Career: 6 vs. UMES (11/26/06)
 ACC: 2 vs. Boston College (1/19/08)

ASSISTS

Season: 1 vs. Hampton (12/19/07), vs. Elon (12/22/07)
 Career: 1 on three occasions
 ACC: --

TURNOVERS

Season: 2 vs. Vermont (11/11/07), at Penn (11/23/07)
 Career: 2 on three occasions
 ACC: --

BLOCKS

Season: 2 vs. Richmond (3/18/08)
 Career: 2 vs. Richmond (3/18/08)
 ACC: --

STEALS

Season: 1 on three occasions
 Career: 2 vs. PR-Mayaguez (12/21/06)
 ACC: 1 at Florida State (1/23/08)

MINUTES

Season: 22 vs. Hampton (12/19/07)
 Career: 22 vs. Hampton (12/19/07)
 ACC: 14 at Florida State (1/23/08)

2007-08 GAME-BY-GAME:

| Opponent | GP-GS | FG-FGA | 3FG-3FGA | FT-FTA | Off-Def | Total | A | TO | Blk | Stl | PF | Min | Pts |
|------------------|-------|--------|----------|--------|---------|-------|---|----|-----|-----|----|-----|-----|
| Vermont | 1-0 | 2-2 | 0-0 | 0-0 | 1-1 | 2 | 0 | 2 | 0 | 0 | 2 | 10 | 4 |
| Howard | 2-0 | 1-1 | 0-0 | 0-0 | 1-0 | 1 | 0 | 0 | 0 | 0 | 0 | 5 | 2 |
| at Arizona | DNP | | | | | | | | | | | | |
| Drexel | 3-0 | 0-0 | 0-0 | 0-0 | 0-1 | 1 | 0 | 0 | 0 | 0 | 0 | 2 | 0 |
| at Penn | 4-0 | 0-0 | 0-0 | 0-0 | 1-0 | 1 | 0 | 2 | 0 | 1 | 2 | 4 | 0 |
| vs. Seton Hall | DNP | | | | | | | | | | | | |
| Northwestern | 5-0 | 1-1 | 0-0 | 0-0 | 0-1 | 1 | 0 | 0 | 0 | 0 | 0 | 6 | 2 |
| Syracuse | DNP | | | | | | | | | | | | |
| Longwood | 6-0 | 0-0 | 0-0 | 0-0 | 2-1 | 3 | 0 | 1 | 0 | 0 | 0 | 6 | 0 |
| Hampton | 7-0 | 4-7 | 0-0 | 1-3 | 3-6 | 9 | 1 | 1 | 0 | 0 | 4 | 22 | 9 |
| Elon | 8-0 | 5-5 | 0-0 | 2-4 | 1-1 | 2 | 1 | 0 | 0 | 1 | 4 | 21 | 12 |
| Hartford | 9-0 | 1-3 | 0-0 | 1-1 | 2-5 | 7 | 0 | 0 | 1 | 0 | 2 | 14 | 3 |
| at Xavier | 10-0 | 0-0 | 0-0 | 0-0 | 0-0 | 0 | 0 | 1 | 0 | 0 | 0 | 7 | 0 |
| at Duke | 11-0 | 0-0 | 0-0 | 0-0 | 0-1 | 1 | 0 | 0 | 0 | 0 | 1 | 5 | 0 |
| Virginia Tech | 12-0 | 0-0 | 0-0 | 0-0 | 1-0 | 1 | 0 | 0 | 0 | 0 | 2 | 4 | 0 |
| Boston College | 13-0 | 1-2 | 0-0 | 0-2 | 0-3 | 3 | 0 | 0 | 0 | 0 | 1 | 8 | 2 |
| at Florida State | 14-0 | 2-2 | 0-0 | 0-0 | 1-2 | 3 | 0 | 0 | 0 | 1 | 4 | 14 | 4 |
| Georgia Tech | 15-0 | 0-0 | 0-0 | 0-0 | 0-1 | 1 | 0 | 0 | 0 | 0 | 0 | 5 | 0 |
| at Maryland | 16-0 | 1-1 | 0-0 | 0-0 | 0-0 | 0 | 0 | 0 | 0 | 0 | 4 | 9 | 2 |
| at Virginia Tech | 17-0 | 0-0 | 0-0 | 0-0 | 0-0 | 0 | 0 | 0 | 0 | 0 | 3 | 2 | 0 |
| Clemson | 18-0 | 1-3 | 0-0 | 0-0 | 0-1 | 1 | 0 | 0 | 0 | 0 | 1 | 8 | 2 |
| at Wake Forest | 19-0 | 1-2 | 0-0 | 0-0 | 2-0 | 2 | 0 | 0 | 0 | 0 | 0 | 4 | 2 |
| North Carolina | DNP | | | | | | | | | | | | |
| at Boston Coll. | DNP | | | | | | | | | | | | |
| NC State | 20-0 | 0-0 | 0-0 | 0-0 | 1-1 | 2 | 0 | 0 | 0 | 0 | 1 | 4 | 0 |
| at Miami | 21-0 | 1-1 | 0-0 | 0-0 | 0-0 | 0 | 0 | 0 | 0 | 0 | 0 | 4 | 2 |
| at Georgia Tech | 22-0 | 0-0 | 0-0 | 0-0 | 0-2 | 2 | 0 | 0 | 0 | 0 | 4 | 7 | 0 |
| Duke | DNP | | | | | | | | | | | | |
| Maryland | 23-0 | 0-0 | 0-0 | 0-0 | 0-1 | 1 | 0 | 0 | 0 | 0 | 0 | 3 | 0 |
| vs. Ga. Tech | 24-0 | 0-1 | 0-0 | 0-0 | 1-0 | 1 | 0 | 0 | 0 | 0 | 0 | 5 | 0 |
| Richmond | 25-0 | 2-2 | 0-0 | 0-2 | 1-3 | 4 | 0 | 0 | 2 | 0 | 1 | 8 | 4 |
| Old Dominion | DNP | | | | | | | | | | | | |

CAREER STATISTICS

| Year | G-GS | Min-Avg. | FG-FGA | Pct. | 3FG-3FGA | Pct. | FT-FTA | Pct. | Off-Def. | Reb-Avg. | PF-DQ | Ast | TO | Blk | Stl | Pts-Avg |
|---------------|-------------|----------------|--------------|-------------|------------|-------------|--------------|-------------|--------------|---------------|-------------|----------|-----------|----------|----------|---------------|
| 2006-07 | 15-0 | 100-6.7 | 4-11 | .364 | 0-0 | .000 | 9-13 | .692 | 3-17 | 20-1.3 | 15-0 | 1 | 4 | 2 | 2 | 17-1.1 |
| ACC | 4-0 | 8-2.0 | 0-1 | .000 | 0-0 | .000 | 0-0 | .000 | 0-0 | 0-0.0 | 3-0 | 0 | 0 | 0 | 0 | 0-0.0 |
| 2007-08 | 25-0 | 187-7.5 | 23-33 | .697 | 0-0 | .000 | 4-12 | .333 | 18-31 | 49-2.0 | 36-0 | 2 | 7 | 3 | 3 | 50-2.0 |
| ACC | 13-0 | 77-5.9 | 7-11 | .636 | 0-0 | .000 | 0-2 | .000 | 5-12 | 17-1.3 | 21-0 | 0 | 0 | 0 | 1 | 14-1.1 |
| CAREER | 40-0 | 287-7.2 | 27-44 | .614 | 0-0 | .000 | 13-25 | .520 | 21-48 | 69-1.7 | 51-0 | 3 | 11 | 5 | 5 | 67-1.7 |
| ACC | 17-0 | 85-5.0 | 7-12 | .583 | 0-0 | .000 | 0-2 | .000 | 5-12 | 17-1.0 | 24-0 | 0 | 0 | 0 | 1 | 14-0.8 |



LAURYNAS MIKALAUSKAS

#11

Junior • Forward • 6-8 • 246 • Palanga, Lithuania • Blue Ridge School

THIS SEASON:

- Averaging 9.1 points and 4.1 rebounds in the last 10 games since returning from injury
- Scored in double figures in last four games of the regular season (longest streak of his career)
- Had 10 points vs. Old Dominion in the CBI Quarterfinals
- Had 11 points and tied a career high with three assists vs. Maryland (3/9)
- Had 10 points vs. Duke (3/5)
- Had 15 points and seven rebounds at Georgia Tech (3/3)
- Had a double-double with a career-high 16 points and a career-high 13 rebounds at Miami
- Has two career double-doubles
- Tied a career-high with three assists vs. NC State
- Had 13 points (6-7 FG) at Boston College (2/17)
- Had four points vs. North Carolina in his first game after missing 13 games due to injury
- Has made 35-51 field goal attempts (68.6 percent) in the last 10 games
- Made first start of the season vs. Longwood and had four points
- Had seven points and six rebounds vs. Northwestern
- Scored eight points at Penn
- Had six points and six rebounds at Arizona
- Scored five points vs. Howard
- Had eight points and four rebounds in the season opener vs. Vermont

2007-08 GAME-BY-GAME:

| Opponent | GP-GS | FG-FGA | 3FG-3FGA | FT-FTA | Off-Def | Total | A | TO | Blk | Stl | PF | Min | Pts |
|------------------|-------|--------|----------|--------|---------|-------|---|----|-----|-----|----|-----|-----|
| Vermont | 1-0 | 2-2 | 0-0 | 4-6 | 2-2 | 4 | 0 | 1 | 0 | 0 | 2 | 19 | 8 |
| Howard | 2-0 | 2-3 | 0-0 | 1-4 | 1-0 | 1 | 0 | 0 | 0 | 0 | 3 | 14 | 5 |
| at Arizona | 3-0 | 3-4 | 0-0 | 0-0 | 1-5 | 6 | 0 | 0 | 0 | 1 | 1 | 23 | 6 |
| Drexel | 4-0 | 0-2 | 0-0 | 1-2 | 1-0 | 1 | 1 | 0 | 0 | 1 | 1 | 16 | 1 |
| at Penn | 5-0 | 3-6 | 0-0 | 2-3 | 2-0 | 2 | 1 | 0 | 1 | 0 | 1 | 12 | 8 |
| vs. Seton Hall | 6-0 | 1-1 | 0-0 | 1-2 | 2-1 | 3 | 1 | 0 | 0 | 0 | 4 | 14 | 3 |
| Northwestern | 7-0 | 2-2 | 0-0 | 3-4 | 2-4 | 6 | 0 | 0 | 0 | 0 | 2 | 12 | 7 |
| Syracuse | 8-0 | 1-3 | 0-0 | 1-1 | 0-1 | 1 | 0 | 0 | 0 | 0 | 1 | 21 | 3 |
| Longwood | 9-1 | 2-2 | 0-0 | 0-0 | 0-2 | 2 | 0 | 0 | 0 | 0 | 4 | 10 | 4 |
| Hampton | DNP | | | | | | | | | | | | |
| Elon | DNP | | | | | | | | | | | | |
| Hartford | DNP | | | | | | | | | | | | |
| at Xavier | DNP | | | | | | | | | | | | |
| at Duke | DNP | | | | | | | | | | | | |
| Virginia Tech | DNP | | | | | | | | | | | | |
| Boston College | DNP | | | | | | | | | | | | |
| at Florida State | DNP | | | | | | | | | | | | |
| Georgia Tech | DNP | | | | | | | | | | | | |
| at Maryland | DNP | | | | | | | | | | | | |
| at Virginia Tech | DNP | | | | | | | | | | | | |
| Clemson | DNP | | | | | | | | | | | | |
| at Wake Forest | DNP | | | | | | | | | | | | |
| North Carolina | 10-1 | 2-2 | 0-0 | 0-0 | 1-0 | 1 | 0 | 0 | 0 | 0 | 1 | 13 | 4 |
| at Boston Coll. | 11-1 | 6-7 | 0-0 | 1-3 | 1-3 | 4 | 0 | 2 | 1 | 0 | 5 | 18 | 13 |
| NC State | 12-1 | 0-2 | 0-0 | 2-2 | 0-2 | 2 | 3 | 1 | 0 | 1 | 2 | 18 | 2 |
| at Miami | 13-1 | 7-10 | 0-0 | 2-2 | 9-4 | 13 | 0 | 3 | 0 | 1 | 2 | 20 | 16 |
| at Georgia Tech | 14-1 | 5-8 | 0-0 | 5-8 | 5-2 | 7 | 0 | 1 | 0 | 1 | 3 | 19 | 15 |
| Duke | 15-1 | 4-7 | 0-0 | 2-3 | 2-2 | 4 | 0 | 0 | 0 | 0 | 3 | 19 | 10 |
| Maryland | 16-1 | 4-6 | 0-0 | 3-4 | 3-1 | 4 | 3 | 2 | 0 | 0 | 1 | 30 | 11 |
| vs. Ga. Tech | 17-1 | 2-4 | 0-0 | 4-4 | 2-0 | 2 | 0 | 1 | 0 | 0 | 0 | 26 | 8 |
| Richmond | 18-1 | 1-1 | 0-0 | 0-0 | 0-0 | 0 | 0 | 1 | 0 | 0 | 2 | 7 | 2 |
| Old Dominion | 19-1 | 4-4 | 0-0 | 2-6 | 1-3 | 4 | 1 | 3 | 0 | 0 | 3 | 27 | 10 |

CAREER STATISTICS

| Year | G-GS | Min-Avg. | FG-FGA | Pct. | 3FG-3FGA | Pct. | FT-FTA | Pct. | Off-Def. | Reb-Avg. | PF-DQ | Ast | TO | Blk | Stl | Pts-Avg |
|---------------|--------------|------------------|----------------|-------------|------------|-------------|---------------|-------------|----------------|----------------|--------------|-----------|-----------|-----------|-----------|----------------|
| 2005-06 | 30-12 | 709-23.6 | 79-139 | .568 | 0-0 | .000 | 27-50 | .540 | 66-70 | 136-4.5 | 87-3 | 2 | 37 | 9 | 10 | 185-6.2 |
| ACC | 16-1 | 372-23.3 | 39-74 | .527 | 0-0 | .000 | 12-21 | .571 | 35-33 | 68-4.3 | 50-2 | 1 | 16 | 4 | 4 | 90-5.6 |
| 2006-07 | 30-12 | 370-12.3 | 41-74 | .554 | 0-1 | .000 | 30-51 | .588 | 30-30 | 60-2.0 | 54-1 | 13 | 16 | 7 | 2 | 112-3.7 |
| ACC | 14-10 | 176-12.6 | 19-35 | .543 | 0-0 | .000 | 8-15 | .533 | 17-14 | 31-2.2 | 25-0 | 7 | 7 | 2 | 1 | 46-3.3 |
| 2007-08 | 19-1 | 338-17.8 | 51-76 | .671 | 0-0 | .000 | 34-54 | .630 | 35-32 | 67-3.5 | 41-1 | 10 | 15 | 2 | 5 | 136-7.2 |
| ACC | 7-0 | 137-19.6 | 28-42 | .667 | 0-0 | .000 | 15-22 | .682 | 21-14 | 35-5.0 | 17-1 | 6 | 9 | 1 | 3 | 71-10.1 |
| CAREER | 79-25 | 1417-17.9 | 171-289 | .592 | 0-1 | .000 | 91-155 | .587 | 131-132 | 263-3.3 | 182-5 | 25 | 68 | 18 | 17 | 433-5.5 |
| ACC | 37-11 | 685-18.5 | 86-151 | .570 | 0-0 | .000 | 35-58 | .603 | 73-61 | 134-3.6 | 92-3 | 14 | 32 | 7 | 8 | 207-5.6 |

SINGLE GAME BESTS

POINTS

Season: 16 at Miami (3/1/08)
 Career: 16 at Miami (3/1/08)
 ACC: 16 at Miami (3/1/08)

REBOUNDS

Season: 13 at Miami (3/1/08)
 Career: 13 at Miami (3/1/08)
 ACC: 13 at Miami (3/1/08)

FG MADE

Season: 7 at Miami (3/1/08)
 Career: 7 at Miami (3/1/08)
 ACC: 7 at Miami (3/1/08)

FG ATTEMPTS

Season: 10 at Miami (3/1/08)
 Career: 11 vs. Loyola (12/23/05)
 ACC: 10 at Miami (3/1/08)

3 PT FG MADE

Season: --
 Career: --
 ACC: --

3 PT FG ATTEMPTS

Season: --
 Career: 1 vs. Appalachian State (12/19/06)
 ACC: --

FT MADE

Season: 5 at Georgia Tech (3/3/08)
 Career: 5 vs. VT (3/9/06), at GT (3/3/08)
 ACC: 5 vs. VT (3/9/06), at GT (3/3/08)

FT ATTEMPTS

Season: 8 at Georgia Tech (3/3/08)
 Career: 8 on three occasions
 ACC: 8 vs. VT (3/9/06), at GT (3/3/08)

ASSISTS

Season: 3 vs. NCSU (2/24/08), vs. Md. (3/9/08)
 Career: 3 on three occasions
 ACC: 3 on three occasions

TURNOVERS

Season: 3 at Miami (3/1/08), vs. ODU (3/24/08)
 Career: 4 vs. Liberty (11/18/05), vs. Hartford (12/31/05)
 ACC: 3 at Miami (3/1/08)

BLOCKS

Season: 1 at Penn (11/23/07), at BC (2/17/08)
 Career: 2 on three occasions
 ACC: 2 vs. Boston College (2/21/06)

STEALS

Season: 1 on five occasions
 Career: 1 on 17 occasions
 ACC: 1 on eight occasions

MINUTES

Season: 30 vs. Maryland (3/9/08)
 Career: 34 at UNC (3/1/06), at Stanford (3/14/06)
 ACC: 34 at North Carolina (3/1/06)



RYAN PETTINELLA

#34

Senior • Forward/Center • 6-9 • 249 • Webster, N.Y. • McQuaid Jesuit H.S. • Penn

THIS SEASON:

- Started the last 11 games and the first eight games this season
- Had seven points and four rebounds vs. Georgia Tech in ACC Tournament
- Had a career-high two blocks vs. Maryland (3/9)
- Had a double-double with a season-high 12 points and a career-high 11 rebounds at Wake Forest
- Has had two double-doubles in his Virginia career
- Had four points and eight rebounds in a career-high 26 minutes vs. BC (1/19)
- Had six points and two rebounds vs. Virginia Tech (1/16)
- Had nine points (4-5 FG) at Duke (1/13)
- Did not play vs. Longwood, Hampton and Elon due to injury
- Had six points (3-3 FG) at Penn, his former school
- Had four rebounds at Arizona and vs. Drexel
- Scored five points and grabbed five rebounds (all offensive) vs. Howard
- Had four points, five rebounds, and a career-high two assists vs. Vermont
- Had four points and five rebounds in the exhibition against Carson-Newman

2007-08 GAME-BY GAME:

| Opponent | GP-GS | FG-FGA | 3FG-3FGA | FT-FTA | Off-Def | Total | A | TO | Blk | Stl | PF | Min | Pts |
|------------------|-------|--------|----------|--------|---------|-------|---|----|-----|-----|----|-----|-----|
| Vermont | 1-1 | 2-3 | 0-0 | 0-2 | 2-3 | 5 | 2 | 1 | 0 | 0 | 3 | 9 | 4 |
| Howard | 2-2 | 2-3 | 0-0 | 1-2 | 5-0 | 5 | 0 | 1 | 1 | 0 | 1 | 21 | 5 |
| at Arizona | 3-3 | 0-1 | 0-0 | 0-2 | 1-3 | 4 | 0 | 0 | 0 | 1 | 4 | 17 | 0 |
| Drexel | 4-4 | 0-2 | 0-0 | 0-0 | 3-1 | 4 | 0 | 0 | 0 | 0 | 3 | 8 | 0 |
| at Penn | 5-5 | 3-3 | 0-0 | 0-2 | 1-1 | 2 | 0 | 2 | 1 | 0 | 4 | 11 | 6 |
| vs. Seton Hall | 6-6 | 0-1 | 0-0 | 0-2 | 2-0 | 2 | 0 | 0 | 0 | 0 | 2 | 11 | 0 |
| Northwestern | 7-7 | 0-0 | 0-0 | 0-0 | 1-1 | 2 | 0 | 2 | 0 | 0 | 0 | 10 | 0 |
| Syracuse | 8-8 | 0-0 | 0-0 | 0-0 | 1-0 | 1 | 0 | 0 | 0 | 0 | 0 | 3 | 0 |
| Longwood | DNP | | | | | | | | | | | | |
| Hampton | DNP | | | | | | | | | | | | |
| Elon | DNP | | | | | | | | | | | | |
| Hartford | 9-8 | 0-0 | 0-0 | 0-0 | 0-0 | 0 | 0 | 0 | 0 | 0 | 2 | 2 | 0 |
| at Xavier | 10-8 | 0-0 | 0-0 | 0-0 | 0-0 | 0 | 0 | 0 | 0 | 1 | 1 | 3 | 0 |
| at Duke | 11-8 | 4-5 | 0-0 | 1-4 | 1-1 | 2 | 0 | 0 | 0 | 0 | 4 | 18 | 9 |
| Virginia Tech | 12-8 | 2-2 | 0-0 | 2-2 | 1-1 | 2 | 0 | 2 | 0 | 0 | 4 | 20 | 6 |
| Boston College | 13-8 | 2-5 | 0-0 | 0-0 | 1-7 | 8 | 0 | 0 | 0 | 0 | 4 | 26 | 4 |
| at Florida State | 14-8 | 1-1 | 0-0 | 0-0 | 1-2 | 3 | 0 | 2 | 0 | 0 | 4 | 12 | 2 |
| Georgia Tech | 15-8 | 0-0 | 0-0 | 1-2 | 0-2 | 2 | 0 | 1 | 0 | 0 | 3 | 21 | 1 |
| at Maryland | 16-8 | 1-1 | 0-0 | 0-0 | 0-0 | 0 | 0 | 1 | 0 | 0 | 5 | 18 | 2 |
| at Virginia Tech | 17-8 | 2-3 | 0-0 | 0-0 | 0-1 | 1 | 0 | 1 | 0 | 0 | 5 | 15 | 4 |
| Clemson | 18-8 | 0-0 | 0-0 | 0-0 | 0-1 | 1 | 0 | 2 | 0 | 0 | 4 | 15 | 0 |
| at Wake Forest | 19-9 | 6-7 | 0-0 | 0-5 | 6-5 | 11 | 0 | 1 | 0 | 0 | 4 | 24 | 12 |
| North Carolina | 20-10 | 0-4 | 0-0 | 0-0 | 5-1 | 6 | 1 | 0 | 0 | 0 | 3 | 22 | 0 |
| at Boston Coll. | 21-11 | 0-0 | 0-0 | 0-0 | 1-1 | 2 | 0 | 1 | 0 | 0 | 0 | 9 | 0 |
| NC State | 22-12 | 1-3 | 0-0 | 1-2 | 1-3 | 4 | 0 | 0 | 0 | 1 | 4 | 18 | 3 |
| at Miami | 23-13 | 1-1 | 0-0 | 0-0 | 0-1 | 1 | 0 | 0 | 0 | 0 | 4 | 8 | 2 |
| at Georgia Tech | 24-14 | 0-2 | 0-0 | 0-0 | 1-0 | 1 | 1 | 1 | 0 | 0 | 3 | 12 | 0 |
| Duke | 25-15 | 0-0 | 0-0 | 0-0 | 0-3 | 3 | 1 | 1 | 0 | 0 | 1 | 12 | 0 |
| Maryland | 26-16 | 0-0 | 0-0 | 0-0 | 0-0 | 0 | 0 | 0 | 2 | 0 | 3 | 7 | 0 |
| vs. Ga. Tech | 27-17 | 3-3 | 0-0 | 1-3 | 2-2 | 4 | 0 | 0 | 0 | 1 | 3 | 18 | 7 |
| Richmond | 28-18 | 0-0 | 0-0 | 1-2 | 0-1 | 1 | 0 | 0 | 0 | 0 | 0 | 12 | 1 |
| Old Dominion | 29-19 | 1-2 | 0-0 | 1-2 | 0-1 | 1 | 0 | 0 | 0 | 0 | 1 | 11 | 3 |

CAREER STATISTICS (at Virginia)

| Year | G-GS | Min-Avg. | FG-FGA | Pct. | 3FG-3FGA | Pct. | FT-FTA | Pct. | Off-Def. | Reb-Avg. | PF-DQ | Ast | TO | Blk | Stl | Pts-Avg |
|---------------|--------------|-----------------|--------------|-------------|------------|-------------|--------------|-------------|--------------|----------------|--------------|----------|-----------|----------|----------|----------------|
| 2006-07 | 23-7 | 229-10.0 | 28-40 | .700 | 0-0 | .000 | 9-37 | .243 | 30-28 | 58-2.5 | 47-0 | 1 | 7 | 2 | 2 | 65-2.8 |
| ACC | 10-0 | 82-8.2 | 6-7 | .857 | 0-0 | .000 | 3-11 | .273 | 7-7 | 14-1.4 | 18-0 | 1 | 2 | 1 | 1 | 15-1.5 |
| 2007-08 | 29-19 | 393-13.6 | 31-52 | .596 | 0-0 | .000 | 9-32 | .281 | 36-42 | 78-2.7 | 79-2 | 5 | 19 | 4 | 4 | 71-2.4 |
| ACC | 16-8 | 257-16.1 | 20-34 | .588 | 0-0 | .000 | 5-15 | .333 | 18-29 | 47-2.9 | 55-2 | 3 | 13 | 2 | 1 | 45-2.8 |
| CAREER | 52-26 | 622-12.0 | 59-92 | .641 | 0-0 | .000 | 18-69 | .261 | 66-70 | 136-2.6 | 126-2 | 6 | 26 | 6 | 6 | 136-2.6 |
| ACC | 26-8 | 339-13.0 | 26-41 | .634 | 0-0 | .000 | 8-26 | .308 | 25-36 | 61-2.3 | 73-2 | 4 | 15 | 3 | 2 | 60-2.3 |

SINGLE GAME BESTS (at Virginia)

POINTS

Season: 12 at Wake Forest (2/9/08)
 Career: 14 vs. Hampton (12/16/06)
 ACC: 12 at Wake Forest (2/9/08)

REBOUNDS

Season: 11 at Wake Forest (2/9/08)
 Career: 11 at Wake Forest (2/9/08)
 ACC: 11 at Wake Forest (2/9/08)

FG MADE

Season: 6 at Wake Forest (2/9/08)
 Career: 6 vs. Hampton (12/16/06), at WF (2/9/08)
 ACC: 6 at Wake Forest (2/9/08)

FG ATTEMPTS

Season: 7 at Wake Forest (2/9/08)
 Career: 7 at Wake Forest (2/9/08)
 ACC: 7 at Wake Forest (2/9/08)

3 PT FG MADE

Season: --
 Career: --
 ACC: --

3 PT FG ATTEMPTS

Season: --
 Career: --
 ACC: --

FT MADE

Season: 2 vs. Virginia Tech (1/16/08)
 Career: 2 on three occasions
 ACC: 2 vs. Virginia Tech (1/16/08)

FT ATTEMPTS

Season: 5 at Wake Forest (2/9/08)
 Career: 6 vs. Hampton (12/16/06)
 ACC: 5 at Wake Forest (2/9/08)

ASSISTS

Season: 2 vs. Vermont (11/11/07)
 Career: 2 vs. Vermont (11/11/07)
 ACC: 1 on four occasions

TURNOVERS

Season: 2 on five occasions
 Career: 2 on five occasions
 ACC: 2 on three occasions

BLOCKS


Season: 2 vs. Maryland (3/9/08)
 Career: 2 vs. Maryland (3/9/08)
 ACC: 2 vs. Maryland (3/9/08)

STEALS

Season: 1 on four occasions
 Career: 1 on six occasions
 ACC: 1 on three occasions

MINUTES

Season: 26 vs. Boston College (1/19/08)
 Career: 26 vs. Boston College (1/19/08)
 ACC: 26 vs. Boston College (1/19/08)



MIKE SCOTT

#32

Freshman • Forward • 6-8 • 233 • Chesapeake, Va. • Hargrave Military Academy

THIS SEASON:

- Has started 21 games this season
- Has two double-doubles this season and has had double figure rebounds in four games
- Had 10 points (2-2 3FG) vs. Georgia Tech in ACC Tournament
- Had a career-high three blocks vs. Duke (3/5) and vs. Richmond in CBI 1st Round
- Had six points, six rebounds, and a career-high two assists at Miami
- Had a double-double with 11 points and 12 rebounds in a career-high 29 mins. at BC (2/17)
- Had nine points at Virginia Tech (2/2)
- Had six points and 12 rebounds at Maryland (1/30)
- Had nine points and nine rebounds vs. Georgia Tech (1/27)
- Had 10 points, six rebounds, and two blocks at Xavier
- Had six points and a game-high nine rebounds vs. Elon
- Scored a career-high 15 points and had six rebounds vs. Hampton, his first career start
- Had nine points and a game-high 11 rebounds vs. Longwood
- Had eight points and four rebounds vs. Northwestern
- Recorded his first career double-double with 10 point, 13 rebound performance at Penn
- His 13 rebounds at Penn were the most by a Cavalier freshman since Travis Watson had 15 rebounds vs. NC State (1/12/2000)
- Had five points (5-6 FT) and five rebounds vs. Drexel
- Had seven points (3-4 FG) and six rebounds vs. Howard

2007-08 GAME-BY GAME:

| Opponent | GP-GS | FG-FGA | 3FG-3FGA | FT-FTA | Off-Def | Total | A | TO | Blk | Stl | PF | Min | Pts |
|------------------|-------|--------|----------|--------|---------|-------|---|----|-----|-----|----|-----|-----|
| Vermont | 1-0 | 0-1 | 0-0 | 2-2 | 1-0 | 1 | 0 | 0 | 0 | 0 | 0 | 2 | 2 |
| Howard | 2-0 | 3-4 | 1-1 | 0-1 | 2-4 | 6 | 1 | 0 | 0 | 2 | 0 | 14 | 7 |
| at Arizona | DNP | | | | | | | | | | | | |
| Drexel | 3-0 | 0-2 | 0-0 | 5-6 | 3-2 | 5 | 0 | 0 | 0 | 1 | 2 | 13 | 5 |
| at Penn | 4-0 | 3-5 | 0-1 | 4-4 | 4-9 | 13 | 1 | 0 | 0 | 3 | 3 | 19 | 10 |
| vs. Seton Hall | 5-0 | 0-1 | 0-0 | 1-2 | 2-2 | 4 | 0 | 0 | 0 | 0 | 2 | 15 | 1 |
| Northwestern | 6-0 | 3-5 | 0-0 | 2-2 | 3-1 | 4 | 0 | 0 | 0 | 1 | 1 | 13 | 8 |
| Syracuse | 7-0 | 1-3 | 0-0 | 2-2 | 3-3 | 6 | 0 | 0 | 1 | 0 | 0 | 15 | 4 |
| Longwood | 8-0 | 3-5 | 0-0 | 3-4 | 1-10 | 11 | 1 | 1 | 0 | 1 | 3 | 24 | 9 |
| Hampton | 9-1 | 6-8 | 0-0 | 3-3 | 4-2 | 6 | 0 | 0 | 0 | 0 | 3 | 20 | 15 |
| Elon | 10-2 | 2-8 | 0-0 | 2-2 | 5-4 | 9 | 0 | 1 | 1 | 0 | 0 | 17 | 6 |
| Hartford | 11-3 | 2-2 | 0-0 | 1-3 | 1-3 | 4 | 1 | 2 | 0 | 2 | 4 | 20 | 5 |
| at Xavier | 12-4 | 3-6 | 0-0 | 4-5 | 3-3 | 6 | 0 | 1 | 2 | 0 | 3 | 24 | 10 |
| at Duke | 13-5 | 1-4 | 0-0 | 0-0 | 2-1 | 3 | 0 | 3 | 1 | 1 | 3 | 9 | 2 |
| Virginia Tech | 14-6 | 1-6 | 0-0 | 1-2 | 0-5 | 5 | 0 | 1 | 0 | 0 | 4 | 21 | 3 |
| Boston College | 15-7 | 0-2 | 0-0 | 2-2 | 2-1 | 3 | 0 | 0 | 0 | 0 | 2 | 6 | 2 |
| at Florida State | 16-8 | 2-6 | 0-0 | 1-2 | 1-2 | 3 | 0 | 0 | 0 | 1 | 1 | 15 | 5 |
| Georgia Tech | 17-9 | 3-6 | 0-0 | 3-4 | 5-4 | 9 | 0 | 0 | 0 | 0 | 5 | 20 | 9 |
| at Maryland | 18-10 | 3-6 | 0-0 | 0-0 | 4-8 | 12 | 1 | 2 | 0 | 0 | 2 | 24 | 6 |
| at Virginia Tech | 19-11 | 2-5 | 0-0 | 5-7 | 2-1 | 3 | 0 | 3 | 0 | 1 | 3 | 28 | 9 |
| Clemson | 20-12 | 0-2 | 0-0 | 1-2 | 2-5 | 7 | 1 | 2 | 1 | 0 | 2 | 20 | 1 |
| at Wake Forest | 21-12 | 0-1 | 0-0 | 3-4 | 2-1 | 3 | 0 | 0 | 0 | 0 | 4 | 12 | 3 |
| North Carolina | 22-12 | 2-4 | 0-0 | 0-0 | 1-0 | 1 | 0 | 0 | 0 | 2 | 1 | 14 | 4 |
| at Boston Coll. | 23-13 | 5-11 | 1-2 | 0-2 | 2-10 | 12 | 1 | 1 | 0 | 2 | 2 | 29 | 11 |
| NC State | 24-14 | 2-4 | 0-1 | 1-2 | 1-2 | 3 | 0 | 1 | 0 | 0 | 1 | 29 | 5 |
| at Miami | 25-15 | 3-6 | 0-0 | 0-0 | 1-5 | 6 | 2 | 0 | 0 | 0 | 1 | 27 | 6 |
| at Georgia Tech | 26-16 | 3-5 | 0-0 | 3-5 | 3-1 | 4 | 0 | 1 | 0 | 0 | 4 | 20 | 9 |
| Duke | 27-17 | 1-3 | 0-0 | 0-0 | 1-2 | 3 | 1 | 1 | 3 | 1 | 1 | 22 | 2 |
| Maryland | 28-18 | 2-6 | 0-1 | 0-1 | 1-2 | 3 | 0 | 0 | 0 | 0 | 3 | 14 | 4 |
| vs. Ga. Tech | 29-19 | 3-5 | 2-2 | 2-4 | 0-3 | 3 | 1 | 2 | 0 | 0 | 3 | 20 | 10 |
| Richmond | 30-20 | 2-4 | 0-1 | 1-1 | 1-2 | 3 | 1 | 0 | 3 | 1 | 3 | 22 | 5 |
| Old Dominion | 31-21 | 0-1 | 0-1 | 0-0 | 1-2 | 3 | 2 | 2 | 0 | 0 | 1 | 15 | 0 |

CAREER STATISTICS

| Year | G-GS | Min-Avg. | FG-FGA | Pct. | 3FG-3FGA | Pct. | FT-FTA | Pct. | Off-Def. | Reb-Avg. | PF-DQ | Ast | TO | Blk | Stl | Pts-Avg |
|---------------|--------------|-----------------|---------------|-------------|-------------|-------------|--------------|-------------|---------------|----------------|-------------|-----------|-----------|-----------|-----------|----------------|
| 2007-08 | 31-21 | 563-18.2 | 61-137 | .445 | 4-10 | .400 | 52-74 | .703 | 64-100 | 164-5.3 | 67-1 | 14 | 24 | 12 | 19 | 178-5.7 |
| ACC | 16-14 | 310-19.4 | 30-77 | .390 | 1-4 | .250 | 20-33 | .606 | 30-50 | 80-5.0 | 39-1 | 6 | 15 | 5 | 8 | 81-5.1 |
| CAREER | 31-21 | 563-18.2 | 61-137 | .445 | 4-10 | .400 | 52-74 | .703 | 64-100 | 164-5.3 | 67-1 | 14 | 24 | 12 | 19 | 178-5.7 |
| ACC | 16-14 | 310-19.4 | 30-77 | .390 | 1-4 | .250 | 20-33 | .606 | 30-50 | 80-5.0 | 39-1 | 6 | 15 | 5 | 8 | 81-5.1 |

SINGLE GAME BESTS

POINTS

Season: 15 vs. Hampton (12/19/07)
 Career: 15 vs. Hampton (12/19/07)
 ACC: 11 at Boston College (2/17/08)

REBOUNDS

Season: 13 at Penn (11/23/07)
 Career: 13 at Penn (11/23/07)
 ACC: 12 at Md (1/30/08), at BC (2/17/08)

FG MADE

Season: 6 vs. Hampton (12/19/07)
 Career: 6 vs. Hampton (12/19/07)
 ACC: 5 at Boston College (2/17/08)

FG ATTEMPTS

Season: 11 at Boston College (2/17/08)
 Career: 11 at Boston College (2/17/08)
 ACC: 11 at Boston College (2/17/08)

3 PT FG MADE

Season: 2 vs. Georgia Tech (3/13/08)
 Career: 2 vs. Georgia Tech (3/13/08)
 ACC: 2 vs. Georgia Tech (3/13/08)

3 PT FG ATTEMPTS

Season: 2 at BC (2/17/08), vs. GT (3/13/08)
 Career: 2 at BC (2/17/08), vs. GT (3/13/08)
 ACC: 2 at BC (2/17/08), vs. GT (3/13/08)

FT MADE

Season: 5 vs. Drexel (11/20/07), at VT (2/2/08)
 Career: 5 vs. Drexel (11/20/07), at VT (2/2/08)
 ACC: 5 at Virginia Tech (2/2/08)

FT ATTEMPTS

Season: 7 at Virginia Tech (2/2/08)
 Career: 7 at Virginia Tech (2/2/08)
 ACC: 7 at Virginia Tech (2/2/08)

ASSISTS

Season: 2 at Miami (3/1/08), vs. ODU (3/24/08)
 Career: 2 at Miami (3/1/08), vs. ODU (3/24/08)
 ACC: 2 at Miami (3/1/08)

TURNOVERS

Season: 3 at Duke (1/13/08), at VT (2/2/08)
 Career: 3 at Duke (1/13/08), at VT (2/2/08)
 ACC: 3 at Duke (1/13/08), at VT (2/2/08)

BLOCKS


Season: 3 vs. Duke (3/5/08), vs. Richmond (3/18/08)
 Career: 3 vs. Duke (3/5/08), vs. Richmond (3/18/08)
 ACC: 3 vs. Duke (3/5/08)

STEALS

Season: 3 at Penn (11/23/07)
 Career: 3 at Penn (11/23/07)
 ACC: 2 vs. UNC (2/12/08), at BC (2/17/08)

MINUTES

Season: 29 at BC (2/17/08), vs. NCSU (2/24/08)
 Career: 29 at BC (2/17/08), vs. NCSU (2/24/08)
 ACC: 29 at BC (2/17/08), vs. NCSU (2/24/08)



WILL SHERRILL

#22

Freshman • Forward • 6-9 • 215 • New York, N.Y. • Phillips Academy Andover

THIS SEASON:

- Had two rebounds at Xavier
- Had his first career rebound and assist vs. Elon
- Has made every field goal attempt (3-3) this season
- Had a career-high three points vs. Longwood, making his first career 3-point attempt
- Had first career steal vs. Northwestern
- Scored two points at Penn
- Made collegiate debut vs. Howard and scored two points
- Played two minutes in the exhibition against Carson-Newman

SINGLE GAME BESTS

POINTS

Season: 3 vs. Longwood (12/7/07)
 Career: 3 vs. Longwood (12/7/07)
 ACC: --

REBOUNDS

Season: 2 at Xavier (1/3/08)
 Career: 2 at Xavier (1/3/08)
 ACC: --

FG MADE

Season: 1 on three occasions
 Career: 1 on three occasions
 ACC: --

FG ATTEMPTS

Season: 1 on three occasions
 Career: 1 on three occasions
 ACC: --

3 PT FG MADE

Season: 1 vs. Longwood (12/7/07)
 Career: 1 vs. Longwood (12/7/07)
 ACC: --

3 PT FG ATTEMPTS

Season: 1 vs. Longwood (12/7/07)
 Career: 1 vs. Longwood (12/7/07)
 ACC: --

FT MADE

Season: --
 Career: --
 ACC: --

FT ATTEMPTS

Season: --
 Career: --
 ACC: --

ASSISTS

Season: 1 vs. Elon (12/22/07)
 Career: 1 vs. Elon (12/22/07)
 ACC: --

TURNOVERS

Season: --
 Career: --
 ACC: --

BLOCKS

Season: --
 Career: --
 ACC: --

STEALS

Season: 1 vs. Northwestern (11/27/07)
 Career: 1 vs. Northwestern (11/27/07)
 ACC: --

MINUTES


Season: 3 at Xavier (1/3/08)
 Career: 3 at Xavier (1/3/08)
 ACC: 1 vs. Clemson (2/7/08)

2007-08 GAME-BY-GAME:

| Opponent | GP-GS | FG-FGA | 3FG-3FGA | FT-FTA | Off-Def | Total | A | TO | Blk | Stl | PF | Min | Pts |
|------------------|-------|--------|----------|--------|---------|-------|---|----|-----|-----|----|-----|-----|
| Vermont | DNP | | | | | | | | | | | | |
| Howard | 1-0 | 1-1 | 0-0 | 0-0 | 0-0 | 0 | 0 | 0 | 0 | 0 | 0 | 2 | 2 |
| at Arizona | DNP | | | | | | | | | | | | |
| Drexel | DNP | | | | | | | | | | | | |
| at Penn | 2-0 | 1-1 | 0-0 | 0-0 | 0-0 | 0 | 0 | 0 | 0 | 0 | 0 | 1 | 2 |
| vs. Seton Hall | DNP | | | | | | | | | | | | |
| Northwestern | 3-0 | 0-0 | 0-0 | 0-0 | 0-0 | 0 | 0 | 0 | 0 | 1 | 0 | 2 | 0 |
| Syracuse | DNP | | | | | | | | | | | | |
| Longwood | 4-0 | 1-1 | 1-1 | 0-0 | 0-0 | 0 | 0 | 0 | 0 | 0 | 0 | 1 | 3 |
| Hampton | DNP | | | | | | | | | | | | |
| Elon | 5-0 | 0-0 | 0-0 | 0-0 | 0-1 | 1 | 1 | 0 | 0 | 0 | 1 | 2 | 0 |
| Hartford | DNP | | | | | | | | | | | | |
| at Xavier | 6-0 | 0-0 | 0-0 | 0-0 | 1-1 | 2 | 0 | 0 | 0 | 0 | 2 | 3 | 0 |
| at Duke | DNP | | | | | | | | | | | | |
| Virginia Tech | DNP | | | | | | | | | | | | |
| Boston College | DNP | | | | | | | | | | | | |
| at Florida State | DNP | | | | | | | | | | | | |
| Georgia Tech | DNP | | | | | | | | | | | | |
| at Maryland | DNP | | | | | | | | | | | | |
| at Virginia Tech | DNP | | | | | | | | | | | | |
| Clemson | 7-0 | 0-0 | 0-0 | 0-0 | 0-0 | 0 | 0 | 0 | 0 | 0 | 0 | 1 | 0 |
| at Wake Forest | DNP | | | | | | | | | | | | |
| North Carolina | DNP | | | | | | | | | | | | |
| at Boston Coll. | DNP | | | | | | | | | | | | |
| NC State | DNP | | | | | | | | | | | | |
| at Miami | DNP | | | | | | | | | | | | |
| at Georgia Tech | DNP | | | | | | | | | | | | |
| Duke | DNP | | | | | | | | | | | | |
| Maryland | DNP | | | | | | | | | | | | |
| vs. Ga. Tech | DNP | | | | | | | | | | | | |
| Richmond | DNP | | | | | | | | | | | | |
| Old Dominion | DNP | | | | | | | | | | | | |

CAREER STATISTICS

| Year | G-GS | Min-Avg. | FG-FGA | Pct. | 3FG-3FGA | Pct. | FT-FTA | Pct. | Off-Def. | Reb-Avg. | PF-DQ | Ast | TO | Blk | Stl | Pts-Avg |
|---------------|------------|---------------|------------|--------------|------------|--------------|------------|-------------|------------|--------------|------------|----------|----------|----------|----------|--------------|
| 2007-08 | 7-0 | 12-1.7 | 3-3 | 1.000 | 1-1 | 1.000 | 0-0 | .000 | 1-2 | 3-0.4 | 3-0 | 1 | 0 | 0 | 1 | 7-1.0 |
| ACC | 1-0 | 1-1.0 | 0-0 | .000 | 0-0 | .000 | 0-0 | .000 | 0-0 | 0-0.0 | 0-0 | 0 | 0 | 0 | 0 | 0-0.0 |
| CAREER | 7-0 | 12-1.7 | 3-3 | 1.000 | 1-1 | 1.000 | 0-0 | .000 | 1-2 | 3-0.4 | 3-0 | 1 | 0 | 0 | 1 | 7-1.0 |
| ACC | 1-0 | 1-1.0 | 0-0 | .000 | 0-0 | .000 | 0-0 | .000 | 0-0 | 0-0.0 | 0-0 | 0 | 0 | 0 | 0 | 0-0.0 |



SEAN SINGLETARY

#44

Senior • Guard • 6-0 • 185 • Philadelphia, Pa. • The William Penn Charter School

THIS SEASON:

- Co-captain for the 2007-08 season, joining Donald Hand as the only three-year captains in Virginia history
- First-team All-ACC for the third consecutive year in 2008
- First-team NABC All-District 5 for second consecutive year in 2008
- USBWA All-District III for the third consecutive year in 2008
- ACC Player of the Week twice this season (11/19 and 3/10)
- Bob Cousy Award presented by The Hartford (nation's top point guard) finalist
- One of 10 finalists for the Lowe's Senior CLASS Award
- First-team Collegehoops.net preseason All-American
- Third-team CBSsportsline.com preseason All-American
- Became the fifth Cavalier to score 2,000 career points
- Had a double-double (6th of career, 5th this season) with 22 points (6 in the final 23 seconds) and 10 assists vs. Old Dominion in CBI Quarterfinals
- Had a double-double with 20 points and 10 assists vs. Georgia Tech in ACC Tournament
- Had a career-high 41 points at Miami
- Tied UVa single-game steals record with seven vs. NC State
- Had second consecutive double-double with 19 points and 10 assists vs. Boston College (1/19)
- Had double-double with 34 points and 10 rebounds vs. Virginia Tech (1/16)
- Has had 20 or more points in a game 43 times in his career (16 this season)
- Had double-double with 14 points and career-high 10 assists vs. Northwestern

2007-08 GAME-BY GAME:

| Opponent | GP-GS | FG-FGA | 3FG-3FGA | FT-FTA | Off-Def | Total | A | TO | Blk | Stl | PF | Min | Pts |
|------------------|-------|--------|----------|--------|---------|-------|----|----|-----|-----|----|-----|-----|
| Vermont | 1-1 | 4-9 | 1-2 | 10-12 | 1-4 | 5 | 6 | 6 | 0 | 4 | 2 | 31 | 19 |
| Howard | 2-2 | 9-16 | 3-6 | 2-2 | 3-1 | 4 | 8 | 5 | 0 | 1 | 2 | 30 | 23 |
| at Arizona | 3-3 | 6-19 | 1-6 | 11-11 | 0-4 | 4 | 8 | 5 | 0 | 1 | 4 | 36 | 24 |
| Drexel | 4-4 | 7-19 | 3-3 | 7-8 | 2-5 | 7 | 5 | 8 | 0 | 2 | 3 | 37 | 24 |
| at Penn | 5-5 | 4-12 | 1-3 | 7-7 | 1-1 | 2 | 4 | 5 | 0 | 1 | 2 | 28 | 16 |
| vs. Seton Hall | 6-6 | 7-20 | 2-9 | 7-7 | 1-6 | 7 | 7 | 5 | 0 | 0 | 4 | 37 | 23 |
| Northwestern | 7-7 | 5-9 | 3-6 | 1-1 | 0-2 | 2 | 10 | 2 | 0 | 2 | 1 | 27 | 14 |
| Syracuse | 8-8 | 3-14 | 2-7 | 2-8 | 0-5 | 5 | 9 | 3 | 0 | 2 | 2 | 35 | 10 |
| Longwood | 9-9 | 6-11 | 1-3 | 8-8 | 1-1 | 2 | 8 | 6 | 0 | 0 | 1 | 33 | 21 |
| Hampton | 10-10 | 2-6 | 2-4 | 6-7 | 3-1 | 4 | 4 | 7 | 0 | 1 | 3 | 32 | 12 |
| Elon | 11-11 | 5-7 | 3-4 | 7-9 | 0-5 | 5 | 8 | 3 | 0 | 3 | 2 | 28 | 20 |
| Hartford | 12-12 | 3-14 | 1-5 | 5-7 | 1-3 | 4 | 4 | 5 | 0 | 2 | 2 | 29 | 12 |
| at Xavier | 13-13 | 5-12 | 1-3 | 3-4 | 1-2 | 3 | 7 | 2 | 0 | 1 | 4 | 33 | 14 |
| at Duke | 14-14 | 6-12 | 2-4 | 4-4 | 0-0 | 0 | 4 | 6 | 0 | 0 | 4 | 34 | 18 |
| Virginia Tech | 15-15 | 12-21 | 5-7 | 5-6 | 1-9 | 10 | 3 | 4 | 0 | 3 | 4 | 44 | 34 |
| Boston College | 16-16 | 7-14 | 0-3 | 5-6 | 0-2 | 2 | 10 | 1 | 0 | 6 | 3 | 37 | 19 |
| at Florida State | 17-17 | 4-11 | 1-5 | 2-2 | 2-1 | 3 | 7 | 5 | 0 | 1 | 4 | 33 | 11 |
| Georgia Tech | 18-18 | 5-19 | 0-6 | 1-2 | 1-3 | 4 | 8 | 4 | 0 | 3 | 5 | 41 | 11 |
| at Maryland | 19-19 | 9-17 | 1-4 | 4-4 | 0-0 | 0 | 3 | 0 | 0 | 0 | 3 | 34 | 23 |
| at Virginia Tech | 20-20 | 6-15 | 3-6 | 11-14 | 2-3 | 5 | 2 | 3 | 0 | 1 | 4 | 37 | 26 |
| Clemson | 21-21 | 5-10 | 2-3 | 2-3 | 1-3 | 4 | 2 | 5 | 0 | 0 | 1 | 32 | 14 |
| at Wake Forest | 22-22 | 7-18 | 0-3 | 7-8 | 1-0 | 1 | 3 | 4 | 0 | 2 | 3 | 36 | 21 |
| North Carolina | 23-23 | 9-20 | 3-8 | 6-7 | 1-5 | 6 | 7 | 4 | 0 | 3 | 1 | 35 | 27 |
| at Boston Coll. | 24-24 | 5-10 | 2-3 | 4-4 | 0-5 | 5 | 4 | 1 | 0 | 1 | 4 | 36 | 16 |
| NC State | 25-25 | 7-15 | 1-4 | 6-8 | 1-1 | 2 | 6 | 3 | 0 | 7 | 1 | 33 | 21 |
| at Miami | 26-26 | 12-25 | 4-8 | 13-14 | 0-9 | 9 | 3 | 0 | 0 | 1 | 4 | 36 | 41 |
| at Georgia Tech | 27-27 | 5-13 | 1-5 | 6-6 | 0-1 | 1 | 6 | 3 | 0 | 3 | 2 | 33 | 17 |
| Duke | 28-28 | 6-16 | 1-7 | 5-6 | 0-1 | 1 | 7 | 5 | 0 | 0 | 3 | 35 | 18 |
| Maryland | 29-29 | 8-15 | 2-4 | 9-9 | 0-6 | 6 | 8 | 4 | 0 | 1 | 0 | 38 | 27 |
| vs. Ga. Tech | 30-30 | 4-14 | 1-3 | 11-13 | 1-4 | 5 | 10 | 6 | 0 | 3 | 4 | 33 | 20 |
| Richmond | 31-31 | 6-13 | 1-1 | 5-6 | 1-3 | 4 | 3 | 4 | 0 | 2 | 2 | 31 | 18 |
| Old Dominion | 32-32 | 7-12 | 2-7 | 6-7 | 0-3 | 3 | 10 | 1 | 0 | 3 | 2 | 34 | 22 |

SINGLE GAME BESTS

POINTS

Season: 41 at Miami (3/1/08)
 Career: 41 at Miami (3/1/08)
 ACC: 41 at Miami (3/1/08)

REBOUNDS

Season: 10 vs. Virginia Tech (1/16/08)
 Career: 10 vs. UNC (3/10/06), vs. Va Tech (1/16/08)
 ACC: 10 vs. UNC (3/10/06), vs. Va Tech (1/16/08)

FG MADE

Season: 12 vs. VT (1/16/08), at Miami (3/1/08)
 Career: 12 vs. VT (1/16/08), at Miami (3/1/08)
 ACC: 12 vs. VT (1/16/08), at Miami (3/1/08)

FG ATTEMPTS

Season: 25 at Miami (3/1/08)
 Career: 25 at Miami (3/1/08)
 ACC: 25 at Miami (3/1/08)

3 PT FG MADE

Season: 5 vs. Virginia Tech (1/16/08)
 Career: 7 vs. Gonzaga (1/3/07)
 ACC: 5 at NC State (1/24/07), vs. Va Tech (1/16/08)

3 PT FG ATTEMPTS

Season: 9 vs. Seton Hall (11/24/07)
 Career: 9 vs. Gonzaga (1/3/07), vs. Ga. Tech (2/24/07)
 ACC: 12 vs. Georgia Tech (2/24/07)

FT MADE

Season: 13 at Miami (3/1/08)
 Career: 14 vs. Hampton (12/16/06)
 ACC: 13 at Miami (3/1/08)

FT ATTEMPTS

Season: 14 at VT (2/2/08), at Miami (3/1/08)
 Career: 16 vs. Hampton (12/16/06)
 ACC: 14 on three occasions

ASSISTS

Season: 10 on four occasions
 Career: 10 on four occasions
 ACC: 10 vs. BC (1/19/08), vs. GT (3/13/08)

TURNOVERS

Season: 8 vs. Drexel (11/20/07)
 Career: 9 at Arizona (11/27/05), at Clemson (2/25/06)
 ACC: 9 at Clemson (2/25/06)

BLOCKS

Season: --
 Career: 2 vs. Auburn (12/3/04)
 ACC: 1 on three occasions

STEALS

Season: 7 vs. NC State (2/24/08)
 Career: 7 vs. NC State (2/24/08)
 ACC: 7 vs. NC State (2/24/08)

MINUTES

Season: 44 vs. Virginia Tech (1/16/08)
 Career: 45 vs. Maryland (2/19/05)
 ACC: 45 vs. Maryland (2/19/05)

CAREER STATISTICS

| Year | G-GS | Min-Avg. | FG-FGA | Pct. | 3FG-3FGA | Pct. | FT-FTA | Pct. | Off-Def. | Reb-Avg. | PF-DQ | Ast | TO | Blk | Stl | Pts-Avg |
|---------------|----------------|------------------|-----------------|-------------|----------------|-------------|----------------|-------------|----------------|----------------|--------------|------------|------------|----------|------------|------------------|
| 2004-05 | 29-29 | 866-29.9 | 101-262 | .385 | 34-106 | .321 | 69-89 | .775 | 24-64 | 88-3.0 | 92-4 | 113 | 70 | 2 | 48 | 305-10.5 |
| ACC | 16-16 | 489-30.6 | 55-143 | .385 | 19-57 | .333 | 39-50 | .780 | 13-28 | 41-2.6 | 55-3 | 59 | 28 | 0 | 22 | 168-10.5 |
| 2005-06 | 29-29 | 982-33.9 | 168-420 | .400 | 51-147 | .347 | 125-148 | .845 | 34-94 | 128-4.4 | 65-0 | 121 | 104 | 3 | 54 | 512-17.7 |
| ACC | 16-16 | 553-34.6 | 97-250 | .388 | 25-84 | .298 | 59-67 | .881 | 16-48 | 64-4.0 | 39-0 | 66 | 59 | 3 | 22 | 278-17.4 |
| 2006-07 | 32-32 | 1064-33.2 | 170-425 | .400 | 79-203 | .389 | 190-218 | .872 | 36-111 | 147-4.6 | 81-1 | 151 | 100 | 1 | 38 | 609-19.0 |
| ACC | 16-16 | 552-34.5 | 88-216 | .407 | 41-105 | .390 | 66-80 | .825 | 20-59 | 79-4.9 | 42-1 | 68 | 54 | 0 | 20 | 283-17.7 |
| 2007-08 | 32-32 | 1088-34.0 | 196-458 | .428 | 56-152 | .368 | 188-220 | .855 | 26-99 | 125-3.9 | 85-1 | 194 | 125 | 0 | 60 | 636-19.9 |
| ACC | 16-16 | 574-35.9 | 113-251 | .450 | 28-80 | .350 | 90-103 | .874 | 10-49 | 59-3.7 | 45-1 | 83 | 52 | 0 | 32 | 344-21.5 |
| CAREER | 122-122 | 4000-32.8 | 635-1565 | .406 | 220-608 | .362 | 572-675 | .847 | 120-368 | 488-4.0 | 323-6 | 579 | 399 | 6 | 200 | 2062-16.9 |
| ACC | 64-64 | 2168-33.9 | 353-860 | .410 | 113-326 | .347 | 254-300 | .847 | 59-184 | 243-3.8 | 181-5 | 276 | 193 | 3 | 96 | 1073-16.8 |

SEAN SINGLETARY

SENIOR • GUARD • UNIVERSITY OF VIRGINIA

- **BOB COUSY AWARD FINALIST**
- **ALL-AMERICA CANDIDATE**
- **LOWE'S SENIOR CLASS AWARD FINALIST**

ONE OF 25 PLAYERS IN HISTORY TO BE A THREE-TIME FIRST-TEAM ALL-ACC SELECTION

JOINED BRYANT STITH, JEFF LAMP, BUZZY WILKINSON, AND RALPH SAMPSON AS THE ONLY CAVALIERS TO SCORE 2,000 CAREER POINTS

ONLY PLAYER IN ACC HISTORY TO HAVE 2,000 CAREER POINTS, 500 CAREER ASSISTS, 400 CAREER REBOUNDS AND 200 CAREER STEALS

RANKS IN THE TOP 10 IN VIRGINIA HISTORY IN 6 DIFFERENT CAREER CATEGORIES (POINTS, ASSISTS, STEALS, FIELD GOALS, 3-POINT FIELD GOALS, FREE THROWS MADE)

SCORED IN DOUBLE FIGURES IN A SCHOOL-RECORD 54 CONSECUTIVE GAMES, THE LONGEST ACTIVE STREAK IN THE ACC

THE ONLY PLAYER IN DIVISION I THIS SEASON TO HAVE A 40-POINT GAME, A 10-REBOUND GAME, AND A 10-ASSIST GAME

THE ONLY PLAYER IN THE ACC THIS SEASON TO HAVE A POINTS-ASSISTS DOUBLE-DOUBLE AND A POINTS-REBOUNDS DOUBLE-DOUBLE

THE ONLY PLAYER IN DIVISION I TO RANK IN THE TOP 40 NATIONALLY IN BOTH SCORING AND ASSISTS

16 GAMES THIS SEASON OF 20 OR MORE POINTS

11 GAMES THIS SEASON OF 8 OR MORE ASSISTS

"He continues to amaze me. I can't come close to naming somebody that I've ever been around that has the kind of heart he does. This program or this league might not see the likes of someone that has the heart that Sean does for a long time." - Virginia head coach Dave Leitao

2007-08 STATS: 19.9 POINTS/GAME 6.1 ASSISTS/GAME 3.9 REBOUNDS/GAME



What Others Are Saying About **SEAN SINGLETARY**



"I think the thing that Singletary should get the most credit for is coming back to school this year because he would have been drafted in the first round. I really believe that. It was a pretty mature move to come back. Some people say, 'Well, he might hurt himself,' but I disagree with that. The people that watch and really know his game know what he means to Virginia, and tonight is a good example of how he gets the other players involved in the game. Only guys that can run the show have that ability."

- **Maryland Head Coach Gary Williams (March 9, 2008)**

"Singletary is a hell of a player. When he's on a roll like he was today, he is basically unguardable."

- **Miami Head Coach Frank Haith (March 1, 2008)**

"He is a very experienced player along with being extremely talented. That first half, from a defensive standpoint, he took us out of a couple plays we were trying to run just by pressuring the guys and being up on them – just being aggressive with it. He can affect the game that way, from a defensive standpoint and an offensive standpoint."

- **NC State head coach Sidney Lowe (February 24, 2008)**

"I thought Sean Singletary showed what a great player he is. We were trying to make sure that he did not get the three (at the end of the game), so he drew two players to him and pitched to (Calvin) Baker, who made a big time shot. Sean made the play, though, because he drew two people to him, and that is what great players do; they make other people better."

- **North Carolina head coach Roy Williams (February 12, 2008)**

"They have good depth and Singletary...he's just Singletary. He's such a good guard, so you've got constant attention on him. You just hope to hold him to a reasonable number, and 18 was fine. That kid can play. One of the main things is not putting him on the (foul) line. We did ok with him. No one's going to do an unbelievable job with him because he's just good. But you try not to foul him because he'll get seven, eight or even 10 free throws. He'll get that many in the game because he's so good with the ball."

- **Duke head coach Mike Krzyzewski (January 13, 2008)**

"It's only fitting that at the end of a brilliant career, Sean be named first-team All-ACC for the third time. That speaks not only to the success he's had individually or the success the program has had, but most importantly the consistency of his performance. To be linked with Ralph Sampson and Bryant Stith is a tremendous honor that will live on in Virginia basketball lore."

- **Virginia head coach Dave Leitao (March 10, 2008)**



TUNJI SOROYE

#21

Senior • Center • 6-11 • 252 • Dugbe Ibadan, Nigeria • Montrose Christian School

THIS SEASON:

- Missed the last 19 games due to injury
- Made season debut vs. Hartford
- Had arthroscopic surgery on Nov. 8 to correct cartilage damage in his left knee and missed the first 11 games of the season
- Had six points, four rebounds, and four blocks in the exhibition against Carson-Newman

SINGLE GAME BESTS

POINTS

Season: 1 vs. Hartford (12/30/07)
 Career: 12 vs. Fordham (12/7/05)
 ACC: 6 on three occasions

REBOUNDS

Season: 2 vs. Hartford (12/30/07)
 Career: 11 vs. Maryland (2/6/07)
 ACC: 11 vs. Maryland (2/6/07)

FG MADE

Season: --
 Career: 4 vs. Fordham (12/7/05), vs. Albany (3/16/07)
 ACC: 3 vs. Florida State (1/11/06)

FG ATTEMPTS

Season: 1 at Xavier (1/3/08)
 Career: 8 vs. Albany (3/16/07)
 ACC: 5 vs. Florida State (1/11/06)

3 PT FG MADE

Season: --
 Career: --
 ACC: --

3 PT FG ATTEMPTS

Season: --
 Career: --
 ACC: --

FT MADE

Season: 1 vs. Hartford (12/30/07)
 Career: 4 on three occasions
 ACC: 4 vs. Clemson (1/7/06)

FT ATTEMPTS

Season: 2 vs. Hartford (12/30/07)
 Career: 6 vs. Fordham (12/7/05)
 ACC: 5 vs. Florida State (2/17/07)

ASSISTS

Season: --
 Career: 1 on 13 occasions
 ACC: 1 on eight occasions

TURNOVERS

Season: 2 vs. Hartford (12/30/07)
 Career: 4 at Virginia Tech (1/15/06)
 ACC: 4 at Virginia Tech (1/15/06)

BLOCKS

Season: --
 Career: 5 vs. Duke (3/11/05)
 ACC: 5 vs. Duke (3/11/05)

STEALS

Season: --
 Career: 2 on three occasions
 ACC: 2 vs. UNC (1/19/06), at FSU (2/18/06)

MINUTES


Season: 5 at Xavier (1/3/08)
 Career: 33 vs. Clemson (1/7/06)
 ACC: 33 vs. Clemson (1/7/06)

2007-08 GAME-BY-GAME:

| Opponent | GP-GS | FG-FGA | 3FG-3FGA | FT-FTA | Off-Def | Total | A | TO | Blk | Stl | PF | Min | Pts |
|------------------|-------|--------|----------|--------|---------|-------|---|----|-----|-----|----|-----|-----|
| Vermont | DNP | | | | | | | | | | | | |
| Howard | DNP | | | | | | | | | | | | |
| at Arizona | DNP | | | | | | | | | | | | |
| Drexel | DNP | | | | | | | | | | | | |
| at Penn | DNP | | | | | | | | | | | | |
| vs. Seton Hall | DNP | | | | | | | | | | | | |
| Northwestern | DNP | | | | | | | | | | | | |
| Syracuse | DNP | | | | | | | | | | | | |
| Longwood | DNP | | | | | | | | | | | | |
| Hampton | DNP | | | | | | | | | | | | |
| Elon | DNP | | | | | | | | | | | | |
| Hartford | 1-0 | 0-0 | 0-0 | 1-2 | 1-1 | 2 | 0 | 2 | 0 | 0 | 2 | 3 | 1 |
| at Xavier | 2-0 | 0-1 | 0-0 | 0-0 | 1-0 | 1 | 0 | 0 | 0 | 0 | 0 | 5 | 0 |
| at Duke | DNP | | | | | | | | | | | | |
| Virginia Tech | DNP | | | | | | | | | | | | |
| Boston College | DNP | | | | | | | | | | | | |
| at Florida State | DNP | | | | | | | | | | | | |
| Georgia Tech | DNP | | | | | | | | | | | | |
| at Maryland | DNP | | | | | | | | | | | | |
| at Virginia Tech | DNP | | | | | | | | | | | | |
| Clemson | DNP | | | | | | | | | | | | |
| at Wake Forest | DNP | | | | | | | | | | | | |
| North Carolina | DNP | | | | | | | | | | | | |
| at Boston Coll. | DNP | | | | | | | | | | | | |
| NC State | DNP | | | | | | | | | | | | |
| at Miami | DNP | | | | | | | | | | | | |
| at Georgia Tech | DNP | | | | | | | | | | | | |
| Duke | DNP | | | | | | | | | | | | |
| Maryland | DNP | | | | | | | | | | | | |
| vs. Ga. Tech | DNP | | | | | | | | | | | | |
| Richmond | DNP | | | | | | | | | | | | |
| Old Dominion | DNP | | | | | | | | | | | | |

CAREER STATISTICS

| Year | G-GS | Min-Avg. | FG-FGA | Pct. | 3FG-3FGA | Pct. | FT-FTA | Pct. | Off-Def. | Reb-Avg. | PF-DQ | Ast | TO | Blk | Stl | Pts-Avg |
|---------------|--------------|------------------|--------------|-------------|------------|-------------|--------------|-------------|---------------|----------------|--------------|-----------|-----------|-----------|-----------|----------------|
| 2004-05 | 21-2 | 120-5.7 | 4-10 | .400 | 0-0 | .000 | 4-7 | .571 | 7-21 | 28-1.3 | 18-0 | 2 | 3 | 15 | 1 | 12-0.6 |
| ACC | 12-0 | 72-6.0 | 4-5 | .800 | 0-0 | .000 | 2-4 | .500 | 4-12 | 16-1.3 | 14-0 | 2 | 2 | 8 | 1 | 10-0.8 |
| 2005-06 | 30-23 | 553-18.4 | 21-51 | .412 | 0-0 | .000 | 13-19 | .684 | 36-70 | 106-3.5 | 88-7 | 4 | 38 | 37 | 10 | 55-1.8 |
| ACC | 16-16 | 290-18.1 | 9-26 | .346 | 0-0 | .000 | 6-9 | .667 | 18-33 | 51-3.2 | 49-4 | 2 | 19 | 15 | 6 | 24-1.5 |
| 2006-07 | 28-11 | 391-14.0 | 18-35 | .514 | 0-0 | .000 | 24-39 | .615 | 35-54 | 89-3.2 | 46-0 | 7 | 20 | 26 | 7 | 60-2.1 |
| ACC | 16-6 | 252-15.8 | 12-19 | .632 | 0-0 | .000 | 10-23 | .435 | 27-30 | 57-3.6 | 29-0 | 4 | 10 | 14 | 2 | 34-2.1 |
| 2007-08 | 2-0 | 8-4.0 | 0-1 | .000 | 0-0 | .000 | 1-2 | .500 | 2-1 | 3-1.5 | 2-0 | 0 | 2 | 0 | 0 | 1-0.5 |
| ACC | 0-0 | | | | | | | | | | | | | | | |
| CAREER | 81-36 | 1072-13.2 | 43-97 | .443 | 0-0 | .000 | 42-67 | .627 | 80-146 | 226-2.8 | 154-7 | 13 | 63 | 78 | 18 | 128-1.6 |
| ACC | 44-22 | 614-14.0 | 25-50 | .500 | 0-0 | .000 | 18-36 | .500 | 49-75 | 124-2.8 | 92-4 | 8 | 31 | 37 | 9 | 68-1.5 |



SOLOMON TAT

#45

Sophomore • Guard/Forward • 6-5 • 223 • Jos Plateau, Nigeria • Community Christian School

THIS SEASON:

- Had six points and three rebounds at Miami
- Had four points vs. Clemson
- Had three points and two rebounds at Maryland
- Had a career-high 12 points (3-4 FG, 6-9 FT) at Xavier
- Made season debut vs. Hartford
- Did not play in the first 11 games of the season due to injury

SINGLE GAME BESTS

POINTS

Season: 12 at Xavier (1/3/08)
 Career: 12 at Xavier (1/3/08)
 ACC: 8 at Virginia Tech (2/10/07)

REBOUNDS

Season: 3 on three occasions
 Career: 6 at Virginia Tech (2/10/07)
 ACC: 6 at Virginia Tech (2/10/07)

FG MADE

Season: 3 at Xavier (1/3/08)
 Career: 3 at Virginia Tech (2/10/07), at Xavier (1/3/08)
 ACC: 3 at Virginia Tech (2/10/07)

FG ATTEMPTS

Season: 4 on three occasions
 Career: 9 at Virginia Tech (2/10/07)
 ACC: 9 at Virginia Tech (2/10/07)

3 PT FG MADE

Season: --
 Career: --
 ACC: --

3 PT FG ATTEMPTS

Season: 1 at FSU (1/23/08), at Miami (3/1/08)
 Career: 1 on five occasions
 ACC: 1 on three occasions

FT MADE

Season: 6 at Xavier (1/3/08)
 Career: 6 at Xavier (1/3/08)
 ACC: 2 on four occasions

FT ATTEMPTS

Season: 9 at Xavier (1/3/08)
 Career: 9 at Xavier (1/3/08)
 ACC: 2 on five occasions

ASSISTS

Season: 1 on five occasions
 Career: 5 vs. Gonzaga (1/3/07)
 ACC: 2 at Clemson (1/28/07), at Wake (3/3/07)

TURNOVERS

Season: 2 at Xavier (1/3/08), at Duke (1/13/08)
 Career: 2 on four occasions
 ACC: 2 vs. Maryland (1/16/07), at Duke (1/13/08)

BLOCKS

Season: --
 Career: 1 vs. Longwood (2/13/07)
 ACC: --

STEALS

Season: 1 on three occasions
 Career: 2 vs. Stanford (1/7/07), vs. Md. (1/16/07)
 ACC: 2 vs. Maryland (1/16/07)

MINUTES


Season: 16 on three occasions
 Career: 23 at Virginia Tech (2/10/07)
 ACC: 23 at Virginia Tech (2/10/07)

2007-08 GAME-BY-GAME:

| Opponent | GP-GS | FG-FGA | 3FG-3FGA | FT-FTA | Off-Def | Total | A | TO | Blk | Stl | PF | Min | Pts |
|------------------|-------|--------|----------|--------|---------|-------|---|----|-----|-----|----|-----|-----|
| Vermont | DNP | | | | | | | | | | | | |
| Howard | DNP | | | | | | | | | | | | |
| at Arizona | DNP | | | | | | | | | | | | |
| Drexel | DNP | | | | | | | | | | | | |
| at Penn | DNP | | | | | | | | | | | | |
| vs. Seton Hall | DNP | | | | | | | | | | | | |
| Northwestern | DNP | | | | | | | | | | | | |
| Syracuse | DNP | | | | | | | | | | | | |
| Longwood | DNP | | | | | | | | | | | | |
| Hampton | DNP | | | | | | | | | | | | |
| Elon | DNP | | | | | | | | | | | | |
| Hartford | 1-0 | 0-0 | 0-0 | 0-0 | 0-0 | 0 | 1 | 0 | 0 | 0 | 0 | 5 | 0 |
| at Xavier | 2-0 | 3-4 | 0-0 | 6-9 | 2-0 | 2 | 1 | 2 | 0 | 0 | 1 | 16 | 12 |
| at Duke | 3-0 | 0-1 | 0-0 | 0-0 | 0-2 | 2 | 0 | 2 | 0 | 1 | 0 | 16 | 0 |
| Virginia Tech | 4-0 | 0-0 | 0-0 | 0-0 | 0-0 | 0 | 0 | 0 | 0 | 0 | 0 | 3 | 0 |
| Boston College | DNP | | | | | | | | | | | | |
| at Florida State | 5-0 | 0-2 | 0-1 | 0-0 | 0-0 | 0 | 0 | 0 | 0 | 1 | 0 | 4 | 0 |
| Georgia Tech | 6-0 | 0-0 | 0-0 | 0-0 | 0-0 | 0 | 0 | 0 | 0 | 0 | 0 | 0+ | 0 |
| at Maryland | 7-0 | 1-1 | 0-0 | 1-2 | 1-1 | 2 | 0 | 1 | 0 | 0 | 2 | 7 | 3 |
| at Virginia Tech | DNP | | | | | | | | | | | | |
| Clemson | 8-0 | 2-4 | 0-0 | 0-0 | 0-1 | 1 | 1 | 1 | 0 | 1 | 0 | 9 | 4 |
| at Wake Forest | DNP | | | | | | | | | | | | |
| North Carolina | DNP | | | | | | | | | | | | |
| at Boston Coll. | DNP | | | | | | | | | | | | |
| NC State | DNP | | | | | | | | | | | | |
| at Miami | 9-0 | 2-4 | 0-1 | 2-2 | 0-3 | 3 | 1 | 0 | 0 | 0 | 2 | 16 | 6 |
| at Georgia Tech | 10-0 | 1-2 | 0-0 | 2-2 | 0-3 | 3 | 1 | 0 | 0 | 0 | 0 | 7 | 4 |
| Duke | 11-0 | 1-1 | 0-0 | 0-0 | 0-2 | 2 | 0 | 0 | 0 | 0 | 0 | 6 | 2 |
| Maryland | DNP | | | | | | | | | | | | |
| vs. Ga. Tech | 12-0 | 0-0 | 0-0 | 0-0 | 0-0 | 0 | 0 | 0 | 0 | 0 | 0 | 2 | 0 |
| Richmond | 13-0 | 0-2 | 0-0 | 2-2 | 1-2 | 3 | 0 | 0 | 0 | 0 | 0 | 4 | 2 |
| Old Dominion | 14-0 | 1-3 | 0-0 | 0-0 | 0-1 | 1 | 0 | 0 | 0 | 0 | 0 | 4 | 2 |

CAREER STATISTICS

| Year | G-GS | Min-Avg. | FG-FGA | Pct. | 3FG-3FGA | Pct. | FT-FTA | Pct. | Off-Def. | Reb-Avg. | PF-DQ | Ast | TO | Blk | Stl | Pts-Avg |
|---------------|-------------|----------------|--------------|-------------|------------|-------------|--------------|-------------|--------------|---------------|-------------|-----------|-----------|----------|-----------|---------------|
| 2006-07 | 20-0 | 165-8.3 | 14-40 | .350 | 0-3 | .000 | 12-19 | .632 | 7-25 | 32-1.6 | 24-0 | 13 | 8 | 1 | 8 | 40-2.0 |
| ACC | 13-0 | 107-8.2 | 8-25 | .320 | 0-1 | .000 | 5-5 | 1.000 | 5-16 | 21-1.6 | 17-0 | 6 | 4 | 0 | 5 | 21-1.6 |
| 2007-08 | 14-0 | 99-7.1 | 11-24 | .458 | 0-2 | .000 | 13-17 | .765 | 4-15 | 19-1.4 | 5-0 | 5 | 6 | 0 | 3 | 35-2.5 |
| ACC | 9-0 | 68-7.6 | 7-15 | .467 | 0-2 | .000 | 5-6 | .833 | 1-12 | 13-1.4 | 4-0 | 3 | 4 | 0 | 3 | 19-2.1 |
| CAREER | 34-0 | 264-7.8 | 25-64 | .391 | 0-5 | .000 | 25-36 | .694 | 11-40 | 51-1.5 | 29-0 | 18 | 14 | 1 | 11 | 75-2.2 |
| ACC | 22-0 | 175-8.0 | 15-40 | .375 | 0-3 | .000 | 10-11 | .909 | 6-28 | 34-1.5 | 21-0 | 9 | 8 | 0 | 8 | 40-1.8 |



JAMIL TUCKER

#12

Sophomore • Forward • 6-8 • 241 • Gary, Ind. • West Side H.S.

THIS SEASON:

- Had 11 points (tying a career high with three 3-pointers), six rebounds, and a career-high two steals vs. Old Dominion in the CBI Quarterfinals
- Had 10 points and five rebounds vs. Richmond in CBI 1st Round
- Had 13 points vs. Maryland (3/9)
- Had five points and a team-high eight rebounds vs. Duke (3/5)
- Scored a career-high 14 points at Miami
- Made first career start at Wake Forest and had four points and tied his career high with nine rebounds in a career-high 30 minutes
- Had 10 points and five rebounds at Virginia Tech (2/2)
- Scored 13 points vs. Georgia Tech (1/27)
- Had seven rebounds and tied a career high with two assists vs. BC (1/19)
- Tied a career high with two blocks vs. Virginia Tech (1/16)
- Did not play vs. Syracuse due to illness and vs. Hartford due to injury
- Had eight points, six rebounds, and tied a career high with two blocks vs. Hampton
- Had a career-high two assists vs. Northwestern
- Scored eight points (3-4 FG) at Penn
- Had seven points and four rebounds vs. Drexel
- Had 12 points (on a career-high 5 FG) at Arizona
- Had five points and tied a career high with two blocks vs. Vermont

2007-08 GAME-BY GAME:

| Opponent | GP-GS | FG-FGA | 3FG-3FGA | FT-FTA | Off-Def | Total | A | TO | Blk | Stl | PF | Min | Pts |
|------------------|-------|--------|----------|--------|---------|-------|---|----|-----|-----|----|-----|-----|
| Vermont | 1-0 | 1-4 | 1-4 | 2-2 | 0-2 | 2 | 0 | 0 | 2 | 0 | 1 | 17 | 5 |
| Howard | 2-0 | 0-0 | 0-0 | 0-0 | 0-0 | 0 | 0 | 0 | 0 | 0 | 4 | 3 | 0 |
| at Arizona | 3-0 | 5-7 | 2-3 | 0-0 | 2-2 | 4 | 0 | 1 | 0 | 0 | 1 | 21 | 12 |
| Drexel | 4-0 | 3-4 | 1-1 | 0-0 | 0-4 | 4 | 0 | 2 | 0 | 0 | 1 | 19 | 7 |
| at Penn | 5-0 | 3-4 | 2-3 | 0-0 | 0-3 | 3 | 0 | 1 | 0 | 0 | 4 | 8 | 8 |
| vs. Seton Hall | 6-0 | 0-4 | 0-3 | 0-0 | 0-0 | 0 | 0 | 0 | 1 | 0 | 0 | 12 | 0 |
| Northwestern | 7-0 | 1-2 | 1-2 | 0-0 | 0-1 | 1 | 2 | 0 | 0 | 0 | 2 | 7 | 3 |
| Syracuse | DNP | | | | | | | | | | | | |
| Longwood | 8-0 | 0-0 | 0-0 | 0-0 | 0-0 | 0 | 1 | 0 | 0 | 0 | 2 | 8 | 0 |
| Hampton | 9-0 | 1-3 | 1-2 | 5-5 | 0-6 | 6 | 1 | 2 | 2 | 0 | 4 | 19 | 8 |
| Elon | 10-0 | 1-3 | 0-2 | 0-0 | 1-3 | 4 | 1 | 0 | 0 | 0 | 3 | 13 | 2 |
| Hartford | DNP | | | | | | | | | | | | |
| at Xavier | 11-0 | 1-2 | 0-1 | 0-0 | 0-1 | 1 | 0 | 1 | 1 | 1 | 4 | 13 | 2 |
| at Duke | 12-0 | 4-7 | 1-3 | 0-0 | 2-3 | 5 | 1 | 1 | 1 | 0 | 1 | 18 | 9 |
| Virginia Tech | 13-0 | 0-1 | 0-1 | 0-0 | 2-1 | 3 | 1 | 1 | 2 | 0 | 2 | 12 | 0 |
| Boston College | 14-0 | 1-7 | 1-5 | 0-0 | 1-6 | 7 | 2 | 0 | 0 | 1 | 2 | 19 | 3 |
| at Florida State | 15-0 | 0-0 | 0-0 | 0-0 | 0-1 | 1 | 0 | 2 | 0 | 0 | 0 | 2 | 0 |
| Georgia Tech | 16-0 | 4-7 | 3-5 | 2-3 | 0-3 | 3 | 0 | 1 | 0 | 0 | 4 | 21 | 13 |
| at Maryland | 17-0 | 0-2 | 0-2 | 0-0 | 0-0 | 0 | 0 | 0 | 0 | 0 | 0 | 3 | 0 |
| at Virginia Tech | 18-0 | 4-7 | 2-3 | 0-0 | 1-4 | 5 | 0 | 1 | 0 | 0 | 1 | 17 | 10 |
| Clemson | 19-0 | 1-2 | 0-1 | 1-2 | 0-0 | 0 | 2 | 0 | 0 | 0 | 0 | 9 | 3 |
| at Wake Forest | 20-1 | 2-10 | 2-7 | 0-0 | 2-7 | 9 | 1 | 2 | 0 | 1 | 4 | 30 | 6 |
| North Carolina | 21-2 | 2-7 | 1-5 | 0-0 | 1-1 | 2 | 0 | 0 | 0 | 0 | 2 | 18 | 5 |
| at Boston Coll. | 22-2 | 1-1 | 1-1 | 0-0 | 0-1 | 1 | 1 | 0 | 0 | 0 | 4 | 11 | 3 |
| NC State | 23-2 | 2-3 | 1-2 | 0-0 | 0-1 | 1 | 0 | 0 | 0 | 1 | 0 | 10 | 5 |
| at Miami | 24-2 | 4-6 | 3-4 | 3-4 | 3-0 | 3 | 2 | 0 | 0 | 0 | 1 | 20 | 14 |
| at Georgia Tech | 25-2 | 0-5 | 0-2 | 2-2 | 0-4 | 4 | 0 | 1 | 0 | 0 | 3 | 19 | 2 |
| Duke | 26-2 | 2-2 | 1-1 | 0-0 | 1-7 | 8 | 0 | 1 | 0 | 1 | 1 | 21 | 5 |
| Maryland | 27-2 | 5-8 | 2-3 | 1-3 | 1-5 | 6 | 1 | 1 | 0 | 0 | 1 | 26 | 13 |
| vs. Ga. Tech | 28-2 | 1-4 | 0-3 | 1-2 | 0-4 | 4 | 0 | 1 | 2 | 0 | 4 | 12 | 3 |
| Richmond | 29-2 | 4-6 | 2-4 | 0-0 | 0-5 | 5 | 0 | 1 | 0 | 0 | 0 | 29 | 10 |
| Old Dominion | 30-2 | 4-10 | 3-8 | 0-0 | 2-4 | 6 | 0 | 1 | 1 | 2 | 4 | 25 | 11 |

SINGLE GAME BESTS

POINTS

Season: 14 at Miami (3/1/08)
 Career: 14 at Miami (3/1/08)
 ACC: 14 at Miami (3/1/08)

REBOUNDS

Season: 9 at Wake Forest (2/9/08)
 Career: 9 at BC (1/13/07), at WF (2/9/08)
 ACC: 9 at BC (1/13/07), at WF (2/9/08)

FG MADE

Season: 5 at Arizona (11/17/07), vs. Md. (3/9/08)
 Career: 5 at Arizona (11/17/07), vs. Md. (3/9/08)
 ACC: 5 vs. Maryland (3/9/08)

FG ATTEMPTS

Season: 10 at WF (2/9/08), vs. ODU (3/24/08)
 Career: 10 at WF (2/9/08), vs. ODU (3/24/08)
 ACC: 10 at Wake Forest (2/9/08)

3 PT FG MADE

Season: 3 on three occasions
 Career: 3 on six occasions
 ACC: 3 on four occasions

3 PT FG ATTEMPTS

Season: 8 vs. Old Dominion (3/24/08)
 Career: 8 vs. Old Dominion (3/24/08)
 ACC: 7 at Wake Forest (2/9/08)

FT MADE

Season: 5 vs. Hampton (12/19/07)
 Career: 5 vs. Hampton (12/19/07)
 ACC: 3 vs. Md (1/16/07), at Miami (3/1/08)

FT ATTEMPTS

Season: 5 vs. Hampton (12/19/07)
 Career: 5 vs. Hampton (12/19/07)
 ACC: 4 on three occasions

ASSISTS

Season: 2 on four occasions
 Career: 2 on four occasions
 ACC: 2 on three occasions

TURNOVERS

Season: 2 on four occasions
 Career: 3 vs. Wake Forest (1/21/07)
 ACC: 3 vs. Wake Forest (1/21/07)

BLOCKS

Season: 2 on four occasions
 Career: 2 on five occasions
 ACC: 2 vs. VT (1/16/08), vs. GT (3/13/08)

STEALS

Season: 2 vs. Old Dominion (3/24/08)
 Career: 2 vs. Old Dominion (3/24/08)
 ACC: 1 on five occasions

MINUTES

Season: 30 at Wake Forest (2/9/08)
 Career: 30 at Wake Forest (2/9/08)
 ACC: 30 at Wake Forest (2/9/08)

CAREER STATISTICS

| Year | G-GS | Min-Avg. | FG-FGA | Pct. | 3FG-3FGA | Pct. | FT-FTA | Pct. | Off-Def. | Reb-Avg. | PF-DQ | Ast | TO | Blk | Stl | Pts-Avg |
|---------------|-------------|-----------------|---------------|-------------|---------------|-------------|--------------|-------------|---------------|----------------|-------------|-----------|-----------|-----------|-----------|----------------|
| 2006-07 | 29-0 | 291-10.0 | 32-73 | .438 | 21-43 | .488 | 15-27 | .556 | 16-44 | 60-2.1 | 39-0 | 3 | 19 | 6 | 3 | 100-3.4 |
| ACC | 13-0 | 113-8.7 | 15-32 | .469 | 11-19 | .579 | 8-13 | .615 | 7-20 | 27-2.1 | 20-0 | 0 | 9 | 0 | 1 | 49-3.8 |
| 2007-08 | 30-2 | 462-15.4 | 57-128 | .445 | 31-81 | .383 | 17-23 | .739 | 19-79 | 98-3.3 | 60-0 | 16 | 21 | 12 | 7 | 162-5.4 |
| ACC | 16-2 | 256-16.0 | 32-75 | .427 | 18-45 | .400 | 9-14 | .643 | 14-44 | 58-3.6 | 26-0 | 11 | 11 | 3 | 4 | 91-5.7 |
| CAREER | 59-2 | 753-12.8 | 89-201 | .443 | 52-124 | .419 | 32-50 | .640 | 35-123 | 158-2.7 | 99-0 | 19 | 40 | 18 | 10 | 262-4.4 |
| ACC | 29-2 | 369-12.7 | 47-107 | .439 | 29-64 | .453 | 17-27 | .630 | 21-64 | 85-2.9 | 46-0 | 11 | 20 | 3 | 5 | 140-4.8 |

VIRGINIA TEAM AND INDIVIDUAL HIGHS FOR THE 2007-08 SEASON:

| TEAM | | INDIVIDUAL | |
|------------|--------------------------------|------------------------|---|
| Points: | 100 vs. Penn (100-85) | Points: | 41 Sean Singletary (Miami) |
| FG Att: | 78 vs. Georgia Tech #1(29-78) | FG Att: | 25 Sean Singletary (12-25, Miami) |
| FG Made: | 37 vs. Howard (37-75) | FG Made: | 12 Sean Singletary (12-21, VT #1; 12-25, Miami) |
| FG %: | 54.7 vs. Vermont (29-53) | FG %: ⁽¹⁾ | 100.0 Calvin Baker (6-6, Northwestern) |
| 3-FG Att: | 36 vs. Georgia Tech#1 (12-36) | 3-FG Att: | 11 Adrian Joseph (3-11, Virginia Tech #1) |
| 3-FG Made: | 16 vs. Northwestern (16-32) | 3-FG Made: | 6 Mamadi Diane (6-9, Northwestern) |
| 3-FG %: | 57.1 vs. Arizona (12-21) | 3-FG %: ⁽²⁾ | 100.0 Calvin Baker (4-4, Northwestern) |
| FT Att: | 34 vs. Vermont (23-34) | FT Att: | 14 Sean Singletary (11-14, VT #2; 13-14, Miami) |
| FT Made: | 26 vs. Miami (26-30) | FT Made: | 13 Sean Singletary (13-14, Miami) |
| FT %: | 87.5 vs. Northwestern (14-16) | FT %: ⁽¹⁾ | 100.0 Sean Singletary (11-11, Arizona) |
| Rebounds: | 56 vs. Penn | Rebounds: | 16 Adrian Joseph (Seton Hall) |
| Assists: | 24 vs. Howard | Assists: | 10 Sean Singletary (Northwestern, Boston College, GT #3 & Old Dominion) |
| Turnovers: | 21 vs. Penn, Longwood, Hampton | Turnovers: | 8 Sean Singletary (Drexel) |
| Blocks: | 8 vs. Richmond | Blocks: | 3 Mamadi Diane (Arizona), Mike Scott (Duke #2 & Richmond) |
| Steals: | 16 vs. NC State | Steals: | 7 Sean Singletary (NC State) |
| Fouls: | 30 vs. Penn, Virginia Tech #2 | | |

OPPONENT TEAM AND INDIVIDUAL HIGHS FOR THE 2007-08 SEASON:

| TEAM | | INDIVIDUAL | |
|------------|---|--------------------------|---|
| Points: | 108 by Xavier (108-70) | Points: | 34 Jack McClinton (Miami) |
| FG Att: | 70 by Hartford (25-70), VT #1 (25-70) | FG Att: | 24 Tyrese Rice (11-24, Boston College) |
| FG Made: | 37 by Xavier (37-58) | FG Made: | 12 K. C. Rivers (12-19, Clemson) |
| FG%: | 63.8 by Xavier (37-58) | FG %: ⁽¹⁾ | 83.3 Kevin Estes (5-6, Hartford), Jason Love (5-6, Xavier), Maurice Miller (5-6, GT #3), Frank Hassell (5-6, ODU) |
| 3-FG Att: | 39 by Hartford (10-39) | 3-FG Att: | 12 Jack McClinton (7-12, Miami) |
| 3-FG Made: | 16 by Xavier (16-26), Clemson (16-26) | 3-FG Made: | 8 K.C. Rivers (8-11, Clemson) |
| 3-FG %: | 61.5 by Xavier (16-26), Clemson (16-26) | 3-FG %: ⁽²⁾ : | 80.0 B. J. Raymond (4-5, Xavier), Maurice Miller (4-5, GT #3) |
| FT Att: | 40 by Penn (27-40) | FT Att: | 14 Deron Washington (9-14, Virginia Tech #2) |
| FT Made: | 27 by Penn (27-40) | FT Made: | 9 Deron Washington (9-14, Virginia Tech #2) |
| FT %: | 90.9 by Syracuse (10-11) | FT %: ⁽¹⁾ | 100.0 Jonny Flynn (6-6, Syracuse) |
| Rebounds: | 47 by Virginia Tech #1 | Rebounds: | 14 Paul Harris (Syracuse) |
| Assists: | 27 by Xavier | Assists: | 11 Cliff Hammonds (Clemson) |
| Turnovers: | 25 by NC State | Turnovers: | 8 Randy Hampton (Howard) |
| Blocks: | 8 by Wake Forest | Blocks: | 4 Tyrelle Blair (Boston College), Gaston Moliva (Richmond) |
| Steals: | 12 by Duke#1 | Steals: | 6 Toney Douglas (Florida State) |
| Fouls: | 26 by Hartford | | |

VIRGINIA AND OPPONENT TEAM LOWS FOR THE 2007-08 SEASON:

| VIRGINIA | | OPPONENT | |
|------------|---|------------|--|
| Points: | 51 vs. Clemson (82-51) | Points: | 52 by Northwestern (94-52) |
| FG Att: | 47 vs. Richmond (22-47) | FG Att: | 46 by NC State (19-46) |
| FG Made: | 19 vs. VT #2 (19-53), Clem (19-49) | FG Made: | 17 by Longwood (17-60) |
| FG %: | 32.8 vs. Seton Hall (20-61) | FG %: | 28.3 by Longwood (17-60) |
| 3-FG Att: | 14 vs. Duke #1(4-14), Clemson (4-14) | 3-FG Att: | 14 by Virginia Tech #2 (3-14), Old Dominion (6-14) |
| 3-FG Made: | 4 vs. Duke#1 (4-14), Clemson (4-14), Wake Forest (4-19), GT #2 (4-19) | 3-FG Made: | 3 by Virginia Tech #2 (3-14) |
| 3-FG %: | 21.1 vs. Wake Forest (4-19), GT #2 (4-19) | 3-FG %: | 20.0 by Georgia Tech #2 (4-20) |
| FT Att: | 10 vs. Florida State (7-10) | FT Att: | 6 by Howard (4-6), Clemson (2-6) |
| FT Made: | 5 vs. Syracuse (5-11) | FT Made: | 2 by Clemson (2-6) |
| FT %: | 45.5 vs. Syracuse (5-11) | FT %: | 26.7 by Northwestern (4-15) |
| Rebounds: | 27 vs. Arizona, Clemson | Rebounds: | 23 by Howard |
| Assists: | 7 vs. Clemson, WF, Richmond | Assists: | 9 by Seton Hall, Virginia Tech #2 |
| Turnovers: | 6 vs. Boston College | Turnovers: | 6 by Seton Hall, Miami |
| Blocks: | 0 vs. BC, FSU, MD#1, WF | Blocks: | 0 by Northwestern, Elon |
| Steals: | 0 vs. Seton Hall | Steals: | 1 by Boston College |
| Fouls: | 9 vs. Maryland #2 | Fouls: | 13 by Howard |

(1) - Min. 5 made; (2) Min. 3 made

The Cavaliers' Record in 2007-08 when UVa...

| | |
|--|-------|
| leads at halftime | 12-5 |
| trails at halftime | 4-10 |
| tied at halftime | 1-0 |
| goes into overtime..... | 0-3 |
| leads by 10 or more points | 14-3 |
| trails by 10 or more points | 3-12 |
| shoots 50% or better..... | 6-0 |
| shoots less than 50%..... | 11-15 |
| shoots less than 45%..... | 6-12 |
| shoots less than 40 %..... | 2-9 |
| opponent shoots 50% or better..... | 1-9 |
| opponent shoots less than 50% | 16-6 |
| opponent shoots less than 45% | 13-5 |
| opponent shoots less than 40% | 5-3 |
| has higher FG% than opponent..... | 14-1 |
| has lower FG% than opponent..... | 3-14 |
| has same FG% as opponent | 0-0 |
| outrounds its opponent | 15-6 |
| is outrebounded by opponent..... | 1-9 |
| has same rebounds as opponent | 1-0 |
| has more offensive rebounds than opponent..... | 13-10 |
| has fewer offensive rebounds than opponent | 4-4 |
| has same offensive rebounds as opponent..... | 0-1 |
| has fewer turnovers than opponent | 8-6 |
| has more turnovers than opponent | 9-9 |
| has same turnovers as opponent | 0-0 |
| has fewer than 10 turnovers..... | 3-2 |
| opponent has fewer than 10 turnovers | 0-3 |
| shoots more FTs than opponent..... | 13-5 |
| shoots fewer FTs than opponent..... | 4-9 |
| shoots the same FTs as opponent..... | 0-1 |
| has game decided by 10 points or less | 6-8 |
| has game decided by 5 points or less | 5-5 |
| scores <60 points | 0-1 |
| scores 60-69 points..... | 1-7 |
| scores 70-79 points..... | 8-5 |
| scores 80-89 points..... | 2-1 |
| scores 90+ points | 6-1 |
| allows <60 points | 5-0 |
| allows 60-69 points..... | 4-1 |
| allows 70-79 points..... | 7-5 |
| allows 80-89 points..... | 1-5 |
| allows 90+ points | 0-4 |

Virginia in its 17 wins

| | |
|--|-------------------|
| UVa's field goal percentage | 47.0 (478-1018) |
| UVa's free throw percentage | 71.9 (294-409) |
| UVa's 3-point field goal percentage..... | 40.5 (151-373) |
| UVa's offensive rebounds/game | 13.5 (229) |
| UVa's rebounds/game..... | 41.3 (702) |
| UVa's rebound margin/game | +10.8 (41.3-30.5) |
| UVa's assists/game | 15.5 (263) |
| UVa's turnovers/game..... | 14.6 (248) |
| UVa's points/game | 82.4 (1401) |
| Opponent's field goal percentage | 41.4 (409-989) |
| Opponent's points/game | 66.8 (1135) |
| Opponent's turnovers/game..... | 15.0 (255) |
| Opponent's free throw attempts/game..... | 18.2 (309) |

Virginia in its 15 losses

| | |
|--|------------------|
| UVa's field goal percentage | 39.5 (367-928) |
| UVa's free throw percentage | 70.0 (203-290) |
| UVa's 3-point field goal percentage..... | 32.2 (112-348) |
| UVa's offensive rebounds/game | 13.4 (201) |
| UVa's rebounds/game..... | 36.6 (549) |
| UVa's rebound margin/game | -0.8 (36.6-37.4) |
| UVa's assists/game | 11.1 (166) |
| UVa's turnovers/game..... | 13.6 (204) |
| UVa's points/game | 69.9 (1049) |
| Opponent's field goal percentage | 48.7 (440-904) |
| Opponent's points/game | 82.6 (1239) |
| Opponent's turnovers/game..... | 12.2 (183) |
| Opponent's free throw attempts/game..... | 21.0 (315) |

VIRGINIA'S LEADING PERFORMERS in 2007-08

| Opponent | Points | Rebounds | Assists | Score |
|----------------|------------------------------|---|----------------------------|------------|
| Vermont | Joseph (19), Singletary (19) | Diane (8) | Singletary (6) | 90-72 |
| Howard | Singletary (23) | Baker (8) | Singletary (8) | 92-53 |
| Arizona | Singletary (24) | Mikalaukas (6) | Singletary (8) | 75-72 |
| Drexel | Singletary (24) | Joseph (11) | Singletary (5) | 72-58 |
| Pennsylvania | Joseph (23) | Scott (13) | Baker (5) | 100-85 |
| Seton Hall | Singletary (23) | Joseph (16) | Singletary (7) | 60-74 |
| Northwestern | Diane (22) | Diane (7) | Singletary (10) | 94-52 |
| Syracuse | Joseph (19) | Joseph (13) | Singletary (9) | 68-70 |
| Longwood | Singletary (21) | Scott (11) | Singletary (8) | 76-57 |
| Hampton | Joseph (19) | Meyinsse (9) | Singletary (4) | 79-65 |
| Elon | Singletary (20) | Scott (9) | Singletary (8) | 91-61 |
| Hartford | Diane (20) | Joseph (12) | Singletary (4), Baker (4) | 78-70 |
| Xavier | Singletary (14) | Scott (6) | Singletary (7) | 70-108 |
| Duke | Singletary (18) | Joseph (9) | Singletary (4) | 65-87 |
| Virginia Tech | Singletary (34) | Singletary (10) | Baker (3), Singletary (3) | 69-70 (ot) |
| Boston College | Diane (20) | Pettinella (8) | Singletary (10) | 84-66 |
| Florida State | Diane (21) | Joseph (8) | Singletary (7) | 67-69 |
| Georgia Tech | Baker (16), Diane (16) | Joseph (9), Scott (9) | Singletary (8) | 82-92 (ot) |
| Maryland | Singletary (23) | Scott (12) | Diane (4) | 75-85 |
| Virginia Tech | Singletary (26) | Joseph (8) | Baker (4) | 65-72 (ot) |
| Clemson | Joseph (19) | Scott (7) | Singletary (2), Tucker (2) | 51-82 |
| Wake Forest | Singletary (21) | Pettinella (11) | Singletary (3) | 64-80 |
| North Carolina | Singletary (27) | Diane (7) | Singletary (7) | 74-75 |
| Boston College | Diane (20) | Scott (12) | Baker (5) | 79-74 |
| NC State | Singletary (21) | Baker (6) | Singletary (6) | 78-60 |
| Miami | Singletary (41) | Mikalaukas (13) | Singletary (3) | 93-95 |
| Georgia Tech | Singletary (17) | Baker (7), Mikalaukas (7) | Singletary (6) | 76-74 |
| Duke | Singletary (18) | Tucker (8) | Singletary (7) | 70-86 |
| Maryland | Singletary (27) | Joseph (6), Singletary (6), Tucker (6) | Singletary (8) | 91-76 |
| Georgia Tech | Singletary (20) | Singletary (5) | Singletary (10) | 76-94 |
| Richmond | Singletary (18) | Diane (5), Tucker (5) | Singletary (3) | 66-64 |
| Old Dominion | Singletary (22) | Tucker (6) | Singletary (10) | 80-76 |

Additional team information

Led in scoring: Singletary (22), Diane (6), Joseph (5), Baker (1)

Led in rebounding: Joseph (9), Scott (8), Diane (4), Tucker (4), Baker (3), Mikalaukas (3), Singletary (3), Pettinella (2), Meyinsse (1)

Led in assists: Singletary (28), Baker (5), Diane (1), Tucker (1)

Forty-point or more games (1): Singletary (1)

Thirty-point or more games (2): Singletary (2)

Twenty-point or more games (22): Singletary (16), Diane (5), Joseph (1)

Double figure scoring (107): Singletary (32), Diane (21), Baker (15), Joseph (14), Tucker (7), Mikalaukas (6), Scott (5), Jones (4), Meyinsse (1), Pettinella (1), Tat (1)

Double figure rebounds (12): Joseph (5), Scott (4), Mikalaukas (1), Pettinella (1), Singletary (1)

Double figure assists (4): Singletary (4)

"Double-Doubles" (14): Joseph (5), Singletary (5), Scott (2), Mikalaukas (1), Pettinella (1)

Largest halftime lead: 25 vs. Northwestern (Nov. 27) (54-29)

Largest halftime deficit: 31 vs. Xavier (Jan. 3) (61-30)

Largest halftime deficit overcome to gain victory: 8 vs. Old Dominion (March 24) (37-29)

Largest halftime lead surrendered in a loss: 10 vs. Georgia Tech (Jan. 27) (48-38)

Largest deficit overcome to gain victory: 12 vs. Richmond (March 18) (Richmond led 61-49 with 8:41 left in the game)

Largest lead surrendered in a loss: 13 vs. Georgia Tech (Jan. 27) (UVa led 48-35 with 1:31 left in first half)

Largest deficit at any time: 43 at Xavier (Jan. 3) (Xavier led 83-40 with 12:31 left in 2nd half)

Largest lead at any time: 45 vs. Northwestern (Nov. 27) (UVa led 94-49 with 2:04 left in 2nd half)

Most consecutive points scored: 19 vs. Howard (Nov. 14)

Most consecutive points scored by opponent: 15 at Xavier (Jan. 3), 15 vs. North Carolina (Feb. 12), 15 vs. Duke (March 5)

The Automated ScoreBook
Virginia Season Schedule/Results & Leaders (as of Mar 24, 2008)
All games

| | | | | |
|----------------------------|----------------|---------------|--------------|----------------|
| RECORD: | OVERALL | HOME | AWAY | NEUTRAL |
| ALL GAMES..... | (17-15) | (13-6) | (4-7) | (0-2) |
| CONFERENCE..... | (5-11) | (3-5) | (2-6) | (0-0) |
| NON-CONFERENCE..... | (12-4) | (10-1) | (2-1) | (0-2) |

| DATE | TIME | OPPONENT | | SCORE | ATTEND | HIGH POINTS | HIGH REBOUNDS |
|----------|--------------|---------------------|-----|--------|--------|--|---|
| 11/11/07 | 2 p.m. | VERMONT | W | 90-72 | 11893 | (19)Adrian Joseph (19)Sean Singletary | (8)Mamadi Diane |
| 11/14/07 | 7 p.m. | HOWARD | W | 92-53 | 11162 | (23)Sean Singletary | (8)Calvin Baker |
| 11/17/07 | 8:30 p.m. MT | at Arizona | W | 75-72 | 14602 | (24)Sean Singletary | (6)Laurynas Mikalauskas |
| 11/20/07 | 8 p.m. | DREXEL | W | 72-58 | 10975 | (24)Sean Singletary | (11)Adrian Joseph |
| 11/23/07 | 9:30 | at Penn | W | 100-85 | | (23)Adrian Joseph | (13)Mike Scott |
| 11/24/07 | 9:40 p.m. | vs Seton Hall | L | 60-74 | 3871 | (23)Sean Singletary | (16)Adrian Joseph |
| 11/27/07 | 7 p.m. | NORTHWESTERN | W | 94-52 | 12609 | (22)Mamadi Diane | (7)Mamadi Diane |
| 12/05/07 | 7:30 p.m. | SYRACUSE | L | 68-70 | 13603 | (19)Adrian Joseph | (13)Adrian Joseph |
| 12/07/07 | 7 p.m. | LONGWOOD | W | 76-57 | 11366 | (21)Sean Singletary | (11)Mike Scott |
| 12/19/07 | 7 p.m. | HAMPTON | W | 79-65 | 10516 | (19)Adrian Joseph | (9)Jerome Meyinsse |
| 12/22/07 | 2 p.m. | ELON | W | 91-61 | 11626 | (20)Sean Singletary | (9)Mike Scott |
| 12/30/07 | 3 p.m. | HARTFORD | W | 78-70 | 11647 | (20)Mamadi Diane | (12)Adrian Joseph |
| 01/03/08 | 8:00 PM | at Xavier | L | 70-108 | 10073 | (14)Sean Singletary | (6)Mike Scott |
| 01/13/08 | 8:08 PM | * at Duke | L | 65-87 | 9314 | (18)Sean Singletary | (9)Adrian Joseph |
| 01/16/08 | 7 p.m. | * VIRGINIA TECH | LOT | 69-70 | 14433 | (34)Sean Singletary | (10)Sean Singletary |
| 01/19/08 | 8 p.m. | * BOSTON COLLEGE | W | 84-66 | 14039 | (20)Mamadi Diane | (8)Ryan Pettinella |
| 01/23/08 | 7:00 pm | * at Florida State | L | 67-69 | 7314 | (21)Mamadi Diane | (8)Adrian Joseph |
| 01/27/08 | 4:30 p.m. | * GEORGIA TECH | LOT | 82-92 | 14138 | (16)Calvin Baker (16)Mamadi Diane | (9)Mike Scott (9)Adrian Joseph |
| 1/30/08 | 7:00 p.m. | * at Maryland | L | 75-85 | 17950 | (23)Sean Singletary | (12)Mike Scott |
| 02/02/08 | 1:00 PM | * at Virginia Tech | LOT | 65-72 | 9847 | (26)Sean Singletary | (8)Adrian Joseph |
| 02/07/08 | 7 p.m. | * CLEMSON | L | 51-82 | 13929 | (19)Adrian Joseph | (7)Mike Scott |
| 02/09/08 | 3:30 p.m. | * at Wake Forest | L | 64-80 | 14179 | (21)Sean Singletary | (11)Ryan Pettinella |
| 02/12/08 | 8 p.m. | * NORTH CAROLINA | L | 74-75 | 13765 | (27)Sean Singletary | (7)Mamadi Diane |
| 2-17-08 | 1 p.m. | * at Boston College | W | 79-74 | 7154 | (20)Mamadi Diane | (12)Mike Scott |
| 02/24/08 | 4:30 p.m. | * NC STATE | W | 78-60 | 13630 | (21)Sean Singletary | (6)Calvin Baker |
| 3/1/08 | 2:38 p.m. | * at Miami (Fla.) | L | 93-95 | 6128 | (41)Sean Singletary | (13)Laurynas Mikalauskas |
| 3/3/08 | 7 p.m. | * at Georgia Tech | W | 76-74 | 9191 | (17)Sean Singletary | (7)Laurynas Mikalauskas (7)Calvin Baker |
| 03/05/08 | 7 p.m. | * DUKE | L | 70-86 | 14273 | (18)Sean Singletary | (8)Jamil Tucker |
| 03/09/08 | 7:30 p.m. | * MARYLAND | W | 91-76 | 14154 | (27)Sean Singletary | (6)Sean Singletary (6)Adrian Joseph (6)Jamil Tucker |
| 03/13/08 | 7:00PM | vs Georgia Tech | L | 76-94 | 20035 | (20)Sean Singletary | (5)Sean Singletary |
| 03/18/08 | 7 p.m. | RICHMOND | W | 66-64 | 4022 | (18)Sean Singletary | (5)Jamil Tucker (5)Mamadi Diane |
| 03/24/08 | 7 p.m. | OLD DOMINION | W | 80-76 | 6460 | (22)Sean Singletary | (6)Jamil Tucker |

* = Conference game

| ATTENDANCE SUMMARY | GAMES | TOTALS | AVG/GAME |
|--------------------|-------|--------|----------|
| HOME..... | 19 | 228240 | 12013 |
| AWAY..... | 11 | 105752 | 9614 |
| NEUTRAL..... | 2 | 23906 | 11953 |
| TOTAL..... | 32 | 357898 | 11184 |

The Automated ScoreBook
Virginia Game-by-Game Points-Rebounds-Assists (as of Mar 24, 2008)
All games

| Opponent | Date | Score | WL | 01 JONES, JEF | 02 FARRAKHAN | 04 BAKER, CAL | 11 MIKALAU SK | 12 TUCKER, JA | 13 ZEGLINSKI | 21 SOROYE, TU | 22 SHERRILL, | 24 DIANE, MAM |
|-------------------|----------|--------|----|------------------|-----------------|------------------|------------------|------------------|-----------------|------------------|-----------------|------------------|
| VERMONT | 11/11/07 | 90-72 | W | 8- 6- 1 | 0- 0- 0 | 11- 1- 0 | 8- 4- 0 | 5- 2- 0 | 0- 1- 1 | DNP | DNP | 10- 8- 1 |
| HOWARD | 11/14/07 | 92-53 | W | 10- 3- 2 | 4- 2- 1 | 11- 8- 5 | 5- 1- 0 | 0- 0- 0 | 2- 1- 5 | DNP | 2- 0- 0 | 14- 2- 1 |
| at Arizona | 11/17/07 | 75-72 | W | 15- 1- 0 | 0- 0- 0 | 5- 0- 4 | 6- 6- 0 | 12- 4- 0 | DNP | DNP | DNP | 9- 1- 1 |
| DREXEL | 11/20/07 | 72-58 | W | 2- 2- 0 | 0- 2- 0 | 11- 1- 1 | 1- 1- 1 | 7- 4- 0 | 0- 1- 3 | DNP | DNP | 11- 2- 0 |
| at Penn | 11/23/07 | 100-85 | W | 2- 0- 1 | 0- 2- 0 | 6- 1- 5 | 8- 2- 1 | 8- 3- 0 | 0- 2- 2 | DNP | 2- 0- 0 | 13- 4- 1 |
| vs Seton Hall | 11/24/07 | 60-74 | L | 4- 2- 0 | DNP | 9- 3- 1 | 3- 3- 1 | 0- 0- 0 | 0- 1- 0 | DNP | DNP | 12- 8- 2 |
| NORTHWESTERN | 11/27/07 | 94-52 | W | 8- 5- 2 | 2- 1- 0 | 16- 2- 1 | 7- 6- 0 | 3- 1- 2 | 2- 2- 2 | DNP | 0- 0- 0 | 22- 7- 3 |
| SYRACUSE | 12/05/07 | 68-70 | L | 4- 1- 1 | DNP | 8- 1- 1 | 3- 1- 0 | DNP | 3- 1- 0 | DNP | DNP | 10- 2- 0 |
| LONGWOOD | 12/07/07 | 76-57 | W | 0- 3- 0 | 0- 0- 0 | 11- 3- 2 | 4- 2- 0 | 0- 0- 1 | 0- 0- 2 | DNP | 3- 0- 0 | 11- 4- 1 |
| HAMPTON | 12/19/07 | 79-65 | W | 6- 2- 2 | 2- 0- 1 | 6- 4- 2 | DNP | 8- 6- 1 | DNP | DNP | DNP | 0- 1- 3 |
| ELON | 12/22/07 | 91-61 | W | 10- 4- 0 | 2- 0- 0 | 7- 3- 6 | DNP | 2- 4- 1 | DNP | DNP | 0- 1- 1 | 9- 0- 1 |
| HARTFORD | 12/30/07 | 78-70 | W | 8- 1- 0 | 0- 1- 1 | 12- 4- 4 | DNP | DNP | DNP | 1- 2- 0 | DNP | 20- 9- 2 |
| at Xavier | 01/03/08 | 70-108 | L | 2- 1- 0 | 3- 1- 0 | 7- 2- 3 | DNP | 2- 1- 0 | DNP | 0- 1- 0 | 0- 2- 0 | 7- 2- 1 |
| at Duke | 01/13/08 | 65-87 | L | 0- 1- 0 | 0- 0- 0 | 13- 4- 2 | DNP | 9- 5- 1 | DNP | DNP | DNP | 11- 6- 1 |
| VIRGINIA TECH | 01/16/08 | 69-70 | OL | 2- 1- 0 | DNP | 5- 0- 3 | DNP | 0- 3- 1 | DNP | DNP | DNP | 8- 9- 2 |
| BOSTON COLLEGE | 01/19/08 | 84-66 | W | 2- 1- 0 | DNP | 15- 4- 1 | DNP | 3- 7- 2 | DNP | DNP | DNP | 20- 5- 2 |
| at Florida State | 01/23/08 | 67-69 | L | 0- 0- 0 | DNP | 7- 0- 3 | DNP | 0- 1- 0 | DNP | DNP | DNP | 21- 5- 0 |
| GEORGIA TECH | 01/27/08 | 82-92 | OL | 0- 0- 1 | 3- 1- 1 | 16- 4- 1 | DNP | 13- 3- 0 | DNP | DNP | DNP | 16- 8- 0 |
| at Maryland | 1/30/08 | 75-85 | L | 0- 1- 1 | 1- 4- 0 | 17- 1- 1 | DNP | 0- 0- 0 | DNP | DNP | DNP | 16- 3- 4 |
| at Virginia Tech | 02/02/08 | 65-72 | OL | 0- 1- 0 | 0- 0- 0 | 0- 2- 4 | DNP | 10- 5- 0 | DNP | DNP | DNP | 8- 4- 0 |
| CLEMSON | 02/07/08 | 51-82 | L | 1- 0- 0 | 0- 1- 0 | 5- 3- 0 | DNP | 3- 0- 2 | DNP | DNP | 0- 0- 0 | 2- 1- 0 |
| at Wake Forest | 02/09/08 | 64-80 | L | 4- 4- 0 | 0- 0- 0 | 3- 4- 2 | DNP | 6- 9- 1 | DNP | DNP | DNP | 9- 6- 1 |
| NORTH CAROLINA | 02/12/08 | 74-75 | L | 7- 2- 0 | DNP | 10- 3- 1 | 4- 1- 0 | 5- 2- 0 | DNP | DNP | DNP | 9- 7- 2 |
| at Boston College | 2-17-08 | 79-74 | W | 4- 2- 4 | DNP | 7- 2- 5 | 13- 4- 0 | 3- 1- 1 | DNP | DNP | DNP | 20- 4- 1 |
| NC STATE | 02/24/08 | 78-60 | W | 9- 0- 1 | DNP | 15- 6- 1 | 2- 2- 3 | 5- 1- 0 | DNP | DNP | DNP | 9- 4- 0 |
| at Miami (Fla.) | 3/1/08 | 93-95 | L | 0- 1- 0 | DNP | 5- 0- 1 | 16-13- 0 | 14- 3- 2 | DNP | DNP | DNP | 1- 1- 1 |
| at Georgia Tech | 3/3/08 | 76-74 | W | 4- 2- 1 | DNP | 10- 7- 4 | 15- 7- 0 | 2- 4- 0 | DNP | DNP | DNP | 10- 6- 0 |
| DUKE | 03/05/08 | 70-86 | L | 3- 4- 0 | DNP | 15- 1- 4 | 10- 4- 0 | 5- 8- 0 | DNP | DNP | DNP | 12- 2- 0 |
| MARYLAND | 03/09/08 | 91-76 | W | 0- 0- 0 | DNP | 11- 5- 1 | 11- 4- 3 | 13- 6- 1 | DNP | DNP | DNP | 12- 5- 1 |
| vs Georgia Tech | 03/13/08 | 76-94 | L | 7- 3- 0 | 0- 0- 0 | 0- 1- 4 | 8- 2- 0 | 3- 4- 0 | DNP | DNP | DNP | 18- 3- 0 |
| RICHMOND | 03/18/08 | 66-64 | W | 1- 0- 0 | 0- 0- 1 | 4- 0- 2 | 2- 0- 0 | 10- 5- 0 | DNP | DNP | DNP | 15- 5- 0 |
| OLD DOMINION | 03/24/08 | 80-76 | W | 10- 1- 0 | DNP | 4- 4- 4 | 10- 4- 1 | 11- 6- 0 | DNP | DNP | DNP | 14- 4- 2 |

| Opponent | Date | Score | WL | 30 JOSEPH, AD | 31 BURNS, AND | 32 SCOTT, MIK | 34 PETTINELL | 43 HARRIS, WI | 44 SINGLETAR | 45 TAT, SOLOM | 55 MEYINSE, |
|-------------------|----------|--------|----|------------------|------------------|------------------|-----------------|------------------|-----------------|------------------|----------------|
| VERMONT | 11/11/07 | 90-72 | W | 19- 6- 3 | 0- 2- 0 | 2- 1- 0 | 4- 5- 2 | 0- 0- 0 | 19- 5- 6 | DNP | 4- 2- 0 |
| HOWARD | 11/14/07 | 92-53 | W | 5- 5- 1 | 0- 0- 0 | 7- 6- 1 | 5- 5- 0 | 2- 6- 0 | 23- 4- 8 | DNP | 2- 1- 0 |
| at Arizona | 11/17/07 | 75-72 | W | 4- 3- 1 | DNP | DNP | 0- 4- 0 | 0- 0- 0 | 24- 4- 8 | DNP | DNP |
| DREXEL | 11/20/07 | 72-58 | W | 11-11- 1 | DNP | 5- 5- 0 | 0- 4- 0 | DNP | 24- 7- 5 | DNP | 0- 1- 0 |
| at Penn | 11/23/07 | 100-85 | W | 23-11- 0 | 0- 1- 1 | 10-13- 1 | 6- 2- 0 | 6- 3- 1 | 16- 2- 4 | DNP | 0- 1- 0 |
| vs Seton Hall | 11/24/07 | 60-74 | L | 6-16- 1 | DNP | 1- 4- 0 | 0- 2- 0 | 2- 1- 0 | 23- 7- 7 | DNP | DNP |
| NORTHWESTERN | 11/27/07 | 94-52 | W | 8- 5- 0 | 2- 0- 0 | 8- 4- 0 | 0- 2- 0 | 0- 4- 0 | 14- 2-10 | DNP | 2- 1- 0 |
| SYRACUSE | 12/05/07 | 68-70 | L | 19-13- 2 | DNP | 4- 6- 0 | 0- 1- 0 | 7- 2- 0 | 10- 5- 9 | DNP | DNP |
| LONGWOOD | 12/07/07 | 76-57 | W | 13-10- 1 | 0- 0- 1 | 9-11- 1 | DNP | 4- 8- 0 | 21- 2- 8 | DNP | 0- 3- 0 |
| HAMPTON | 12/19/07 | 79-65 | W | 19- 3- 1 | DNP | 15- 6- 0 | DNP | 2- 3- 1 | 12- 4- 4 | DNP | 9- 9- 1 |
| ELON | 12/22/07 | 91-61 | W | 16- 2- 2 | 0- 0- 0 | 6- 9- 0 | DNP | 7- 5- 0 | 20- 5- 8 | DNP | 12- 2- 1 |
| HARTFORD | 12/30/07 | 78-70 | W | 15-12- 0 | DNP | 5- 4- 1 | 0- 0- 0 | 2- 1- 0 | 12- 4- 4 | 0- 0- 1 | 3- 7- 0 |
| at Xavier | 01/03/08 | 70-108 | L | 6- 3- 2 | 1- 1- 0 | 10- 6- 0 | 0- 0- 0 | 6- 4- 0 | 14- 3- 7 | 12- 2- 1 | 0- 0- 0 |
| at Duke | 01/13/08 | 65-87 | L | 3- 9- 1 | DNP | 2- 3- 0 | 9- 2- 0 | 0- 0- 0 | 18- 0- 4 | 0- 2- 0 | 0- 1- 0 |
| VIRGINIA TECH | 01/16/08 | 69-70 | OL | 11- 8- 0 | DNP | 3- 5- 0 | 6- 2- 0 | DNP | 34-10- 3 | 0- 0- 0 | 0- 1- 0 |
| BOSTON COLLEGE | 01/19/08 | 84-66 | W | 17- 5- 0 | DNP | 2- 3- 0 | 4- 8- 0 | DNP | 19- 2-10 | DNP | 2- 3- 0 |
| at Florida State | 01/23/08 | 67-69 | L | 17- 8- 1 | DNP | 5- 3- 0 | 2- 3- 0 | 0- 1- 0 | 11- 3- 7 | 0- 0- 0 | 4- 3- 0 |
| GEORGIA TECH | 01/27/08 | 82-92 | OL | 13- 9- 3 | DNP | 9- 9- 0 | 1- 2- 0 | DNP | 11- 4- 8 | 0- 0- 0 | 0- 1- 0 |
| at Maryland | 1/30/08 | 75-85 | L | 2- 3- 0 | DNP | 6-12- 1 | 2- 0- 0 | 3- 0- 1 | 23- 0- 3 | 3- 2- 0 | 2- 0- 0 |
| at Virginia Tech | 02/02/08 | 65-72 | OL | 8- 8- 3 | DNP | 9- 3- 0 | 4- 1- 0 | DNP | 26- 5- 2 | DNP | 0- 0- 0 |
| CLEMSON | 02/07/08 | 51-82 | L | 19- 6- 1 | 0- 0- 0 | 1- 7- 1 | 0- 1- 0 | DNP | 14- 4- 2 | 4- 1- 1 | 2- 1- 0 |
| at Wake Forest | 02/09/08 | 64-80 | L | 4- 3- 0 | DNP | 3- 3- 0 | 12-11- 0 | DNP | 21- 1- 3 | DNP | 2- 2- 0 |
| NORTH CAROLINA | 02/12/08 | 74-75 | L | 8- 5- 1 | DNP | 4- 1- 0 | 0- 6- 1 | DNP | 27- 6- 7 | DNP | DNP |
| at Boston College | 2-17-08 | 79-74 | W | 5- 1- 2 | DNP | 11-12- 1 | 0- 2- 0 | DNP | 16- 5- 4 | DNP | DNP |
| NC STATE | 02/24/08 | 78-60 | W | 9- 4- 0 | DNP | 5- 3- 0 | 3- 4- 0 | DNP | 21- 2- 6 | DNP | 0- 2- 0 |
| at Miami (Fla.) | 3/1/08 | 93-95 | L | 0- 1- 0 | DNP | 6- 6- 2 | 2- 1- 0 | DNP | 41- 9- 3 | 6- 3- 1 | 2- 0- 0 |
| at Georgia Tech | 3/3/08 | 76-74 | W | 5- 4- 0 | DNP | 9- 4- 0 | 0- 1- 1 | DNP | 17- 1- 6 | 4- 3- 1 | 0- 2- 0 |
| DUKE | 03/05/08 | 70-86 | L | 3- 2- 0 | DNP | 2- 3- 1 | 0- 3- 1 | DNP | 18- 1- 7 | 2- 2- 0 | DNP |
| MARYLAND | 03/09/08 | 91-76 | W | 13- 6- 0 | DNP | 4- 3- 0 | 0- 0- 0 | DNP | 27- 6- 8 | DNP | 0- 1- 0 |
| vs Georgia Tech | 03/13/08 | 76-94 | L | 3- 0- 0 | DNP | 10- 3- 1 | 7- 4- 0 | DNP | 20- 5-10 | 0- 0- 0 | 0- 1- 0 |
| RICHMOND | 03/18/08 | 66-64 | W | 4- 3- 0 | DNP | 5- 3- 1 | 1- 1- 0 | DNP | 18- 4- 3 | 2- 3- 0 | 4- 4- 0 |
| OLD DOMINION | 03/24/08 | 80-76 | W | 4- 2- 0 | DNP | 0- 3- 2 | 3- 1- 0 | DNP | 22- 3-10 | 2- 1- 0 | DNP |

The Automated ScoreBook
Virginia Team Game-by-Game Comparison (as of Mar 24, 2008)
All games

| Opponent | 1st | 2nd | Score | Mar | Total FG | FG Pct | 3-Pointers | 3FG Pct | Free Throws | FT Pct | Rebounds | Assist | TOver | Block | Steal | Fouls |
|---------------------|-------|-------|--------|------|-------------|-----------|-------------|-----------|-------------|-----------|------------|--------|-------|-------|-------|-------|
| ----- | --/-- | --/-- | ---/-- | --- | ----- | ----- | ----- | ----- | ----- | ----- | ----- | ----- | ----- | ----- | ----- | ----- |
| VERMONT..... | 46/32 | 44/40 | 90-72 | +18 | 29-53/27-65 | .547/.415 | 9-19/ 4-17 | .474/.235 | 23-34/14-17 | .676/.824 | 46/25 +21 | 14/11 | 18/10 | 4/3 | 5/9 | 19/23 |
| HOWARD..... | 41/26 | 51/27 | 92-53 | +39 | 37-75/21-51 | .493/.412 | 12-29/ 7-21 | .414/.333 | 6-13/ 4-6 | .462/.667 | 48/23 +25 | 24/16 | 12/19 | 2/1 | 10/6 | 16/13 |
| Arizona..... | 42/31 | 33/41 | 75-72 | +3 | 25-49/26-54 | .510/.481 | 12-21/ 8-17 | .571/.471 | 13-15/12-14 | .867/.857 | 27/26 +1 | 14/20 | 18/17 | 3/3 | 4/7 | 20/16 |
| DREXEL..... | 31/25 | 41/33 | 72-58 | +14 | 23-60/21-50 | .383/.420 | 8-16/ 6-18 | .500/.333 | 18-22/10-15 | .818/.667 | 44/27 +17 | 11/10 | 16/17 | 1/2 | 5/5 | 16/17 |
| Penn..... | 50/35 | 50/50 | 100-85 | +15 | 34-72/26-56 | .472/.464 | 10-24/ 6-21 | .417/.286 | 22-30/27-40 | .733/.675 | 56/26 +30 | 17/20 | 21/16 | 4/3 | 12/6 | 30/23 |
| Seton Hall..... | 29/40 | 31/34 | 60-74 | (14) | 20-61/25-69 | .328/.362 | 7-28/ 7-23 | .250/.304 | 13-18/17-25 | .722/.680 | 50/43 +7 | 12/9 | 16/6 | 4/3 | 0/8 | 21/16 |
| NORTHWESTERN..... | 54/29 | 40/23 | 94-52 | +42 | 32-62/20-56 | .516/.357 | 16-32/ 8-29 | .500/.276 | 14-16/ 4-15 | .875/.267 | 43/28 +15 | 20/11 | 13/16 | 3/0 | 8/6 | 18/17 |
| SYRACUSE..... | 36/29 | 32/41 | 68-70 | (2) | 26-64/26-59 | .406/.441 | 11-32/ 8-21 | .344/.381 | 5-11/10-11 | .455/.909 | 36/39 (3) | 13/14 | 13/15 | 2/4 | 6/8 | 15/15 |
| LONGWOOD..... | 29/22 | 47/35 | 76-57 | +19 | 25-56/17-60 | .446/.283 | 9-23/10-26 | .391/.385 | 17-25/13-18 | .680/.722 | 49/31 +18 | 17/11 | 21/17 | 2/1 | 4/7 | 18/23 |
| HAMPTON..... | 36/32 | 43/33 | 79-65 | +14 | 25-56/23-63 | .446/.365 | 9-22/ 6-20 | .409/.300 | 20-25/13-22 | .800/.591 | 42/32 +10 | 16/11 | 21/12 | 2/3 | 3/8 | 23/21 |
| ELON..... | 47/34 | 44/27 | 91-61 | +30 | 32-64/22-54 | .500/.407 | 7-24/ 8-24 | .292/.333 | 20-27/ 9-13 | .741/.692 | 38/27 +11 | 20/12 | 9/20 | 1/0 | 8/2 | 15/22 |
| HARTFORD..... | 41/28 | 37/42 | 78-70 | +8 | 24-54/25-70 | .444/.357 | 10-23/10-39 | .435/.256 | 20-33/10-21 | .606/.476 | 51/40 +11 | 13/14 | 19/12 | 5/1 | 8/11 | 20/26 |
| Xavier..... | 30/61 | 40/47 | 70-108 | (38) | 22-58/37-58 | .379/.638 | 6-18/16-26 | .333/.615 | 20-29/18-21 | .690/.857 | 30/32 (2) | 14/27 | 12/13 | 3/5 | 6/6 | 22/22 |
| Duke..... | 31/43 | 34/44 | 65-87 | (22) | 25-59/34-67 | .424/.507 | 4-14/11-31 | .286/.355 | 11-16/ 8-12 | .688/.667 | 34/35 (1) | 9/21 | 18/11 | 2/3 | 3/12 | 17/17 |
| VIRGINIA TECH..... | 38/34 | 25/29 | 69-70 | (1) | 24-63/25-70 | .381/.357 | 9-25/ 8-30 | .360/.267 | 12-18/12-21 | .667/.571 | 39/47 (8) | 9/12 | 14/15 | 2/3 | 6/4 | 20/17 |
| BOSTON COLLEGE..... | 35/35 | 49/31 | 84-66 | +18 | 29-67/24-62 | .433/.387 | 9-26/ 7-24 | .346/.292 | 17-21/11-24 | .810/.458 | 43/43 - | 15/10 | 6/14 | 0/6 | 9/1 | 19/17 |
| Florida State..... | 28/31 | 39/38 | 67-69 | (2) | 25-60/22-50 | .417/.440 | 10-29/ 8-21 | .345/.381 | 7-10/17-24 | .700/.708 | 33/32 +1 | 11/10 | 15/17 | 0/5 | 8/11 | 22/14 |
| GEORGIA TECH..... | 48/38 | 28/38 | 82-92 | (10) | 29-78/33-65 | .372/.508 | 12-36/ 9-22 | .333/.409 | 12-20/17-29 | .600/.586 | 48/40 +8 | 14/20 | 12/10 | 1/6 | 4/3 | 26/19 |
| Maryland..... | 33/43 | 42/42 | 75-85 | (10) | 28-61/27-52 | .459/.519 | 6-21/ 8-24 | .286/.333 | 13-16/23-28 | .813/.821 | 31/30 +1 | 11/18 | 11/9 | 0/5 | 4/2 | 23/16 |
| Virginia Tech..... | 26/25 | 28/29 | 65-72 | (7) | 19-53/22-56 | .358/.393 | 8-21/ 3-14 | .381/.214 | 19-29/25-38 | .655/.658 | 33/43 (10) | 9/9 | 15/12 | 2/4 | 5/4 | 30/24 |
| CLEMSON..... | 24/40 | 27/42 | 51-82 | (31) | 19-49/32-60 | .388/.533 | 4-14/16-26 | .286/.615 | 9-15/ 2-6 | .600/.333 | 27/35 (8) | 7/22 | 18/14 | 3/5 | 3/8 | 12/18 |
| Wake Forest..... | 27/36 | 37/44 | 64-80 | (16) | 22-66/27-56 | .333/.482 | 4-19/10-21 | .211/.476 | 16-25/16-29 | .640/.552 | 49/38 +11 | 7/14 | 16/10 | 0/8 | 5/4 | 22/20 |
| NORTH CAROLINA..... | 31/38 | 43/37 | 74-75 | (1) | 28-74/31-59 | .378/.525 | 9-31/ 6-16 | .290/.375 | 9-11/ 7-12 | .818/.583 | 36/43 (7) | 12/12 | 7/17 | 3/5 | 8/2 | 15/16 |
| Boston College..... | 40/32 | 39/42 | 79-74 | +5 | 27-56/26-60 | .482/.433 | 9-18/ 6-19 | .500/.316 | 16-21/16-24 | .762/.667 | 37/32 +5 | 18/18 | 11/10 | 3/4 | 3/6 | 24/21 |
| NC STATE..... | 38/18 | 40/42 | 78-60 | +18 | 28-59/19-46 | .475/.413 | 5-17/ 9-22 | .294/.409 | 17-27/13-18 | .630/.722 | 31/35 (4) | 11/10 | 9/25 | 1/5 | 16/3 | 17/19 |
| Miami (Fla.)..... | 39/35 | 54/60 | 93-95 | (2) | 30-64/33-61 | .469/.541 | 7-19/11-23 | .368/.478 | 26-30/18-27 | .867/.667 | 39/32 +7 | 10/21 | 7/6 | 1/6 | 2/3 | 23/23 |
| Georgia Tech..... | 38/42 | 38/32 | 76-74 | +2 | 25-66/27-64 | .379/.422 | 4-19/ 4-20 | .211/.200 | 22-29/16-23 | .759/.696 | 46/36 +10 | 13/17 | 14/13 | 1/7 | 8/5 | 26/19 |
| DUKE..... | 31/43 | 39/43 | 70-86 | (16) | 27-58/33-65 | .466/.508 | 6-18/12-27 | .333/.444 | 10-13/ 8-14 | .769/.571 | 32/35 (3) | 13/17 | 14/11 | 4/1 | 3/4 | 13/15 |
| MARYLAND..... | 36/37 | 55/39 | 91-76 | +15 | 31-62/33-67 | .500/.493 | 7-16/ 7-21 | .438/.333 | 22-28/ 3-7 | .786/.429 | 37/33 +4 | 14/17 | 11/14 | 4/1 | 5/4 | 9/21 |
| Georgia Tech..... | 42/44 | 34/50 | 76-94 | (18) | 23-60/33-57 | .383/.579 | 9-23/13-24 | .391/.542 | 21-29/15-18 | .724/.833 | 32/37 (5) | 15/22 | 16/17 | 3/6 | 7/6 | 21/25 |
| RICHMOND..... | 31/33 | 35/31 | 66-64 | +2 | 22-47/23-54 | .468/.426 | 6-14/ 6-18 | .429/.333 | 16-26/12-14 | .615/.857 | 33/25 +8 | 7/14 | 17/10 | 8/6 | 4/7 | 14/16 |
| OLD DOMINION..... | 29/37 | 51/39 | 80-76 | +4 | 30-60/29-57 | .500/.509 | 9-30/ 6-14 | .300/.429 | 11-17/12-18 | .647/.667 | 31/30 +1 | 19/13 | 12/13 | 2/0 | 6/7 | 17/16 |

Note: Game totals are displayed in the format TEAM/OPPONENT for each category

The Automated ScoreBook
Virginia Game-by-Game Highs (as of Mar 24, 2008)
All games

| Opponent | Date | Score | WL | POINTS | REBOUNDS | ASSISTS | STEALS | BLOCKED SHOTS |
|-------------------|----------|--------|----|-----------------------------------|-------------------------------|---------------------------------|--|---|
| VERMONT | 11/11/07 | 90-72 | W | 19-Sean Singleta Adrian Joseph | 8-Mamadi Diane | 6-Sean Singleta | 4-Sean Singleta | 2-Jamil Tucker |
| HOWARD | 11/14/07 | 92-53 | W | 23-Sean Singleta | 8-Calvin Baker | 8-Sean Singleta | 3-Jeff Jones | 1-Jeff Jones Ryan Pettinel |
| at Arizona | 11/17/07 | 75-72 | W | 24-Sean Singleta | 6-Laurynas Mika | 8-Sean Singleta | 1-Adrian Joseph Laurynas Mika Ryan Pettinel Sean Singleta | 3-Mamadi Diane |
| DREXEL | 11/20/07 | 72-58 | W | 24-Sean Singleta | 11-Adrian Joseph | 5-Sean Singleta | 2-Sean Singleta | 1-Jeff Jones |
| at Penn | 11/23/07 | 100-85 | W | 23-Adrian Joseph | 13-Mike Scott | 5-Calvin Baker | 3-Sammy Zeglins Mike Scott | 1-Laurynas Mika Adrian Joseph Mamadi Diane Ryan Pettinel |
| vs Seton Hall | 11/24/07 | 60-74 | L | 23-Sean Singleta | 16-Adrian Joseph | 7-Sean Singleta | None | 2-Mamadi Diane |
| NORTHWESTERN | 11/27/07 | 94-52 | W | 22-Mamadi Diane | 7-Mamadi Diane | 10-Sean Singleta | 3-Adrian Joseph | 1-Sammy Zeglins Adrian Joseph Mamadi Diane |
| SYRACUSE | 12/05/07 | 68-70 | L | 19-Adrian Joseph | 13-Adrian Joseph | 9-Sean Singleta | 2-Calvin Baker Sean Singleta | 1-Mike Scott Mamadi Diane |
| LONGWOOD | 12/07/07 | 76-57 | W | 21-Sean Singleta | 11-Mike Scott | 8-Sean Singleta | 1-Mike Scott Jeff Jones Will Harris Calvin Baker | 1-Mamadi Diane Adrian Joseph |
| HAMPTON | 12/19/07 | 79-65 | W | 19-Adrian Joseph | 9-Jerome Meyins | 4-Sean Singleta | 2-Adrian Joseph | 2-Jamil Tucker |
| ELON | 12/22/07 | 91-61 | W | 20-Sean Singleta | 9-Mike Scott | 8-Sean Singleta | 3-Sean Singleta | 1-Mike Scott |
| HARTFORD | 12/30/07 | 78-70 | W | 20-Mamadi Diane | 12-Adrian Joseph | 4-Sean Singleta Calvin Baker | 3-Mamadi Diane | 2-Mamadi Diane Adrian Joseph |
| at Xavier | 01/03/08 | 70-108 | L | 14-Sean Singleta | 6-Mike Scott | 7-Sean Singleta | 2-Calvin Baker | 2-Mike Scott |
| at Duke | 01/13/08 | 65-87 | L | 18-Sean Singleta | 9-Adrian Joseph | 4-Sean Singleta | 1-Mike Scott Solomon Tat Calvin Baker | 1-Jamil Tucker Mike Scott |
| VIRGINIA TECH | 01/16/08 | 69-70 | OL | 34-Sean Singleta | 10-Sean Singleta | 3-Calvin Baker Sean Singleta | 3-Sean Singleta | 2-Jamil Tucker |
| BOSTON COLLEGE | 01/19/08 | 84-66 | W | 20-Mamadi Diane | 8-Ryan Pettinel | 10-Sean Singleta | 6-Sean Singleta | None |
| at Florida State | 01/23/08 | 67-69 | L | 21-Mamadi Diane | 8-Adrian Joseph | 7-Sean Singleta | 2-Calvin Baker | None |
| GEORGIA TECH | 01/27/08 | 82-92 | OL | 16-Mamadi Diane Calvin Baker | 9-Adrian Joseph Mike Scott | 8-Sean Singleta | 3-Sean Singleta | 1-Mamadi Diane |
| at Maryland | 1/30/08 | 75-85 | L | 23-Sean Singleta | 12-Mike Scott | 4-Mamadi Diane | 2-Calvin Baker | None |
| at Virginia Tech | 02/02/08 | 65-72 | OL | 26-Sean Singleta | 8-Adrian Joseph | 4-Calvin Baker | 1-Calvin Baker Mike Scott Adrian Joseph Jeff Jones Sean Singleta | 1-Mamadi Diane Adrian Joseph |
| CLEMSON | 02/07/08 | 51-82 | L | 19-Adrian Joseph | 7-Mike Scott | 2-Jamil Tucker Sean Singleta | 1-Solomon Tat Mamadi Diane Adrian Joseph | 1-Mike Scott Adrian Joseph Calvin Baker |
| at Wake Forest | 02/09/08 | 64-80 | L | 21-Sean Singleta | 11-Ryan Pettinel | 3-Sean Singleta | 2-Sean Singleta | None |
| NORTH CAROLINA | 02/12/08 | 74-75 | L | 27-Sean Singleta | 7-Mamadi Diane | 7-Sean Singleta | 3-Sean Singleta | 2-Calvin Baker |
| at Boston College | 2-17-08 | 79-74 | W | 20-Mamadi Diane | 12-Mike Scott | 5-Calvin Baker | 2-Mike Scott | 1-Adrian Joseph Laurynas Mika Jeff Jones |

The Automated ScoreBook
 Virginia Game-by-Game Highs (as of Mar 24, 2008)
 All games

| Opponent | Date | Score | WL | POINTS | REBOUNDS | ASSISTS | STEALS | BLOCKED SHOTS |
|-----------------|----------|-------|----|------------------|--|------------------|--|--------------------------------|
| NC STATE | 02/24/08 | 78-60 | W | 21-Sean Singleta | 6-Calvin Baker | 6-Sean Singleta | 7-Sean Singleta | 1-Mamadi Diane |
| at Miami (Fla.) | 3/1/08 | 93-95 | L | 41-Sean Singleta | 13-Laurynas Mika | 3-Sean Singleta | 1-Laurynas Mika Sean Singleta | 1-Mamadi Diane |
| at Georgia Tech | 3/3/08 | 76-74 | W | 17-Sean Singleta | 7-Calvin Baker Laurynas Mika | 6-Sean Singleta | 4-Calvin Baker | 1-Mamadi Diane |
| DUKE | 03/05/08 | 70-86 | L | 18-Sean Singleta | 8-Jamil Tucker | 7-Sean Singleta | 1-Jamil Tucker Mike Scott Mamadi Diane | 3-Mike Scott |
| MARYLAND | 03/09/08 | 91-76 | W | 27-Sean Singleta | 6-Jamil Tucker Adrian Joseph Sean Singleta | 8-Sean Singleta | 1-Mamadi Diane Calvin Baker Sean Singleta Adrian Joseph Jeff Jones | 2-Ryan Pettinel |
| vs Georgia Tech | 03/13/08 | 76-94 | L | 20-Sean Singleta | 5-Sean Singleta | 10-Sean Singleta | 3-Sean Singleta | 2-Jamil Tucker |
| RICHMOND | 03/18/08 | 66-64 | W | 18-Sean Singleta | 5-Mamadi Diane Jamil Tucker | 3-Sean Singleta | 2-Sean Singleta | 3-Mike Scott |
| OLD DOMINION | 03/24/08 | 80-76 | W | 22-Sean Singleta | 6-Jamil Tucker | 10-Sean Singleta | 3-Sean Singleta | 1-Jamil Tucker Mamadi Diane |

The Automated ScoreBook
Virginia Team Game-by-Game (as of Mar 24, 2008)
All games

TEAM STATISTICS

| Opponent | Date | Score | W/L | ---TOTAL--- | | --3-PTRS-- | | FT-FTA | | Pct | | ---REBOUNDS--- | | | | PF | | A | | TO | | Blk | | Stl | | Pts---Avg | |
|-------------------|----------|--------|-----|-------------|------|------------|------|--------|------|-----|-----|----------------|------|----|-----|-----|-----|-----|-----|------|--|-----|--|-----|--|-----------|--|
| | | | | FG-FGA | Pct | 3FG-FGA | Pct | Off | Def | Tot | Avg | PF | A | TO | Blk | Stl | Pts | Avg | | | | | | | | | |
| VERMONT | 11/11/07 | 90-72 | W | 29-53 | .547 | 9-19 | .474 | 23-34 | .676 | 12 | 34 | 46 | 46.0 | 19 | 14 | 18 | 4 | 5 | 90 | 90.0 | | | | | | | |
| HOWARD | 11/14/07 | 92-53 | W | 37-75 | .493 | 12-29 | .414 | 6-13 | .462 | 21 | 27 | 48 | 47.0 | 16 | 24 | 12 | 2 | 10 | 92 | 91.0 | | | | | | | |
| at Arizona | 11/17/07 | 75-72 | W | 25-49 | .510 | 12-21 | .571 | 13-15 | .867 | 7 | 20 | 27 | 40.3 | 20 | 14 | 18 | 3 | 4 | 75 | 85.7 | | | | | | | |
| DREXEL | 11/20/07 | 72-58 | W | 23-60 | .383 | 8-16 | .500 | 18-22 | .818 | 17 | 27 | 44 | 41.2 | 16 | 11 | 16 | 1 | 5 | 72 | 82.2 | | | | | | | |
| at Penn | 11/23/07 | 100-85 | W | 34-72 | .472 | 10-24 | .417 | 22-30 | .733 | 25 | 31 | 56 | 44.2 | 30 | 17 | 21 | 4 | 12 | 100 | 85.8 | | | | | | | |
| vs Seton Hall | 11/24/07 | 60-74 | L | 20-61 | .328 | 7-28 | .250 | 13-18 | .722 | 20 | 30 | 50 | 45.2 | 21 | 12 | 16 | 4 | 0 | 60 | 81.5 | | | | | | | |
| NORTHWESTERN | 11/27/07 | 94-52 | W | 32-62 | .516 | 16-32 | .500 | 14-16 | .875 | 10 | 33 | 43 | 44.9 | 18 | 20 | 13 | 3 | 8 | 94 | 83.3 | | | | | | | |
| SYRACUSE | 12/05/07 | 68-70 | L | 26-64 | .406 | 11-32 | .344 | 5-11 | .455 | 13 | 23 | 36 | 43.8 | 15 | 13 | 13 | 2 | 6 | 68 | 81.4 | | | | | | | |
| LONGWOOD | 12/07/07 | 76-57 | W | 25-56 | .446 | 9-23 | .391 | 17-25 | .680 | 13 | 36 | 49 | 44.3 | 18 | 17 | 21 | 2 | 4 | 76 | 80.8 | | | | | | | |
| HAMPTON | 12/19/07 | 79-65 | W | 25-56 | .446 | 9-22 | .409 | 20-25 | .800 | 14 | 28 | 42 | 44.1 | 23 | 16 | 21 | 2 | 3 | 79 | 80.6 | | | | | | | |
| ELON | 12/22/07 | 91-61 | W | 32-64 | .500 | 7-24 | .292 | 20-27 | .741 | 12 | 26 | 38 | 43.5 | 15 | 20 | 9 | 1 | 8 | 91 | 81.5 | | | | | | | |
| HARTFORD | 12/30/07 | 78-70 | W | 24-54 | .444 | 10-23 | .435 | 20-33 | .606 | 15 | 36 | 51 | 44.2 | 20 | 13 | 19 | 5 | 8 | 78 | 81.2 | | | | | | | |
| at Xavier | 01/03/08 | 70-108 | L | 22-58 | .379 | 6-18 | .333 | 20-29 | .690 | 15 | 15 | 30 | 43.1 | 22 | 14 | 12 | 3 | 6 | 70 | 80.4 | | | | | | | |
| at Duke | 01/13/08 | 65-87 | L | 25-59 | .424 | 4-14 | .286 | 11-16 | .688 | 12 | 22 | 34 | 42.4 | 17 | 9 | 18 | 2 | 3 | 65 | 79.3 | | | | | | | |
| VIRGINIA TECH | 01/16/08 | 69-70 | Lot | 24-63 | .381 | 9-25 | .360 | 12-18 | .667 | 9 | 30 | 39 | 42.2 | 20 | 9 | 14 | 2 | 6 | 69 | 78.6 | | | | | | | |
| BOSTON COLLEGE | 01/19/08 | 84-66 | W | 29-67 | .433 | 9-26 | .346 | 17-21 | .810 | 13 | 30 | 43 | 42.2 | 19 | 15 | 6 | 0 | 9 | 84 | 78.9 | | | | | | | |
| at Florida State | 01/23/08 | 67-69 | L | 25-60 | .417 | 10-29 | .345 | 7-10 | .700 | 14 | 19 | 33 | 41.7 | 22 | 11 | 15 | 0 | 8 | 67 | 78.2 | | | | | | | |
| GEORGIA TECH | 01/27/08 | 82-92 | Lot | 29-78 | .372 | 12-36 | .333 | 12-20 | .600 | 18 | 30 | 48 | 42.1 | 26 | 14 | 12 | 1 | 4 | 82 | 78.4 | | | | | | | |
| at Maryland | 1/30/08 | 75-85 | L | 28-61 | .459 | 6-21 | .286 | 13-16 | .813 | 12 | 19 | 31 | 41.5 | 23 | 11 | 11 | 0 | 4 | 75 | 78.3 | | | | | | | |
| at Virginia Tech | 02/02/08 | 65-72 | Lot | 19-53 | .358 | 8-21 | .381 | 19-29 | .655 | 9 | 24 | 33 | 41.0 | 30 | 9 | 15 | 2 | 5 | 65 | 77.6 | | | | | | | |
| CLEMSON | 02/07/08 | 51-82 | L | 19-49 | .388 | 4-14 | .286 | 9-15 | .600 | 7 | 20 | 27 | 40.4 | 12 | 7 | 18 | 3 | 3 | 51 | 76.3 | | | | | | | |
| at Wake Forest | 02/09/08 | 64-80 | L | 22-66 | .333 | 4-19 | .211 | 16-25 | .640 | 20 | 29 | 49 | 40.8 | 22 | 7 | 16 | 0 | 5 | 64 | 75.8 | | | | | | | |
| NORTH CAROLINA | 02/12/08 | 74-75 | L | 28-74 | .378 | 9-31 | .290 | 9-11 | .818 | 15 | 21 | 36 | 40.6 | 15 | 12 | 7 | 3 | 8 | 74 | 75.7 | | | | | | | |
| at Boston College | 2-17-08 | 79-74 | W | 27-56 | .482 | 9-18 | .500 | 16-21 | .762 | 8 | 29 | 37 | 40.4 | 24 | 18 | 11 | 3 | 3 | 79 | 75.8 | | | | | | | |
| NC STATE | 02/24/08 | 78-60 | W | 28-59 | .475 | 5-17 | .294 | 17-27 | .630 | 8 | 23 | 31 | 40.0 | 17 | 11 | 9 | 1 | 16 | 78 | 75.9 | | | | | | | |
| at Miami (Fla.) | 3/1/08 | 93-95 | L | 30-64 | .469 | 7-19 | .368 | 26-30 | .867 | 14 | 25 | 39 | 40.0 | 23 | 10 | 7 | 1 | 2 | 93 | 76.6 | | | | | | | |
| at Georgia Tech | 3/3/08 | 76-74 | W | 25-66 | .379 | 4-19 | .211 | 22-29 | .759 | 20 | 26 | 46 | 40.2 | 26 | 13 | 14 | 1 | 8 | 76 | 76.6 | | | | | | | |
| DUKE | 03/05/08 | 70-86 | L | 27-58 | .466 | 6-18 | .333 | 10-13 | .769 | 8 | 24 | 32 | 39.9 | 13 | 13 | 14 | 4 | 3 | 70 | 76.3 | | | | | | | |
| MARYLAND | 03/09/08 | 91-76 | W | 31-62 | .500 | 7-16 | .438 | 22-28 | .786 | 11 | 26 | 37 | 39.8 | 9 | 14 | 11 | 4 | 5 | 91 | 76.8 | | | | | | | |
| vs Georgia Tech | 03/13/08 | 76-94 | L | 23-60 | .383 | 9-23 | .391 | 21-29 | .724 | 15 | 17 | 32 | 39.6 | 21 | 15 | 16 | 3 | 7 | 76 | 76.8 | | | | | | | |
| RICHMOND | 03/18/08 | 66-64 | W | 22-47 | .468 | 6-14 | .429 | 16-26 | .615 | 12 | 21 | 33 | 39.4 | 14 | 7 | 17 | 8 | 4 | 66 | 76.5 | | | | | | | |
| OLD DOMINION | 03/24/08 | 80-76 | W | 30-60 | .500 | 9-30 | .300 | 11-17 | .647 | 11 | 20 | 31 | 39.1 | 17 | 19 | 12 | 2 | 6 | 80 | 76.6 | | | | | | | |

| | | | | | | | | | | | | | | | | | | |
|-----------|------|----------|------|---------|------|---------|------|-----|-----|------|------|-----|-----|-----|-----|-----|------|------|
| Virginia | 2450 | 845-1946 | .434 | 263-721 | .365 | 497-699 | .711 | 430 | 821 | 1251 | 39.1 | 623 | 429 | 452 | 76 | 188 | 2450 | 76.6 |
| Opponents | 2374 | 849-1893 | .448 | 264-719 | .367 | 412-624 | .660 | 327 | 753 | 1080 | 33.8 | 607 | 483 | 438 | 115 | 185 | 2374 | 74.2 |

Games played: 32
Points/game: 76.6
FG Pct: 43.4
3FG Pct: 36.5
FT Pct: 71.1

Rebounds/game: 39.1
Assists/game: 13.4
Turnovers/game: 14.1
Assist/turnover ratio: 0.9
Steals/game: 5.9
Blocks/game: 2.4

The Automated ScoreBook
 Virginia Overall Team Statistics (as of Mar 24, 2008)
 All games

| TEAM STATISTICS | VA | OPP | | |
|-------------------------|----------|----------|------|--------|
| SCORING..... | 2450 | 2374 | | |
| Points per game..... | 76.6 | 74.2 | | |
| Scoring margin..... | +2.4 | - | | |
| FIELD GOALS-ATT..... | 845-1946 | 849-1893 | | |
| Field goal pct..... | .434 | .448 | | |
| 3 POINT FG-ATT..... | 263-721 | 264-719 | | |
| 3-point FG pct..... | .365 | .367 | | |
| 3-pt FG made per game.. | 8.2 | 8.3 | | |
| FREE THROWS-ATT..... | 497-699 | 412-624 | | |
| Free throw pct..... | .711 | .660 | | |
| REBOUNDS..... | 1251 | 1080 | | |
| Rebounds per game..... | 39.1 | 33.8 | | |
| Rebounding margin..... | +5.3 | - | | |
| ASSISTS..... | 429 | 483 | | |
| Assists per game..... | 13.4 | 15.1 | | |
| TURNOVERS..... | 452 | 438 | | |
| Turnovers per game..... | 14.1 | 13.7 | | |
| Turnover margin..... | -0.4 | - | | |
| Assist/turnover ratio.. | 0.9 | 1.1 | | |
| STEALS..... | 188 | 185 | | |
| Steals per game..... | 5.9 | 5.8 | | |
| BLOCKS..... | 76 | 115 | | |
| Blocks per game..... | 2.4 | 3.6 | | |
| WINNING STREAK..... | 2 | - | | |
| Home win streak..... | 3 | - | | |
| ATTENDANCE..... | 228240 | 129658 | | |
| Home games-Avg/Game.... | 19-12013 | 11-9614 | | |
| Neutral site-Avg/Game.. | - | 2-11953 | | |
| SCORE BY PERIODS: | 1st | 2nd | OT | Total |
| ----- | ---- | ---- | ---- | ---- |
| Virginia..... | 1157 | 1270 | 23 | - 2450 |
| Opponents..... | 1108 | 1225 | 41 | - 2374 |

The Automated ScoreBook
Virginia Season Box Score (as of Mar 24, 2008)
All games

| | | | | |
|---------------------|----------------|-------------|-------------|----------------|
| RECORD: | OVERALL | HOME | AWAY | NEUTRAL |
| ALL GAMES..... | (17-15) | (13-6) | (4-7) | (0-2) |
| CONFERENCE..... | (5-11) | (3-5) | (2-6) | (0-0) |
| NON-CONFERENCE..... | (12-4) | (10-1) | (2-1) | (0-2) |

| ## Player | GP-GS | Min--Avg | ---TOTAL--- | | ---3-PTS--- | | FT-FTA | Pct | ----REBOUNDS---- | | | | | PF | FO | A | TO | Blk | Stl | Pts | Avg |
|------------------------|-------|----------|-------------|----------|-------------|---------|--------|---------|------------------|-----|-----|------|------|-----|----|-----|-----|-----|-----|------|------|
| | | | FG-FGA | Pct | 3FG-FGA | Pct | | | Off | Def | Tot | Avg | | | | | | | | | |
| 44 Sean Singletary.... | 32-32 | 1088 | 34.0 | 196-458 | .428 | 56-152 | .368 | 188-220 | .855 | 26 | 99 | 125 | 3.9 | 85 | 1 | 194 | 125 | 0 | 60 | 636 | 19.9 |
| 24 Mamadi Diane..... | 32-21 | 923 | 28.8 | 127-293 | .433 | 60-141 | .426 | 65-96 | .677 | 52 | 86 | 138 | 4.3 | 69 | 0 | 34 | 56 | 21 | 20 | 379 | 11.8 |
| 30 Adrian Joseph..... | 32-32 | 787 | 24.6 | 112-271 | .413 | 53-150 | .353 | 35-46 | .761 | 52 | 135 | 187 | 5.8 | 40 | 0 | 27 | 41 | 12 | 20 | 312 | 9.8 |
| 04 Calvin Baker..... | 32-8 | 820 | 25.6 | 102-243 | .420 | 41-108 | .380 | 37-55 | .673 | 18 | 66 | 84 | 2.6 | 59 | 0 | 79 | 56 | 5 | 28 | 282 | 8.8 |
| 11 Laurynas Mikalauska | 19-1 | 338 | 17.8 | 51-76 | .671 | 0-0 | .000 | 34-54 | .630 | 35 | 32 | 67 | 3.5 | 41 | 2 | 10 | 15 | 2 | 5 | 136 | 7.2 |
| 32 Mike Scott..... | 31-21 | 563 | 18.2 | 61-137 | .445 | 4-10 | .400 | 52-74 | .703 | 64 | 100 | 164 | 5.3 | 67 | 1 | 14 | 24 | 12 | 19 | 178 | 5.7 |
| 12 Jamil Tucker..... | 30-2 | 462 | 15.4 | 57-128 | .445 | 31-81 | .383 | 17-23 | .739 | 19 | 79 | 98 | 3.3 | 60 | 0 | 16 | 21 | 12 | 7 | 162 | 5.4 |
| 01 Jeff Jones..... | 32-24 | 463 | 14.5 | 46-137 | .336 | 10-43 | .233 | 31-44 | .705 | 15 | 40 | 55 | 1.7 | 45 | 0 | 17 | 41 | 4 | 10 | 133 | 4.2 |
| 43 Will Harris..... | 15-0 | 135 | 9.0 | 14-35 | .400 | 4-9 | .444 | 9-15 | .600 | 14 | 24 | 38 | 2.5 | 12 | 0 | 3 | 12 | 0 | 3 | 41 | 2.7 |
| 45 Solomon Tat..... | 14-0 | 99 | 7.1 | 11-24 | .458 | 0-2 | .000 | 13-17 | .765 | 4 | 15 | 19 | 1.4 | 5 | 0 | 5 | 6 | 0 | 3 | 35 | 2.5 |
| 34 Ryan Pettinella.... | 29-19 | 393 | 13.6 | 31-52 | .596 | 0-0 | .000 | 9-32 | .281 | 36 | 42 | 78 | 2.7 | 79 | 2 | 5 | 19 | 4 | 4 | 71 | 2.4 |
| 55 Jerome Meyinsse.... | 25-0 | 187 | 7.5 | 23-33 | .697 | 0-0 | .000 | 4-12 | .333 | 18 | 31 | 49 | 2.0 | 36 | 0 | 2 | 7 | 3 | 3 | 50 | 2.0 |
| 22 Will Sherrill..... | 7-0 | 12 | 1.7 | 3-3 | 1.000 | 1-1 | 1.000 | 0-0 | .000 | 1 | 2 | 3 | 0.4 | 3 | 0 | 1 | 0 | 0 | 1 | 7 | 1.0 |
| 02 Mustapha Farrakhan. | 19-0 | 115 | 6.1 | 7-38 | .184 | 2-16 | .125 | 1-5 | .200 | 4 | 11 | 15 | 0.8 | 9 | 0 | 5 | 12 | 0 | 2 | 17 | 0.9 |
| 13 Sammy Zeglinski.... | 8-0 | 62 | 7.8 | 3-12 | .250 | 1-7 | .143 | 0-2 | .000 | 3 | 6 | 9 | 1.1 | 8 | 0 | 15 | 9 | 1 | 3 | 7 | 0.9 |
| 21 Tunji Soroye..... | 2-0 | 8 | 4.0 | 0-1 | .000 | 0-0 | .000 | 1-2 | .500 | 2 | 1 | 3 | 1.5 | 2 | 0 | 0 | 2 | 0 | 0 | 1 | 0.5 |
| 31 Andy Burns..... | 8-0 | 20 | 2.5 | 1-5 | .200 | 0-1 | .000 | 1-2 | .500 | 2 | 2 | 4 | 0.5 | 3 | 0 | 2 | 2 | 0 | 0 | 3 | 0.4 |
| TEAM..... | | | | | | | | | | 65 | 50 | 115 | 3.6 | 0 | | 4 | | | | | |
| Total..... | 32 | 6475 | | 845-1946 | .434 | 263-721 | .365 | 497-699 | .711 | 430 | 821 | 1251 | 39.1 | 623 | 6 | 429 | 452 | 76 | 188 | 2450 | 76.6 |
| Opponents..... | 32 | 6475 | | 849-1893 | .448 | 264-719 | .367 | 412-624 | .660 | 327 | 753 | 1080 | 33.8 | 607 | - | 483 | 438 | 115 | 185 | 2374 | 74.2 |

| | | | | |
|--------------------------|------------|------------|-----------|--------------|
| SCORE BY PERIODS: | 1st | 2nd | OT | Total |
| Virginia..... | 1157 | 1270 | 23 | - 2450 |
| Opponents..... | 1108 | 1225 | 41 | - 2374 |

| | | | |
|---------------------------|------------|------------|--------------|
| DEADBALL REBOUNDS: | OFF | DEF | TOTAL |
| Virginia..... | 100 | 12 | 112 |
| Opponents..... | 97 | 19 | 116 |