


VIRGINIA

2007-08 Men's Basketball



VIRGINIA vs. BOSTON COLLEGE

JOHN PAUL JONES ARENA • Charlottesville, Va.

Jan. 19, 2007



TV: Raycom (also available online at acselect.com)

• Tim Brant (play-by-play), Dan Bonner (analysis)

Radio: Virginia Sports Network (originating at the Charlottesville Radio Group and WINA-AM/WWWV-FM and available online through V-Pass at www.virginiasports.com)

• Mac McDonald (play-by-play), Jim Hobgood (analysis)

TONIGHT'S GAME:

- The Cavaliers look for their first conference win of the season as they host Boston College
- Virginia is looking to snap a three-game losing streak
- UVa is looking for its 25th win at John Paul Jones Arena

ABOUT THE CAVALIERS (10-5, 0-2 ACC):

- The Cavaliers are 10-5 after a 70-69 overtime loss to Virginia Tech on Wednesday
- The loss was Virginia's first conference loss at John Paul Jones Arena

ABOUT THE EAGLES (12-4, 3-0 ACC):

- Boston College is coming off a 76-66 win over Miami on Tuesday in Chestnut Hill
- The Eagles enter the weekend as one of three teams undefeated in ACC play
- Boston College is making its first trip to John Paul Jones Arena

SERIES VS. BOSTON COLLEGE:

- Virginia holds a 4-1 advantage in the series, including a 2-0 mark in Charlottesville
- BC won the only meeting last season, 78-73, at the Conte Forum
- The teams have split two games, each winning at home, since BC joined the ACC

CAVALIERS LOOK TO SNAP STREAK:

- Virginia enters the game looking to halt a three-game losing streak, tied for the longest in the Dave Leitao era
- The last time UVa lost more than three in a row was a five-game streak late in the 2004-05 regular season

SCHEDULE/RESULTS

N4	CARSON-NEWMAN (EX)	W 124-65
N11	VERMONT [ACC Select]	W 90-72
N14	HOWARD [ACC Select]	W 92-53
N17	at #17 Arizona [FSN]	W 75-72
N20	DREXEL [CN8]	W 72-58
N23	at Penn %	[CN8] W 100-85
N24	vs. Seton Hall %	[CN8] L 60-74
N27	NORTHWESTERN ^ [ESPNU]	W 94-52
D5	SYRACUSE [ESPN2]	L 68-70
D7	LONGWOOD [ACC Select]	W 76-57
D19	HAMPTON [ACC Select]	W 79-65
D22	ELON [CSN]	W 91-61
D30	HARTFORD [ACC Select]	W 78-70
J3	at Xavier [CSTV]	L 70-108
J13	at #9 Duke * [FSN]	L 65-87
J16	VIRGINIA TECH * [ESPNU]	L 69-70 (ot)
J19	BOSTON COLLEGE * [Raycom^(split)]	8 p.m.
J23	at Florida State * [ACC Select]	7 p.m.
J27	GEORGIA TECH * [FSN]	4:30 p.m.
J30	at Maryland * [ESPN]	7 p.m.
F2	at Virginia Tech * [Raycom]	1 p.m.
F7	CLEMSON * [ESPN2]	7 p.m.
F9	at Wake Forest * [ABC]	3:30 p.m.
F12	NORTH CAROLINA * [ESPN2/Raycom]	8 p.m.
F17	at Boston College * [Raycom ^(split)]	1 p.m.
F21	at Georgia Tech * [RSN]	7 p.m.
F24	NC STATE * [FSN]	4:30 p.m.
M1	at Miami * [Raycom ^(split)]	2 p.m.
M5	DUKE * [ESPN]	7 p.m.
M9	MARYLAND * [FSN]	7:30 p.m.
M13-16	at ACC Tournament (Charlotte, N.C.)	

* ACC Game
 ^ Big Ten/ACC Challenge
 % Philly Hoop Group Classic (The Palestra, Philadelphia)

All Times Eastern
 Rankings are Associated Press at time of the game

TV Abbreviations

CN8 Channel available on select Comcast cable systems
 CSN Comcast SportsNet - Mid Atlantic
 FSN Fox Sports Net
 RSN Regional Sports Networks

** All Raycom Games are also online at acselect.com

PROBABLE STARTERS/RESERVES

No.	Pos.	Yr.	Player	PPG	RPG	APG	Notable
4	G	So.	Calvin Baker	9.2	2.5	2.7	16 pts (6-6 FG, 4-4 3FG) vs. Northwestern
24	G/F	Jr.	Mamadi Diane	11.1	4.3	1.3	Season high 22 points vs. Northwestern
30	F	Sr.	Adrian Joseph	11.9	7.8	1.1	Five double-doubles this season
32	F	Fr.	Mike Scott	6.2	5.9	0.3	Had career-high 15 pts vs. Hampton in 1st start
44	G	Sr.	Sean Singletary	18.9	4.3	6.3	Double-Double (34 pts, 10 rebs) vs. Va Tech
1	G	Fr.	Jeff Jones	5.4	2.2	0.6	15 pts (5-7 3FG) at Arizona
11	F	Jr.	Laurynas Mikalauskas	5.0	2.9	0.3	Shooting 64.0% (16-25) from the floor
12	F	So.	Jamil Tucker	4.3	2.5	0.5	Tied career-high with 12 points at Arizona
45	G/F	So.	Solomon Tat	3.0	1.0	0.5	Career-high 12 points (3-4 FG) at Xavier
43	F/G	So.	Will Harris	2.9	2.8	0.2	8 rebounds vs. Longwood tied career-high
55	F/C	So.	Jerome Meynsse	2.7	2.4	0.2	Career high 12 pts (5-5 FG) vs. Elon
34	F/C	Sr.	Ryan Pettinella	2.5	2.4	0.2	Season high 9 points at Duke
2	G	Fr.	Mustapha Farrakhan	1.1	0.8	0.3	Scored 4 points vs. Howard
21	C	Sr.	Tunji Soroye	0.5	1.5	0.0	Made season debut vs. Hartford
22	F	Fr.	Will Sherrill	1.2	0.5	0.2	Scored career-high 3 pts. vs. Longwood
31	F	So.	Andy Burns	0.4	0.6	0.3	Had 2 rebounds against Vermont
13	G	Fr.	Sammy Zeglinski	0.9	1.1	1.9	Out for season with ankle injury

MEDIA INFORMATION**Men's Basketball Contact Information**

Virginia Athletics Media Relations
154 John Paul Jones Arena
PO Box 400853
Charlottesville, VA 22904

Office: (434) 982-5500
Fax: (434) 982-5525

Rich Murray

Associate AD for Public Relations
(Primary Men's Basketball Contact)

Office: (434) 982-5530
Home: (434) 978-2966
Email: rmurray@virginia.edu

Steve Kirkland

Assistant Media Relations Director
(Secondary Men's Basketball Contact)

Office: (434) 982-5535
Cell: (434) 825-5241
Email: skirkland@virginia.edu

LAST TIME OUT:

- Virginia suffered its third consecutive loss, falling in overtime 70-69 to Virginia Tech on Wednesday
- It was the Cavaliers' first conference loss at John Paul Jones Arena
- Sean Singletary led Virginia with 34 points (12-21 FG, 5-7 3FG) and 10 rebounds

REBOUNDING SUCCESS COMES FROM MANY SOURCES:

- The Cavaliers' strong performance on the boards this season has been a team effort
- In Virginia's first 15 games this year, seven different players (Mamadi Diane, Calvin Baker, Laurynas Mikaluskas, Adrian Joseph, Mike Scott, Jerome Meyinsse, and Sean Singletary) led the team in rebounding in a game

STRONG OFF THE BENCH:

- Virginia is averaging 26.2 points and 16.3 rebounds per game off the bench this season
- The Cavaliers have had 10 double figure scoring and two double figure rebounding performances off the bench this season

SINGLETARY ENTERS TOP TEN:

- Sean Singletary entered the top 10 of Virginia's career scoring list during the Virginia Tech game on Jan. 16, moving past former backcourt mate, J.R. Reynolds
- Singletary enters tonight's game in 10th place on the list with 1,710 career points
- Singletary started the season tied for 18th on UVA's career scoring list

DOUBLE FIGURE STREAK FOR SINGLETARY:

- Sean Singletary enters tonight's game having scored in double figures in his last 37 games
- It is the longest active streak in the ACC

SINGLETARY SHINES AGAINST VIRGINIA TECH:

- Sean Singletary had his third career double-double (second this season) with 34 points and 10 rebounds vs. Virginia Tech on Jan. 16
- The 34 points is Singletary's season high and his career-high against an ACC opponent
- His 34 points are the second most in a game this season by an ACC player (UNC's Wayne Ellington scored 36 at Clemson)
- He scored 49.3 percent (34 of 69) of Virginia's points in the game, the highest percentage for a Cavalier since Singletary scored 35 of 69 UVA points (50.7 percent) at Gonzaga on Dec. 17, 2005
- It marked the fourth 30-point game of his career
- His 12 made field goals are a career high
- His 10 rebounds tied a career high

SINGLETARY CONTRIBUTES IN DIFFERENT WAYS:

- Sean Singletary is the only player in the ACC this season to have a 30-point scoring game, a 10-rebound game and a 10-assist game
- He is the only player in Virginia history to accomplish all three marks in the same season
- Singletary and Donald Hand are the only Cavaliers in history to accomplish all three marks in a career (Hand had his 10-rebound game and 10-assist game in different seasons)

CAVALIERS RECORD HISTORIC BIG TEN/ACC CHALLENGE WIN:

- Virginia's 94-52 win over Northwestern helped the ACC win its ninth consecutive Big Ten/ACC Challenge, 8-3
- The Cavaliers' 42-point victory over the Wildcats is the biggest margin of victory in the history of the event
- In the game, the Cavaliers made 16 three-point field goals

SINGLETARY ASSISTS IN WIN OVER NORTHWESTERN:

- Sean Singletary had a double-double with 14 points and a career-high 10 assists vs. Northwestern
- He became the first Cavalier with a double digit assist game since J.R. Reynolds had 12 assists vs. Virginia Tech in 2006

JOSEPH HAS CAREER REBOUNDING HIGH AGAINST SETON HALL:

- Against Seton Hall, Adrian Joseph had a career-high 16 rebounds
- Joseph has had double-digit rebounds in six of the last 12 games

SCOTT ON THE BOARDS AGAINST PENN:

- Against Penn, first-year Mike Scott had 13 rebounds
- It was the most rebounds by a Cavalier freshman since Travis Watson had 15 rebounds against NC State (Jan. 12, 2000)

SINGLETARY NAMED ACC PLAYER OF THE WEEK:

- Senior guard Sean Singletary was named ACC Player of the Week on Nov. 19 after leading Virginia to wins over Howard and at Arizona
- Singletary had 23 points and eight assists against the Bison and followed with 24 points and eight assists in the upset of the No. 17 Wildcats
- It is the fourth ACC Player of the Week honor of Singletary's career

SPREADING THE WEALTH:

- Against Howard, 13 different Cavaliers scored
- It was the most different players to score in a game for UVa since 14 different players scored in a 93-47 win over Winthrop on December 1, 1990

JOSEPH SHINES AGAINST VERMONT:

- Adrian Joseph led Virginia with 19 points in the season-opening win over Vermont
- He tied career-highs with five 3-point field goals and three assists in the contest
- His 19 points were his most since scoring 19 against Clemson during the 2005-06 season

ABOUT THE SCHEDULE:

- The Cavaliers will play 29 regular season games, including 17 games at home at John Paul Jones Arena
- Of those 29 games, 14 will come against 2007 NCAA Tournament teams
- Additionally, six games will be against teams that were in the 2007 NIT
- 23 games this season will be televised, including 15 of 16 ACC contests

HEAD COACH DAVE LEITAO:

- 2007 ACC Coach of the Year
- First Virginia coach to win the honor since Terry Holland in 1982
- 46-31 record in three seasons at Virginia, including an 18-16 mark in the ACC
- First Virginia coach to have a winning ACC record over first two seasons as coach
- Overall record of 126-100 in eight seasons as a head coach

LEITAO HONORED BY DICK VITALE:

- ESPN's Dick Vitale named Dave Leitao his national coach of the week on Nov. 19
- Leitao led Virginia to a 75-72 win at No. 17 Arizona that week

TUCKER A "SOPHOMORE TO WATCH":

- Jamil Tucker was named one of 10 "Sophomores to Watch" by Seth Davis of *Sports Illustrated*
- The list features players who didn't have a large impact as freshmen but are expected to have break out seasons in their second season

CAVALIERS FIFTH IN PRESEASON ACC POLL:

- UVa was fifth in the preseason ACC poll, voted on by media members at Operation Basketball in October
- It is the highest the Cavaliers have been in the poll since they were picked fifth in 2002-03

IN THE POLLS

ASSOCIATED PRESS (1/14)

1.	North Carolina	17-0
2.	Memphis	15-0
3.	Kansas	16-0
4.	UCLA	16-1
5.	Georgetown	13-1
6.	Tennessee	14-1
7.	Duke	13-1
8.	Washington State	14-1
9.	Indiana	14-1
10.	Texas A&M	15-1
11.	Michigan State	14-2
12.	Butler	16-1
13.	Marquette	13-2
14.	Dayton	14-1
15.	Pittsburgh	14-2
16.	Vanderbilt	16-1
17.	Wisconsin	13-2
18.	Mississippi	14-1
19.	Texas	13-3
20.	Xavier	14-3
21.	Miami (Fla)	14-1
22.	Arizona State	13-2
23.	Rhode Island	15-2
24.	Clemson	13-3
25.	Villanova	11-3

Others Receiving Votes:

Drake, Stanford, Florida, St. Mary's, Oregon, Louisville, West Virginia, Oklahoma, Illinois State, **Arizona**, Arkansas, Baylor, Ohio State, Kent State, Missouri, Connecticut, Gonzaga, Kansas State, South Alabama.

ESPN/USA Today (1/14)

1.	North Carolina	17-0
2.	Memphis	15-0
3.	Kansas	16-0
4.	UCLA	16-1
5.	Duke	13-1
6.	Georgetown	13-1
7.	Tennessee	14-1
8.	Washington State	14-1
9.	Texas A&M	15-1
10.	Indiana	14-1
11.	Michigan State	14-2
12.	Butler	16-1
13.	Marquette	13-2
14.	Vanderbilt	16-1
15.	Mississippi	14-1
16.	Pittsburgh	14-2
17.	Wisconsin	13-2
18.	Dayton	14-1
19.	Texas	13-3
20.	Xavier	14-3
21.	Villanova	11-3
	Rhode Island	15-2
23.	Clemson	13-3
24.	Miami (Fla)	14-1
25.	Arizona State	13-2

Others Receiving Votes:

St. Mary's, Florida, Oregon, Stanford, Drake, West Virginia, **Arizona**, Arkansas, BYU, Notre Dame, Utah.

VIRGINIA IN THE ACC STATS (1/17)

TEAM STATISTICS

Scoring Offense:	78.6	4th
Scoring Defense:	70.3	10th
Scoring Margin:	+8.3	5th
Field Goal %:	.445	8th
Field Goal % Def.:	.416	6th
Free Throw %:	.705	6th
3FG %:	.397	2nd
3FG Made/Game:	9.27	1st
3FG % Defense:	.339	8th
Offensive Rebounds:	14.71	3rd
Defensive Rebounds:	27.71	2nd
Rebounding Margin:	+10.1	2nd
Assists:	14.87	8th
Assist/Turnover:	0.93	8th
Turnover Margin:	-1.67	10th
Steals:	5.87	11th
Blocked Shots:	2.67	12th

INDIVIDUAL STATISTICS

Sean Singletary		
- Scoring	18.9	3rd
- Assists	6.33	1st
- Free Throw %	.842	6th
- 3FG Made	2.07	10th
- Minutes played	32.93	9th
Adrian Joseph		
- Rebounding	7.8	6th
- 3FG Made	2.33	6th
- Defensive Rebs.	5.67	5th
Mike Scott		
- Rebounding	5.9	18th

VIRGINIA IN THE NCAA STATS (1/14)

TEAM STATISTICS

Scoring Offense:	79.3	36th
3FG Made/Game:	9.3	14th
3FG %:	.400	24th
Rebounding Margin:	+11.4	3rd
Sean Singletary		
- Scoring	17.8	82nd
- Assists	6.6	12th
- Free Throw %	.842	62nd

SEAN SINGLETARY RECEIVES PRESEASON ACCOLADES:

- First-team Collegehoops.net preseason All-American
- Third-team CBSsportsline.com preseason All-American
- ColleagueInsider.com preseason All-American
- Top 50 preseason candidate for the John R. Wooden Award
- Preseason Watch List for the Naismith Trophy presented by AT&T
- Bob Cousy Award presented by The Hartford (nation's top point guard) preseason list
- One of 30 candidates for the Lowe's Senior CLASS Award
- Preseason All-ACC
- No. 4 on Luke Winn's Top 15 Seniors on SI.com

STAFF CHANGES FOR 2007-08:

- Drew Diener, UVA's Director of Basketball Operations the last two years, was named Assistant Coach in Sept.
- Replacing Diener as Director of Basketball Operations is Rick Brunson. A former standout at Temple, Brunson played nine seasons in the NBA

SINGLETARY, JOSEPH ARE VIRGINIA'S CAPTAINS:

- Seniors Sean Singletary and Adrian Joseph are co-captains for the 2007-08 season
- Singletary is a captain for the third consecutive year while Joseph is a captain for the first time
- Singletary joins Donald Hand (a captain from 98-99 through 00-01) as the only three-year captains in Virginia history

AT HOME AT JOHN PAUL JONES ARENA:

- Virginia has an all-time record of 24-3 at John Paul Jones Arena
- UVA has an 8-2 home record this season
- The Cavaliers posted a 16-1 home record last year in the first season in John Paul Jones Arena
- Virginia was the only ACC team to go undefeated at home in conference play last year (8-0)
- The Cavaliers averaged 13,521 fans per game last year in the debut season at JPJA

BASKETBALL SEATING FIGURE FOR JPJA CHANGES:

- After completing the first year in the John Paul Jones Arena, the Virginia athletics department has made an adjustment to the arena's seating figure for basketball. During the 2006-07 season, several seating areas were altered to accommodate needs within the arena. This led to an overall reduction of seats. These accommodations include seats converted to accessible seating and press tables for the media area. Additional seats have been removed from the usable inventory in an effort to improve sightlines and comfort. As a result of the changes, the arena's seating for men's basketball is now 14,593.

VIRGINIA SIGNS THREE TO NATIONAL LETTERS OF INTENT:

- Head Coach Dave Leitao announced on Nov. 19 that three players have signed national letters of intent to join the Cavalier program in 2008-09
- 6-11 center John Brandenburg (Des Peres, Mo.), who averaged 8.2 points, 7.9 rebounds and 2.4 blocks per game last season as a junior at De Smet Jesuit H.S. in St. Louis
- 6-6 guard Sylven Landesberg (Flushing, N.Y.), who averaged 25.7 points, 10.5 rebounds and 3.6 assists per game last season as a junior at Holy Cross High School and was named the Catholic High School Athletic Association Player of the Year
- 7-0 center Assane Sene (Senegal), who is in his first season of basketball in the United States at South Kent Preparatory School in South Kent, Conn.

UP NEXT:

- The Cavaliers visit Florida State on Wednesday
- The contest will start at 7 p.m. and will be broadcast online by ACC Select
- The game is the Cavaliers' first trip to Tallahassee in two seasons
- The Cavaliers have lost their last five games in Tallahassee, with their last win at FSU coming in 2001
- Last season the Cavaliers won the only meeting, 73-70, at John Paul Jones Arena

2007-08 VIRGINIA MEN'S BASKETBALL ROSTER

NO.	NAME	POS.	HT.	WT.	CLASS	HOMETOWN/HIGH SCHOOL (Previous School)
1	Jeff Jones	G	6-4	193	Fr.	Chester, Pa./Monsignor Bonner
2	Mustapha Farrakhan	G	6-4	175	Fr.	Harvey, Ill./Thornton Township
4	Calvin Baker	G	6-2	186	So.	Newport News, Va./Woodside (William & Mary)
11	Laurynas Mikalauskas	F	6-8	246	Jr.	Palanga, Lithuania/Blue Ridge School
12	Jamil Tucker	F	6-8	241	So.	Gary, Ind./West Side
13	Sammy Zeglinski	G	6-0	175	Fr.	Philadelphia, Pa./The William Penn Charter School
21	Tunji Soroye	C	6-11	252	Sr.	Dugbe Ibadan, Nigeria/Montrose Christian School
22	Will Sherrill	F	6-9	215	Fr.	New York, N.Y./Phillips Academy Andover
24	Mamadi Diane	G/F	6-5	201	Jr.	Potomac, Md./DeMatha Catholic
30	Adrian Joseph*	F	6-7	201	Sr.	San Fernando, Trinidad/Brewster Academy
31	Andy Burns	F	6-8	212	So.	Alexandria, Va./Bishop Ireton
32	Mike Scott	F	6-8	233	Fr.	Chesapeake, Va./Hargrave Military Academy
34	Ryan Pettinella	F/C	6-9	249	Sr.	Webster, N.Y./McQuaid Jesuit (Penn)
43	Will Harris	F/G	6-6	245	So.	Corona, N.Y./Brewster Academy
44	Sean Singletary*	G	6-0	185	Sr.	Philadelphia, Pa./The William Penn Charter School
45	Solomon Tat	G/F	6-5	223	So.	Jos Plateau, Nigeria/Community Christian School
55	Jerome Meyinsse	F/C	6-8	245	So.	Baton Rouge, La./McKinley

* Co-Captain

HEAD COACH:

Dave Leitao

ASSISTANT COACHES:

Bill Courtney

Drew Diener

Steve Seymour

DIRECTOR OF BASKETBALL OPERATIONS:

Rick Brunson

STRENGTH & CONDITIONING COACH:

Shaun Brown

ASSISTANT DIR. OF OPERATIONS/VIDEO:

Oliver Winterbone

ATHLETIC TRAINER:

Bill Parente

PRONUNCIATION GUIDE

Mamadi Diane

Mom-uh-dee Dee-on-ee

Mustapha Farrakhan

Moo-sta-fa Fair-uh-con

Dave Leitao

Lay-toe

Jerome Meyinsse

Me-yin-see

Laurynas Mikalauskas

La-ree-nus Mick-a-laus-cuss

Ryan Pettinella

Pet-in-ella

Tunji Soroye

Ton-jee Suh-roy-yay

Jamil Tucker

Ja-mill

Sammy Zeglinski

Zuh-glin-ski

CAVALIER CAREER RECORD BOOK

POINTS

1.	Bryant Stith (1989-92)	2,516
2.	Jeff Lamp (1978-81)	2,317
3.	Buzzy Wilkinson (1953-55)	2,233
4.	Ralph Sampson (1980-83)	2,228
5.	Junior Burrough (1992-95)	1,970
6.	Wally Walker (1973-76)	1,849
7.	Chris Williams (1999-02)	1,812
8.	Harold Deane (1994-97)	1,763
9.	Curtis Staples (1995-98)	1,757
10.	Sean Singletary (2005-pres.)	1,710
11.	J.R. Reynolds (2004-07)	1,683
12.	John Crotty (1988-91)	1,646
13.	Bob McCarty (1954-56)	1,625
14.	Travis Watson (2000-03)	1,546
15.	Richard Morgan (1986-89)	1,540
16.	Donald Hand (1998-01)	1,486
17.	Othell Wilson (1981-84)	1,469
18.	Barry Parkhill (1971-73)	1,437
19.	Jim Connelly (1965-67)	1,426
20.	Lee Raker (1978-81)	1,423

3-POINT FIELD GOALS

1.	Curtis Staples (1995-98)	413
2.	Harold Deane (1994-97)	237
3.	J.R. Reynolds (2004-07)	221
4.	Sean Singletary (2005-pres.)	195
5.	John Crotty (1988-91)	179
6.	Devin Smith (2003-05)	161
7.	Donald Hand (1998-01)	156
	Todd Billet (2003-04)	156
9.	Cory Alexander (1992-95)	142
10.	Roger Mason, Jr. (2000-02)	137
	Adrian Joseph (2005-pres.)	137

FREE THROWS MADE

1.	Bryant Stith (1989-92)	690
2.	Buzzy Wilkinson (1953-55)	665
3.	Jeff Lamp (1978-81)	635
4.	Harold Deane (1994-97)	546
5.	Sean Singletary (2005-pres.)	469
6.	Donald Hand (1998-01)	444
7.	Junior Burrough (1992-95)	439
8.	Ralph Sampson (1980-83)	427
9.	John Crotty (1988-91)	413
10.	J.R. Reynolds (2004-07)	402

ASSISTS

1.	John Crotty (1988-91)	683
2.	Jeff Jones (1979-82)	598
3.	Donald Hand (1998-01)	529
4.	Othell Wilson (1981-84)	493
5.	Sean Singletary (2005-pres.)	480
6.	Harold Deane (1994-97)	468
7.	John Johnson (1985-88)	426
8.	Cory Alexander (1992-95)	401
9.	Barry Parkhill (1971-73)	369
10.	J.R. Reynolds (2004-07)	317

STEALS

1.	Othell Wilson (1981-84)	222
2.	Jeff Jones (1979-82)	189
	Chris Williams (1999-02)	189
4.	Harold Deane (1994-97)	179
	Donald Hand (1998-01)	179
6.	Bryant Stith (1989-92)	177
7.	Sean Singletary (2005-pres.)	163
8.	Richard Morgan (1986-89)	160
9.	Adam Hall (1999-02)	157
10.	Bobby Stokes (1976-79)	154

BLOCKED SHOTS

1.	Ralph Sampson (1980-83)	462
2.	Chris Alexander (1993-96)	148
3.	Travis Watson (2000-03)	130
4.	Kris Hunter (1997-99)	126
5.	Jason Clark (2002-05)	112
6.	Steve Castellan (1976-79)	108
7.	Chris Williams (1999-02)	97
8.	Junior Burrough (1992-95)	96
9.	Colin Ducharme (1997-00)	88
10.	Olden Polynice (1984-86)	86
--	Tunji Soroye (2005-pres.)	78

THE LAST TIME...

VIRGINIA INDIVIDUALS

- **Scored 30 points:** Sean Singletary (34) vs. Virginia Tech (1/16/08)
- **Scored 40 points:** J.R. Reynolds (40) vs. Wake (1/21/07)
- **Two players with 20 points:** J.R. Reynolds (28) and Sean Singletary (23) vs. Albany (3/16/07)
- **Three players with 20 points:** Chris Williams (27), Roger Mason, Jr. (22) and Donald Hand (20) vs. Duke (1/5/00)
- **Four players with 20 points:** Chris Williams (23), Donald Hand (22), Adam Hall (21), and Travis Watson (20) vs. Georgetown (3/15/00)
- **A player with back-to-back 25-point games:** J.R. Reynolds (28) vs. Albany (3/16/07) and (26) vs. Tennessee (3/18/07)
- **One player scored in double figures:** Adrian Joseph (10) vs. Puerto Rico-Mayaguez (12/21/06)
- **Five players scored in double figures:** Sean Singletary (19), Mamadi Diane (13), Laurynas Mikalauskas (12), Adrian Joseph (11) and J.R. Reynolds (11) vs. Longwood (2/13/07)
- **Six players scored in double figures:** Travis Watson (17), Roger Mason, Jr. (15), Chris Williams (15), Elton Brown (14), Jermaine Harper (12), and Adam Hall (10) vs. Grambling (12/30/01)
- **Seven players scored in double figures:** Cornel Parker (20), Junior Burrough (15), Ted Jeffries (14), Cory Alexander (13), Jason Williford (12), Yuri Barnes (11) and Doug Smith (11) vs. Clemson (1/13/93)
- **Had 15 rebounds:** Adrian Joseph (16) vs. Seton Hall (11/24/07)
- **Had 20 rebounds:** Travis Watson (20) vs. Wofford (1/2/03)
- **Had 25 rebounds:** Bob Mortell (25) vs. Washington & Lee (2/27/60)
- **Two players with 10 rebounds:** Mike Scott (11) and Adrian Joseph (10) vs. Longwood (12/7/07)
- **Three players with 10 rebounds:** Yuri Barnes (13), Jason Williford (12) and Junior Burrough (11) vs. Rice (12/4/93)
- **Double-Double:** Sean Singletary (34 pts, 10 rebs) vs. Virginia Tech (1/16/08)
- **Two players had a double-double:** Adrian Joseph (23 pts, 11 rebs) and Mike Scott (10 pts, 13 rebs) at Penn (11/23/07)
- **Three players had a double-double:** Jason Williford (10 pts, 15 rebs), Ted Jeffries (23 pts, 10 rebs), and Cornel Parker (11 pts, 11 rebs) at William & Mary (1/25/93)
- **Double-Double with points and assists:** Sean Singletary (14 pts, 10 assts) vs. Northwestern (11/27/07)
- **Triple-Double:** Ralph Sampson (15 pts, 22 rebs, 10 blks) vs. Old Dominion (12/29/79)
- **Four Double-Doubles in a row:** Travis Watson (29 pts, 12 rebs) at NC State (2/6/02), (20 pts, 10 rebs) vs. Clemson (2/10/02), (17 pts, 10 rebs) vs. UNC (2/12/02), (13 pts, 12 rebs) at Wake (2/17/02)
- **20 points and 20 rebounds:** Travis Watson (21 pts, 20 rebs) vs. Wofford (1/2/03)
- **10 assists:** Sean Singletary (10) vs. Northwestern (11/27/07)
- **5 Blocked Shots:** Jason Cain (5) vs. UNC (1/19/06)
- **5 Steals:** Sean Singletary (5) vs. UNC (3/10/06)
- **Led UVa in Points, Rebounds and Assists:** Sean Singletary (34 pts, 10 rebs, 3 assts) vs. Va Tech (1/16/08)
- **Hit a last second shot to win a game:** Sean Singletary vs. Duke (2/1/07) [jumper with one second in OT]; J.R. Reynolds vs. Loyola Marymount (12/23/04) [layup with 1.5 seconds in regulation]
- **Played every minute:** Sean Singletary vs. Virginia Tech (2/12/05)
- **Played 40 or more minutes:** Sean Singletary (44) vs. Virginia Tech (1/16/08)

VIRGINIA TEAM

- **Won in Overtime:** vs. Duke, 68-66 (2/1/07)
- **Lost in Overtime:** vs. Virginia Tech, 69-70 (1/16/08)
- **Played Two Overtimes:** vs. Maryland, L 89-92 (2/19/05)
- **Played Three Overtimes:** vs. Georgetown, L 111-115 (3/15/00)
- **Shot 70 percent for a Half:** 72.2% (13-18) vs. Wake Forest 2nd Half (2/24/96)
- **Shot 60 percent in a Game:** 61.0% (36-59) vs. LIU (11/17/00)
- **Shot less than 30 percent in a Game:** 27.9% (17-61) vs. North Carolina (3/10/06)
- **Shot 90 percent from the free throw line:** 94.7% (18-19) vs. Georgia Tech (2/24/07)
- **Shot 50 percent from 3-point line:** 50.0% (16-32) vs. Northwestern (11/27/07)
- **Shot less than 30 percent in a half:** 29.0% (9-31) in 2nd Half at Wake Forest (3/3/07)
- **Shot less than 20 percent in a half:** 18.9% (7-37) in the 1st half at Duke (1/13/01)
- **Shot 55 percent or better and lost:** 56.9% (29-51) vs. Duke (3/14/03)
- **Attempted 50 FTs:** 52 (made 34) vs. Howard (12/12/94)
- **Made 30 FTs:** 31 (36 att.) vs. Tennessee (3/18/07)
- **Made 10 3-pt FGs:** 10 vs. Hartford (12/30/07)
- **Failed to make a 3-pt FG:** at Georgia Tech (12/4/05)
- **Had 50 rebounds:** 51 vs. Hartford (12/30/07)
- **Had 25 assists:** 27 vs. Howard (11/21/01)
- **Had 15 steals:** 15 vs. Arizona (11/21/04)
- **Had 10 blocks:** 12 vs. Longwood (2/13/07)
- **Scored 50 pts in a half:** 54 vs. Northwestern, 1st half (11/27/07)
- **Scored 60 pts in a half:** 60 vs. Gonzaga, 1st half (1/3/07)
- **Scored 70 pts in a half:** 70 vs. Coastal Carolina, 2nd half (10/20/00)
- **Scored 100 pts (ACC):** 103 vs. Maryland (1/16/07)
- **Scored 100 pts (non-conf):** 100 at Penn (11/23/07)
- **Scored under 20 pts in 1st half:** 17 at Ga. Tech (12/4/05)
- **Scored under 20 pts in 2nd half:** 12 vs. UNC (2/11/98)
- **Scored under 50 pts in a game:** 49 at Stanford (3/14/06)

OPPONENT INDIVIDUALS

- **Scored 30 points:** Al Thornton (30), Florida St. (2/17/07)
- **Scored 35 points:** J.J. Redick (40), Duke (1/28/06)
- **Scored 40 points:** J.J. Redick (40), Duke (1/28/06)
- **Scored 50 points:** Len Chappell (50), Wake (2/12/62)
- **Two players with 20 points:** Brandon Costner (22) and Gavin Grant (20), NC State (3/9/07)
- **Three players with 20 points:** Juan Dixon (23), Chris Wilcox (21), and Lonny Baxter (20), at Maryland (3/3/02)
- **Two players with 30 points:** Trevor Powell (31) and Tony Smith (31), Marquette (2/3/90)
- **Five players scored in double figures:** Mike Jones (18), Ekene Ibekwe (17), Greivas Vasquez (17), James Gist (11), and D.J. Strawberry (11), Maryland (1/16/07)
- **Six players scored in double figures:** Chris Paul (21), Justin Gray (17), Eric Williams (15), Jamaal Levy (12), Taron Downey (11) and Vytas Danelius (10), Wake Forest (1/2/05)
- **Seven players scored in double figures:** Stanley Burrell (15), Drew Lavender (13), C.J. Anderson (12), B.J. Raymond (12), Josh Duncan (11), Charles Bronson (11), and Jason Love (10), at Xavier (1/3/08)
- **Double-Double:** Donte Green (20 pts, 10 rebs) and Paul Harris (10 pts, 14 rebs), Syracuse (12/5/07)

- **Two players had a double-double:** Donte Green (20 pts, 10 rebs) and Paul Harris (10 pts, 14 rebs), Syracuse (12/5/07)
- **Had 15 rebounds:** Al Thornton (16), Florida State (2/17/07)
- **Had 20 rebounds:** Tim Duncan (23), Wake (2/22/97)
- **Had 10 assists:** Andre Collins (10), Loyola (Md) (12/23/05)
- **5 Blocked Shots:** Maurice Sumter (5), Longwood (2/13/07)
- **5 Steals:** Jamon Gordon (5), at Virginia Tech (2/10/07)
- **Hit a last second shot to win a game:** Deron Washington of Virginia Tech (1/16/08) [0.0 seconds in overtime]

OPPONENT TEAM

- **Shot less than 30 percent in a Game:** 28.3% (17-60) Longwood (12/7/07)
- **Shot less than 30 percent in a Game (ACC):** 29.0% (20-69), Wake Forest (2/24/96)
- **Shot 60 percent in a Game:** 63.8% (37-58), at Xavier (1/3/08)
- **Shot 55 percent or better and lost:** 55.2% (32-58), Iowa State (12/31/03)
- **Scored 100 pts:** 108, at Xavier (1/3/08)
- **Scored 60 pts in a half:** 61, at Xavier, 1st half (1/3/08)
- **Scored under 20 pts in 1st half:** 19 at NC State (1/24/07)
- **Scored under 20 pts in 2nd half:** 18 at Richmond (11/22/05)
- **Scored under 50 pts in a game:** 49, Longwood (2/13/07)
- **Had 25 assists:** 27, at Xavier (1/3/08)
- **Had 15 steals:** 15, Providence (1/3/04)
- **Had 10 blocks:** 11 at Virginia Tech (2/10/07)
- **Failed to make a 3-pt FG:** vs. Arizona State (11/27/99)



GAME #1 • NOVEMBER 11, 2007

VERMONT 72
AT VIRGINIA 90

VERMONT (0-2)		FG		FT		REB		A		TO		BS		S		TP	
Player	MP	FG	FT	(0-1)	A	TO	BS	S	TP								
Blakely	36	9-15	6-9	3-10	3	2	2	4	24								
McIntosh	23	2-6	2-2	0-3	1	0	1	1	7								
Shields	17	3-6	0-0	0-0	0	0	0	0	6								
Trimboli	37	7-17	0-0	0-2	3	4	0	2	16								
Cieplicki	29	5-12	2-2	0-1	2	1	0	0	13								
Accaoui	13	0-3	2-2	0-0	1	0	0	0	2								
Vier	11	0-3	0-0	0-0	1	0	0	0	2								
Powlovich	20	0-0	2-2	1-3	0	1	0	0	2								
Field	8	1-2	0-0	0-1	0	2	0	0	2								
Dean	1	0-0	0-0	0-0	0	0	0	0	0								
Robbins	1	0-1	0-0	0-0	0	0	0	0	0								
Kissel	4	0-0	0-0	0-0	0	0	0	0	0								
Team				3-5													
Totals	200	27-65	14-17	7-25	11	10	3	9	72								
		.415	.824														

VIRGINIA (1-0)		FG		FT		REB		A		TO		BS		S		TP	
Player	MP	FG	FT	(0-1)	A	TO	BS	S	TP								
Diane	29	4-7	1-3	1-8	1	4	0	0	10								
Joseph	31	7-11	0-0	0-6	3	1	1	0	19								
Pettinella	9	2-3	0-2	1-5	2	1	0	0	4								
Jones	23	3-4	2-3	1-6	1	0	1	0	8								
Singletary	31	4-9	10-12	1-5	6	6	0	4	19								
Farrakhan	4	0-2	0-0	0-0	0	0	0	0	0								
Baker	14	4-6	2-4	0-1	0	0	0	1	11								
Mikalaukas	19	2-2	4-6	2-4	0	1	0	0	8								
Tucker	17	1-4	2-2	0-2	0	0	2	0	5								
Zeglinski	7	0-1	0-0	0-1	1	3	0	0	0								
Burns	2	0-0	0-0	1-2	0	0	0	0	0								
Scott	2	0-1	2-2	1-1	0	0	0	0	2								
Harris	2	0-1	0-0	0-0	0	0	0	0	0								
Meynsse	10	2-2	0-0	1-2	0	2	0	0	4								
Team				2-3													
Totals	200	29-53	23-34	12-46	14	18	4	5	90								
		.547	.676														

3-Point Field Goals: (Verm.)--(4-17/235) McIntosh (1-2), Trimboli (2-7), Cieplicki (1-4), Accaoui (0-2), Vier (0-2). (UVa)--(9-19/474) Diane (1-3), Joseph (5-8), Singletary (1-2), Baker (1-1), Tucker (1-4), Zeglinski (0-1).

Vermont	32	40	72
Virginia	46	44	90
Attendance --	11,893		

Adrian Joseph and Sean Singletary each had 19 points to lead Virginia to a 90-72 season-opening victory over Vermont at John Paul Jones Arena. Calvin Baker added 11 points in his Cavalier debut and Mamadi Diane scored 10 points and grabbed a team-high eight rebounds.

The victory marked the 10th consecutive season-opening win for the Cavaliers.

Virginia had runs of 17-6 and 10-2 in the first half to build a 14-point advantage (46-32) at the break. Vermont could get no closer than nine points in the second half as the Cavaliers closed out the 18-point victory.

The Cavaliers out-rebounded the Catamounts 46-25 in the contest. Virginia shot 54.7 percent from the floor, including 47.4 percent from three-point range. Leading the UVa attack from behind the arc was Joseph, who tied a career high with five three-point field goals. Vermont shot 41.5 percent from the floor and just 23.5 percent from three-point range.

Vermont was led by Marqus Blakely, who posted a double-double with 24 points and 10 rebounds. Mike Trimboli added 16 points and Kyle Cieplicki had 13 points.

"It feels good to come out and get a double-figure win against a good team. We made it a priority to just go out there and jump out on them. We wanted to come out, defend, and get some early buckets in transition and we did a good job of that." - Sean Singletary

GAME #2 • NOVEMBER 14, 2007

HOWARD 53
AT VIRGINIA 92

HOWARD (0-2)		FG		FT		REB		A		TO		BS		S		TP	
Player	MP	FG	FT	(0-1)	A	TO	BS	S	TP								
Hampton	31	2-7	2-4	1-3	4	8	1	0	6								
Myatt	25	6-10	0-0	0-5	2	2	0	1	13								
Cooper	20	0-1	2-2	0-1	3	0	0	0	2								
White	36	2-11	0-0	0-6	7	2	0	0	6								
Smith	33	7-11	0-0	0-3	0	1	0	2	16								
Mukole	15	2-6	0-0	0-1	0	2	0	0	5								
Timothy	27	2-4	0-0	1-1	0	1	0	1	5								
Thomas	6	0-0	0-0	0-0	0	2	0	0	0								
Kirkpatrick	7	0-1	0-0	1-3	0	1	0	0	0								
Team				0-0													
Totals	200	21-51	4-6	3-23	16	19	1	6	53								
		.412	.667														

VIRGINIA (2-0)		FG		FT		REB		A		TO		BS		S		TP	
Player	MP	FG	FT	(0-1)	A	TO	BS	S	TP								
Diane	20	5-8	0-0	1-2	1	2	0	1	14								
Joseph	22	2-10	0-0	1-5	1	0	0	2	5								
Pettinella	21	2-3	1-2	5-5	0	1	1	0	5								
Jones	21	4-9	2-4	2-3	2	2	1	3	10								
Singletary	30	9-16	2-2	3-4	8	5	0	1	23								
Farrakhan	10	2-6	0-0	1-2	1	0	0	1	4								
Baker	17	4-8	0-0	2-8	5	0	0	0	11								
Mikalaukas	14	2-3	1-4	1-1	0	0	0	0	5								
Tucker	3	0-0	0-0	0-0	0	0	0	0	0								
Zeglinski	10	1-3	0-0	0-1	5	0	0	0	2								
Sherrill	2	1-1	0-0	0-0	0	0	0	0	2								
Burns	2	0-1	0-0	0-0	0	0	0	0	0								
Scott	14	3-4	0-1	2-6	1	0	0	2	7								
Harris	9	1-2	0-0	1-6	0	2	0	0	2								
Meynsse	5	1-1	0-0	1-1	0	0	0	0	2								
Team				1-4													
Totals	200	37-75	6-13	21-48	24	12	2	10	92								
		.493	.462														

3-Point Field Goals: (Howard)--(7-21/333) Hampton (0-1), Myatt (1-2), White (2-9), Smith (2-3), Mukole (1-3), Timothy (1-3). (UVa)--(12-29/414) Diane (4-7), Joseph (1-5), Jones (0-2), Singletary (3-6), Farrakhan (0-1), Baker (3-5), Zeglinski (0-2), Scott (1-1).

Howard	26	27	53
Virginia	41	51	92
Attendance --	11,162		

Sean Singletary had 23 points and eight assists to lead Virginia to a 92-53 win over Howard at John Paul Jones Arena in a game scheduled as part of the Philly Hoop Group Classic. Mamadi Diane had 14 points, Calvin Baker 11 points, and Jeff Jones 10 points for the Cavaliers, who improved to 2-0 on the young season.

In total, Virginia had 13 different players score in the game, the most since 14 different Cavaliers scored in a 93-47 win over Winthrop on Dec. 1, 1990.

The Cavaliers trailed by five (24-19) midway through the first half before ending the half on a 22-2 run. Virginia continued that momentum in the second half, outscoring the Bison 51-27.

Virginia outrebounded Howard by 25 in the game (48-23). The Cavaliers made a John Paul Jones Arena record 37 field goals, including 12 from three-point range. UVa shot 49.3 percent from the field and 41.4 percent from behind the arc. Howard shot 41.2 percent from the field and 33.3 percent from three-point-range. Howard had 19 turnovers, including 10 on steals by the Cavaliers.

Howard was led by Jeron Smith and Eugene Myatt, who had 16 and 13 points respectively.

"There is more time needed to experiment with different lineups and those kind of things. And that's what a day like today would be for. Although you can't be experimenting for too long because you've got some really difficult days ahead." - Dave Leitao

GAME #3 • NOVEMBER 17, 2007

VIRGINIA 75
AT #17 ARIZONA 72

VIRGINIA (3-0)		FG		FT		REB		A		TO		BS		S		TP	
Player	MP	FG	FT	(0-1)	A	TO	BS	S	TP								
Diane	36	3-4	0-0	0-1	1	3	3	0	9								
Joseph	22	1-2	2-2	2-3	1	1	0	1	4								
Pettinella	17	0-1	0-2	1-4	0	0	0	1	0								
Jones	21	5-8	0-0	0-1	0	3	0	0	15								
Singletary	36	6-19	11-11	0-4	8	5	0	1	24								
Farrakhan	2	0-0	0-0	0-0	0	0	0	0	0								
Baker	20	2-3	0-0	0-0	4	2	0	0	5								
Mikalaukas	23	3-4	0-0	1-6	0	0	0	1	6								
Tucker	21	5-7	0-0	2-4	0	1	0	0	12								
Harris	2	0-1	0-0	0-0	1	0	0	0	0								
Team				1-4													
Totals	200	25-49	13-15	7-27	14	18	3	4	75								
		.510	.867														

ARIZONA (1-1)		FG		FT		REB		A		TO		BS		S		TP	
Player	MP	FG	FT	(0-1)	A	TO	BS	S	TP								
Budinger	31	6-14	2-2	2-5	5	2	0	0	15								
Hill	29	5-7	4-4	4-5	0	2	0	0	14								
Bayless	37	7-15	3-5	1-4	4	4	0	1	21								
McClellan	39	4-8	0-0	0-3	4	4	2	2	9								
Dillon	37	1-3	2-2	1-3	3	2	0	2	5								
Wise	14	1-2	0-0	0-1	3	3	1	2	3								
Lucas-Perry	2	0-2	0-0	1-1	0	0	0	0	0								
Brielmaier	11	2-3	1-1	0-3	1	0	0	0	5								
Team				0-1													
Totals	200	26-54	12-14	9-26	20	17	3	7	72								
		.481	.857														

3-Point Field Goals: (UVa)--(12-21/571) Diane (3-3), Joseph (0-1), Jones (5-7), Singletary (1-6), Baker (1-1), Tucker (2-3). (Arizona)--(8-17/471) Budinger (1-2), Bayless (4-8), McClellan (1-1), Dillon (1-3), Wise (1-2), Lucas-Perry (0-1).

Virginia	42	33	75
Arizona	31	41	72
Attendance --	14,602		

Sean Singletary scored four consecutive points in the final 90 seconds to give Virginia the lead for good and finished with game-high totals of 24 points and eight assists to lead the Cavaliers to a 75-72 win at No. 17 Arizona. Jeff Jones was 5-7 from three-point range and finished with 15 points, and Jamil Tucker was 5-7 from the field and tied his career high with 12 points for UVa.

It was the first home loss in November for Arizona since 1978.

The Cavaliers led by two (33-31) with 3:15 remaining in the first half before scoring the last nine points of the half to lead by 11 (42-31) at halftime. Virginia shot 69.2 percent (9-13) from three-point range in the first half and made all five of its free throws.

Both teams made runs in the second half. Arizona scored 12 consecutive points to take a 52-48 lead with 13:25 left in the game. The Cavaliers scored nine consecutive points to lead 66-59 with 8:23 remaining to play, but the Wildcats came right back and scored eight straight points to retake the lead 67-66 with 5:12 left in the game. With the score tied at 69, Singletary made two free throws and then a jump shot to give UVa a 73-69 lead with 39 seconds to play. After a Jerryd Bayless three-pointer cut the Cavaliers' lead to one, Adrian Joseph made two free throws with 20 seconds remaining to provide Virginia with its final margin of victory.

For the game, the Cavaliers shot 51 percent from the field, including 57.1 percent from three-point range, and 86.7 percent from the free throw line. Arizona shot 48.1 percent from the field, including 47.1 percent from three-point range, and 85.7 percent from the free throw line.

Bayless scored 21 points to lead Arizona. Chase Budinger added 15 points and Jordan Hill 14.

"We got out early. We had a game plan and it worked. Both teams shot the ball extremely well in the first half, but we got the stops down the stretch. I'm really proud of how we stuck together." - Dave Leitao



CALVIN BAKER

#4

Sophomore • Guard • 6-2 • 186 • Newport News, Va. • Woodside H.S. • William & Mary

THIS SEASON:

- Is eligible to play this season after sitting out games in 2006-07 after transferring from William & Mary
- Has scored in double figures in seven games this season
- Made first start of the season at Duke and scored 13 points
- Scored 12 points vs. Hartford
- Had a UVa high six assists vs. Elon, which tied his career high at W&M
- Had a Virginia high 16 points (6-6 FG, 4-4 3FG) vs. Northwestern
- Scored 11 points vs. Drexel, the third time in his first four games he had 11 points
- Had five points and four assists at Arizona
- Had 11 points and tied a career-high (including W&M) with eight rebounds vs. Howard
- Scored 11 points vs. Vermont in his Cavalier debut
- Had 10 points, four rebounds, and three assists in the exhibition vs. Carson-Newman

SINGLE GAME BESTS (at Virginia)

POINTS

Season: 16 vs. Northwestern (11/27/07)
 Career: 16 vs. Northwestern (11/27/07)
 ACC: 13 at Duke (1/13/08)

REBOUNDS

Season: 8 vs. Howard (11/14/07)
 Career: 8 vs. Howard (11/14/07)
 ACC: 4 at Duke (1/13/08)

FG MADE

Season: 6 vs. Northwestern (11/27/07), at Duke (1/13/08)
 Career: 6 vs. Northwestern (11/27/07), at Duke (1/13/08)
 ACC: 6 at Duke (1/13/08)

FG ATTEMPTS

Season: 14 at Duke (1/13/08)
 Career: 14 at Duke (1/13/08)
 ACC: 14 at Duke (1/13/08)

3 PT FG MADE

Season: 4 vs. Northwestern (11/27/07)
 Career: 4 vs. Northwestern (11/27/07)
 ACC: 1 vs. Virginia Tech (1/16/08)

3 PT FG ATTEMPTS

Season: 7 vs. Syracuse (12/5/07)
 Career: 7 vs. Syracuse (12/5/07)
 ACC: 4 vs. Virginia Tech (1/16/08)

FT MADE

Season: 3 at Xavier (1/3/08)
 Career: 3 at Xavier (1/3/08)
 ACC: 1 at Duke (1/13/08)

FT ATTEMPTS

Season: 4 on three occasions
 Career: 4 on three occasions
 ACC: 1 at Duke (1/13/08), vs. Va Tech (1/16/08)

ASSISTS

Season: 6 vs. Elon (12/22/07)
 Career: 6 vs. Elon (12/22/07)
 ACC: 3 vs. Virginia Tech (1/16/08)

TURNOVERS

Season: 3 vs. Seton Hall (11/24/07), vs. Hampton (12/19/07)
 Career: 3 vs. Seton Hall (11/24/07), vs. Hampton (12/19/07)
 ACC: 2 at Duke (1/13/08), vs. Va Tech (1/16/08)

BLOCKS

Season: --
 Career: --
 ACC: --

STEALS

Season: 2 on three occasions
 Career: 2 on three occasions
 ACC: 2 vs. Virginia Tech (1/16/08)

MINUTES

Season: 33 vs. Virginia Tech (1/16/08)
 Career: 33 vs. Virginia Tech (1/16/08)
 ACC: 33 vs. Virginia Tech (1/16/08)

2007-08 GAME-BY GAME:

Opponent	GP-GS	FG-FGA	3FG-3FGA	FT-FTA	Off-Def	Total	A	TO	Blk	Stl	PF	Min	Pts
Vermont	1-0	4-6	1-1	2-4	0-1	1	0	0	0	1	2	14	11
Howard	2-0	4-8	3-5	0-0	2-6	8	5	0	0	0	0	17	11
at Arizona	3-0	2-3	1-1	0-0	0-0	0	4	2	0	0	2	20	5
Drexel	4-0	5-9	1-3	0-0	0-1	1	1	1	0	1	0	26	11
at Penn	5-0	2-5	1-3	1-2	0-1	1	5	2	0	0	1	20	6
vs. Seton Hall	6-0	4-12	1-6	0-0	1-2	3	1	3	0	0	4	27	9
Northwestern	7-0	6-6	4-4	0-0	0-2	2	1	1	0	0	3	16	16
Syracuse	8-0	3-10	2-7	0-0	0-1	1	1	2	0	2	3	31	8
Longwood	9-0	4-6	2-3	1-3	0-3	3	2	2	0	1	2	22	11
Hampton	10-0	2-4	2-4	0-0	0-4	4	2	3	0	0	2	30	6
Elon	11-0	2-7	1-3	2-2	2-1	3	6	1	0	0	2	24	7
Hartford	12-0	4-10	2-5	2-4	2-2	4	4	2	0	0	1	27	12
at Xavier	13-0	2-7	0-2	3-4	0-2	2	3	2	0	2	3	25	7
at Duke	14-1	6-14	0-1	1-1	1-3	4	2	2	0	1	1	29	13
Virginia Tech	15-2	2-8	1-4	0-1	0-0	0	3	2	0	2	0	33	5

CAREER STATISTICS (at Virginia)

Year	G-GS	Min-Avg.	FG-FGA	Pct.	3FG-3FGA	Pct.	FT-FTA	Pct.	Off-Def.	Reb-Avg.	PF-DQ	Ast	TO	Blk	Stl	Pts-Avg
2006-07	Did not play after transferring															
ACC																
2007-08	15-2	361-24.1	52-115	.452	22-52	.423	12-21	.571	8-29	37-2.5	26-0	40	25	0	10	138-9.2
ACC	2-2	62-31.0	8-22	.364	1-5	.200	1-2	.500	1-3	4-2.0	1-0	5	4	0	3	18-9.0
CAREER	15-2	361-24.1	52-115	.452	22-52	.423	12-21	.571	8-29	37-2.5	26-0	40	25	0	10	138-9.2
ACC	2-2	62-31.0	8-22	.364	1-5	.200	1-2	.500	1-3	4-2.0	1-0	5	4	0	3	18-9.0



ANDY BURNS

#31

Sophomore • Forward • 6-8 • 212 • Alexandria, Va. • Bishop Ireton H.S.

THIS SEASON:

- Scored his first two points of the season vs. Northwestern
- Had his first career assist at Penn
- Had two rebounds in two minutes of playing time in the season opener vs. Vermont
- Had one rebound and one assist in four minutes of action in the exhibition vs. Carson-Newman

SINGLE GAME BESTS

POINTS

Season: 2 vs. Northwestern (11/27/07)
 Career: 4 vs. UMES (11/26/06)
 ACC: --

REBOUNDS

Season: 2 vs. Vermont (11/11/07)
 Career: 3 vs. UMES (11/26/06)
 ACC: 1 at Virginia Tech (2/10/07)

FG MADE

Season: 1 vs. Northwestern (11/27/07)
 Career: 1 on three occasions
 ACC: --

FG ATTEMPTS

Season: 1 on five occasions
 Career: 2 vs. UMES (11/26/06), vs. Longwood (2/13/07)
 ACC: --

3 PT FG MADE

Season: --
 Career: 1 vs. Longwood (2/13/07)
 ACC: --

3 PT FG ATTEMPTS

Season: 1 vs. Longwood (12/7/07)
 Career: 1 on three occasions
 ACC: --

FT MADE

Season: 1 at Xavier (1/3/08)
 Career: 2 vs. UMES (11/26/06)
 ACC: --

FT ATTEMPTS

Season: 2 at Xavier (1/3/08)
 Career: 4 vs. UMES (11/26/06)
 ACC: --

ASSISTS

Season: 1 at Penn (11/23/07), vs. Longwood (12/7/07)
 Career: 1 at Penn (11/23/07), vs. Longwood (12/7/07)
 ACC: --

TURNOVERS

Season: 1 at Penn (11/23/07), vs. Longwood (12/7/07)
 Career: 1 on three occasions
 ACC: --

BLOCKS

Season: --
 Career: 1 vs. Longwood (2/13/07)
 ACC: --

STEALS

Season: --
 Career: --
 ACC: --

MINUTES


Season: 4 vs. Northwestern (11/27/07), at Xavier (1/3/08)
 Career: 7 vs. UMES (11/26/06)
 ACC: 1 vs. Miami (2/3/07), at Virginia Tech (2/10/07)

2007-08 GAME-BY GAME:

Opponent	GP-GS	FG-FGA	3FG-3FGA	FT-FTA	Off-Def	Total	A	TO	Blk	Stl	PF	Min	Pts
Vermont	1-0	0-0	0-0	0-0	1-1	2	0	0	0	0	1	2	0
Howard	2-0	0-1	0-0	0-0	0-0	0	0	0	0	0	0	2	0
at Arizona	DNP												
Drexel	DNP												
at Penn	3-0	0-1	0-0	0-0	1-0	1	1	1	0	0	1	2	0
vs. Seton Hall	DNP												
Northwestern	4-0	1-1	0-0	0-0	0-0	0	0	0	0	0	1	4	2
Syracuse	DNP												
Longwood	5-0	0-1	0-1	0-0	0-0	0	1	1	0	0	0	3	0
Hampton	DNP												
Elon	6-0	0-1	0-0	0-0	0-0	0	0	0	0	0	0	2	0
Hartford	DNP												
at Xavier	7-0	0-0	0-0	1-2	0-1	1	0	0	0	0	0	4	1
at Duke	DNP												
Virginia Tech	DNP												

CAREER STATISTICS

Year	G-GS	Min-Avg.	FG-FGA	Pct.	3FG-3FGA	Pct.	FT-FTA	Pct.	Off-Def.	Reb-Avg.	PF-DQ	Ast	TO	Blk	Stl	Pts-Avg
2006-07	13-0	20-1.5	2-4	.500	1-2	.500	2-8	.250	1-5	6-0.5	2-0	0	1	1	0	7-0.5
ACC	3-0	2-0.7	0-0	.000	0-0	.000	0-0	.000	0-1	1-0.3	0-0	0	0	0	0	0-0.0
2007-08	7-0	19-2.7	1-5	.200	0-1	.000	1-2	.500	2-2	4-0.6	3-0	2	2	0	0	3-0.4
ACC	0-0															
CAREER	20-0	39-2.0	3-9	.333	1-3	.333	3-10	.300	3-7	10-0.5	5-0	2	3	1	0	10-0.5
ACC	3-0	2-0.7	0-0	.000	0-0	.000	0-0	.000	0-1	1-0.3	0-0	0	0	0	0	0-0.0



MAMADI DIANE

#24

Junior • Guard/Forward • 6-5 • 201 • Potomac, Md. • DeMatha Catholic H.S.

THIS SEASON:

- Scored in double figures in 10 of 15 games this season
- Tied a season-high with nine rebounds vs. Virginia Tech
- Had 11 points and six rebounds at Duke
- Had 20 points, a season-high nine rebounds, three steals, two assists, and two blocks vs. Hartford
- Scored a season-high 22 points, including a career-high six 3-point FG vs. Northwestern
- Had 12 points and eight rebounds vs. Seton Hall
- Had 13 points, four rebounds and two steals at Penn
- Had 11 points and two rebounds vs. Drexel
- Scored nine points (3-3 3FG) and tied a career high with three blocks at Arizona
- Scored 14 points (5-8 FG, 4-7 3FG) against Howard
- Had 10 points and a team-high eight rebounds in the season opener vs. Vermont
- Had 19 points (8-10 FG), a game-high eight rebounds and four steals in the exhibition vs. Carson-Newman

2007-08 GAME-BY GAME:

Opponent	GP-GS	FG-FGA	3FG-3FGA	FT-FTA	Off-Def	Total	A	TO	Blk	Stl	PF	Min	Pts
Vermont	1-1	4-7	1-3	1-3	1-7	8	1	4	0	0	2	29	10
Howard	2-2	5-8	4-7	0-0	1-1	2	1	2	0	1	2	20	14
at Arizona	3-3	3-4	3-3	0-0	0-1	1	1	3	3	0	2	36	9
Drexel	4-4	3-7	2-4	3-4	2-0	2	0	3	0	0	3	28	11
at Penn	5-5	5-10	1-3	2-2	1-3	4	1	0	1	2	4	25	13
vs. Seton Hall	6-6	4-7	2-4	2-3	4-4	8	2	1	2	0	2	33	12
Northwestern	7-7	6-11	6-9	4-4	1-6	7	3	3	1	0	2	29	22
Syracuse	8-8	4-7	2-4	0-0	0-2	2	0	0	1	1	3	33	10
Longwood	9-9	4-11	2-5	1-2	1-3	4	1	0	1	0	1	18	11
Hampton	10-10	0-5	0-2	0-0	0-1	1	3	1	0	0	1	18	0
Elon	11-11	4-8	0-3	1-2	0-0	0	1	1	0	2	1	30	9
Hartford	12-12	6-8	4-5	4-6	1-8	9	2	3	2	3	3	34	20
at Xavier	13-13	2-8	1-3	2-3	1-1	2	1	0	0	0	1	17	7
at Duke	14-14	3-12	1-5	4-5	3-3	6	1	0	0	0	2	32	11
Virginia Tech	15-15	3-10	0-2	2-5	2-7	9	2	3	0	0	4	38	8

SINGLE GAME BESTS

POINTS

Season: 22 vs. Northwestern (11/27/07)
 Career: 26 vs. Maryland (1/16/07)
 ACC: 26 vs. Maryland (1/16/07)

REBOUNDS

Season: 9 vs. Hartford (12/30/07), vs. Va Tech (1/16/08)
 Career: 11 vs. Hampton (12/16/06)
 ACC: 10 vs. Wake Forest (2/4/06)

FG MADE

Season: 6 vs. Northwestern (11/27/07), vs. Hartford (12/30/07)
 Career: 9 vs. Maryland (1/16/07)
 ACC: 9 vs. Maryland (1/16/07)

FG ATTEMPTS

Season: 12 at Duke (1/13/08)
 Career: 16 at Ga Tech (12/4/05), vs. Maryland (1/16/07)
 ACC: 16 at Ga Tech (12/4/05), vs. Maryland (1/16/07)

3 PT FG MADE

Season: 6 vs. Northwestern (11/27/07)
 Career: 6 vs. Northwestern (11/27/07)
 ACC: 3 on 3 occasions

3 PT FG ATTEMPTS

Season: 9 vs. Northwestern (11/27/07)
 Career: 9 vs. Northwestern (11/27/07)
 ACC: 8 at North Carolina (1/10/07)

FT MADE

Season: 4 on three occasions
 Career: 7 vs. Loyola (12/23/05), vs. UMES (11/26/06)
 ACC: 6 vs. Maryland (1/16/07)

FT ATTEMPTS

Season: 6 vs. Hartford (12/30/07)
 Career: 8 vs. Loyola (12/23/05)
 ACC: 7 vs. Maryland (1/16/07)

ASSISTS

Season: 3 vs. Northwestern (11/27/07), vs. Hampton (12/19/07)
 Career: 4 vs. Loyola (12/23/05)
 ACC: 3 on 3 occasions

TURNOVERS

Season: 4 vs. Vermont (11/11/07)
 Career: 5 vs. Morgan State (11/19/06)
 ACC: 4 vs. Virginia Tech (3/1/07)

BLOCKS

Season: 3 at Arizona (11/17/07)
 Career: 3 vs. Liberty (11/18/05), at Arizona (11/17/07)
 ACC: 2 on 4 occasions

STEALS


Season: 3 vs. Hartford (12/30/07)
 Career: 4 vs. Maryland (1/16/07)
 ACC: 4 vs. Maryland (1/16/07)

MINUTES

Season: 38 vs. Virginia Tech (1/16/08)
 Career: 39 vs. Duke (2/1/07)
 ACC: 39 vs. Duke (2/1/07)

CAREER STATISTICS

Year	G-GS	Min-Avg.	FG-FGA	Pct.	3FG-3FGA	Pct.	FT-FTA	Pct.	Off-Def.	Reb-Avg.	PF-DQ	Ast	TO	Blk	Stl	Pts-Avg
2005-06	30-11	668-22.3	65-193	.337	16-66	.242	35-43	.814	33-79	112-3.7	42-0	32	36	11	22	181-6.0
ACC	16-1	321-20.1	31-94	.330	7-36	.194	12-15	.800	20-39	59-3.7	22-0	17	17	3	10	81-5.1
2006-07	32-32	883-27.6	111-251	.442	42-120	.350	43-57	.754	34-78	112-3.5	61-3	38	42	13	26	307-9.6
ACC	16-16	446-27.9	49-132	.371	18-64	.281	18-27	.667	17-37	54-3.4	32-2	18	21	8	15	134-8.4
2007-08	15-15	420-28.0	56-123	.455	29-62	.468	26-39	.667	18-47	65-4.3	33-0	20	24	11	9	167-11.1
ACC	2-2	70-35.0	6-22	.273	1-7	.143	6-10	.600	5-10	15-7.5	6-0	3	3	0	0	19-9.5
CAREER	77-58	1971-25.6	232-567	.409	87-248	.351	104-139	.748	85-204	289-3.8	136-3	90	102	35	57	655-8.5
ACC	34-19	837-24.6	86-248	.347	26-107	.243	36-52	.692	42-86	128-3.8	60-2	38	41	11	25	234-6.9



MUSTAPHA FARRAKHAN

#2

Freshman • Guard • 6-4 • 175 • Harvey, Ill. • Thornton Township H.S.

THIS SEASON:

- Had three points at Xavier
- Scored two points vs. Elon
- Had two points and an assist vs. Hampton
- Scored his first career points (4) in 10 minutes of action vs. Howard
- Made his Cavalier debut vs. Vermont, playing four minutes
- Had 13 points and five rebounds in the exhibition game against Carson-Newman

SINGLE GAME BESTS

POINTS

Season: 4 vs. Howard (11/14/07)
 Career: 4 vs. Howard (11/14/07)
 ACC: --

REBOUNDS

Season: 2 on three occasions
 Career: 2 on three occasions
 ACC: --

FG MADE

Season: 2 vs. Howard (11/14/07)
 Career: 2 vs. Howard (11/14/07)
 ACC: --

FG ATTEMPTS

Season: 6 vs. Howard (11/14/07)
 Career: 6 vs. Howard (11/14/07)
 ACC: --

3 PT FG MADE

Season: 1 at Xavier (1/3/08)
 Career: 1 at Xavier (1/3/08)
 ACC: --

3 PT FG ATTEMPTS

Season: 2 on three occasions
 Career: 2 on three occasions
 ACC: --

FT MADE

Season: --
 Career: --
 ACC: --

FT ATTEMPTS

Season: 2 vs. Hartford (12/30/07)
 Career: 2 vs. Hartford (12/30/07)
 ACC: 1 at Duke (1/13/08)

ASSISTS

Season: 1 on three occasions
 Career: 1 on three occasions
 ACC: --

TURNOVERS

Season: 3 at Penn (11/23/07)
 Career: 3 at Penn (11/23/07)
 ACC: 1 at Duke (1/13/08)

BLOCKS

Season: --
 Career: --
 ACC: --

STEALS

Season: 1 vs. Howard (11/14/07), at Xavier (1/3/08)
 Career: 1 vs. Howard (11/14/07), at Xavier (1/3/08)
 ACC: --

MINUTES


Season: 10 on three occasions
 Career: 10 on three occasions
 ACC: 4 at Duke (1/13/08)

2007-08 GAME-BY GAME:

Opponent	GP-GS	FG-FGA	3FG-3FGA	FT-FTA	Off-Def	Total	A	TO	Blk	Stl	PF	Min	Pts
Vermont	1-0	0-2	0-0	0-0	0-0	0	0	0	0	0	1	4	0
Howard	2-0	2-6	0-1	0-0	1-1	2	1	0	0	1	2	10	4
at Arizona	3-0	0-0	0-0	0-0	0-0	0	0	0	0	0	0	2	0
Drexel	4-0	0-1	0-0	0-0	0-2	2	0	0	0	0	0	3	0
at Penn	5-0	0-2	0-2	0-0	0-2	2	0	3	0	0	0	10	0
vs. Seton Hall	DNP												
Northwestern	6-0	1-3	0-2	0-0	0-1	1	0	1	0	0	0	8	2
Syracuse	DNP												
Longwood	7-0	0-0	0-0	0-0	0-0	0	0	0	0	0	0	2	0
Hampton	8-0	1-3	0-1	0-0	0-0	0	1	0	0	0	0	5	2
Elon	9-0	1-2	0-1	0-0	0-0	0	0	2	0	0	0	7	2
Hartford	10-0	0-0	0-0	0-2	0-1	1	1	2	0	0	1	3	0
at Xavier	11-0	1-5	1-2	0-0	1-0	1	0	0	0	1	0	10	3
at Duke	12-0	0-0	0-0	0-1	0-0	0	0	1	0	0	0	4	0
Virginia Tech	DNP												

CAREER STATISTICS

Year	G-GS	Min-Avg.	FG-FGA	Pct.	3FG-3FGA	Pct.	FT-FTA	Pct.	Off-Def.	Reb-Avg.	PF-DQ	Ast	TO	Blk	Stl	Pts-Avg
2007-08	12-0	68-5.7	6-24	.250	1-9	.111	0-3	.000	2-7	9-0.8	4-0	3	9	0	2	13-1.1
ACC	1-0	4-4.0	0-0	.000	0-0	.000	0-1	.000	0-0	0-0.0	0-0	0	1	0	0	0-0.0
CAREER	12-0	68-5.7	6-24	.250	1-9	.111	0-3	.000	2-7	9-0.8	4-0	3	9	0	2	13-1.1
ACC	1-0	4-4.0	0-0	.000	0-0	.000	0-1	.000	0-0	0-0.0	0-0	0	1	0	0	0-0.0



WILL HARRIS

#43

Sophomore • Forward/Guard • 6-6 • 245 • Corona, N.Y. • Brewster Academy

THIS SEASON:

- Had six points and four rebounds at Xavier
- Made a career-high two 3-point field goals and tied a season-high with seven points vs. Elon
- Had four points and tied his career-high with eight rebounds vs. Longwood
- Scored seven points (3-3 FG) vs. Syracuse
- Had four rebounds vs. Northwestern
- Had six points (3-6 FG) along with three rebounds at Penn
- Scored two points and had six rebounds vs. Howard
- Played two minutes in the season opener vs. Vermont

SINGLE GAME BESTS

POINTS

Season: 7 vs. Syracuse (12/5/07), vs. Elon (12/22/07)
 Career: 16 vs. Morgan State (11/19/06)
 ACC: 14 vs. NC State (12/3/06)

REBOUNDS

Season: 8 vs. Longwood (12/7/07)
 Career: 8 on three occasions
 ACC: 6 vs. NC State (12/3/06)

FG MADE

Season: 3 at Penn (11/23/07), vs. Syracuse (12/5/07)
 Career: 7 vs. Morgan State (11/19/06)
 ACC: 5 vs. NC State (12/3/06)

FG ATTEMPTS

Season: 6 at Penn (11/23/07)
 Career: 12 vs. Morgan State (11/19/06)
 ACC: 6 on 4 occasions

3 PT FG MADE

Season: 2 vs. Elon (12/22/07)
 Career: 2 vs. Elon (12/22/07)
 ACC: 1 on 6 occasions

3 PT FG ATTEMPTS

Season: 3 vs. Elon (12/22/07)
 Career: 3 vs. UMES (11/26/06), vs. Elon (12/22/07)
 ACC: 2 vs. NC State (12/3/06), vs. Miami (2/3/07)

FT MADE

Season: 2 on three occasions
 Career: 3 vs. Arizona (11/26/06), vs. NC State (12/3/06)
 ACC: 3 vs. NC State (12/3/06)

FT ATTEMPTS

Season: 3 vs. Longwood (12/7/07)
 Career: 4 on 3 occasions
 ACC: 4 vs. NC State (12/3/06), at Va. Tech (2/10/07)

ASSISTS

Season: 1 at Penn (11/23/07), vs. Hampton (12/19/07)
 Career: 4 vs. Gonzaga (1/3/07)
 ACC: 1 at Clemson (1/28/07), vs. Ga. Tech (2/24/07)

TURNOVERS

Season: 2 on three occasions
 Career: 5 vs. Morgan State (11/19/06)
 ACC: 3 vs. Maryland (1/16/07)

BLOCKS

Season: --
 Career: 2 vs. Longwood (2/13/07)
 ACC: 1 vs. Georgia Tech (2/24/07)

STEALS

Season: 1 on 3 occasions
 Career: 1 on 9 occasions
 ACC: 1 on 5 occasions

MINUTES


Season: 20 vs. Longwood (12/7/07)
 Career: 26 vs. Puerto Rico-Mayaguez (12/21/06)
 ACC: 22 at Virginia Tech (2/10/07)

2007-08 GAME-BY-GAME:

Opponent	GP-GS	FG-FGA	3FG-3FGA	FT-FTA	Off-Def	Total	A	TO	Blk	Stl	PF	Min	Pts
Vermont	1-0	0-1	0-0	0-0	0-0	0	0	0	0	0	0	2	0
Howard	2-0	1-2	0-0	0-0	1-5	6	0	2	0	0	1	9	2
at Arizona	3-0	0-1	0-0	0-0	0-0	0	0	1	0	0	1	2	0
Drexel	DNP												
at Penn	4-0	3-6	0-1	0-1	1-2	3	1	0	0	1	0	13	6
vs. Seton Hall	5-0	0-1	0-0	2-2	0-1	1	0	0	0	0	0	3	2
Northwestern	6-0	0-3	0-1	0-0	2-2	4	0	1	0	1	1	17	0
Syracuse	7-0	3-3	1-1	0-0	1-1	2	0	1	0	0	1	9	7
Longwood	8-0	1-3	0-0	2-3	5-3	8	0	2	0	1	0	20	4
Hampton	9-0	0-2	0-0	2-2	2-1	3	1	2	0	0	2	9	2
Elon	10-0	2-3	2-3	1-2	0-5	5	0	0	0	0	1	11	7
Hartford	11-0	1-2	0-1	0-1	0-1	1	0	0	0	0	1	10	2
at Xavier	12-0	2-5	1-1	1-2	2-2	4	0	1	0	0	2	16	6
at Duke	13-0	0-0	0-0	0-0	0-0	0	0	0	0	0	1	1	0
Virginia Tech	DNP												

CAREER STATISTICS

Year	G-GS	Min-Avg.	FG-FGA	Pct.	3FG-3FGA	Pct.	FT-FTA	Pct.	Off-Def.	Reb-Avg.	PF-DQ	Ast	TO	Blk	Stl	Pts-Avg
2006-07	32-3	444-13.9	45-121	.372	9-36	.250	16-24	.667	39-64	103-3.2	48-0	13	31	9	6	115-3.6
ACC	16-0	189-11.8	22-53	.415	5-15	.333	8-13	.615	15-28	43-2.7	25-0	2	16	1	5	57-3.6
2007-08	13-0	122-9.4	13-32	.406	4-8	.500	8-13	.615	14-23	37-2.8	11-0	2	10	0	3	38-2.9
ACC	1-0	1-1.0	0-0	.000	0-0	.000	0-0	.000	0-0	0-0.0	1-0	0	0	0	0	0-0.0
CAREER	45-3	566-12.6	58-153	.379	13-44	.295	24-37	.649	53-87	140-3.1	59-0	15	41	9	9	153-3.4
ACC	17-0	190-11.2	22-53	.415	5-15	.333	8-13	.615	15-28	43-2.5	26-0	2	16	1	5	57-3.4



JEFF JONES

#1

Freshman • Guard • 6-4 • 193 • Chester, Pa. • Monsignor Bonner H.S.

THIS SEASON:

- Started the first 13 games this season
- Had eight points vs. Hartford
- Scored 10 points and had four rebounds vs. Elon
- Had eight points, five rebounds, and two assists vs. Northwestern
- Scored a career-high 15 points (5-7 3FG) at Arizona
- Had first career double-figure scoring game with 10 points vs. Howard
- Started the season opener vs. Vermont, his collegiate debut, and had eight points and six rebounds
- Had 12 points and six rebounds in a start in the exhibition against Carson-Newman

SINGLE GAME BESTS

POINTS

Season: 15 at Arizona (11/17/07)
 Career: 15 at Arizona (11/17/07)
 ACC: 2 vs. Virginia Tech (1/16/08)

REBOUNDS

Season: 6 vs. Vermont (11/11/07)
 Career: 6 vs. Vermont (11/11/07)
 ACC: 1 at Duke (1/13/08), vs. Va Tech (1/16/08)

FG MADE

Season: 5 at Arizona (11/17/07)
 Career: 5 at Arizona (11/17/07)
 ACC: --

FG ATTEMPTS

Season: 9 vs. Howard (11/14/07)
 Career: 9 vs. Howard (11/14/07)
 ACC: 2 vs. Virginia Tech (1/16/08)

3 PT FG MADE

Season: 5 at Arizona (11/17/07)
 Career: 5 at Arizona (11/17/07)
 ACC: --

3 PT FG ATTEMPTS

Season: 7 at Arizona (11/17/07)
 Career: 7 at Arizona (11/17/07)
 ACC: --

FT MADE

Season: 4 vs. N'western (11/27/07), vs. Hartford (12/30/07)
 Career: 4 vs. N'western (11/27/07), vs. Hartford (12/30/07)
 ACC: 2 vs. Virginia Tech (1/16/08)

FT ATTEMPTS

Season: 5 vs. N'western (11/27/07), vs. Hartford (12/30/07)
 Career: 5 vs. N'western (11/27/07), vs. Hartford (12/30/07)
 ACC: 2 vs. Virginia Tech (1/16/08)

ASSISTS

Season: 2 on three occasions
 Career: 2 on three occasions
 ACC: --

TURNOVERS

Season: 4 vs. Longwood (12/7/07)
 Career: 4 vs. Longwood (12/7/07)
 ACC: 3 at Duke (1/13/08)

BLOCKS

Season: 1 on three occasions
 Career: 1 on three occasions
 ACC: --

STEALS

Season: 3 vs. Howard (11/14/07)
 Career: 3 vs. Howard (11/14/07)
 ACC: --

MINUTES


Season: 23 vs. Vermont (11/11/07), vs. Hartford (12/30/07)
 Career: 23 vs. Vermont (11/11/07), vs. Hartford (12/30/07)
 ACC: 11 vs. Virginia Tech (1/16/08)

2007-08 GAME-BY GAME:

Opponent	GP-GS	FG-FGA	3FG-3FGA	FT-FTA	Off-Def	Total	A	TO	Blk	Stl	PF	Min	Pts
Vermont	1-1	3-4	0-0	2-3	1-5	6	1	0	1	0	0	23	8
Howard	2-2	4-9	0-2	2-4	2-1	3	2	2	1	3	1	21	10
at Arizona	3-3	5-8	5-7	0-0	0-1	1	0	3	0	0	3	21	15
Drexel	4-4	1-3	0-0	0-0	0-2	2	0	2	1	0	0	9	2
at Penn	5-5	0-1	0-1	2-4	0-0	0	1	1	0	0	4	9	2
vs. Seton Hall	6-6	2-7	0-1	0-0	1-1	2	0	2	0	0	2	18	4
Northwestern	7-7	2-8	0-2	4-5	0-5	5	2	0	0	0	2	21	8
Syracuse	8-8	2-4	0-1	0-0	1-0	1	1	2	0	1	2	12	4
Longwood	9-9	0-5	0-2	0-0	0-3	3	0	4	0	1	3	18	0
Hampton	10-10	2-7	0-2	2-2	1-1	2	2	1	0	0	1	14	6
Elon	11-11	4-8	0-2	2-2	0-4	4	0	1	0	0	0	22	10
Hartford	12-12	2-3	0-0	4-5	0-1	1	0	2	0	0	1	23	8
at Xavier	13-13	1-1	0-0	0-0	0-1	1	0	1	0	0	1	6	2
at Duke	14-13	0-0	0-0	0-0	0-1	1	0	3	0	0	0	4	0
Virginia Tech	15-13	0-2	0-0	2-2	1-0	1	0	0	0	0	0	11	2

CAREER STATISTICS

Year	G-GS	Min-Avg.	FG-FGA	Pct.	3FG-3FGA	Pct.	FT-FTA	Pct.	Off-Def.	Reb-Avg.	PF-DQ	Ast	TO	Blk	Stl	Pts-Avg
2007-08	15-13	232-15.5	28-70	.400	5-20	.250	20-27	.741	7-26	33-2.2	20-0	9	24	3	5	81-5.4
ACC	2-0	15-7.5	0-2	.000	0-0	.000	2-2	1.000	1-1	2-1.0	0-0	0	3	0	0	2-1.0
CAREER	15-13	232-15.5	28-70	.400	5-20	.250	20-27	.741	7-26	33-2.2	20-0	9	24	3	5	81-5.4
ACC	2-0	15-7.5	0-2	.000	0-0	.000	2-2	1.000	1-1	2-1.0	0-0	0	3	0	0	2-1.0



ADRIAN JOSEPH

#30

Senior • Forward • 6-7 • 201 • San Fernando, Trinidad • Brewster Academy

THIS SEASON:

- Co-captain for the 2007-08 season
- Has had five double-doubles in points and rebounds this season
- Has had double figure rebounds in six games this season
- Had 11 points and eight rebounds vs. Virginia Tech
- Had a double-double (15 pts, 12 rebs.) and tied a career-high with two blocks vs. Hartford
- Scored 16 points, all in the second half, against Elon
- Scored a team-high 19 points vs. Hampton on 7-11 FG (4-7 3FG)
- Had a double-double (13 points, 10 rebounds) vs. Longwood
- Had a double-double (19 points, 13 rebounds) vs. Syracuse
- Tied a career-high with three steals vs. Northwestern
- Grabbed a career-high 16 rebounds vs. Seton Hall
- Had 23 points (one shy of his career high) and 11 rebounds at Penn to post his second consecutive double-double
- Posted his first career double-double with 11 points and 11 rebounds vs. Drexel
- Scored four points at Arizona, including two free throws in the final minute
- Had 19 points against Vermont in the season opener, tying career highs with five 3-point field goals and three assists

2007-08 GAME-BY GAME:

Opponent	GP-GS	FG-FGA	3FG-3FGA	FT-FTA	Off-Def	Total	A	TO	Blk	Stl	PF	Min	Pts
Vermont	1-1	7-11	5-8	0-0	0-6	6	3	1	1	0	2	31	19
Howard	2-2	2-10	1-5	0-0	1-4	5	1	0	0	2	0	22	5
at Arizona	3-3	1-2	0-1	2-2	2-1	3	1	1	0	1	2	22	4
Drexel	4-4	4-9	1-4	2-2	2-9	11	1	0	0	0	2	30	11
at Penn	5-5	7-14	5-7	4-5	5-6	11	0	2	1	1	2	24	23
vs. Seton Hall	6-6	2-7	2-5	0-0	5-11	16	1	5	1	0	1	28	6
Northwestern	7-7	3-9	2-5	0-0	1-4	5	0	0	1	3	1	18	8
Syracuse	8-8	8-18	3-10	0-0	4-9	13	2	5	0	0	2	38	19
Longwood	9-9	4-11	3-8	2-3	2-8	10	1	3	1	0	1	28	13
Hampton	10-10	7-11	4-7	1-3	0-3	3	1	4	0	2	3	31	19
Elon	11-11	6-12	1-6	3-4	1-1	2	2	0	0	2	1	23	16
Hartford	12-12	5-12	3-7	2-2	3-9	12	0	1	2	1	1	30	15
at Xavier	13-13	2-7	2-6	0-0	2-1	3	2	1	0	0	0	18	6
at Duke	14-14	1-4	0-1	1-1	3-6	9	1	0	0	0	0	30	3
Virginia Tech	15-15	4-13	3-11	0-0	1-7	8	0	1	0	1	1	39	11

SINGLE GAME BESTS

POINTS

Season: 23 at Penn (11/23/07)
 Career: 24 vs. Loyola (12/23/05)
 ACC: 19 vs. Wake Forest (1/2/05)

REBOUNDS

Season: 16 vs. Seton Hall (11/24/07)
 Career: 16 vs. Seton Hall (11/24/07)
 ACC: 9 at Duke (1/13/08)

FG MADE

Season: 8 vs. Syracuse (12/5/07)
 Career: 9 vs. Loyola (12/23/05)
 ACC: 7 vs. Wake Forest (1/2/05)

FG ATTEMPTS

Season: 18 vs. Syracuse (12/5/07)
 Career: 18 vs. Syracuse (12/5/07)
 ACC: 13 vs. Virginia Tech (1/16/08)

3 PT FG MADE

Season: 5 vs. Vermont (11/11/07), at Penn (11/23/07)
 Career: 5 on four occasions
 ACC: 5 vs. Florida State (2/17/07)

3 PT FG ATTEMPTS

Season: 11 vs. Virginia Tech (1/16/08)
 Career: 11 vs. Virginia Tech (1/16/08)
 ACC: 11 vs. Virginia Tech (1/16/08)

FT MADE

Season: 4 at Penn (11/23/07)
 Career: 4 on three occasions
 ACC: 4 vs. Clemson (1/7/06)

FT ATTEMPTS

Season: 5 at Penn (11/23/07)
 Career: 5 at Penn (11/23/07)
 ACC: 4 vs. Clemson (1/7/06), vs. Va. Tech (2/11/06)

ASSISTS

Season: 3 vs. Vermont (11/11/07)
 Career: 3 on 5 occasions
 ACC: 3 at Maryland (2/7/06), vs. NC State (12/3/06)

TURNOVERS

Season: 5 vs. Seton Hall (11/24/07), vs. Syracuse (12/5/07)
 Career: 5 on three occasions
 ACC: 3 vs. Virginia Tech (2/11/06)

BLOCKS

Season: 2 vs. Hartford (12/30/07)
 Career: 2 on six occasions
 ACC: 2 at NC State (2/1/06)

STEALS


Season: 3 vs. Northwestern (11/27/07)
 Career: 3 on three occasions
 ACC: 3 vs. Duke (1/16/05)

MINUTES

Season: 39 vs. Virginia Tech (1/16/08)
 Career: 40 vs. Virginia Tech (2/11/06)
 ACC: 40 vs. Virginia Tech (2/11/06)

CAREER STATISTICS

Year	G-GS	Min-Avg.	FG-FGA	Pct.	3FG-3FGA	Pct.	FT-FTA	Pct.	Off-Def.	Reb-Avg.	PF-DQ	Ast	TO	Blk	Stl	Pts-Avg
2004-05	23-6	322-14.0	37-93	.398	14-41	.341	9-13	.692	9-18	27-1.2	21-0	8	12	3	10	97-4.2
ACC	11-5	195-17.7	21-53	.396	12-26	.462	7-7	1.000	7-10	17-1.5	14-0	6	5	1	6	61-5.5
2005-06	30-19	857-28.6	103-256	.402	46-136	.338	31-42	.738	32-102	134-4.5	46-1	16	45	19	11	283-9.4
ACC	16-14	465-29.1	53-132	.402	25-74	.338	15-18	.833	14-60	74-4.6	21-0	9	20	7	5	146-9.1
2006-07	31-3	686-22.1	88-199	.442	42-121	.347	6-8	.750	33-76	109-3.5	39-0	29	26	7	11	224-7.2
ACC	16-0	308-19.3	37-92	.402	21-62	.339	0-0	.000	12-34	46-2.9	20-0	11	11	5	2	95-5.9
2007-08	15-15	412-27.5	63-150	.420	35-91	.385	17-22	.773	32-85	117-7.8	19-0	16	24	7	13	178-11.9
ACC	2-2	69-34.5	5-17	.294	3-12	.250	1-1	1.000	4-13	17-8.5	1-0	1	1	0	1	14-7.0
CAREER	99-43	2277-23.0	291-698	.417	137-389	.352	63-85	.741	106-281	387-3.9	125-1	69	107	36	45	782-7.9
ACC	45-21	1037-23.0	116-294	.395	61-174	.351	23-26	.885	37-117	154-3.4	56-0	27	37	13	14	316-7.0



JEROME MEYINSSE

#55

Sophomore • Forward/Center • 6-8 • 245 • Baton Rouge, La. • McKinley H.S.

THIS SEASON:

- Had three points, seven rebounds, and his first block of the season vs. Hartford
- Had a career-high 12 points with 5-5 FG shooting vs. Elon
- Scored nine points and grabbed a career-high nine rebounds vs. Hampton
- Had three rebounds vs. Longwood
- Scored two points vs. Howard and Northwestern
- Had four points and two rebounds in the season opener vs. Vermont
- Had seven points and seven rebounds in 14 minutes of action in the exhibition against Carson-Newman

SINGLE GAME BESTS

POINTS

Season: 12 vs. Elon (12/22/07)
 Career: 12 vs. Elon (12/22/07)
 ACC: --

REBOUNDS

Season: 9 vs. Hampton (12/19/07)
 Career: 9 vs. Hampton (12/19/07)
 ACC: 1 at Duke (1/13/08), vs. Va Tech (1/16/08)

FG MADE

Season: 5 vs. Elon (12/22/07)
 Career: 5 vs. Elon (12/22/07)
 ACC: --

FG ATTEMPTS

Season: 7 vs. Hampton (12/19/07)
 Career: 7 vs. Hampton (12/19/07)
 ACC: 1 vs. Miami (2/3/07)

3 PT FG MADE

Season: --
 Career: --
 ACC: --

3 PT FG ATTEMPTS

Season: --
 Career: --
 ACC: --

FT MADE

Season: 2 vs. Elon (12/22/07)
 Career: 5 vs. UMES (11/26/06)
 ACC: --

FT ATTEMPTS

Season: 4 vs. Elon (12/22/07)
 Career: 6 vs. UMES (11/26/06)
 ACC: --

ASSISTS

Season: 1 vs. Hampton (12/19/07), vs. Elon (12/22/07)
 Career: 1 on three occasions
 ACC: --

TURNOVERS

Season: 2 vs. Vermont (11/11/07), at Penn (11/23/07)
 Career: 2 on three occasions
 ACC: --

BLOCKS

Season: 1 vs. Hartford (12/30/07)
 Career: 1 on three occasions
 ACC: --

STEALS

Season: 1 at Penn (11/23/07), vs. Elon (12/22/07)
 Career: 2 vs. PR-Mayaguez (12/21/06)
 ACC: --

MINUTES

Season: 22 vs. Hampton (12/19/07)
 Career: 22 vs. Hampton (12/19/07)
 ACC: 5 at Duke (1/13/08)

2007-08 GAME-BY-GAME:

Opponent	GP-GS	FG-FGA	3FG-3FGA	FT-FTA	Off-Def	Total	A	TO	Blk	Stl	PF	Min	Pts
Vermont	1-0	2-2	0-0	0-0	1-1	2	0	2	0	0	2	10	4
Howard	2-0	1-1	0-0	0-0	1-0	1	0	0	0	0	0	5	2
at Arizona	DNP												
Drexel	3-0	0-0	0-0	0-0	0-1	1	0	0	0	0	0	2	0
at Penn	4-0	0-0	0-0	0-0	1-0	1	0	2	0	1	2	4	0
vs. Seton Hall	DNP												
Northwestern	5-0	1-1	0-0	0-0	0-1	1	0	0	0	0	0	6	2
Syracuse	DNP												
Longwood	6-0	0-0	0-0	0-0	2-1	3	0	1	0	0	0	6	0
Hampton	7-0	4-7	0-0	1-3	3-6	9	1	1	0	0	4	22	9
Elon	8-0	5-5	0-0	2-4	1-1	2	1	0	0	1	4	21	12
Hartford	9-0	1-3	0-0	1-1	2-5	7	0	0	1	0	2	14	3
at Xavier	10-0	0-0	0-0	0-0	0-0	0	0	1	0	0	0	7	0
at Duke	11-0	0-0	0-0	0-0	0-1	1	0	0	0	0	1	5	0
Virginia Tech	12-0	0-0	0-0	0-0	1-0	1	0	0	0	0	2	4	0

CAREER STATISTICS

Year	G-GS	Min-Avg.	FG-FGA	Pct.	3FG-3FGA	Pct.	FT-FTA	Pct.	Off-Def.	Reb-Avg.	PF-DQ	Ast	TO	Blk	Stl	Pts-Avg
2006-07	15-0	100-6.7	4-11	.364	0-0	.000	9-13	.692	3-17	20-1.3	15-0	1	4	2	2	17-1.1
ACC	4-0	8-2.0	0-1	.000	0-0	.000	0-0	.000	0-0	0-0.0	3-0	0	0	0	0	0-0.0
2007-08	12-0	106-8.8	14-19	.737	0-0	.000	4-8	.500	12-17	29-2.4	17-0	2	7	1	2	32-2.7
ACC	2-0	9-4.5	0-0	.000	0-0	.000	0-0	.000	1-1	2-1.0	3-0	0	0	0	0	0-0.0
CAREER	27-0	206-7.6	18-30	.600	0-0	.000	13-21	.619	15-34	49-1.8	32-0	3	11	3	4	49-1.8
ACC	6-0	17-2.8	0-1	.000	0-0	.000	0-0	.000	1-1	2-0.3	6-0	0	0	0	0	0-0.0



LAURYNAS MIKALAUSKAS

#11

Junior • Forward • 6-8 • 246 • Palanga, Lithuania • Blue Ridge School

THIS SEASON:

- Did not play in the last six games due to injury
- Made first start of the season vs. Longwood and had four points
- Had seven points and tied his season high with six rebounds vs. Northwestern
- Tied a season high with eight points at Penn
- Had six points and a season-high six rebounds at Arizona
- Scored five points vs. Howard
- Had eight points and four rebounds in the season opener vs. Vermont

SINGLE GAME BESTS

POINTS

Season: 8 vs. Vermont (11/11/07), at Penn (11/23/07)
 Career: 14 vs. Liberty (11/18/05)
 ACC: 12 vs. Miami (1/24/06)

REBOUNDS

Season: 6 at Arizona (11/17/07), vs. Northwestern (11/27/07)
 Career: 12 vs. Virginia Tech (3/9/06)
 ACC: 12 vs. Virginia Tech (3/9/06)

FG MADE

Season: 3 at Arizona (11/17/07), at Penn (11/23/07)
 Career: 6 vs. Liberty (11/18/05)
 ACC: 5 vs. UNC (1/19/06), vs. Miami (1/24/06)

FG ATTEMPTS

Season: 6 at Penn (11/23/07)
 Career: 11 vs. Loyola (12/23/05)
 ACC: 9 vs. North Carolina (1/19/06)

3 PT FG MADE

Season: --
 Career: --
 ACC: --

3 PT FG ATTEMPTS

Season: --
 Career: 1 vs. Appalachian State (12/19/06)
 ACC: --

FT MADE

Season: 4 vs. Vermont (11/11/07)
 Career: 5 vs. Virginia Tech (3/9/06)
 ACC: 5 vs. Virginia Tech (3/9/06)

FT ATTEMPTS

Season: 6 vs. Vermont (11/11/07)
 Career: 8 vs. Virginia Tech (3/9/06), vs. Morgan St. (11/19/06)
 ACC: 8 vs. Virginia Tech (3/9/06)

ASSISTS

Season: 1 on three occasions
 Career: 3 vs. Miami (2/3/07)
 ACC: 3 vs. Miami (2/3/07)

TURNOVERS

Season: 1 vs. Vermont (11/11/07)
 Career: 4 vs. Liberty (11/18/05), vs. Hartford (12/31/05)
 ACC: 2 on seven occasions

BLOCKS

Season: 1 at Penn (11/23/07)
 Career: 2 on three occasions
 ACC: 2 vs. Boston College (2/21/06)

STEALS

Season: 1 at Arizona (11/17/07), vs. Drexel (11/20/07)
 Career: 1 on 14 occasions
 ACC: 1 on 5 occasions

MINUTES

Season: 23 at Arizona (11/17/07)
 Career: 34 at UNC (3/1/06), at Stanford (3/14/06)
 ACC: 34 at North Carolina (3/1/06)

2007-08 GAME-BY GAME:

Opponent	GP-GS	FG-FGA	3FG-3FGA	FT-FTA	Off-Def	Total	A	TO	Blk	Stl	PF	Min	Pts
Vermont	1-0	2-2	0-0	4-6	2-2	4	0	1	0	0	2	19	8
Howard	2-0	2-3	0-0	1-4	1-0	1	0	0	0	0	3	14	5
at Arizona	3-0	3-4	0-0	0-0	1-5	6	0	0	0	1	1	23	6
Drexel	4-0	0-2	0-0	1-2	1-0	1	1	0	0	1	1	16	1
at Penn	5-0	3-6	0-0	2-3	2-0	2	1	0	1	0	1	12	8
vs. Seton Hall	6-0	1-1	0-0	1-2	2-1	3	1	0	0	0	4	14	3
Northwestern	7-0	2-2	0-0	3-4	2-4	6	0	0	0	0	2	12	7
Syracuse	8-0	1-3	0-0	1-1	0-1	1	0	0	0	0	1	21	3
Longwood	9-1	2-2	0-0	0-0	0-2	2	0	0	0	0	4	10	4
Hampton	DNP												
Elon	DNP												
Hartford	DNP												
at Xavier	DNP												
at Duke	DNP												
Virginia Tech	DNP												

CAREER STATISTICS

Year	G-GS	Min-Avg.	FG-FGA	Pct.	3FG-3FGA	Pct.	FT-FTA	Pct.	Off-Def.	Reb-Avg.	PF-DQ	Ast	TO	Blk	Stl	Pts-Avg
2005-06	30-12	709-23.6	79-139	.568	0-0	.000	27-50	.540	66-70	136-4.5	87-3	2	37	9	10	185-6.2
ACC	16-1	372-23.3	39-74	.527	0-0	.000	12-21	.571	35-33	68-4.3	50-2	1	16	4	4	90-5.6
2006-07	30-12	370-12.3	41-74	.554	0-1	.000	30-51	.588	30-30	60-2.0	54-1	13	16	7	2	112-3.7
ACC	14-10	176-12.6	19-35	.543	0-0	.000	8-15	.533	17-14	31-2.2	25-0	7	7	2	1	46-3.3
2007-08	9-1	141-15.7	16-25	.640	0-0	.000	13-22	.591	11-15	26-2.9	19-0	3	1	1	2	45-5.0
ACC	0-0															
CAREER	69-25	1220-17.7	136-238	.571	0-1	.000	70-123	.569	107-115	222-3.2	160-4	18	54	17	14	342-5.0
ACC	30-11	548-18.3	58-109	.532	0-0	.000	20-36	.556	52-47	99-3.3	75-2	8	23	6	5	136-4.5



RYAN PETTINELLA

#34

Senior • Forward/Center • 6-9 • 249 • Webster, N.Y. • McQuaid Jesuit H.S. • Penn

THIS SEASON:

- Had six points and two rebounds vs. Virginia Tech
- Had a season-high nine points (4-5 FG) at Duke
- Did not play vs. Longwood, Hampton and Elon due to injury
- Started the first eight games of the season
- Had six points (3-3 FG) at Penn, his former school
- Had four rebounds at Arizona and vs. Drexel
- Scored five points and grabbed five rebounds (all offensive) vs. Howard
- Had four points, five rebounds, and a career-high two assists vs. Vermont
- Had four points and five rebounds in the exhibition against Carson-Newman

2007-08 GAME-BY GAME:

Opponent	GP-GS	FG-FGA	3FG-3FGA	FT-FTA	Off-Def	Total	A	TO	Blk	Stl	PF	Min	Pts
Vermont	1-1	2-3	0-0	0-2	2-3	5	2	1	0	0	3	9	4
Howard	2-2	2-3	0-0	1-2	5-0	5	0	1	1	0	1	21	5
at Arizona	3-3	0-1	0-0	0-2	1-3	4	0	0	0	1	4	17	0
Drexel	4-4	0-2	0-0	0-0	3-1	4	0	0	0	0	3	8	0
at Penn	5-5	3-3	0-0	0-2	1-1	2	0	2	1	0	4	11	6
vs. Seton Hall	6-6	0-1	0-0	0-2	2-0	2	0	0	0	0	2	11	0
Northwestern	7-7	0-0	0-0	0-0	1-1	2	0	2	0	0	0	10	0
Syracuse	8-8	0-0	0-0	0-0	1-0	1	0	0	0	0	0	3	0
Longwood	DNP												
Hampton	DNP												
Elon	DNP												
Hartford	9-8	0-0	0-0	0-0	0-0	0	0	0	0	0	2	2	0
at Xavier	10-8	0-0	0-0	0-0	0-0	0	0	0	0	1	1	3	0
at Duke	11-8	4-5	0-0	1-4	1-1	2	0	0	0	0	4	18	9
Virginia Tech	12-8	2-2	0-0	2-2	1-1	2	0	2	0	0	4	20	6

SINGLE GAME BESTS (at Virginia)

POINTS

Season: 9 at Duke (1/13/08)
 Career: 14 vs. Hampton (12/16/06)
 ACC: 9 at Duke (1/13/08)

REBOUNDS

Season: 5 vs. Vermont (11/11/07), vs. Howard (11/14/07)
 Career: 10 vs. Hampton (12/16/06)
 ACC: 4 on three occasions

FG MADE

Season: 4 at Duke (1/13/08)
 Career: 6 vs. Hampton (12/16/06)
 ACC: 4 at Duke (1/13/08)

FG ATTEMPTS

Season: 5 at Duke (1/13/08)
 Career: 6 vs. Hampton (12/16/06)
 ACC: 5 at Duke (1/13/08)

3 PT FG MADE

Season: --
 Career: --
 ACC: --

3 PT FG ATTEMPTS

Season: --
 Career: --
 ACC: --

FT MADE

Season: 2 vs. Virginia Tech (1/16/08)
 Career: 2 on three occasions
 ACC: 2 vs. Virginia Tech (1/16/08)

FT ATTEMPTS

Season: 4 at Duke (1/13/08)
 Career: 6 vs. Hampton (12/16/06)
 ACC: 4 at Duke (1/13/08)

ASSISTS

Season: 2 vs. Vermont (11/11/07)
 Career: 2 vs. Vermont (11/11/07)
 ACC: 1 vs. Georgia Tech (2/24/07)

TURNOVERS

Season: 2 on three occasions
 Career: 2 on three occasions
 ACC: 2 vs. Virginia Tech (1/16/08)

BLOCKS

Season: 1 vs. Howard (11/14/07), at Penn (11/23/07)
 Career: 1 on four occasions
 ACC: 1 at Wake Forest (3/3/07)

STEALS


Season: 1 at Arizona (11/17/07), at Xavier (1/3/08)
 Career: 1 on four occasions
 ACC: 1 vs. NC State (12/3/06)

MINUTES

Season: 21 vs. Howard (11/14/07)
 Career: 24 vs. Hampton (12/16/06), vs. App.St. (12/19/06)
 ACC: 22 vs. NC State (12/3/06)

CAREER STATISTICS (at Virginia)

Year	G-GS	Min-Avg.	FG-FGA	Pct.	3FG-3FGA	Pct.	FT-FTA	Pct.	Off-Def.	Reb-Avg.	PF-DQ	Ast	TO	Blk	Stl	Pts-Avg
2006-07	23-7	229-10.0	28-40	.700	0-0	.000	9-37	.243	30-28	58-2.5	47-0	1	7	2	2	65-2.8
ACC	10-0	82-8.2	6-7	.857	0-0	.000	3-11	.273	7-7	14-1.4	18-0	1	2	1	1	15-1.5
2007-08	12-8	133-11.1	13-20	.650	0-0	.000	4-16	.250	18-11	29-2.4	28-0	2	8	2	2	30-2.5
ACC	2-0	38-19.0	6-7	.857	0-0	.000	3-6	.500	2-2	4-2.0	8-0	0	2	0	0	15-7.5
CAREER	35-15	362-10.3	41-60	.683	0-0	.000	13-53	.245	48-39	87-2.5	75-0	3	15	4	4	95-2.7
ACC	12-0	120-10.0	12-14	.857	0-0	.000	6-17	.353	9-9	18-1.5	26-0	1	4	1	1	30-2.5



MIKE SCOTT

#32

Freshman • Forward • 6-8 • 233 • Chesapeake, Va. • Hargrave Military Academy

THIS SEASON:

- Has started the last six games
- Had 10 points, six rebounds, and two blocks at Xavier
- Had six points and a game-high nine rebounds vs. Elon
- Scored a career-high 15 points and had six rebounds vs. Hampton, his first career start
- Had nine points and a game-high 11 rebounds vs. Longwood in a career-high 24 minutes
- Had four points and six rebounds vs. Syracuse
- Had eight points and four rebounds vs. Northwestern
- Recorded his first career double-double with 10 point, 13 rebound performance at Penn
- His 13 rebounds at Penn were the most by a Cavalier freshman since Travis Watson had 15 rebounds vs. NC State (1/12/2000)
- Had five points (5-6 FT) and five rebounds vs. Drexel
- Had seven points (3-4 FG) and six rebounds vs. Howard
- Had two points (2-2 FT) vs. Vermont, his collegiate debut

2007-08 GAME-BY GAME:

Opponent	GP-GS	FG-FGA	3FG-3FGA	FT-FTA	Off-Def	Total	A	TO	Blk	Stl	PF	Min	Pts
Vermont	1-0	0-1	0-0	2-2	1-0	1	0	0	0	0	0	2	2
Howard	2-0	3-4	1-1	0-1	2-4	6	1	0	0	2	0	14	7
at Arizona	DNP												
Drexel	3-0	0-2	0-0	5-6	3-2	5	0	0	0	1	2	13	5
at Penn	4-0	3-5	0-1	4-4	4-9	13	1	0	0	3	3	19	10
vs. Seton Hall	5-0	0-1	0-0	1-2	2-2	4	0	0	0	0	2	15	1
Northwestern	6-0	3-5	0-0	2-2	3-1	4	0	0	0	1	1	13	8
Syracuse	7-0	1-3	0-0	2-2	3-3	6	0	0	1	0	0	15	4
Longwood	8-0	3-5	0-0	3-4	1-10	11	1	1	0	1	3	24	9
Hampton	9-1	6-8	0-0	3-3	4-2	6	0	0	0	0	3	20	15
Elon	10-2	2-8	0-0	2-2	5-4	9	0	1	1	0	0	17	6
Hartford	11-3	2-2	0-0	1-3	1-3	4	1	2	0	2	4	20	5
at Xavier	12-4	3-6	0-0	4-5	3-3	6	0	1	2	0	3	24	10
at Duke	13-5	1-4	0-0	0-0	2-1	3	0	3	1	1	3	9	2
Virginia Tech	14-6	1-6	0-0	1-2	0-5	5	0	1	0	0	4	21	3

SINGLE GAME BESTS

POINTS

Season: 15 vs. Hampton (12/19/07)
 Career: 15 vs. Hampton (12/19/07)
 ACC: 3 vs. Virginia Tech (1/16/08)

REBOUNDS

Season: 13 at Penn (11/23/07)
 Career: 13 at Penn (11/23/07)
 ACC: 5 vs. Virginia Tech (1/16/08)

FG MADE

Season: 6 vs. Hampton (12/19/07)
 Career: 6 vs. Hampton (12/19/07)
 ACC: 1 at Duke (1/13/08), vs. Va Tech (1/16/08)

FG ATTEMPTS

Season: 8 vs. Hampton (12/19/07), vs. Elon (12/22/07)
 Career: 8 vs. Hampton (12/19/07), vs. Elon (12/22/07)
 ACC: 6 vs. Virginia Tech (1/16/08)

3 PT FG MADE

Season: 1 vs. Howard (11/14/07)
 Career: 1 vs. Howard (11/14/07)
 ACC: --

3 PT FG ATTEMPTS

Season: 1 vs. Howard (11/14/07), at Penn (11/23/07)
 Career: 1 vs. Howard (11/14/07), at Penn (11/23/07)
 ACC: --

FT MADE

Season: 5 vs. Drexel (11/20/07)
 Career: 5 vs. Drexel (11/20/07)
 ACC: 1 vs. Virginia Tech (1/16/08)

FT ATTEMPTS

Season: 6 vs. Drexel (11/20/07)
 Career: 6 vs. Drexel (11/20/07)
 ACC: 2 vs. Virginia Tech (1/16/08)

ASSISTS

Season: 1 on four occasions
 Career: 1 on four occasions
 ACC: --

TURNOVERS

Season: 3 at Duke (1/13/08)
 Career: 3 at Duke (1/13/08)
 ACC: 3 at Duke (1/13/08)

BLOCKS

Season: 2 at Xavier (1/3/08)
 Career: 2 at Xavier (1/3/08)
 ACC: 1 at Duke (1/13/08)

STEALS


Season: 3 at Penn (11/23/07)
 Career: 3 at Penn (11/23/07)
 ACC: 1 at Duke (1/13/08)

MINUTES

Season: 24 vs. Longwood (12/7/07), at Xavier (1/3/08)
 Career: 24 vs. Longwood (12/7/07), at Xavier (1/3/08)
 ACC: 21 vs. Virginia Tech (1/16/08)

CAREER STATISTICS

Year	G-GS	Min-Avg.	FG-FGA	Pct.	3FG-3FGA	Pct.	FT-FTA	Pct.	Off-Def.	Reb-Avg.	PF-DQ	Ast	TO	Blk	Stl	Pts-Avg
2007-08	14-6	226-16.1	28-60	.467	1-2	.500	30-38	.789	34-49	83-5.9	28-0	4	9	5	11	87-6.2
ACC	2-2	30-15.0	2-10	.200	0-0	.000	1-2	.500	2-6	8-4.0	7-0	0	4	1	1	5-2.5
CAREER	14-6	226-16.1	28-60	.467	1-2	.500	30-38	.789	34-49	83-5.9	28-0	4	9	5	11	87-6.2
ACC	2-2	30-15.0	2-10	.200	0-0	.000	1-2	.500	2-6	8-4.0	7-0	0	4	1	1	5-2.5



SEAN SINGLETARY

#44

Senior • Guard • 6-0 • 185 • Philadelphia, Pa. • The William Penn Charter School

THIS SEASON:

- Co-captain for the 2007-08 season, joining Donald Hand as the only three-year captains in Virginia history
- First-team Collegehoops.net preseason All-American
- Third-team CBSsportsline.com preseason All-American
- CollegeInsider.com preseason All-American
- Top 50 preseason candidate for the John R. Wooden Award
- Preseason Watch List for the Naismith Trophy presented by AT&T
- Bob Cousy Award presented by The Hartford (nation's top point guard) preseason list
- One of 30 candidates for the Lowe's Senior CLASS Award
- Preseason All-ACC
- No. 4 on Luke Winn's Top 15 Seniors on SI.com
- Had third career double-double with 34 points and 10 rebounds vs. Virginia Tech
- Has had 20 or more points in a game 34 times in his career
- Had 20 points and eight assists vs. Elon
- Had 21 points and eight assists vs. Longwood
- Had double-double with 14 points and career-high 10 assists vs. Northwestern
- Had 24 points, seven rebounds, and five assists vs. Drexel
- ACC Player of the Week (11/19) after leading Virginia to wins over Howard and Arizona, his fourth career ACC Player of the Week honor

2007-08 GAME-BY-GAME:

Opponent	GP-GS	FG-FGA	3FG-3FGA	FT-FTA	Off-Def	Total	A	TO	Blk	Stl	PF	Min	Pts
Vermont	1-1	4-9	1-2	10-12	1-4	5	6	6	0	4	2	31	19
Howard	2-2	9-16	3-6	2-2	3-1	4	8	5	0	1	2	30	23
at Arizona	3-3	6-19	1-6	11-11	0-4	4	8	5	0	1	4	36	24
Drexel	4-4	7-19	3-3	7-8	2-5	7	5	8	0	2	3	37	24
at Penn	5-5	4-12	1-3	7-7	1-1	2	4	5	0	1	2	28	16
vs. Seton Hall	6-6	7-20	2-9	7-7	1-6	7	7	5	0	0	4	37	23
Northwestern	7-7	5-9	3-6	1-1	0-2	2	10	2	0	2	1	27	14
Syracuse	8-8	3-14	2-7	2-8	0-5	5	9	3	0	2	2	35	10
Longwood	9-9	6-11	1-3	8-8	1-1	2	8	6	0	0	1	33	21
Hampton	10-10	2-6	2-4	6-7	3-1	4	4	7	0	1	3	32	12
Elon	11-11	5-7	3-4	7-9	0-5	5	8	3	0	3	2	28	20
Hartford	12-12	3-14	1-5	5-7	1-3	4	4	5	0	2	2	29	12
at Xavier	13-13	5-12	1-3	3-4	1-2	3	7	2	0	1	4	33	14
at Duke	14-14	6-12	2-4	4-4	0-0	0	4	6	0	0	4	34	18
Virginia Tech	15-15	12-21	5-7	5-6	1-9	10	3	4	0	3	3	44	34

SINGLE GAME BESTS

POINTS

Season: 34 vs. Virginia Tech (1/16/08)
 Career: 37 vs. Gonzaga (1/3/07)
 ACC: 34 vs. Virginia Tech (1/16/08)

REBOUNDS

Season: 10 vs. Virginia Tech (1/16/08)
 Career: 10 vs. UNC (3/10/06), vs. Va Tech (1/16/08)
 ACC: 10 vs. UNC (3/10/06), vs. Va Tech (1/16/08)

FG MADE

Season: 12 vs. Virginia Tech (1/16/08)
 Career: 12 vs. Virginia Tech (1/16/08)
 ACC: 12 vs. Virginia Tech (1/16/08)

FG ATTEMPTS

Season: 21 vs. Virginia Tech (1/16/08)
 Career: 23 at Georgia Tech (12/4/05)
 ACC: 23 at Georgia Tech (12/4/05)

3 PT FG MADE

Season: 5 vs. Virginia Tech (1/16/08)
 Career: 7 vs. Gonzaga (1/3/07)
 ACC: 5 at NC State (1/24/07), vs. Va Tech (1/16/08)

3 PT FG ATTEMPTS

Season: 9 vs. Seton Hall (11/24/07)
 Career: 12 vs. Gonzaga (1/3/07), vs. Ga. Tech (2/24/07)
 ACC: 12 vs. Georgia Tech (2/24/07)

FT MADE

Season: 11 at Arizona (11/17/07)
 Career: 14 vs. Hampton (12/16/06)
 ACC: 12 vs. Maryland (1/16/07)

FT ATTEMPTS

Season: 12 vs. Vermont (11/11/07)
 Career: 16 vs. Hampton (12/16/06)
 ACC: 14 vs. Maryland (1/16/07)

ASSISTS

Season: 10 vs. Northwestern (11/27/07)
 Career: 10 vs. Northwestern (11/27/07)
 ACC: 9 vs. Maryland (2/19/05)

TURNOVERS

Season: 8 vs. Drexel (11/20/07)
 Career: 9 at Arizona (11/27/05), at Clemson (2/25/06)
 ACC: 9 at Clemson (2/25/06)

BLOCKS

Season: --
 Career: 2 vs. Auburn (12/3/04)
 ACC: 1 on three occasions

STEALS

Season: 4 vs. Vermont (11/11/07)
 Career: 6 vs. Arizona (11/21/04), at Gonzaga (12/17/05)
 ACC: 4 on three occasions

MINUTES

Season: 44 vs. Virginia Tech (1/16/08)
 Career: 45 vs. Maryland (2/19/05)
 ACC: 45 vs. Maryland (2/19/05)

CAREER STATISTICS

Year	G-GS	Min-Avg.	FG-FGA	Pct.	3FG-3FGA	Pct.	FT-FTA	Pct.	Off-Def.	Reb-Avg.	PF-DQ	Ast	TO	Blk	Stl	Pts-Avg
2004-05	29-29	866-29.9	101-262	.385	34-106	.321	69-89	.775	24-64	88-3.0	92-4	113	70	2	48	305-10.5
ACC	16-16	489-30.6	55-143	.385	19-57	.333	39-50	.780	13-28	41-2.6	55-3	59	28	0	22	168-10.5
2005-06	29-29	982-33.9	168-420	.400	51-147	.347	125-148	.845	34-94	128-4.4	65-0	121	104	3	54	512-17.7
ACC	16-16	553-34.6	97-250	.388	25-84	.298	59-67	.881	16-48	64-4.0	39-0	66	59	3	22	278-17.4
2006-07	32-32	1064-33.2	170-425	.400	79-203	.389	190-218	.872	36-111	147-4.6	81-1	151	100	1	38	609-19.0
ACC	16-16	552-34.5	88-216	.407	41-105	.390	66-80	.825	20-59	79-4.9	42-1	68	54	0	20	283-17.7
2007-08	15-15	494-32.9	84-201	.418	31-72	.431	85-101	.842	15-49	64-4.3	39-0	95	72	0	23	284-18.9
ACC	2-2	78-39.0	18-33	.545	7-11	.636	9-10	.900	1-9	10-5.0	7-0	7	10	0	3	52-26.0
CAREER	105-105	3406-32.4	523-1308	.400	195-528	.369	469-556	.844	109-318	427-4.1	277-5	480	346	6	163	1710-16.3
ACC	50-50	1672-33.4	258-642	.402	92-257	.358	173-207	.836	50-144	194-3.9	143-4	200	151	3	67	781-15.6



TUNJI SOROYE

#21

Senior • Center • 6-11 • 252 • Dugbe Ibadan, Nigeria • Montrose Christian School

THIS SEASON:

- Made season debut vs. Hartford
- Had arthroscopic surgery on Nov. 8 to correct cartilage damage in his left knee and missed the first 11 games of the season
- Had six points, four rebounds, and four blocks in the exhibition against Carson-Newman

SINGLE GAME BESTS

POINTS

Season: 1 vs. Hartford (12/30/07)
 Career: 12 vs. Fordham (12/7/05)
 ACC: 6 on three occasions

REBOUNDS

Season: 2 vs. Hartford (12/30/07)
 Career: 11 vs. Maryland (2/6/07)
 ACC: 11 vs. Maryland (2/6/07)

FG MADE

Season: --
 Career: 4 vs. Fordham (12/7/05), vs. Albany (3/16/07)
 ACC: 3 vs. Florida State (1/11/06)

FG ATTEMPTS

Season: 1 at Xavier (1/3/08)
 Career: 8 vs. Albany (3/16/07)
 ACC: 5 vs. Florida State (1/11/06)

3 PT FG MADE

Season: --
 Career: --
 ACC: --

3 PT FG ATTEMPTS

Season: --
 Career: --
 ACC: --

FT MADE

Season: 1 vs. Hartford (12/30/07)
 Career: 4 on three occasions
 ACC: 4 vs. Clemson (1/7/06)

FT ATTEMPTS

Season: 2 vs. Hartford (12/30/07)
 Career: 6 vs. Fordham (12/7/05)
 ACC: 5 vs. Florida State (2/17/07)

ASSISTS

Season: --
 Career: 1 on 13 occasions
 ACC: 1 on eight occasions

TURNOVERS

Season: 2 vs. Hartford (12/30/07)
 Career: 4 at Virginia Tech (1/15/06)
 ACC: 4 at Virginia Tech (1/15/06)

BLOCKS

Season: --
 Career: 5 vs. Duke (3/11/05)
 ACC: 5 vs. Duke (3/11/05)

STEALS

Season: --
 Career: 2 on three occasions
 ACC: 2 vs. UNC (1/19/06), at FSU (2/18/06)

MINUTES


Season: 5 at Xavier (1/3/08)
 Career: 33 vs. Clemson (1/7/06)
 ACC: 33 vs. Clemson (1/7/06)

2007-08 GAME-BY-GAME:

Opponent	GP-GS	FG-FGA	3FG-3FGA	FT-FTA	Off-Def	Total	A	TO	Blk	Stl	PF	Min	Pts
Vermont	DNP												
Howard	DNP												
at Arizona	DNP												
Drexel	DNP												
at Penn	DNP												
vs. Seton Hall	DNP												
Northwestern	DNP												
Syracuse	DNP												
Longwood	DNP												
Hampton	DNP												
Elon	DNP												
Hartford	1-0	0-0	0-0	1-2	1-1	2	0	2	0	0	2	3	1
at Xavier	2-0	0-1	0-0	0-0	1-0	1	0	0	0	0	0	5	0
at Duke	DNP												
Virginia Tech	DNP												

CAREER STATISTICS

Year	G-GS	Min-Avg.	FG-FGA	Pct.	3FG-3FGA	Pct.	FT-FTA	Pct.	Off-Def.	Reb-Avg.	PF-DQ	Ast	TO	Blk	Stl	Pts-Avg
2004-05	21-2	120-5.7	4-10	.400	0-0	.000	4-7	.571	7-21	28-1.3	18-0	2	3	15	1	12-0.6
ACC	12-0	72-6.0	4-5	.800	0-0	.000	2-4	.500	4-12	16-1.3	14-0	2	2	8	1	10-0.8
2005-06	30-23	553-18.4	21-51	.412	0-0	.000	13-19	.684	36-70	106-3.5	88-7	4	38	37	10	55-1.8
ACC	16-16	290-18.1	9-26	.346	0-0	.000	6-9	.667	18-33	51-3.2	49-4	2	19	15	6	24-1.5
2006-07	28-11	391-14.0	18-35	.514	0-0	.000	24-39	.615	35-54	89-3.2	46-0	7	20	26	7	60-2.1
ACC	16-6	252-15.8	12-19	.632	0-0	.000	10-23	.435	27-30	57-3.6	29-0	4	10	14	2	34-2.1
2007-08	2-0	8-4.0	0-1	.000	0-0	.000	1-2	.500	2-1	3-1.5	2-0	0	2	0	0	1-0.5
ACC	0-0															
CAREER	81-36	1072-13.2	43-97	.443	0-0	.000	42-67	.627	80-146	226-2.8	154-7	13	63	78	18	128-1.6
ACC	44-22	614-14.0	25-50	.500	0-0	.000	18-36	.500	49-75	124-2.8	92-4	8	31	37	9	68-1.5



SOLOMON TAT

#45

Sophomore • Guard/Forward • 6-5 • 223 • Jos Plateau, Nigeria • Community Christian School

THIS SEASON:

- Had a career-high 12 points (3-4 FG, 6-9 FT) at Xavier
- Made season debut vs. Hartford
- Did not play in the first 11 games of the season due to injury

SINGLE GAME BESTS

POINTS

Season: 12 at Xavier (1/3/08)
 Career: 12 at Xavier (1/3/08)
 ACC: 8 at Virginia Tech (2/10/07)

REBOUNDS

Season: 2 at Xavier (1/3/08), at Duke (1/13/08)
 Career: 6 at Virginia Tech (2/10/07)
 ACC: 6 at Virginia Tech (2/10/07)

FG MADE

Season: 3 at Xavier (1/3/08)
 Career: 3 at Virginia Tech (2/10/07), at Xavier (1/3/08)
 ACC: 3 at Virginia Tech (2/10/07)

FG ATTEMPTS

Season: 4 at Xavier (1/3/08)
 Career: 9 at Virginia Tech (2/10/07)
 ACC: 9 at Virginia Tech (2/10/07)

3 PT FG MADE

Season: --
 Career: --
 ACC: --

3 PT FG ATTEMPTS

Season: --
 Career: 1 on three occasions
 ACC: 1 at UNC (1/10/07)

FT MADE

Season: 6 at Xavier (1/3/08)
 Career: 6 at Xavier (1/3/08)
 ACC: 2 at BC (1/13/07), at Va. Tech (2/10/07)

FT ATTEMPTS

Season: 9 at Xavier (1/3/08)
 Career: 9 at Xavier (1/3/08)
 ACC: 2 at BC (1/13/07), at Va. Tech (2/10/07)

ASSISTS

Season: 1 vs. Hartford (12/30/07), at Xavier (1/3/08)
 Career: 5 vs. Gonzaga (1/3/07)
 ACC: 2 at Clemson (1/28/07), at Wake (3/3/07)

TURNOVERS

Season: 2 at Xavier (1/3/08), at Duke (1/13/08)
 Career: 2 on four occasions
 ACC: 2 vs. Maryland (1/16/07), at Duke (1/13/08)

BLOCKS

Season: --
 Career: 1 vs. Longwood (2/13/07)
 ACC: --

STEALS

Season: 1 at Duke (1/13/08)
 Career: 2 vs. Stanford (1/7/07), vs. Md. (1/16/07)
 ACC: 2 vs. Maryland (1/16/07)

MINUTES


Season: 16 at Xavier (1/3/08), at Duke (1/13/08)
 Career: 23 at Virginia Tech (2/10/07)
 ACC: 23 at Virginia Tech (2/10/07)

2007-08 GAME-BY-GAME:

Opponent	GP-GS	FG-FGA	3FG-3FGA	FT-FTA	Off-Def	Total	A	TO	Blk	Stl	PF	Min	Pts
Vermont	DNP												
Howard	DNP												
at Arizona	DNP												
Drexel	DNP												
at Penn	DNP												
vs. Seton Hall	DNP												
Northwestern	DNP												
Syracuse	DNP												
Longwood	DNP												
Hampton	DNP												
Elon	DNP												
Hartford	1-0	0-0	0-0	0-0	0-0	0	1	0	0	0	0	5	0
at Xavier	2-0	3-4	0-0	6-9	2-0	2	1	2	0	0	1	16	12
at Duke	3-0	0-1	0-0	0-0	0-2	2	0	2	0	1	0	16	0
Virginia Tech	4-0	0-0	0-0	0-0	0-0	0	0	0	0	0	0	3	0

CAREER STATISTICS

Year	G-GS	Min-Avg.	FG-FGA	Pct.	3FG-3FGA	Pct.	FT-FTA	Pct.	Off-Def.	Reb-Avg.	PF-DQ	Ast	TO	Blk	Stl	Pts-Avg
2006-07	20-0	165-8.3	14-40	.350	0-3	.000	12-19	.632	7-25	32-1.6	24-0	13	8	1	8	40-2.0
ACC	13-0	107-8.2	8-25	.320	0-1	.000	5-5	1.000	5-16	21-1.6	17-0	6	4	0	5	21-1.6
2007-08	4-0	40-10.0	3-5	.600	0-0	.000	6-9	.667	2-2	4-1.0	1-0	2	4	0	1	12-3.0
ACC	2-0	19-9.5	0-1	.000	0-0	.000	0-0	.000	0-2	2-1.0	0-0	0	2	0	1	0-0.0
CAREER	24-0	205-8.5	17-45	.378	0-3	.000	18-28	.643	9-27	36-1.5	25-0	15	12	1	9	52-2.2
ACC	15-0	126-8.4	8-26	.308	0-1	.000	5-5	1.000	5-18	23-1.5	17-0	6	6	0	6	21-1.4



JAMIL TUCKER

#12

Sophomore • Forward • 6-8 • 241 • Gary, Ind. • West Side H.S.

THIS SEASON:

- Named as one of "10 Sophomores to Watch" by *Sports Illustrated's* Seth Davis
- Tied a career-high with two blocks vs. Virginia Tech
- Had nine points and five rebounds at Duke
- Did not play vs. Syracuse due to illness and vs. Hartford due to injury
- Had eight points, six rebounds, and tied a career-high with two blocks vs. Hampton
- Had a career-high two assists vs. Northwestern
- Scored eight points (3-4 FG) at Penn
- Had seven points and four rebounds vs. Drexel
- Tied his career high with 12 points (on a career-high 5 FG) at Arizona
- Had five points and tied a career high with two blocks vs. Vermont
- Had 16 points (6-8 FG) in the exhibition against Carson-Newman

SINGLE GAME BESTS

POINTS

Season: 12 at Arizona (11/17/07)
 Career: 12 on three occasions
 ACC: 12 vs. Maryland (1/16/07)

REBOUNDS

Season: 6 vs. Hampton (12/19/07)
 Career: 9 at Boston College (1/13/07)
 ACC: 9 at Boston College (1/13/07)

FG MADE

Season: 5 at Arizona (11/17/07)
 Career: 5 at Arizona (11/17/07)
 ACC: 4 at Duke (1/13/08)

FG ATTEMPTS

Season: 7 at Arizona (11/17/07), at Duke (1/13/08)
 Career: 7 at Arizona (11/17/07), at Duke (1/13/08)
 ACC: 7 at Duke (1/13/08)

3 PT FG MADE

Season: 2 at Arizona (11/17/07), at Penn (11/23/07)
 Career: 3 on three occasions
 ACC: 3 vs. Maryland (1/16/07), at Miami (2/21/07)

3 PT FG ATTEMPTS

Season: 4 vs. Vermont (11/11/07)
 Career: 5 on three occasions
 ACC: 5 at Miami (2/21/07)

FT MADE

Season: 5 vs. Hampton (12/19/07)
 Career: 5 vs. Hampton (12/19/07)
 ACC: 3 vs. Maryland (1/16/07)

FT ATTEMPTS

Season: 5 vs. Hampton (12/19/07)
 Career: 5 vs. Hampton (12/19/07)
 ACC: 4 at BC (1/13/07), vs. Md. (1/16/07)

ASSISTS

Season: 2 vs. Northwestern (11/27/07)
 Career: 2 vs. Northwestern (11/27/07)
 ACC: 1 at Duke (1/13/08), vs. Va Tech (1/16/08)

TURNOVERS

Season: 2 vs. Drexel (11/20/07), vs. Hampton (12/19/07)
 Career: 3 vs. Wake Forest (1/21/07)
 ACC: 3 vs. Wake Forest (1/21/07)

BLOCKS

Season: 2 on three occasions
 Career: 2 on four occasions
 ACC: 2 vs. Virginia Tech (1/16/08)

STEALS

Season: 1 at Xavier (1/3/08)
 Career: 1 on four occasions
 ACC: 1 at Miami (2/21/07)

MINUTES

Season: 21 at Arizona (11/17/07)
 Career: 23 at Boston College (1/13/07)
 ACC: 23 at Boston College (1/13/07)

2007-08 GAME-BY GAME:

Opponent	GP-GS	FG-FGA	3FG-3FGA	FT-FTA	Off-Def	Total	A	TO	Blk	Stl	PF	Min	Pts
Vermont	1-0	1-4	1-4	2-2	0-2	2	0	0	2	0	1	17	5
Howard	2-0	0-0	0-0	0-0	0-0	0	0	0	0	0	4	3	0
at Arizona	3-0	5-7	2-3	0-0	2-2	4	0	1	0	0	1	21	12
Drexel	4-0	3-4	1-1	0-0	0-4	4	0	2	0	0	1	19	7
at Penn	5-0	3-4	2-3	0-0	0-3	3	0	1	0	0	4	8	8
vs. Seton Hall	6-0	0-4	0-3	0-0	0-0	0	0	0	1	0	0	12	0
Northwestern	7-0	1-2	1-2	0-0	0-1	1	2	0	0	0	2	7	3
Syracuse	DNP												
Longwood	8-0	0-0	0-0	0-0	0-0	0	1	0	0	0	2	8	0
Hampton	9-0	1-3	1-2	5-5	0-6	6	1	2	2	0	4	19	8
Elon	10-0	1-3	0-2	0-0	1-3	4	1	0	0	0	3	13	2
Hartford	DNP												
at Xavier	11-0	1-2	0-1	0-0	0-1	1	0	1	1	1	4	13	2
at Duke	12-0	4-7	1-3	0-0	2-3	5	1	1	1	0	1	18	9
Virginia Tech	13-0	0-1	0-1	0-0	2-1	3	1	1	2	0	2	12	0

CAREER STATISTICS

Year	G-GS	Min-Avg.	FG-FGA	Pct.	3FG-3FGA	Pct.	FT-FTA	Pct.	Off-Def.	Reb-Avg.	PF-DQ	Ast	TO	Blk	Stl	Pts-Avg
2006-07	29-0	291-10.0	32-73	.438	21-43	.488	15-27	.556	16-44	60-2.1	39-0	3	19	6	3	100-3.4
ACC	13-0	113-8.7	15-32	.469	11-19	.579	8-13	.615	7-20	27-2.1	20-0	0	9	0	1	49-3.8
2007-08	13-0	170-13.1	20-41	.488	9-25	.360	7-7	1.000	7-26	33-2.5	29-0	7	9	9	1	56-4.3
ACC	2-0	30-15.0	4-8	.500	1-4	.250	0-0	.000	4-4	8-4.0	3-0	2	2	3	0	9-4.5
CAREER	42-0	462-11.0	52-114	.456	30-68	.441	22-34	.647	23-70	93-2.2	68-0	10	28	15	4	156-3.7
ACC	15-0	143-9.5	19-40	.475	12-23	.522	8-13	.615	11-24	35-2.3	23-0	2	11	3	1	58-3.9

VIRGINIA TEAM AND INDIVIDUAL HIGHS FOR THE 2007-08 SEASON:

TEAM		INDIVIDUAL	
Points:	100 vs. Penn (100-85)	Points:	34 Sean Singletary (Virginia Tech)
FG Att:	75 vs. Howard (37-75)	FG Att:	21 Sean Singletary (12-21, Virginia Tech)
FG Made:	37 vs. Howard (37-75)	FG Made:	12 Sean Singletary (12-21, Virginia Tech)
FG %:	54.7 vs. Vermont (29-53)	FG %: ⁽¹⁾	100.0 Calvin Baker (6-6, Northwestern)
3-FG Att:	32 vs. Northwestern (16-32), vs. Syracuse (11-32)	3-FG Att:	11 Adrian Joseph (3-11, Virginia Tech)
3-FG Made:	16 vs. Northwestern (16-32)	3-FG Made:	6 Mamadi Diane (6-9, Northwestern)
3-FG %:	57.1 vs. Arizona (12-21)	3-FG %: ⁽²⁾	100.0 Calvin Baker (4-4, Northwestern)
FT Att:	34 vs. Vermont (23-34)	FT Att:	12 Sean Singletary (10-12 Vermont)
FT Made:	23 vs. Vermont (23-34)	FT Made:	11 Sean Singletary (11-11, Arizona)
FT %:	87.5 vs. Northwestern (14-16)	FT %: ⁽¹⁾	100.0 Sean Singletary (11-11, Arizona)
Rebounds:	56 vs. Penn	Rebounds:	16 Adrian Joseph (Seton Hall)
Assists:	24 vs. Howard	Assists:	10 Sean Singletary (Northwestern)
Turnovers:	21 vs. Penn, Longwood, Hampton	Turnovers:	8 Sean Singletary (Drexel)
Blocks:	5 vs. Hartford	Blocks:	3 Mamadi Diane (Arizona)
Steals:	12 vs. Seton Hall	Steals:	4 Sean Singletary (Vermont)
Fouls:	30 vs. Penn		

OPPONENT TEAM AND INDIVIDUAL HIGHS FOR THE 2007-08 SEASON:

TEAM		INDIVIDUAL	
Points:	108 by Xavier (108-70)	Points:	25 Brian Laing (Seton Hall)
FG Att:	70 by Hartford (25-70), VT (25-70)	FG Att:	20 Brian Laing (10-20, Seton Hall)
FG Made:	37 by Xavier (37-58)	FG Made:	10 Brian Laing (10-20, Seton Hall)
FG%:	63.8 by Xavier (37-58)	FG %: ⁽¹⁾	83.3 Kevin Estes (5-6, Hartford), Jason Love (5-6, Xavier)
3-FG Att:	39 by Hartford (10-39)	3-FG Att:	11 Vincent Simpson (6-11, Hampton), A.D. Vassallo (5-11, VT)
3-FG Made:	16 by Xavier (16-26)	3-FG Made:	6 Vincent Simpson (6-11, Hampton)
3-FG %:	61.5 by Xavier (16-26)	3-FG %: ⁽²⁾	80.0 B. J. Raymond (4-5, Xavier)
FT Att:	40 by Penn (27-40)	FT Att:	11 Frank Elegar (7-11, Drexel), Harrison Gaines (8-11, Penn), Eugene Harvey (7-11, Seton Hall)
FT Made:	27 by Penn (27-40)	FT Made:	8 Harrison Gaines (8-11, Penn)
FT %:	90.9 by Syracuse (10-11)	FT %: ⁽¹⁾	100.0 Jonny Flynn (6-6, Syracuse)
Rebounds:	47 by Virginia Tech	Rebounds:	14 Paul Harris (Syracuse)
Assists:	27 by Xavier	Assists:	8 Harrison Gaines (Penn), Drew Lavender (Xavier)
Turnovers:	20 by Elon	Turnovers:	8 Randy Hampton (Howard)
Blocks:	5 by Xavier	Blocks:	3 Donte Greene (Syracuse)
Steals:	12 by Duke	Steals:	4 Marqus Blakely (Vermont), Rashad West (Hampton)
Fouls:	26 by Hartford		Michael Turner (Hartford)

VIRGINIA AND OPPONENT TEAM Lows FOR THE 2007-08 SEASON:

VIRGINIA		OPPONENT	
Points:	60 vs. Seton Hall (74-60)	Points:	52 by Northwestern (94-52)
FG Att:	49 vs. Arizona (25-49)	FG Att:	50 by Drexel (21-50)
FG Made:	20 vs. Seton Hall (20-61)	FG Made:	17 by Longwood (17-60)
FG %:	32.8 vs. Seton Hall (20-61)	FG %:	28.3 by Longwood (17-60)
3-FG Att:	14 vs. Duke (4-14)	3-FG Att:	17 by Vermont (4-17), Arizona (8-17)
3-FG Made:	4 vs. Duke (4-14)	3-FG Made:	4 by Vermont (4-17)
3-FG %:	25.0 vs. Seton Hall (7-28)	3-FG %:	23.5 by Vermont (4-17)
FT Att:	11 vs. Syracuse (5-11)	FT Att:	6 by Howard (4-6)
FT Made:	5 vs. Syracuse (5-11)	FT Made:	4 by Howard (4-6), Northwestern (4-15)
FT %:	45.5 vs. Syracuse (5-11)	FT %:	26.7 by Northwestern (4-15)
Rebounds:	27 vs. Arizona	Rebounds:	23 by Howard
Assists:	9 vs. Duke, Virginia Tech	Assists:	9 by Seton Hall
Turnovers:	9 vs. Elon	Turnovers:	6 by Seton Hall
Blocks:	1 vs. Drexel, Elon	Blocks:	0 by Northwestern, Elon
Steals:	0 vs. Seton Hall	Steals:	2 by Elon
Fouls:	15 vs. Syracuse, Elon	Fouls:	13 by Howard

(1) - Min. 5 made; (2) Min. 3 made

The Cavaliers' Record in 2007-08 when UVa...

leads at halftime	10-2
trails at halftime	0-3
tied at halftime	0-0
goes into overtime.....	0-1
leads by 10 or more points	10-0
trails by 10 or more points	0-3
shoots 50% or better.....	4-0
shoots less than 50%.....	6-5
shoots less than 45%.....	4-5
shoots less than 40 %.....	1-3
opponent shoots 50% or better.....	0-2
opponent shoots less than 50%	10-3
opponent shoots less than 45%	8-3
opponent shoots less than 40%	4-2
has higher FG% than opponent.....	9-1
has lower FG% than opponent.....	1-4
has same FG% as opponent	0-0
outrounds its opponent	10-1
is outrebounded by opponent.....	0-4
has same rebounds as opponent	0-0
has more offensive rebounds than opponent.....	8-3
has fewer offensive rebounds than opponent	2-1
has same offensive rebounds as opponent.....	0-1
has fewer turnovers than opponent	4-3
has more turnovers than opponent	6-2
has same turnovers as opponent	0-0
has fewer than 10 turnovers.....	1-0
opponent has fewer than 10 turnovers	0-1
shoots more FTs than opponent.....	9-2
shoots fewer FTs than opponent.....	1-2
shoots the same FTs as opponent.....	0-1
has game decided by 10 points or less	2-2
has game decided by 5 points or less	1-2
scores <60 points	0-0
scores 60-69 points.....	0-4
scores 70-79 points.....	5-1
scores 80-89 points.....	0-0
scores 90+ points	5-0
allows <60 points	4-0
allows 60-69 points.....	2-0
allows 70-79 points.....	3-3
allows 80-89 points.....	1-1
allows 90+ points	0-1

Virginia in its 10 wins

UVa's field goal percentage	47.6 (286-601)
UVa's free throw percentage	72.1 (173-240)
UVa's 3-point field goal percentage.....	43.8 (102-233)
UVa's offensive rebounds/game	14.6(146)
UVa's rebounds/game.....	44.4 (444)
UVa's rebound margin/game	+15.9 (44.4-28.5)
UVa's assists/game	16.6 (166)
UVa's turnovers/game.....	16.8 (168)
UVa's points/game	84.7 (847)
Opponent's field goal percentage	39.4(228-579)
Opponent's points/game	64.5 (645)
Opponent's turnovers/game.....	15.6 (156)
Opponent's free throw attempts/game.....	18.1 (181)

Virginia in its 5 losses

UVa's field goal percentage	38.4 (117-305)
UVa's free throw percentage	66.3 (61-92)
UVa's 3-point field goal percentage.....	31.6 (37-117)
UVa's offensive rebounds/game	13.8 (69)
UVa's rebounds/game.....	37.8 (189)
UVa's rebound margin/game	-1.4 (37.8-39.2)
UVa's assists/game	11.4 (57)
UVa's turnovers/game.....	14.8 (74)
UVa's points/game	66.4 (332)
Opponent's field goal percentage	45.5 (147-323)
Opponent's points/game	81.8 (409)
Opponent's turnovers/game.....	12.2 (61)
Opponent's free throw attempts/game.....	18.0 (90)

The Automated ScoreBook
 Virginia Season Schedule/Results & Leaders (as of Jan 16, 2008)
 All games

RECORD:	OVERALL	HOME	AWAY	NEUTRAL
ALL GAMES.....	(10-5)	(8-2)	(2-2)	(0-1)
CONFERENCE.....	(0-2)	(0-1)	(0-1)	(0-0)
NON-CONFERENCE.....	(10-3)	(8-1)	(2-1)	(0-1)

DATE	TIME	OPPONENT		SCORE	ATTEND	HIGH POINTS	HIGH REBOUNDS
11/11/07	2 p.m.	VERMONT	W	90-72	11893	(19)Adrian Joseph (19)Sean Singletary	(8)Mamadi Diane
11/14/07	7 p.m.	HOWARD	W	92-53	11162	(23)Sean Singletary	(8)Calvin Baker
11/17/07	8:30 p.m. MT	at Arizona	W	75-72	14602	(24)Sean Singletary	(6)Laurynas Mikalauskas
11/20/07	8 p.m.	DREXEL	W	72-58	10975	(24)Sean Singletary	(11)Adrian Joseph
11/23/07	9:30	at Penn	W	100-85		(23)Adrian Joseph	(13)Mike Scott
11/24/07	9:40 p.m.	vs Seton Hall	L	60-74	3871	(23)Sean Singletary	(16)Adrian Joseph
11/27/07	7 p.m.	NORTHWESTERN	W	94-52	12609	(22)Mamadi Diane	(7)Mamadi Diane
12/05/07	7:30 p.m.	SYRACUSE	L	68-70	13603	(19)Adrian Joseph	(13)Adrian Joseph
12/07/07	7 p.m.	LONGWOOD	W	76-57	11366	(21)Sean Singletary	(11)Mike Scott
12/19/07	7 p.m.	HAMPTON	W	79-65	10516	(19)Adrian Joseph	(9)Jerome Meyinsse
12/22/07	2 p.m.	ELON	W	91-61	11626	(20)Sean Singletary	(9)Mike Scott
12/30/07	3 p.m.	HARTFORD	W	78-70	11647	(20)Mamadi Diane	(12)Adrian Joseph
01/03/08	8:00 PM	at Xavier	L	70-108	10073	(14)Sean Singletary	(6)Mike Scott
01/13/08	8:08 PM	* at Duke	L	65-87	9314	(18)Sean Singletary	(9)Adrian Joseph
01/16/08	7 p.m.	* VIRGINIA TECH	LOT	69-70	14433	(34)Sean Singletary	(10)Sean Singletary

* = Conference game

ATTENDANCE SUMMARY	GAMES	TOTALS	AVG/GAME
HOME.....	10	119830	11983
AWAY.....	4	33989	8497
NEUTRAL.....	1	3871	3871
TOTAL.....	15	157690	10513

The Automated ScoreBook
 Virginia Game-by-Game Points-Rebounds-Assists (as of Jan 16, 2008)
 All games

Opponent	Date	Score	01	02	04	11	12	13	21	22	24	
			WL JONES,JEF	FARRAKHAN BAKER,CAL	MIKALOUSK	TUCKER,JA	ZEGLINSKI	SOROYE,TU	SHERRILL, DIANE,MAM			
VERMONT	11/11/07	90-72	W	8- 6- 1	0- 0- 0	11- 1- 0	8- 4- 0	5- 2- 0	0- 1- 1	DNP	DNP	10- 8- 1
HOWARD	11/14/07	92-53	W	10- 3- 2	4- 2- 1	11- 8- 5	5- 1- 0	0- 0- 0	2- 1- 5	DNP	2- 0- 0	14- 2- 1
at Arizona	11/17/07	75-72	W	15- 1- 0	0- 0- 0	5- 0- 4	6- 6- 0	12- 4- 0	DNP	DNP	DNP	9- 1- 1
DREXEL	11/20/07	72-58	W	2- 2- 0	0- 2- 0	11- 1- 1	1- 1- 1	7- 4- 0	0- 1- 3	DNP	DNP	11- 2- 0
at Penn	11/23/07	100-85	W	2- 0- 1	0- 2- 0	6- 1- 5	8- 2- 1	8- 3- 0	0- 2- 2	DNP	2- 0- 0	13- 4- 1
vs Seton Hall	11/24/07	60-74	L	4- 2- 0	DNP	9- 3- 1	3- 3- 1	0- 0- 0	0- 1- 0	DNP	DNP	12- 8- 2
NORTHWESTERN	11/27/07	94-52	W	8- 5- 2	2- 1- 0	16- 2- 1	7- 6- 0	3- 1- 2	2- 2- 2	DNP	0- 0- 0	22- 7- 3
SYRACUSE	12/05/07	68-70	L	4- 1- 1	DNP	8- 1- 1	3- 1- 0	DNP	3- 1- 0	DNP	DNP	10- 2- 0
LONGWOOD	12/07/07	76-57	W	0- 3- 0	0- 0- 0	11- 3- 2	4- 2- 0	0- 0- 1	0- 0- 2	DNP	3- 0- 0	11- 4- 1
HAMPTON	12/19/07	79-65	W	6- 2- 2	2- 0- 1	6- 4- 2	DNP	8- 6- 1	DNP	DNP	DNP	0- 1- 3
ELON	12/22/07	91-61	W	10- 4- 0	2- 0- 0	7- 3- 6	DNP	2- 4- 1	DNP	DNP	0- 1- 1	9- 0- 1
HARTFORD	12/30/07	78-70	W	8- 1- 0	0- 1- 1	12- 4- 4	DNP	DNP	DNP	1- 2- 0	DNP	20- 9- 2
at Xavier	01/03/08	70-108	L	2- 1- 0	3- 1- 0	7- 2- 3	DNP	2- 1- 0	DNP	0- 1- 0	0- 2- 0	7- 2- 1
at Duke	01/13/08	65-87	L	0- 1- 0	0- 0- 0	13- 4- 2	DNP	9- 5- 1	DNP	DNP	DNP	11- 6- 1
VIRGINIA TECH	01/16/08	69-70	OL	2- 1- 0	DNP	5- 0- 3	DNP	0- 3- 1	DNP	DNP	DNP	8- 9- 2

Opponent	Date	Score	30	31	32	34	43	44	45	55	
			WL JOSEPH,AD	BURNS,AND	SCOTT,MIK	PETTINELL	HARRIS,WI	SINGLETAR	TAT,SOLOM	MEYINSSE,	
VERMONT	11/11/07	90-72	W	19- 6- 3	0- 2- 0	2- 1- 0	4- 5- 2	0- 0- 0	19- 5- 6	DNP	4- 2- 0
HOWARD	11/14/07	92-53	W	5- 5- 1	0- 0- 0	7- 6- 1	5- 5- 0	2- 6- 0	23- 4- 8	DNP	2- 1- 0
at Arizona	11/17/07	75-72	W	4- 3- 1	DNP	DNP	0- 4- 0	0- 0- 0	24- 4- 8	DNP	DNP
DREXEL	11/20/07	72-58	W	11-11- 1	DNP	5- 5- 0	0- 4- 0	DNP	24- 7- 5	DNP	0- 1- 0
at Penn	11/23/07	100-85	W	23-11- 0	0- 1- 1	10-13- 1	6- 2- 0	6- 3- 1	16- 2- 4	DNP	0- 1- 0
vs Seton Hall	11/24/07	60-74	L	6-16- 1	DNP	1- 4- 0	0- 2- 0	2- 1- 0	23- 7- 7	DNP	DNP
NORTHWESTERN	11/27/07	94-52	W	8- 5- 0	2- 0- 0	8- 4- 0	0- 2- 0	0- 4- 0	14- 2-10	DNP	2- 1- 0
SYRACUSE	12/05/07	68-70	L	19-13- 2	DNP	4- 6- 0	0- 1- 0	7- 2- 0	10- 5- 9	DNP	DNP
LONGWOOD	12/07/07	76-57	W	13-10- 1	0- 0- 1	9-11- 1	DNP	4- 8- 0	21- 2- 8	DNP	0- 3- 0
HAMPTON	12/19/07	79-65	W	19- 3- 1	DNP	15- 6- 0	DNP	2- 3- 1	12- 4- 4	DNP	9- 9- 1
ELON	12/22/07	91-61	W	16- 2- 2	0- 0- 0	6- 9- 0	DNP	7- 5- 0	20- 5- 8	DNP	12- 2- 1
HARTFORD	12/30/07	78-70	W	15-12- 0	DNP	5- 4- 1	0- 0- 0	2- 1- 0	12- 4- 4	0- 0- 1	3- 7- 0
at Xavier	01/03/08	70-108	L	6- 3- 2	1- 1- 0	10- 6- 0	0- 0- 0	6- 4- 0	14- 3- 7	12- 2- 1	0- 0- 0
at Duke	01/13/08	65-87	L	3- 9- 1	DNP	2- 3- 0	9- 2- 0	0- 0- 0	18- 0- 4	0- 2- 0	0- 1- 0
VIRGINIA TECH	01/16/08	69-70	OL	11- 8- 0	DNP	3- 5- 0	6- 2- 0	DNP	34-10- 3	0- 0- 0	0- 1- 0

The Automated ScoreBook
 Virginia Team Game-by-Game Comparison (as of Jan 16, 2008)
 All games

Opponent	1st	2nd	Score	Mar	Total FG	FG Pct	3-Pointers	3FG Pct	Free Throws	FT Pct	Rebounds	Assist	TOver	Block	Steal	Fouls
VERMONT.....	46/32	44/40	90-72	+18	29-53/27-65	.547/.415	9-19/ 4-17	.474/.235	23-34/14-17	.676/.824	46/25 +21	14/11	18/10	4/3	5/9	19/23
HOWARD.....	41/26	51/27	92-53	+39	37-75/21-51	.493/.412	12-29/ 7-21	.414/.333	6-13/ 4-6	.462/.667	48/23 +25	24/16	12/19	2/1	10/6	16/13
Arizona.....	42/31	33/41	75-72	+3	25-49/26-54	.510/.481	12-21/ 8-17	.571/.471	13-15/12-14	.867/.857	27/26 +1	14/20	18/17	3/3	4/7	20/16
DREXEL.....	31/25	41/33	72-58	+14	23-60/21-50	.383/.420	8-16/ 6-18	.500/.333	18-22/10-15	.818/.667	44/27 +17	11/10	16/17	1/2	5/5	16/17
Penn.....	50/35	50/50	100-85	+15	34-72/26-56	.472/.464	10-24/ 6-21	.417/.286	22-30/27-40	.733/.675	56/26 +30	17/20	21/16	4/3	12/6	30/23
Seton Hall.....	29/40	31/34	60-74	(14)	20-61/25-69	.328/.362	7-28/ 7-23	.250/.304	13-18/17-25	.722/.680	50/43 +7	12/9	16/6	4/3	0/8	21/16
NORTHWESTERN.....	54/29	40/23	94-52	+42	32-62/20-56	.516/.357	16-32/ 8-29	.500/.276	14-16/ 4-15	.875/.267	43/28 +15	20/11	13/16	3/0	8/6	18/17
SYRACUSE.....	36/29	32/41	68-70	(2)	26-64/26-59	.406/.441	11-32/ 8-21	.344/.381	5-11/10-11	.455/.909	36/39 (3)	13/14	13/15	2/4	6/8	15/15
LONGWOOD.....	29/22	47/35	76-57	+19	25-56/17-60	.446/.283	9-23/10-26	.391/.385	17-25/13-18	.680/.722	49/31 +18	17/11	21/17	2/1	4/7	18/23
HAMPTON.....	36/32	43/33	79-65	+14	25-56/23-63	.446/.365	9-22/ 6-20	.409/.300	20-25/13-22	.800/.591	42/32 +10	16/11	21/12	2/3	3/8	23/21
ELON.....	47/34	44/27	91-61	+30	32-64/22-54	.500/.407	7-24/ 8-24	.292/.333	20-27/ 9-13	.741/.692	38/27 +11	20/12	9/20	1/0	8/2	15/22
HARTFORD.....	41/28	37/42	78-70	+8	24-54/25-70	.444/.357	10-23/10-39	.435/.256	20-33/10-21	.606/.476	51/40 +11	13/14	19/12	5/1	8/11	20/26
Xavier.....	30/61	40/47	70-108	(38)	22-58/37-58	.379/.638	6-18/16-26	.333/.615	20-29/18-21	.690/.857	30/32 (2)	14/27	12/13	3/5	6/6	22/22
Duke.....	31/43	34/44	65-87	(22)	25-59/34-67	.424/.507	4-14/11-31	.286/.355	11-16/ 8-12	.688/.667	34/35 (1)	9/21	18/11	2/3	3/12	17/17
VIRGINIA TECH.....	38/34	25/29	69-70	(1)	24-63/25-70	.381/.357	9-25/ 8-30	.360/.267	12-18/12-21	.667/.571	39/47 (8)	9/12	14/15	2/3	6/4	20/17

Note: Game totals are displayed in the format TEAM/OPPONENT for each category

The Automated ScoreBook
 Virginia Game-by-Game Highs (as of Jan 16, 2008)
 All games

Opponent	Date	Score	WL	POINTS	REBOUNDS	ASSISTS	STEALS	BLOCKED SHOTS
VERMONT	11/11/07	90-72	W	19-Sean Singleta Adrian Joseph	8-Mamadi Diane	6-Sean Singleta	4-Sean Singleta	2-Jamil Tucker
HOWARD	11/14/07	92-53	W	23-Sean Singleta	8-Calvin Baker	8-Sean Singleta	3-Jeff Jones	1-Jeff Jones Ryan Pettinel
at Arizona	11/17/07	75-72	W	24-Sean Singleta	6-Laurynas Mika	8-Sean Singleta	1-Adrian Joseph Laurynas Mika Ryan Pettinel Sean Singleta	3-Mamadi Diane
DREXEL	11/20/07	72-58	W	24-Sean Singleta	11-Adrian Joseph	5-Sean Singleta	2-Sean Singleta	1-Jeff Jones
at Penn	11/23/07	100-85	W	23-Adrian Joseph	13-Mike Scott	5-Calvin Baker	3-Sammy Zeglins Mike Scott	1-Laurynas Mika Adrian Joseph Mamadi Diane Ryan Pettinel
vs Seton Hall	11/24/07	60-74	L	23-Sean Singleta	16-Adrian Joseph	7-Sean Singleta	None	2-Mamadi Diane
NORTHWESTERN	11/27/07	94-52	W	22-Mamadi Diane	7-Mamadi Diane	10-Sean Singleta	3-Adrian Joseph	1-Sammy Zeglins Adrian Joseph Mamadi Diane
SYRACUSE	12/05/07	68-70	L	19-Adrian Joseph	13-Adrian Joseph	9-Sean Singleta	2-Calvin Baker Sean Singleta	1-Mike Scott Mamadi Diane
LONGWOOD	12/07/07	76-57	W	21-Sean Singleta	11-Mike Scott	8-Sean Singleta	1-Mike Scott Jeff Jones Will Harris Calvin Baker	1-Mamadi Diane Adrian Joseph
HAMPTON	12/19/07	79-65	W	19-Adrian Joseph	9-Jerome Meyins	4-Sean Singleta	2-Adrian Joseph	2-Jamil Tucker
ELON	12/22/07	91-61	W	20-Sean Singleta	9-Mike Scott	8-Sean Singleta	3-Sean Singleta	1-Mike Scott
HARTFORD	12/30/07	78-70	W	20-Mamadi Diane	12-Adrian Joseph	4-Sean Singleta Calvin Baker	3-Mamadi Diane	2-Mamadi Diane Adrian Joseph
at Xavier	01/03/08	70-108	L	14-Sean Singleta	6-Mike Scott	7-Sean Singleta	2-Calvin Baker	2-Mike Scott
at Duke	01/13/08	65-87	L	18-Sean Singleta	9-Adrian Joseph	4-Sean Singleta	1-Mike Scott Solomon Tat Calvin Baker	1-Jamil Tucker Mike Scott
VIRGINIA TECH	01/16/08	69-70	OL	34-Sean Singleta	10-Sean Singleta	3-Calvin Baker Sean Singleta	3-Sean Singleta	2-Jamil Tucker

The Automated ScoreBook
 Virginia Team Game-by-Game (as of Jan 16, 2008)
 All games

TEAM STATISTICS

Opponent	Date	Score	W/L	---TOTAL---		--3-PTRS--		FT-FTA		Pct		---REBOUNDS---				PF		A		TO		Blk		Stl		Pts---Avg	
				FG-FGA	Pct	3FG-FGA	Pct	Off	Def	Tot	Avg	PF	A	TO	Blk	Stl	Pts	Avg									
VERMONT	11/11/07	90-72	W	29-53	.547	9-19	.474	23-34	.676	12	34	46	46.0	19	14	18	4	5	90	90.0							
HOWARD	11/14/07	92-53	W	37-75	.493	12-29	.414	6-13	.462	21	27	48	47.0	16	24	12	2	10	92	91.0							
at Arizona	11/17/07	75-72	W	25-49	.510	12-21	.571	13-15	.867	7	20	27	40.3	20	14	18	3	4	75	85.7							
DREXEL	11/20/07	72-58	W	23-60	.383	8-16	.500	18-22	.818	17	27	44	41.2	16	11	16	1	5	72	82.2							
at Penn	11/23/07	100-85	W	34-72	.472	10-24	.417	22-30	.733	25	31	56	44.2	30	17	21	4	12	100	85.8							
vs Seton Hall	11/24/07	60-74	L	20-61	.328	7-28	.250	13-18	.722	20	30	50	45.2	21	12	16	4	0	60	81.5							
NORTHWESTERN	11/27/07	94-52	W	32-62	.516	16-32	.500	14-16	.875	10	33	43	44.9	18	20	13	3	8	94	83.3							
SYRACUSE	12/05/07	68-70	L	26-64	.406	11-32	.344	5-11	.455	13	23	36	43.8	15	13	13	2	6	68	81.4							
LONGWOOD	12/07/07	76-57	W	25-56	.446	9-23	.391	17-25	.680	13	36	49	44.3	18	17	21	2	4	76	80.8							
HAMPTON	12/19/07	79-65	W	25-56	.446	9-22	.409	20-25	.800	14	28	42	44.1	23	16	21	2	3	79	80.6							
ELON	12/22/07	91-61	W	32-64	.500	7-24	.292	20-27	.741	12	26	38	43.5	15	20	9	1	8	91	81.5							
HARTFORD	12/30/07	78-70	W	24-54	.444	10-23	.435	20-33	.606	15	36	51	44.2	20	13	19	5	8	78	81.2							
at Xavier	01/03/08	70-108	L	22-58	.379	6-18	.333	20-29	.690	15	15	30	43.1	22	14	12	3	6	70	80.4							
at Duke	01/13/08	65-87	L	25-59	.424	4-14	.286	11-16	.688	12	22	34	42.4	17	9	18	2	3	65	79.3							
VIRGINIA TECH	01/16/08	69-70	Lot	24-63	.381	9-25	.360	12-18	.667	9	30	39	42.2	20	9	14	2	6	69	78.6							
Virginia		1179		403-906	.445	139-350	.397	234-332	.705	215	418	633	42.2	290	223	241	40	88	1179	78.6							
Opponents		1054		375-902	.416	123-363	.339	181-271	.668	151	330	481	32.1	288	219	216	35	105	1054	70.3							

Games played: 15
 Points/game: 78.6
 FG Pct: 44.5
 3FG Pct: 39.7
 FT Pct: 70.5

Rebounds/game: 42.2
 Assists/game: 14.9
 Turnovers/game: 16.1
 Assist/turnover ratio: 0.9
 Steals/game: 5.9
 Blocks/game: 2.7

The Automated ScoreBook
 Virginia Overall Team Statistics (as of Jan 16, 2008)
 All games

TEAM STATISTICS	VA	OPP		
SCORING.....	1179	1054		
Points per game.....	78.6	70.3		
Scoring margin.....	+8.3	-		
FIELD GOALS-ATT.....	403-906	375-902		
Field goal pct.....	.445	.416		
3 POINT FG-ATT.....	139-350	123-363		
3-point FG pct.....	.397	.339		
3-pt FG made per game..	9.3	8.2		
FREE THROWS-ATT.....	234-332	181-271		
Free throw pct.....	.705	.668		
REBOUNDS.....	633	481		
Rebounds per game.....	42.2	32.1		
Rebounding margin.....	+10.1	-		
ASSISTS.....	223	219		
Assists per game.....	14.9	14.6		
TURNOVERS.....	241	216		
Turnovers per game.....	16.1	14.4		
Turnover margin.....	-1.7	-		
Assist/turnover ratio..	0.9	1.0		
STEALS.....	88	105		
Steals per game.....	5.9	7.0		
BLOCKS.....	40	35		
Blocks per game.....	2.7	2.3		
WINNING STREAK.....	0	-		
Home win streak.....	0	-		
ATTENDANCE.....	119830	37860		
Home games-Avg/Game....	10-11983	4-8497		
Neutral site-Avg/Game..	-	1-3871		
SCORE BY PERIODS:	1st	2nd	OT	Total
-----	----	----	----	----
Virginia.....	581	592	6 -	1179
Opponents.....	501	546	7 -	1054

The Automated ScoreBook
Virginia Season Box Score (as of Jan 16, 2008)
All games

RECORD:	OVERALL	HOME	AWAY	NEUTRAL
ALL GAMES.....	(10-5)	(8-2)	(2-2)	(0-1)
CONFERENCE.....	(0-2)	(0-1)	(0-1)	(0-0)
NON-CONFERENCE.....	(10-3)	(8-1)	(2-1)	(0-1)

##	Player	GP-GS	Min--Avg	---TOTAL---		---3-PTS---		FT-FTA	Pct	----REBOUNDS----				PF	FO	A	TO	Blk	Stl	Pts	Avg
				FG-FGA	Pct	3FG-FGA	Pct			Off	Def	Tot	Avg								
44	Sean Singletary....	15-15	494 32.9	84-201	.418	31-72	.431	85-101	.842	15	49	64	4.3	39	0	95	72	0	23	284	18.9
	Conference-Only..	2-2	78 39.0	18-33	.545	7-11	.636	9-10	.900	1	9	10	5.0	7	0	7	10	0	3	52	26.0
30	Adrian Joseph.....	15-15	412 27.5	63-150	.420	35-91	.385	17-22	.773	32	85	117	7.8	19	0	16	24	7	13	178	11.9
	Conference-Only..	2-2	69 34.5	5-17	.294	3-12	.250	1-1	1.000	4	13	17	8.5	1	0	1	1	0	1	14	7.0
24	Mamadi Diane.....	15-15	420 28.0	56-123	.455	29-62	.468	26-39	.667	18	47	65	4.3	33	0	20	24	11	9	167	11.1
	Conference-Only..	2-2	70 35.0	6-22	.273	1-7	.143	6-10	.600	5	10	15	7.5	6	0	3	3	0	0	19	9.5
04	Calvin Baker.....	15-2	361 24.1	52-115	.452	22-52	.423	12-21	.571	8	29	37	2.5	26	0	40	25	0	10	138	9.2
	Conference-Only..	2-2	62 31.0	8-22	.364	1-5	.200	1-2	.500	1	3	4	2.0	1	0	5	4	0	3	18	9.0
32	Mike Scott.....	14-6	226 16.1	28-60	.467	1-2	.500	30-38	.789	34	49	83	5.9	28	0	4	9	5	11	87	6.2
	Conference-Only..	2-2	30 15.0	2-10	.200	0-0	.000	1-2	.500	2	6	8	4.0	7	0	0	4	1	1	5	2.5
01	Jeff Jones.....	15-13	232 15.5	28-70	.400	5-20	.250	20-27	.741	7	26	33	2.2	20	0	9	24	3	5	81	5.4
	Conference-Only..	2-0	15 7.5	0-2	.000	0-0	.000	2-2	1.000	1	1	2	1.0	0	0	0	3	0	0	2	1.0
11	Laurynas Mikalauska	9-1	141 15.7	16-25	.640	0-0	.000	13-22	.591	11	15	26	2.9	19	0	3	1	1	2	45	5.0
	Conference-Only..	0-0	0 0.0	0-0	.000	0-0	.000	0-0	.000	0	0	0	0.0	0	0	0	0	0	0	0	0.0
12	Jamil Tucker.....	13-0	170 13.1	20-41	.488	9-25	.360	7-7	1.000	7	26	33	2.5	29	0	7	9	9	1	56	4.3
	Conference-Only..	2-0	30 15.0	4-8	.500	1-4	.250	0-0	.000	4	4	8	4.0	3	0	2	2	3	0	9	4.5
45	Solomon Tat.....	4-0	40 10.0	3-5	.600	0-0	.000	6-9	.667	2	2	4	1.0	1	0	2	4	0	1	12	3.0
	Conference-Only..	2-0	19 9.5	0-1	.000	0-0	.000	0-0	.000	0	2	2	1.0	0	0	2	0	1	1	0	0.0
43	Will Harris.....	13-0	122 9.4	13-32	.406	4-8	.500	8-13	.615	14	23	37	2.8	11	0	2	10	0	3	38	2.9
	Conference-Only..	1-0	1 1.0	0-0	.000	0-0	.000	0-0	.000	0	0	0	0.0	1	0	0	0	0	0	0	0.0
55	Jerome Meynsse....	12-0	106 8.8	14-19	.737	0-0	.000	4-8	.500	12	17	29	2.4	17	0	2	7	1	2	32	2.7
	Conference-Only..	2-0	9 4.5	0-0	.000	0-0	.000	0-0	.000	1	1	2	1.0	3	0	0	0	0	0	0	0.0
34	Ryan Pettinella....	12-8	133 11.1	13-20	.650	0-0	.000	4-16	.250	18	11	29	2.4	28	0	2	8	2	2	30	2.5
	Conference-Only..	2-0	38 19.0	6-7	.857	0-0	.000	3-6	.500	2	2	4	2.0	8	0	2	0	0	0	15	7.5
22	Will Sherrill.....	6-0	11 1.8	3-3	1.000	1-1	1.000	0-0	.000	1	2	3	0.5	3	0	1	0	0	1	7	1.2
	Conference-Only..	0-0	0 0.0	0-0	.000	0-0	.000	0-0	.000	0	0	0	0.0	0	0	0	0	0	0	0	0.0
02	Mustapha Farrakhan.	12-0	68 5.7	6-24	.250	1-9	.111	0-3	.000	2	7	9	0.8	4	0	3	9	0	2	13	1.1
	Conference-Only..	1-0	4 4.0	0-0	.000	0-0	.000	0-1	.000	0	0	0	0.0	0	0	1	0	0	0	0	0.0
13	Sammy Zeglinski....	8-0	62 7.8	3-12	.250	1-7	.143	0-2	.000	3	6	9	1.1	8	0	15	9	1	3	7	0.9
	Conference-Only..	0-0	0 0.0	0-0	.000	0-0	.000	0-0	.000	0	0	0	0.0	0	0	0	0	0	0	0	0.0
21	Tunji Soroye.....	2-0	8 4.0	0-1	.000	0-0	.000	1-2	.500	2	1	3	1.5	2	0	0	2	0	0	1	0.5
	Conference-Only..	0-0	0 0.0	0-0	.000	0-0	.000	0-0	.000	0	0	0	0.0	0	0	0	0	0	0	0	0.0
31	Andy Burns.....	7-0	19 2.7	1-5	.200	0-1	.000	1-2	.500	2	2	4	0.6	3	0	2	2	0	0	3	0.4
	Conference-Only..	0-0	0 0.0	0-0	.000	0-0	.000	0-0	.000	0	0	0	0.0	0	0	0	0	0	0	0	0.0
	TEAM.....									27	21	48	3.2	0			2				
	Conference-Only..									0	1	1	0.5	0			0				

	Total.....	15	3025	403-906	.445	139-350	.397	234-332	.705	215	418	633	42.2	290	0	223	241	40	88	1179	78.6
	Conference-Only..	2	425	49-122	.402	13-39	.333	23-34	.676	21	52	73	36.5	37	0	18	32	4	9	134	67.0

	Opponents.....	15	3025	375-902	.416	123-363	.339	181-271	.668	151	330	481	32.1	288	-	219	216	35	105	1054	70.3
	Conference-Only..	2	425	59-137	.431	19-61	.311	20-33	.606	28	54	82	41.0	34	0	33	26	6	16	157	78.5

SCORE BY PERIODS:	1st	2nd	OT	Total
-----	-----	-----	-----	-----
Virginia.....	581	592	6	- 1179
Opponents.....	501	546	7	- 1054

DEADBALL REBOUNDS:	OFF	DEF	TOTAL
-----	-----	-----	-----
Virginia.....	45	10	55
Opponents.....	38	11	49