

VIRGINIA

2007-08 Men's Basketball



VIRGINIA vs. GEORGIA TECH
CHARLOTTE BOBCATS ARENA • Charlotte, N.C.
March 13, 2008
ACC Tournament First Round



TV: ESPN2 (HD)

• Brad Nessler (play-by-play), Jimmy Dykes (analysis), Jeannine Edwards (sideline)

Radio: Virginia Sports Network (originating at the Charlottesville Radio Group and WINA-AM/WWWV-FM and available online through V-Pass at www.VirginiaSports.com)

• Mac McDonald (play-by-play), Jim Hobgood (analysis)

ABOUT THE CAVALIERS (15-14, 5-11 ACC):

- The Cavaliers are the tournament's No. 10 seed after finishing league play with a 5-11 record
- Of Virginia's 11 conference losses, three were in overtime, one by one point in regulation, and two by two points in regulation
- The Cavaliers have won four of their last six games

ABOUT THE YELLOW JACKETS (14-16, 7-9 ACC):

- Georgia Tech is the tournament's No. 7 seed after finishing league play with a 7-9 record
- The Yellow Jackets have won three of their last four, with the only loss coming to Virginia on March 3

SERIES VS. GEORGIA TECH:

- Georgia Tech holds a 37-29 advantage in the series (Series tied 4-4 at ACC Tournament)
- The teams split two regular season meetings this season, each winning on the road
- Georgia Tech won the first meeting between the teams this season, 92-82 in overtime, at JPJA on Jan. 27
- Virginia won the rematch on March 3 in Atlanta, 76-74, as Calvin Baker made the game-winning 3-pointer with 4.2 seconds to play

AGAINST THE YELLOW JACKETS AT THE ACC TOURNAMENT

- The teams have met eight times before in the ACC Tournament with each team winning four times
- Georgia Tech won the last meeting, 74-69, in the 2001 quarterfinals at the Georgia Dome in Atlanta
- Virginia's last win came in 1995, a 77-67 quarterfinal win at the Greensboro Coliseum
- Georgia Tech has won both previous games in Charlotte, 70-61 in the 1990 final and 68-56 in the 1992 quarterfinals

LAST TIME OUT

- The Cavaliers concluded the regular season with a 91-76 win over Maryland Sunday night at JPJA
- Sean Singletary led Virginia with 27 points, eight assists, and six rebounds
- Singletary also scored his 2,000th career point in the game
- Virginia had six players score in double figures for the first time since the 2001-02 season

TOURNAMENT HISTORY:

- The Cavaliers have an all-time record of 30-53 in the ACC Tournament
- Virginia won the 1976 ACC Tournament
- The Cavaliers are 7-11 in ACC Tournament games in Charlotte
- Virginia has lost in the quarterfinals in each of the last eight seasons
- The Cavaliers last reached the ACC Final in 1994, falling to North Carolina 73-66 in Charlotte

**2008
ACC
TOURNAMENT**



VIRGINIA'S TOURNAMENT SCHEDULE

WEDNESDAY, MARCH 12

2 p.m. Virginia practice at Charlotte Bobcats Arena
(interviews available for 20-30 min. following practice)

THURSDAY, MARCH 13

7 p.m. (7) Georgia Tech vs. (10) Virginia
ESPN2

FRIDAY, MARCH 14**

7 p.m. (2) Duke vs. (10) Virginia
Raycom/ESPN2

SATURDAY, MARCH 15**

4 p.m.* ACC Semifinal
Raycom/ESPN

SUNDAY, MARCH 16**


1 p.m. ACC Final
Raycom/ESPN

* tentative game time

** if Virginia advances

VIRGINIA

2007-08 Men's Basketball



VIRGINIA at ACC TOURNAMENT

CHARLOTTE BOBCATS ARENA • Charlotte, N.C.

March 13-16, 2008



THE TOURNAMENT:

- The Cavaliers head to Charlotte for the ACC Tournament as the No. 10 seed
- The 10 seed is the Cavaliers lowest since being the No. 11 seed in 2005

TOURNAMENT HISTORY:

- The Cavaliers have an all-time record of 30-53 in the ACC Tournament
- Virginia won the 1976 ACC Tournament
- The Cavaliers are 7-11 in ACC Tournament games in Charlotte
- Virginia has lost in the quarterfinals in each of the last eight seasons
- The Cavaliers last reached the ACC Final in 1994, falling to North Carolina 73-66 in Charlotte

ACC-OLADES FOR SINGLETARY:

- Sean Singletary was named 1st Team All-ACC for the third consecutive year
- He becomes the third player in UVA history to be a three-time 1st Team selection (Bryant Stith, Ralph Sampson)
- This season, Singletary and UNC's Tyler Hansbrough became the 24th and 25th players in ACC history to be three-time 1st Team honorees

SINGLETARY SCORES 2,000:

- Sean Singletary scored his 2,000th career point in the regular season finale victory over Maryland
- He is the fifth Cavalier to reach the 2,000 point mark (Bryant Stith, Jeff Lamp, Buzzy Wilkinson, Ralph Sampson)
- He is the 39th player in ACC history to score 2,000 career points

SINGLETARY AMONG LEADERS IN SCORING AND ASSISTS:

- In the March 10 NCAA stats, Sean Singletary ranks 38th nationally in scoring at 19.9 points per game and 27th nationally in assists at 5.9 per game
- Singletary and Texas' D.J. Augustin (39th in scoring, 30th in assists) are the only two players ranked in the top 40 nationally in both scoring and assists

SCHEDULE/RESULTS

N4	CARSON-NEWMAN (EX)	W 124-65
N11	VERMONT [ACC Select]	W 90-72
N14	HOWARD [ACC Select]	W 92-53
N17	at #17 Arizona [FSN]	W 75-72
N20	DREXEL [CN8]	W 72-58
N23	at Penn % [CN8]	W 100-85
N24	vs. Seton Hall % [CN8]	L 60-74
N27	NORTHWESTERN ^ [ESPNU]	W 94-52
D5	SYRACUSE [ESPN2]	L 68-70
D7	LONGWOOD [ACC Select]	W 76-57
D19	HAMPTON [ACC Select]	W 79-65
D22	ELON [CSN]	W 91-61
D30	HARTFORD [ACC Select]	W 78-70
J3	at Xavier [CSTV]	L 70-108
J13	at #9 Duke * [FSN]	L 65-87
J16	VIRGINIA TECH * [ESPN2]	L 69-70 (ot)
J19	BOSTON COLLEGE * [Raycom ^(split)]	W 84-66
J23	at Florida State * [ACC Select]	L 67-69
J27	GEORGIA TECH * [FSN]	L 82-92 (ot)
J30	at Maryland * [ESPN]	L 75-85
F2	at Virginia Tech * [Raycom]	L 65-72 (ot)
F7	CLEMSON * [ESPN2]	L 51-82
F9	at Wake Forest * [ABC]	L 64-80
F12	#5 N. CAROLINA * [ESPN2/Raycom]	L 74-75
F17	at Boston College * [Raycom ^(split)]	W 79-74
F21	at Georgia Tech * [RSN]	ppd.
F24	NC STATE * [FSN]	W 78-60
M1	at Miami * [Raycom ^(split)]	L 93-95
M3	at Georgia Tech * [RSN]	W 76-74
M5	#6 DUKE * [ESPN]	L 70-86
M9	MARYLAND * [FSN]	W 91-76
M13	vs. Georgia Tech & [ESPN2]	7 p.m.
M14	vs. Duke & (if adv.) [Raycom/ESPN2]	7 p.m.
M15	ACC Semi & (if adv.) [Raycom/ESPN]	4 p.m.
M16	ACC Final & (if adv.) [Raycom/ESPN]	1 p.m.
*	ACC Game	
^	Big Ten/ACC Challenge	
%	Philly Hoop Group Classic (The Palestra, Philadelphia)	
&	ACC Tournament (Charlotte, N.C.)	

All Times Eastern

Rankings are Associated Press at time of the game

TV Abbreviations

CN8	Channel available on select Comcast cable systems
CSN	Comcast SportsNet - Mid Atlantic
FSN	Fox Sports Net
RSN	Regional Sports Networks

** All Raycom Games are also online at accselect.com

PROBABLE STARTERS/RESERVES

No.	Pos.	Yr.	Player	PPG	RPG	APG	Notable
1	G	Fr.	Jeff Jones	4.0	1.8	0.6	15 pts (5-7 3FG) at Arizona
30	F	Sr.	Adrian Joseph	10.4	6.3	0.9	Five double-doubles this season
32	F	Fr.	Mike Scott	5.8	5.5	0.4	Double-double (11 pts, 12 rebs) at BC (2/17)
34	F/C	Sr.	Ryan Pettinella	2.3	2.8	0.2	Double-double (12 pts, 11 rebs) at Wake
44	G	Sr.	Sean Singletary	19.9	3.9	5.9	Career-high 41 points at Miami
24	G/F	Jr.	Mamadi Diane	11.4	4.3	1.1	Scored 20 points off bench at Boston College
4	G	So.	Calvin Baker	9.4	2.7	2.4	GW 3-pointer at Georgia Tech with 4.2 seconds
11	F	Jr.	Laurynas Mikalauskas	7.3	3.8	0.6	Averaging 10.1 pts and 5.0 rebs since return from inj.
12	F	So.	Jamil Tucker	5.1	3.1	0.6	Career-high 14 points at Miami
45	G/F	So.	Solomon Tat	2.8	1.4	0.5	Career-high 12 points (3-4 FG) at Xavier
43	F/G	So.	Will Harris	2.7	2.5	0.2	8 rebounds vs. Longwood tied career-high
55	F/C	So.	Jerome Meyinsse	2.0	1.9	0.1	Career high 12 pts (5-5 FG) vs. Elon
2	G	Fr.	Mustapha Farrakhan	1.0	0.9	0.2	Scored 4 points vs. Howard
21	C	Sr.	Tunji Soroye	0.5	1.5	0.0	Has missed all but two games due to injuries
22	F	Fr.	Will Sherrill	1.0	0.4	0.1	Scored career-high 3 pts. vs. Longwood
31	F	So.	Andy Burns	0.4	0.5	0.3	Had 2 rebounds against Vermont
13	G	Fr.	Sammy Zeglinski	0.9	1.1	1.9	Out for season with ankle injury

MEDIA INFORMATION**Men's Basketball Contact Information**

Virginia Athletics Media Relations
154 John Paul Jones Arena
PO Box 400853
Charlottesville, VA 22904

Office: (434) 982-5500
Fax: (434) 982-5525

Rich Murray

Associate AD for Public Relations
(Primary Men's Basketball Contact)

Office: (434) 982-5530
Home: (434) 978-2966
Email: rmurray@virginia.edu

Steve Kirkland

Assistant Media Relations Director
(Secondary Men's Basketball Contact)

Office: (434) 982-5535
Cell: (434) 825-5241
Email: skirkland@virginia.edu

SINGLETARY NAMED ACC PLAYER OF THE WEEK:

- Sean Singletary was named ACC Player of the Week on Mar. 10
- Singletary had 17 points in the win at Georgia Tech, 18 points vs. Duke, and 27 points in the win vs. Maryland
- It is the fifth ACC Player of the Week honor of Singletary's career, second this season (also on Nov. 19)

SINGLETARY NAMED ALL-DISTRICT:

- Sean Singletary was named first-team All-District 5 by the National Association of Basketball Coaches (NABC)
- With the honor, Singletary is now eligible for NABC All-America teams
- It is the second consecutive year Singletary has been a first-team All-District 5 selection

SINGLETARY NAMED FINALIST FOR PAIR OF AWARDS:

- Sean Singletary is one of 16 finalists for the Bob Cousy Award, given to the nation's top collegiate point guard
- Singletary is one of 10 finalists for the Lowe's Senior CLASS Award

SINGLETARY NAMED TO PAIR OF MIDSEASON LISTS:

- Sean Singletary was one of 30 players named to the midseason list for the John R. Wooden Award
- He was also one of 30 players named to the midseason list for the Naismith Trophy, presented by AT&T
- Both awards are given annually to the top collegiate basketball player

SINGLETARY CONTRIBUTES IN DIFFERENT WAYS:

- Sean Singletary is the only player in Division I this season to have a 40-point scoring game, a 10-rebound game and a 10-assist game
- He is the only player in Virginia history to accomplish all three marks in the same season
- Singletary and Donald Hand are the only Cavaliers in history to accomplish all three marks in a career (Hand had his 10-rebound game and 10-assist game in different seasons)

DOUBLE FIGURE STREAK FOR SINGLETARY:

- Sean Singletary enters the tournament having scored in double figures in his last 51 games
- It is the longest active streak in the ACC

SINGLETARY SCORES BIG IN THE ACC:

- Sean Singletary averaged 21.5 points per game in conference play
- It is the highest scoring average for a Cavalier in ACC play since Norman Nolan averaged 22.4 points in 1998

SINGLETARY IN SELECT COMPANY IN ACC HISTORY:

- Against Maryland on March 9, Sean Singletary recorded the 2,000th point of his career
- By reaching the mark, he became just the third player in ACC history to have 2,000 points, 500 assists, and 400 rebounds in a career
- He joins Johnny Dawkins and Danny Ferry of Duke as the only ACC players to reach all three milestones

SINGLETARY CRACKS ACC TOP 40:

- Against Maryland, Sean Singletary moved into the top 40 of the ACC's all-time scoring list
- He enters the tournament in 38th place in ACC history with 2,002 career points (one point ahead of North Carolina's Tyler Hansbrough - 2,001)

SINGLETARY SECOND AMONG CAVALIERS IN ACC CAREER SCORING:

- Sean Singletary scored 1,073 points in ACC games during his career
- He is one of two Cavaliers to score 1,000 points in conference games, joining Bryant Stith (1,211)

SINGLETARY CLIMBS CAREER CHARTS:

- Sean Singletary ranks fifth on Virginia's career scoring chart with 2,002 points and he enters the tournament 226 points away from fourth place (Ralph Sampson: 2,228)
- Singletary ranks third in school history with 556 career assists and enters the tournament 42 assists shy of second place (Jeff Jones: 598)
- Singletary is second in school history with 192 career steals and enters the tournament 30 steals shy of the school record (Othell Wilson: 222)

DOUBLE-DOUBLES FOR SINGLETARY:

- Sean Singletary has had a double-double in two ACC games this season
- He followed his 34 point-10 rebound effort vs. Virginia Tech (1/16) with 19 points and 10 assists vs. Boston College (1/19)
- Singletary is the only player in the ACC to have both a points-rebounds and a points-assists double-double this season
- Of his four career double-doubles, two have been points-rebounds and two have been points-assists

MIKALOUSKAS MAKES IMPACT SINCE RETURN:

- Laurynas Mikalaukas is averaging 10.1 points and 5.0 rebounds per game since returning on Feb. 12 vs. North Carolina from a shoulder injury that kept him out of 13 games
- Virginia went 4-3 in the ACC with Mikalaukas playing and 1-8 while he was injured
- At Miami he set career highs with 16 points and 13 rebounds (his second career double-double)
- At Georgia Tech he had 15 points and seven rebounds

HEAD COACH DAVE LEITAO:

- 2007 ACC Coach of the Year
- First Virginia coach to win the honor since Terry Holland in 1982
- 51-40 record in three seasons at Virginia, including a 23-25 mark in the ACC
- First Virginia coach to have a winning ACC record over first two seasons as coach
- Overall record of 131-109 in eight seasons as a head coach

LEITAO STYLISH ON THE SIDELINE:

- Dave Leitao is one of 11 coaches selected to Dick Vitale's "All-GQ team"
- The team was a feature on the GQ magazine website

SINGLETARY SCORES CAREER HIGH AT MIAMI:

- Sean Singletary scored a career-high 41 points at Miami
- The 41 points were the most scored in a game by a Cavalier since Donald Hand had 41 vs. NC State in 1999
- Singletary tied his career high with 12 field goals
- It is the second highest scoring game in the ACC this season (Tyrese Rice scored 46 points vs. UNC the same day)

CAREER HIGHS AT MIAMI:

- Sean Singletary's 41 points was not the only career high set at Miami
- Laurynas Mikalaukas set career highs with 16 points and 13 rebounds
- Jamil Tucker scored a career-high 14 points

SINGLETARY A THIEF AGAINST NC STATE:

- Sean Singletary set a career high and tied the UVa single-game record with seven steals vs. NC State (2/24)
- His seven steals are the most in a game by an ACC player this season

SINGLETARY LEADS VIRGINIA PAST BOSTON COLLEGE:

- Sean Singletary had his third double-double of the season with 19 points and 10 assists vs. BC on Jan. 19
- The 10 assists tied his career high

SINGLETARY SHINES AGAINST VIRGINIA TECH:

- Sean Singletary had a double-double with 34 points and 10 rebounds vs. Virginia Tech on Jan. 16
- He scored 49.3 percent (34 of 69) of Virginia's points in the game, the highest percentage for a Cavalier since Singletary scored 35 of 69 UVa points (50.7 percent) at Gonzaga on Dec. 17, 2005
- It marked the fourth 30-point game of his career
- His 12 made field goals set a career high (since tied)
- His 10 rebounds tied a career high

CAVALIERS RECORD HISTORIC BIG TEN/ACC CHALLENGE WIN:

- Virginia's 94-52 win over Northwestern helped the ACC win its ninth consecutive Big Ten/ACC Challenge, 8-3
- The Cavaliers' 42-point victory over the Wildcats is the biggest margin of victory in the history of the event
- In the game, the Cavaliers made 16 three-point field goals

IN THE POLLS

ASSOCIATED PRESS (3/10)

1.	North Carolina	29-2
2.	Memphis	30-1
3.	UCLA	28-3
4.	Tennessee	28-3
5.	Kansas	28-3
6.	Texas	26-5
7.	Duke	26-4
8.	Wisconsin	26-4
9.	Georgetown	25-4
10.	Xavier	26-5
11.	Stanford	24-6
12.	Butler	28-3
13.	Louisville	24-7
14.	Notre Dame	24-6
15.	Connecticut	24-7
16.	Drake	28-4
17.	Purdue	24-7
18.	Vanderbilt	25-6
19.	Michigan State	24-7
20.	Gonzaga	25-6
21.	Washington State	23-7
22.	Indiana	25-6
23.	Davidson	25-6
24.	BYU	25-6
25.	Marquette	22-8

Others Receiving Votes:

Clemson, USC, South Alabama, Mississippi State, Kent State, Baylor, Pittsburgh, Oklahoma, Kentucky, Cornell, West Virginia, Western Kentucky, Kansas State, Saint Mary's.

ESPN/USA Today (3/10)

1.	North Carolina	29-2
2.	UCLA	28-3
3.	Memphis	30-1
4.	Tennessee	28-3
5.	Kansas	28-3
6.	Wisconsin	26-4
7.	Duke	26-4
8.	Texas	26-5
9.	Georgetown	25-4
10.	Butler	28-3
11.	Stanford	24-6
12.	Xavier	26-5
13.	Louisville	24-7
14.	Notre Dame	24-6
15.	Connecticut	24-7
16.	Purdue	24-7
17.	Vanderbilt	25-6
18.	Drake	28-4
19.	Michigan State	24-7
20.	Indiana	25-6
21.	Washington State	23-7
22.	Gonzaga	25-6
23.	BYU	25-6
24.	Marquette	22-8
25.	Davidson	25-6

Others Receiving Votes:

Clemson, Mississippi State, USC, Saint Mary's, South Alabama, Kentucky, Arizona State, Kent State, Western Kentucky, Pittsburgh.

VIRGINIA IN THE ACC STATS (3/10)

TEAM STATISTICS

Scoring Offense:	76.8	5th
Scoring Defense:	73.8	11th
Scoring Margin:	+3.0	9th
Field Goal %:	.433	11th
Field Goal % Def.:	.443	11th
Free Throw %:	.716	5th
3FG %:	.365	5th
3FG Made/Game:	8.24	2nd
3FG % Defense:	.360	11th
Offensive Rebounds:	13.52	3rd
Defensive Rebounds:	26.31	3rd
Rebounding Margin:	+5.8	2nd
Assists:	13.38	9th
Assist/Turnover:	0.95	8th
Turnover Margin:	-0.31	9th
Steals:	5.90	10th
Blocked Shots:	2.17	12th

INDIVIDUAL STATISTICS

Sean Singletary		
- Scoring	19.9	3rd
- Assists	5.90	2nd
- Free Throw %	.856	5th
- Steals	1.79	7th
- Minutes played	34.14	6th
Adrian Joseph		
- Rebounding	6.3	15th

VIRGINIA IN THE NCAA STATS (3/10)

TEAM STATISTICS

Scoring Offense	76.8	44th
3FG Made/Game:	8.2	40th
Rebounding Margin:	+5.8	25th

Sean Singletary		
- Scoring	19.9	38th
- Assists	5.9	27th
- Free Throw %	.856	38th
- Steals	1.8	100th

OVERTIME WOES:

- The Cavaliers are 0-3 this season in overtime games
- It marks just the second time in school history UVA has lost three OT games in a season (0-3 in 86-87)

JOSEPH HAS CAREER REBOUNDING HIGH AGAINST SETON HALL:

- Against Seton Hall, Adrian Joseph had a career-high 16 rebounds
- Joseph has had six double-digit rebounds games this season

SCOTT ON THE BOARDS AGAINST PENN:

- Against Penn, first-year Mike Scott had 13 rebounds
- It was the most rebounds by a Cavalier freshman since Travis Watson had 15 rebounds against NC State (Jan. 12, 2000)

SPREADING THE WEALTH:

- Against Howard, 13 different Cavaliers scored
- It was the most different players to score in a game for UVA since 14 different players scored in a 93-47 win over Winthrop on December 1, 1990

SEAN SINGLETARY RECEIVES PRESEASON ACCOLADES:

- First-team Collegehoops.net preseason All-American
- Third-team CBSsportsline.com preseason All-American
- CollegeInsider.com preseason All-American
- Top 50 preseason candidate for the John R. Wooden Award
- Preseason Watch List for the Naismith Trophy presented by AT&T
- Bob Cousy Award presented by The Hartford (nation's top point guard) preseason list
- One of 30 candidates for the Lowe's Senior CLASS Award
- Preseason All-ACC
- No. 4 on Luke Winn's Top 15 Seniors on SI.com

SINGLETARY, JOSEPH ARE VIRGINIA'S CAPTAINS:

- Seniors Sean Singletary and Adrian Joseph are co-captains for the 2007-08 season
- Singletary is a captain for the third consecutive year while Joseph is a captain for the first time
- Singletary joins Donald Hand (a captain from 98-99 through 00-01) as the only three-year captains in Virginia history

AT HOME AT JOHN PAUL JONES ARENA:

- Virginia has an all-time record of 27-7 at John Paul Jones Arena
- UVA has a 11-6 home record this season
- The Cavaliers posted a 16-1 home record last year in the first season in John Paul Jones Arena
- Virginia was the only ACC team to go undefeated at home in conference play last year (8-0)
- The Cavaliers averaged 13,521 fans per game last year in the debut season at JPJA

BASKETBALL SEATING FIGURE FOR JPJA CHANGES:

- After completing the first year in the John Paul Jones Arena, the Virginia athletics department has made an adjustment to the arena's seating figure for basketball. During the 2006-07 season, several seating areas were altered to accommodate needs within the arena. This led to an overall reduction of seats. These accommodations include seats converted to accessible seating and press tables for the media area. Additional seats have been removed from the usable inventory in an effort to improve sightlines and comfort. As a result of the changes, the arena's seating for men's basketball is now 14,593.

VIRGINIA SIGNS THREE TO NATIONAL LETTERS OF INTENT:

- Head Coach Dave Leitao announced on Nov. 19 that three players have signed national letters of intent to join the Cavalier program in 2008-09
- 6-11 center John Brandenburg (Des Peres, Mo.), who averaged 8.2 points, 7.9 rebounds and 2.4 blocks per game last season as a junior at De Smet Jesuit H.S. in St. Louis
- 6-6 guard Sylvan Landesberg (Flushing, N.Y.), who averaged 25.7 points, 10.5 rebounds and 3.6 assists per game last season as a junior at Holy Cross High School and was named the Catholic High School Athletic Association Player of the Year. He was selected as a 2008 McDonald's All-American
- 7-0 center Assane Sene (Senegal), who is in his first season of basketball in the United States at South Kent Preparatory School in South Kent, Conn.

2007-08 VIRGINIA MEN'S BASKETBALL ROSTER

NO.	NAME	POS.	HT.	WT.	CLASS	HOMETOWN/HIGH SCHOOL (Previous School)
1	Jeff Jones	G	6-4	193	Fr.	Chester, Pa./Monsignor Bonner
2	Mustapha Farrakhan	G	6-4	175	Fr.	Harvey, Ill./Thornton Township
4	Calvin Baker	G	6-2	186	So.	Newport News, Va./Woodside (William & Mary)
11	Laurynas Mikalauskas	F	6-8	246	Jr.	Palanga, Lithuania/Blue Ridge School
12	Jamil Tucker	F	6-8	241	So.	Gary, Ind./West Side
13	Sammy Zeglinski	G	6-0	175	Fr.	Philadelphia, Pa./The William Penn Charter School
21	Tunji Soroye	C	6-11	252	Sr.	Dugbe Ibadan, Nigeria/Montrose Christian School
22	Will Sherrill	F	6-9	215	Fr.	New York, N.Y./Phillips Academy Andover
24	Mamadi Diane	G/F	6-5	201	Jr.	Potomac, Md./DeMatha Catholic
30	Adrian Joseph*	F	6-7	201	Sr.	San Fernando, Trinidad/Brewster Academy
31	Andy Burns	F	6-8	212	So.	Alexandria, Va./Bishop Ireton
32	Mike Scott	F	6-8	233	Fr.	Chesapeake, Va./Hargrave Military Academy
34	Ryan Pettinella	F/C	6-9	249	Sr.	Webster, N.Y./McQuaid Jesuit (Penn)
43	Will Harris	F/G	6-6	245	So.	Corona, N.Y./Brewster Academy
44	Sean Singletary*	G	6-0	185	Sr.	Philadelphia, Pa./The William Penn Charter School
45	Solomon Tat	G/F	6-5	223	So.	Jos Plateau, Nigeria/Community Christian School
55	Jerome Meyinsse	F/C	6-8	245	So.	Baton Rouge, La./McKinley

* Co-Captain

HEAD COACH:

Dave Leitao

ASSISTANT COACHES:

Bill Courtney

Drew Diener

Steve Seymour

DIRECTOR OF BASKETBALL OPERATIONS:

Rick Brunson

STRENGTH & CONDITIONING COACH:

Shaun Brown

ASSISTANT DIR. OF OPERATIONS/VIDEO:

Oliver Winterbone

ATHLETIC TRAINER:

Ethan Saliba

PRONUNCIATION GUIDE

Mamadi Diane

Mom-uh-dee Dee-on-ee

Mustapha Farrakhan

Moo-sta-fa Fair-uh-con

Dave Leitao

Lay-toe

Jerome Meyinsse

Me-yin-see

Laurynas Mikalauskas

La-ree-nus Mick-a-laus-cuss

Ryan Pettinella

Pet-in-ella

Tunji Soroye

Ton-jee Suh-roy-yay

Jamil Tucker

Ja-mill

Sammy Zeglinski

Zuh-glin-ski

CAVALIER CAREER RECORD BOOK

POINTS

1. Bryant Stith (1989-92)	2,516
2. Jeff Lamp (1978-81)	2,317
3. Buzzy Wilkinson (1953-55)	2,233
4. Ralph Sampson (1980-83)	2,228
5. Sean Singletary (2005-pres.)	2,002
6. Junior Burrough (1992-95)	1,970
7. Wally Walker (1973-76)	1,849
8. Chris Williams (1999-02)	1,812
9. Harold Deane (1994-97)	1,763
10. Curtis Staples (1995-98)	1,757
11. J.R. Reynolds (2004-07)	1,683
12. John Crotty (1988-91)	1,646
13. Bob McCarty (1954-56)	1,625
14. Travis Watson (2000-03)	1,546
15. Richard Morgan (1986-89)	1,540
16. Donald Hand (1998-01)	1,486
17. Othell Wilson (1981-84)	1,469
18. Barry Parkhill (1971-73)	1,437
19. Jim Connelly (1965-67)	1,426
20. Lee Raker (1978-81)	1,423

FIELD GOALS

1. Ralph Sampson (1980-83)	899
2. Bryant Stith (1989-92)	856
3. Jeff Lamp (1978-81)	841
4. Buzzy Wilkinson (1953-55)	784
5. Wally Walker (1973-76)	779
6. Junior Burrough (1992-95)	759
7. Chris Williams (1999-02)	650
8. Bob McCarty (1954-56)	643
9. Sean Singletary (2005-pres.)	618
10. Richard Morgan (1986-89)	605

3-POINT FIELD GOALS

1. Curtis Staples (1995-98)	413
2. Harold Deane (1994-97)	237
3. J.R. Reynolds (2004-07)	221
4. Sean Singletary (2005-pres.)	216
5. John Crotty (1988-91)	179
6. Devin Smith (2003-05)	161
7. Donald Hand (1998-01)	156
Todd Billet (2003-04)	156
9. Adrian Joseph (2005-pres.)	153
10. Cory Alexander (1992-95)	142

FREE THROWS MADE

1. Bryant Stith (1989-92)	690
2. Buzzy Wilkinson (1953-55)	665
3. Jeff Lamp (1978-81)	635
4. Sean Singletary (2005-pres.)	550
5. Harold Deane (1994-97)	546
6. Donald Hand (1998-01)	444
7. Junior Burrough (1992-95)	439
8. Ralph Sampson (1980-83)	427
9. John Crotty (1988-91)	413
10. J.R. Reynolds (2004-07)	402

ASSISTS

1. John Crotty (1988-91)	683
2. Jeff Jones (1979-82)	598
3. Sean Singletary (2005-pres.)	556
4. Donald Hand (1998-01)	529
5. Othell Wilson (1981-84)	493
6. Harold Deane (1994-97)	468
7. John Johnson (1985-88)	426
8. Cory Alexander (1992-95)	401
9. Barry Parkhill (1971-73)	369
10. J.R. Reynolds (2004-07)	317

STEALS

1. Othell Wilson (1981-84)	222
2. Sean Singletary (2005-pres.)	192
3. Jeff Jones (1979-82)	189
Chris Williams (1999-02)	189
5. Harold Deane (1994-97)	179
Donald Hand (1998-01)	179
7. Bryant Stith (1989-92)	177
8. Richard Morgan (1986-89)	160
9. Adam Hall (1999-02)	157
10. Bobby Stokes (1976-79)	154

BLOCKED SHOTS

1. Ralph Sampson (1980-83)	462
2. Chris Alexander (1993-96)	148
3. Travis Watson (2000-03)	130
4. Kris Hunter (1997-99)	126
5. Jason Clark (2002-05)	112
6. Steve Castellani (1976-79)	108
7. Chris Williams (1999-02)	97
8. Junior Burrough (1992-95)	96
9. Colin Ducharme (1997-00)	88
10. Olden Polynice (1984-86)	86
-- Tunji Soroye (2005-pres.)	78

ACC CAREER SCORING LEADERS

1. J.J. Redick (Duke)	2,769
2. Dickie Hemric (Wake Forest)	2,587
3. Johnny Dawkins (Duke)	2,556
4. Rodney Monroe (NC State)	2,551
5. Bryant Stith (Virginia)	2,516
6. Christian Laettner (Duke)	2,460
7. Mike Gminski (Duke)	2,323
8. Jeff Lamp (Virginia)	2,317
9. David Thompson (NC State)	2,309
10. Phil Ford (North Carolina)	2,290
11. Juan Dixon (Maryland)	2,269
12. Buzzy Wilkinson (Virginia)	2,233
13. Ralph Sampson (Virginia)	2,228
14. Matt Harpring (Georgia Tech)	2,225
15. Randolph Childress (Wake Forest)	2,208
16. Mark Price (Georgia Tech)	2,193
17. Len Chapell (Wake Forest)	2,165
18. Danny Ferry (Duke)	2,155
19. Len Bias (Maryland)	2,149
20. Sam Perkins (North Carolina)	2,145
21. Mark Alarie (Duke)	2,136
22. Bob Sura (Florida State)	2,130
23. Tim Duncan (Wake Forest)	2,117
24. Dennis Scott (Georgia Tech)	2,115
25. Tom Hammonds (Georgia Tech)	2,081
26. Jason Williams (Duke)	2,079
Gene Banks (Duke)	2,079
28. Albert King (Maryland)	2,058
29. Travis Best (Georgia Tech)	2,057
30. Lenny Rosenbluth (North Carolina)	2,045
31. Julius Hodge (NC State)	2,040
32. Skip Brown (Wake Forest)	2,034
33. Adrian Branch (Maryland)	2,017
34. Al Wood (North Carolina)	2,015
John Lucas (Maryland)	2,015
36. Jim Spanarke (Duke)	2,012
37. Charles Scott (North Carolina)	2,007
38. Sean Singletary (Virginia)	2,002
39. Tyler Hansbrough (North Carolina)	1,985
40. Rod Griffin (Wake Forest)	1,985
41. Shane Battier (Duke)	1,984
Art Heyman (Duke)	1,984
43. Larry Miller (North Carolina)	1,982
44. James Forrest (Georgia Tech)	1,978
45. Trajan Langdon (Duke)	1,974
Antawn Jamison (North Carolina)	1,974
47. Junior Burrough (Virginia)	1,970
Charles Davis (Wake Forest)	1,970
49. Hawkeye Whitney (NC State)	1,967
50. Justin Gray (Wake Forest)	1,946

CAVALIER SINGLE SEASON RECORD BOOK

FREE THROWS MADE

1.	Buzzy Wilkinson (1954-55)	282
2.	Buzzy Wilkinson (1953-54)	238
3.	Bryant Stith (1989-90)	192
4.	Sean Singletary (2006-07)	190
5.	Bryant Stith (1991-92)	189
6.	Jeff Lamp (1978-79)	181
7.	Harold Deane (1994-95)	178
8.	Jeff Lamp (1977-78)	173
9.	Sean Singletary (2007-08)	166
10.	J.R. Reynolds (2006-07)	164

ASSISTS

1.	John Crotty (1989-90)	214
2.	John Crotty (1988-89)	208
3.	Jeff Jones (1979-80)	200
4.	John Johnson (1986-87)	194
5.	Donald Hand (2000-01)	174
6.	Sean Singletary (2007-08)	171
7.	John Crotty (1990-91)	169
8.	Othell Wilson (1982-83)	152
9.	Sean Singletary (2006-07)	151
10.	Harold Deane (1994-95)	147

STEALS

1.	Othell Wilson (1983-84)	69
2.	Othell Wilson (1981-82)	61
3.	Donald Hand (1998-99)	57
4.	Jeff Jones (1980-81)	56
5.	Richard Morgan (1988-89)	55
6.	Sean Singletary (2005-06)	54
7.	Jeff Jones (1981-82)	53
	Ricky Stokes (1983-84)	53
9.	Sean Singletary (2007-08)	52
10.	Bryant Stith (1990-91)	51
	Chris Williams (1999-00)	51

VIRGINIA SINGLE GAME RECORDS

POINTS

1.	Barry Parkhill vs. Baldwin Wallace	12/11/71	51
2.	Buzzy Wilkinson vs. Hampden-Sydney	12/1/54	48
3.	Buzzy Wilkinson vs. North Carolina	2/8/54	45
	Buzzy Wilkinson vs. Georgetown	2/13/54	45
	Buzzy Wilkinson vs. Roanoke	2/25/54	45
	Buzzy Wilkinson vs. Clemson	2/14/55	45
7.	Buzzy Wilkinson vs. Washington & Lee	12/31/54	43
	Buzzy Wilkinson vs. VMI	1/8/55	43
9.	Buzzy Wilkinson vs. Hampden-Sydney	12/2/53	42
	Buzzy Wilkinson vs. Duke	3/4/54	42
	Bob McCarty vs. Clemson	2/12/56	42
	Jim Connelly vs. William & Mary	12/1/65	42
13	Tony Laquintano vs. West Virginia	12/17/60	41
	Donald Hand vs. NC State	2/14/99	41
	Sean Singletary vs. Miami	3/1/08	41

STEALS

1.	Scott McCandlish vs. Xavier	12/29/71	7
	Othell Wilson vs. Virginia Tech	2/15/84	7
	Othell Wilson vs. Wake Forest	3/9/84	7
	Richard Morgan vs. Mississippi State	12/29/88	7
	Curtis Staples vs. Tennessee-Martin	11/24/95	7
	Sean Singletary vs. NC State	2/24/08	7

THE LAST TIME...

VIRGINIA INDIVIDUALS

- **Scored 30 points:** Sean Singletary (34) vs. Virginia Tech (1/16/08)
- **Scored 40 points:** Sean Singletary (41) at Miami (3/1/08)
- **Two players with 20 points:** J.R. Reynolds (28) and Sean Singletary (23) vs. Albany (3/16/07)
- **Three players with 20 points:** Chris Williams (27), Roger Mason, Jr. (22) and Donald Hand (20) vs. Duke (1/5/00)
- **Four players with 20 points:** Chris Williams (23), Donald Hand (22), Adam Hall (21), and Travis Watson (20) vs. Georgetown (3/15/00)
- **A player with back-to-back 25-point games:** J.R. Reynolds (28) vs. Albany (3/16/07) and (26) vs. Tennessee (3/18/07)
- **One player scored in double figures:** Adrian Joseph (10) vs. Puerto Rico-Mayaguez (12/21/06)
- **Five players scored in double figures:** Calvin Baker (16), Mamadi Diane (16), Adrian Joseph (13), Jamil Tucker (13), Sean Singletary (11) vs. Georgia tech (1/27/08)
- **Six players scored in double figures:** Sean Singletary (27), Adrian Joseph (13), Jamil Tucker (13), Mamadi Diane (12), Calvin Baker (11), Laurynas Mikalauskas (11), vs. Maryland (3/9/08)
- **Seven players scored in double figures:** Cornel Parker (20), Junior Burrough (15), Ted Jeffries (14), Cory Alexander (13), Jason Williford (12), Yuri Barnes (11) and Doug Smith (11) vs. Clemson (1/13/93)
- **Had 15 rebounds:** Adrian Joseph (16) vs. Seton Hall (11/24/07)
- **Had 20 rebounds:** Travis Watson (20) vs. Wofford (1/2/03)
- **Had 25 rebounds:** Bob Mortell (25) vs. Washington & Lee (2/27/60)
- **Two players with 10 rebounds:** Mike Scott (11) and Adrian Joseph (10) vs. Longwood (12/7/07)
- **Three players with 10 rebounds:** Yuri Barnes (13), Jason Williford (12) and Junior Burrough (11) vs. Rice (12/4/93)
- **Double-Double:** Laurynas Mikalauskas (16 pts, 13 rebs) at Miami (3/1/08)
- **Two players had a double-double:** Adrian Joseph (23 pts, 11 rebs) and Mike Scott (10 pts, 13 rebs) at Penn (11/23/07)
- **Three players had a double-double:** Jason Williford (10 pts, 15 rebs), Ted Jeffries (23 pts, 10 rebs), and Cornel Parker (11 pts, 11 rebs) at William & Mary (1/25/93)
- **Double-Double with points and assists:** Sean Singletary (19 pts, 10 assts) vs. Boston College (1/19/08)
- **Triple-Double:** Ralph Sampson (15 pts, 22 rebs, 10 blks) vs. Old Dominion (12/29/79)
- **Four Double-Doubles in a row:** Travis Watson (29 pts, 12 rebs) at NC State (2/6/02), (20 pts, 10 rebs) vs. Clemson (2/10/02), (17 pts, 10 rebs) vs. UNC (2/12/02), (13 pts, 12 rebs) at Wake (2/17/02)
- **20 points and 20 rebounds:** Travis Watson (21 pts, 20 rebs) vs. Wofford (1/2/03)
- **10 assists:** Sean Singletary (10) vs. Boston College (1/19/08)
- **5 Blocked Shots:** Jason Cain (5) vs. UNC (1/19/06)
- **5 Steals:** Sean Singletary (7) vs. NC State (2/24/08)
- **Led UVA in Points, Rebounds and Assists:** Sean Singletary (27 pts, 6 rebs, 8 assts) vs. Maryland (3/9/08)
- **Hit a last second shot to win a game:** Sean Singletary vs. Duke (2/1/07) [jumper with one second in OT]; J.R. Reynolds vs. Loyola Marymount (12/23/04) [layup with 1.5 seconds in regulation]
- **Played every minute:** Sean Singletary vs. Virginia Tech (2/12/05)
- **Played 40 or more minutes:** Adrian Joseph (42) at Virginia Tech (2/2/08)

VIRGINIA TEAM

- **Won in Overtime:** vs. Duke, 68-66 (2/1/07)
- **Lost in Overtime:** at Virginia Tech, 65-72 (2/2/08)
- **Played Two Overtimes:** vs. Maryland, L 89-92 (2/19/05)
- **Played Three Overtimes:** vs. Georgetown, L 111-115 (3/15/00)
- **Shot 70 percent for a Half:** 72.2% (13-18) vs. Wake Forest 2nd Half (2/24/96)
- **Shot 60 percent in a Game:** 61.0% (36-59) vs. LIU (11/17/00)
- **Shot less than 30 percent in a Game:** 27.9% (17-61) vs. North Carolina (3/10/06)
- **Shot 90 percent from the free throw line:** 94.7 % (18-19) vs. Georgia Tech (2/24/07)
- **Shot 50 percent from 3-point line:** 50.0% (9-18) at Boston College (2/17/08)
- **Shot less than 30 percent in a half:** 29.0% (9-31) in 2nd Half at Wake Forest (3/3/07)
- **Shot less than 20 percent in a half:** 18.9% (7-37) in the 1st half at Duke (1/13/01)
- **Shot 55 percent or better and lost:** 56.9% (29-51) vs. Duke (3/14/03)
- **Attempted 50 FTs:** 52 (made 34) vs. Howard (12/12/94)
- **Made 30 FTs:** 31 (36 att.) vs. Tennessee (3/18/07)
- **Made 10 3-pt FGs:** 12 vs. Georgia Tech (1/27/08)
- **Failed to make a 3-pt FG:** at Georgia Tech (12/4/05)
- **Had 50 rebounds:** 51 vs. Hartford (12/30/07)
- **Had 25 assists:** 27 vs. Howard (11/21/01)
- **Had 15 steals:** 16 vs. NC State (2/24/08)
- **Had 10 blocks:** 12 vs. Longwood (2/13/07)
- **Scored 50 pts in a half:** 55 vs. Maryland, 2nd half (3/9/08)
- **Scored 60 pts in a half:** 60 vs. Gonzaga, 1st half (1/3/07)
- **Scored 70 pts in a half:** 70 vs. Coastal Carolina, 2nd half (10/20/00)
- **Scored 100 pts (ACC):** 103 vs. Maryland (1/16/07)
- **Scored 100 pts (non-conf):** 100 at Penn (11/23/07)
- **Scored under 20 pts in 1st half:** 17 at Ga. Tech (12/4/05)
- **Scored under 20 pts in 2nd half:** 12 vs. UNC (2/11/98)
- **Scored under 50 pts in a game:** 49 at Stanford (3/14/06)

OPPONENT INDIVIDUALS

- **Scored 30 points:** Jack McClinton (34), Miami (3/1/08)
- **Scored 35 points:** J.J. Redick (40), Duke (1/28/06)
- **Scored 40 points:** J.J. Redick (40), Duke (1/28/06)
- **Scored 50 points:** Len Chappell (50), Wake (2/12/62)
- **Two players with 20 points:** Brandon Costner (22) and Gavin Grant (20), NC State (3/9/07)
- **Three players with 20 points:** Juan Dixon (23), Chris Wilcox (21), and Lonny Baxter (20), at Maryland (3/3/02)
- **Two players with 30 points:** Trevor Powell (31) and Tony Smith (31), Marquette (2/3/90)
- **Five players scored in double figures:** Gerald Henderson (19), Kyle Singler (18), DeMarcus Nelson (16), Greg Paulus (14), Jon Scheyer (10), Duke (3/5/08)
- **Six players scored in double figures:** Chris Paul (21), Justin Gray (17), Eric Williams (15), Jamaal Levy (12), Taron Downey (11) and Vytas Danelius (10), Wake Forest (1/2/05)
- **Seven players scored in double figures:** Stanley Burrell (15), Drew Lavender (13), C.J. Anderson (12), B.J. Raymond (12), Josh Duncan (11), Charles Bronson (11), and Jason Love (10), at Xavier (1/3/08)
- **Double-Double:** Cliff Hammonds (16 pts, 11 assts), Clemson (2/7/08)

- **Two players had a double-double:** Donte Green (20 pts, 10 rebs) and Paul Harris (10 pts, 14 rebs), Syracuse (12/5/07)
- **Had 15 rebounds:** Al Thornton (16), Florida State (2/17/07)
- **Had 20 rebounds:** Tim Duncan (23), Wake (2/22/97)
- **Had 10 assists:** Cliff Hammonds (11), Clemson (2/7/08)
- **5 Blocked Shots:** Maurice Sumter (5), Longwood (2/13/07)
- **5 Steals:** Toney Douglas (6), at Florida State (1/23/08)
- **Hit a last second shot to win a game:** Deron Washington of Virginia Tech (1/16/08) [0.0 seconds in overtime]

OPPONENT TEAM

- **Shot less than 30 percent in a Game:** 28.3% (17-60) Longwood (12/7/07)
- **Shot less than 30 percent in a Game (ACC):** 29.0% (20-69), Wake Forest (2/24/96)
- **Shot 60 percent in a Game:** 63.8% (37-58), at Xavier (1/3/08)
- **Shot 55 percent or better and lost:** 55.2% (32-58), Iowa State (12/31/03)
- **Scored 100 pts:** 108, at Xavier (1/3/08)
- **Scored 60 pts in a half:** 60, at Miami, 2nd half (3/1/08)
- **Scored under 20 pts in 1st half:** 18, NC State (2/24/08)
- **Scored under 20 pts in 2nd half:** 18 at Richmond (11/22/05)
- **Scored under 50 pts in a game:** 49, Longwood (2/13/07)
- **Had 25 assists:** 27, at Xavier (1/3/08)
- **Had 15 steals:** 15, Providence (1/3/04)
- **Had 10 blocks:** 11 at Virginia Tech (2/10/07)
- **Failed to make a 3-pt FG:** vs. Arizona State (11/27/99)



ACC Tournament Results



Year (Seed) Quarterfinals

1954 (8) L - Duke 68-96
 1955 (6) W - Maryland 68-67 (ot)
 1956 (7) L - North Carolina 77-81
 1957 (7) L - Maryland 69-72
 1958 (5) L - Maryland 66-70
 1959 (5) W - Maryland 66-65
 1960 (8) L - North Carolina 62-81
 1961 (7) L - Duke 54-89
 1962 (8) L - Wake Forest 58-81
 1963 (8) L - Duke 70-89
 1964 (7) L - Wake Forest 60-79
 1965 (7) L - NC State 69-106
 1966 (7) L - NC State 77-86
 1967 (7) L - Duke 78-99
 1968 (5) L - South Carolina 78-101
 1969 (6) L - Duke 86-99
 1970 (7) W - North Carolina 95-93
 1971 (5) W - Wake Forest 85-84
 1972 (3) W - Wake Forest 74-65
 1973 (5) W - Duke 59-55
 1974 (4) W - Clemson 68-63
 1975 (5) L - NC State 85-91
1976 (6) W - NC State 75-63
 1977 (7) W - Wake Forest 59-57
 1978 (4) L - Wake Forest 61-72
 1979 (3) L - NC State 78-82
 1980 (5) L - Clemson 49-57
 1981 (1) W - Georgia Tech 76-47
 1982 (2) W - Clemson 56-54
 1983 (2) W - Duke 109-66
 1984 (6) L - Wake Forest 51-63
 1985 (8) L - Georgia Tech 48-55
 1986 (5) W - NC State 64-62
 1987 (4) W - Georgia Tech 55-54
 1988 (6) L - Duke 48-60
 1989 (3) W - Clemson 90-73
 1990 (5) W - North Carolina 92-85 (ot)
 1991 (6) W - Wake Forest 70-66

Semifinals

L - Duke 77-90 (ot)

 L - NC State 63-66

 L - NC State 66-67
 L - North Carolina 68-78
 L - Maryland 57-62
 L - NC State 51-63
 L - NC State 66-87

Finals

Virginia ACC Tournament Coaching Records

Bus Male (1954-57)	1-4	.200
Billy McCann (1958-63)	1-6	.143
Bill Gibson (1964-74)	5-11	.313
Terry Holland (1975-90)	15-15	.500
Jeff Jones (1991-98)	5-8	.385
Pete Gillen (1999-2005)	2-7	.222
Dave Leitao (2006-Present)	1-2	.333

W - Maryland 73-65

W - Clemson 72-60

W - North Carolina 67-62

L - North Carolina 69-75

L - Maryland 62-85

W - Wake Forest 51-49 (ot)

W - Georgia Tech 96-67

L - North Carolina 45-47

L - NC State 78-81

L - Duke 70-75

L - North Carolina 82-84 (2 ot)

L - Duke 58-69

W - Clemson 69-66

L - North Carolina 71-76

L - Georgia Tech 61-70

Year (Seed) First Round

1992 (5)
 1993 (5)
 1994 (4)
 1995 (4)
 1996 (7)
 1997 (6)
 1998 (9) L - Duke 41-63
 1999 (9) L - Duke 67-104
 2000 (3)
 2001 (4)
 2002 (5)
 2003 (6)
 2004 (7) W - Clemson 83-79 (ot)
 2005 (11) W - Miami 66-65
 2006 (7) W - Virginia Tech 60-56
 2007 (2)

Quarterfinals

L - Georgia Tech 56-68
 W - Wake Forest 61-57
 W - Maryland 69-63
 W - Georgia Tech 77-67
 L - Wake Forest 60-70
 L - North Carolina 68-78

 L - NC State 65-76
 L - Georgia Tech 69-74
 L - NC State 72-92
 L - Duke 76-83
 L - Duke 74-84
 L - Duke 64-76
 L - North Carolina 79-67
 L - NC State 71-79

Semifinals

L - North Carolina 56-74
 W - Duke 66-61
 L - Wake Forest 68-77

Finals

L - North Carolina 66-73

VIRGINIA AT THE ACC TOURNAMENT

OPPONENT	Record	1st Rd.	Qtrs.	Semis	Final
Boston College	0-0 (.000)				
Clemson	6-1 (.857)	1-0	3-1	2-0	
Duke	3-14 (.176)	0-2	2-9	1-3	
Florida State	0-0 (.000)				
Georgia Tech	4-4 (.500)		3-3	1-0	0-1
Maryland	4-4 (.500)		3-2	1-2	
Miami	1-0 (1.000)	1-0			
North Carolina	3-11 (.214)		2-4	0-4	1-3
NC State	2-12 (.143)		2-7	0-4	0-1
Virginia Tech	1-0 (1.000)	1-0			
Wake Forest	6-6 (.500)		5-5	1-1	
South Carolina (former member)	0-1 (.000)		0-1		
TOTALS	30-53 (.361)	3-2	20-32	6-14	1-5

OPPONENT	LAST MEETING	LAST WIN
Boston College	none	
Clemson	2004 - W 83-79 (ot) - 1st Rd.	2004 - W 83-79 (ot) - 1st Rd.
Duke	2005 - L 76-64 - Qtr.	1994 - W 66-61 - Semi.
Florida State	none	
Georgia Tech	2001 - L 74-69 - Qtr.	1995 - W 77-67 - Qtr.
Maryland	1994 - W 69-63 - Qtr.	1994 - W 69-63 - Qtr.
Miami	2005 - W 66-65 - 1st Rd.	2005 - W 66-65 - 1st Rd.
North Carolina	2006 - L 79-67 - Qtr.	1990 - W 92-85 (ot) - Qtr.
NC State	2007 - L 79-71 - Qtr.	1986 - W 64-62 - Qtr.
Virginia Tech	2006 - W 60-56 - 1st Rd.	2006 - W 60-56 - 1st Rd.
Wake Forest	1996 - L 70-60 - Qtr.	1993 - W 61-57 - Qtr.

OPPONENT	SERIES STREAK AT ACC TOURNAMENT
Boston College	--
Clemson	W4
Duke	L5
Florida State	--
Georgia Tech	L1
Maryland	W1
Miami	W1
North Carolina	L5
NC State	L3
Virginia Tech	W1
Wake Forest	L2

VIRGINIA'S ACC TOURNAMENT RECORD...

No. 10 seed	first time
In Charlotte	7-11
As the higher seed	13-7
As the lower seed	17-46
In NBA Arenas	15-14

LAST TOURNAMENT WIN

Overall...
 (7) Virginia def. (10) Virginia Tech 60-56
 2006 - 1st Round - Greensboro, N.C.

In Charlotte...
 (4) Virginia def. (1) Duke 66-61
 1994 - semifinal

As the lower seed...
 (11) Virginia def. (6) Miami 66-65
 2005 - Washington, D.C.

Quarterfinal...
 (4) Virginia def. (5) Georgia Tech 77-67
 1995 - Greensboro, N.C.

Semifinal...
 (4) Virginia def. (1) Duke 66-61
 1994 - Charlotte, N.C.

Final...
 (6) Virginia def. (1) North Carolina 67-62
 1976 - Landover, Md.

In NBA Arena...
 (11) Virginia def. (6) Miami 66-65
 2005 - Washington, D.C.

LOST TO EVENTUAL CHAMPION

2005 Duke	Lost in Quarterfinals
2003 Duke	Lost in Quarterfinals
1999 Duke	Lost in First Round
1997 North Carolina	Lost in Quarterfinals
1996 Wake Forest	Lost Quarterfinals
1995 Wake Forest	Lost in Semifinals
1994 North Carolina	Lost in Final
1991 North Carolina	Lost in Semifinals
1990 Georgia Tech	Lost in Final
1988 Duke	Lost in Quarterfinals
1986 Duke	Lost in Semifinals
1985 Georgia Tech	Lost in Quarterfinals
1983 NC State	Lost in Final
1982 North Carolina	Lost in Final
1977 North Carolina	Lost in Final
1974 NC State	Lost in Semifinals
1973 NC State	Lost in Semifinals
1970 NC State	Lost in Semifinals
1965 NC State	Lost in Quarterfinals
1963 Duke	Lost in Quarterfinals
1962 Wake Forest	Lost in Quarterfinals
1959 NC State	Lost in Semifinals
1958 Maryland	Lost in Quarterfinals



ACC Tournament Superlatives



HIGHS

109# vs. Duke (1983)
 43 vs. Duke (1983) (109-66)
 40 vs. Duke (1983) (40-71)
 91 vs. Duke (1954) (19-91)
 66.7 vs. North Carolina (1982) (22-33)
 11 vs. North Carolina (1997) (11-32)
 32 vs. North Carolina (1997) (11-32)
 100.0* vs. Georgia Tech (1983) (5-5)
 66.7 vs. North Carolina (1987) (2-3)
 58.3 vs. Duke (2003) (7-12)

35 vs. Clemson (1989) (35-47)

47 vs. North Carolina (1970) (31-47)
 47 vs. Clemson (1989) (35-47)
 89.7 vs. North Carolina (2006) (26-29)
 7-7 vs. Wake Forest (1982)
 27 vs. Georgia Tech (1992)
 54 vs. North Carolina (1970)
 +17 vs. Georgia Tech (1995) (44-27)
 33 vs. N.C. State (1979)
 5 vs. N.C. State (1979)
 21 vs. Clemson (1989)
 29 vs. N.C. State (1976)
 8 vs. Maryland (1994)
 16 vs. Georgia Tech (1981)

HIGHS

106, N.C. State (1965)

37, N.C. State (1965) (106-69)
 37, Duke (1999) (104-67)
 45, N.C. State (1965) (45-80)
 99, Duke (1954) (41-99)
 61.9, N.C. State (2000) (25-41)
 13, N.C. State (2002) (13-18)
 28, Georgia Tech (2001) (9-28)
 28, Duke (2005) (10-28)
 72.2, N.C. State (2002) (13-18)
 72.2, N.C. State (2002) (13-18)

35, North Carolina (1956) (35-44)
 44, North Carolina (1956) (35-44)

88.9, Maryland (1972) (24-27)
 7-7, Duke (1973)
 23, Duke (2005)
 65, Duke (1954)
 +35, North Carolina (1960) (62-27)
 35, Clemson (1989)
 4, N.C. State (1976)
 21, Wake Forest (1984)

27, Georgia Tech (1987)
 13, Georgia Tech (1992)
 17, Wake Forest (1984)

VIRGINIA

Points
Margin of Victory
Field Goals Made
Field Goals Attempted
Field Goal Pct.
3-Point FG Made
3-Point FG Attempted
3-Point FG Pct. *
 (all games at current distance)
 (min. 10 3FGA)

Free Throws Made

Free Throws Attempted

Free Throw Pct. (min. 10 FTA)
Best Perfect FT game
Offensive Rebounds
Rebounds
Rebound Margin
Personal Fouls
Disqualifications
Assists
Turnovers
Blocked Shots
Steals

OPPONENTS

Points
Margin of Victory
Field Goals Made
Field Goals Attempted
FG Pct.
3-Point FG Made
3-Point FG Attempted

3-Point FG Pct.
(min. 10 3FGA)

Free Throws Made
Free Throws Attempted

Free Throw Pct. (min. 10 FTA)
Best Perfect FT game
Offensive Rebounds
Rebounds
Rebound Margin
Personal Fouls
Disqualifications
Assists

Turnovers
Blocked Shots
Steals

LOWS

41 vs. Duke (1998)
 1 on five occasions (last : vs. Miami, 2005)
 16 vs. Duke (1998) (16-47)
 33 vs. North Carolina (1982) (22-33)
 20.9 vs. Duke (1954) (19-91)
 1 vs. Georgia Tech (1987) (1-6)
 3 vs. North Carolina (1987) (2-3)
 16.7 vs. Georgia Tech (1987) (1-6)
 16.7 vs. Georgia Tech (1987)
 20.0 vs. Georgia Tech (1990) (5-25)
 20.0 vs. Duke (1994) (2-10)
 1# vs. North Carolina (1982) (1-1)
 1# vs. Wake Forest (1984) (1-3)
 1# vs. North Carolina (1982) (1-1)

25.0# vs. Wake Forest (1962) (4-16)

5 vs. Wake Forest (1996)
 14 vs. North Carolina (1982)
 -35 vs. North Carolina (1960) (62-27)
 11 vs. Duke (1973)
 0 many times
 2 vs. N.C. State (1965)
 4 vs. Maryland (1972); vs. North Carolina (1997)
 0 ten times
 1 vs. North Carolina (1976),
 1 vs. North Carolina (1982),
 1 vs. Duke (1998)

LOWS

47, Georgia Tech (1981)
 47, North Carolina (1982)
 1, N.C. State (1970) (67-66)

18, Duke (1988) (18-45)
 36, Maryland (1972) (20-64)
 31.3, Miami (2005) (20-64)
 0, Georgia Tech (1987) (0-3)
 3, Georgia Tech (1987) (0-3)

0.0, Georgia Tech (1987) (0-3)
 18.2, Clemson (1990) (2-11)
 18.2, Virginia Tech (2006) (2-11)
 4, Clemson (1982) (4-6)
 6, Clemson (1982) (4-6)
 6, North Carolina (1982) (5-6)
 38.9 N.C. State (1976) (7-18)

4, Wake Forest (1993)
 17, Wake Forest (1982)
 -17, Georgia Tech (1995) (44-27)
 8, North Carolina (1982)
 0 many times
 4, Duke (1967)
 4, Wake Forest (1978)
 3, North Carolina (1982)
 0, five times
 2, No. Carolina (1976); No. Carolina (1982);
 North Carolina (1997); N.C. State (2007)

ACC Tournament record

* recorded using experimental distance of 17'9" during 1983 season only



Individual Superlatives



Virginia

- 42, Buzzy Wilkinson vs. Duke (1954)
- 19, Gus Gerard vs. Clemson (1974)
- 13, Buzzy Wilkinson vs. Duke (1954) (13-44)
- 13, Junior Burrough vs. Georgia Tech (1995) (13-23)
- 44#&, Buzzy Wilkinson vs. Duke (1954) (13-44)
- 90.9, Anthony Oliver vs. No. Carolina (1990) (10-11)
- 90.9, Anthony Oliver vs. No. Carolina (1990) (10-11)

- 6-6, Otis Fulton vs. North Carolina (1976)
- 6, Curtis Staples vs. Wake Forest (1996) (6-11)

- 14, Curtis Staples vs. North Carolina (1997) (5-14)
- 71.4, Court. Alexander vs. No. Carolina (1997) (5-7)
- 71.4, J.R. Reynolds vs. Miami (2005) (5-7)
- 4-4*, Othell Wilson vs. Georgia Tech (1983)
- 3-3, Chris Williams vs. N.C. State (2002)
- 16, Buzzy Wilkinson vs. Duke (1954) (16-22)
- 22#, Buzzy Wilkinson vs. Duke (1954) (16-22)
- 100.0, Mike Owens vs. No. Carolina (1977) (10-10)
- 100.0, Sean Singletary vs. No. Carolina (2006) (12-12)
- 12-12, Sean Singletary vs. North Carolina (2006)
- 12, John Johnson vs. North Carolina (1987)
- 11, Chip Case vs. North Carolina (1970)
- 5, Tunji Soroye vs. Duke (2005)
- 7&, Othell Wilson vs. Wake Forest (1984)
- 10&, Bryant Stith vs. Georgia Tech (1992) (13 tot.)
- 50, John Johnson vs. North Carolina (1987)

Opponent

- 41, Charlie Scott, North Carolina (1970)
- 19, Jay Buckley, Duke (1963)
- 16, David Thompson, N.C. State (1974) (16-26)

- 30, Charlie Scott, North Carolina (1970) (12-30)
- 90.0, Frank Christie, Wake Forest (1964) (9-10)
- 71.4, Randy Denton, Duke (1969) (10-14)
- 71.4, Frank Johnson, Wake Forest (1978) (10-14)
- 6-6, Dave Chadwick, North Carolina (1971)
- 8*, Mark Price, Georgia Tech (1983) (8-11)
- 6, Randolph Childress, Wake Forest (1995) (6-15)
- 15, Randolph Childress, Wake Forest (1995) (6-15)
- 80.0, Illian Evtimov, N.C. State (2002) (4-5)

- 4-4, Archie Miller, N.C. State (2002)
- 4-4, Daniel Ewing, Duke (2004)
- 17, Charlie Scott, North Carolina (1970) (17-21)
- 21, Charlie Scott, North Carolina (1970) (17-21)
- 90.9, Art Heyman, Duke (1961) (10-11)

- 8-8, seven times, last: Randolph Childress, WFU (*95)
- 11, King Rice, North Carolina (1990)
- 9, Stu Lyon, Georgia Tech (1981)
- 7, Matt Geiger, Georgia Tech (1992)
- 9^#, Justin Gainey, N.C. State (2000)
- 8, Dale Davis, Clemson (1989) (15 tot.)
- 48, Joe Wolf, North Carolina (1987)

* recorded using experimental distance of 17'9" during 1983 season only

ACC Tournament record & school record ^UVa opponent record

Virginia's Top-10 Performances

Points

- | | | |
|-----|---|----|
| 1. | Buzzy Wilkinson vs. Duke 1954 | 42 |
| 2. | Junior Burrough vs. Georgia Tech 1995 | 36 |
| 3. | Buzzy Wilkinson vs. Duke 1955 | 32 |
| | Bryant Stith vs. North Carolina 1990 | 32 |
| | J.R. Reynolds vs. Miami 2005 | 32 |
| 6. | Wally Walker vs. N.C. State 1975 | 31 |
| | Junior Burrough vs. Wake Forest 1995 | 31 |
| 8. | Buzzy Wilkinson vs. Maryland 1955 | 30 |
| | Gus Gerard vs. Clemson 1974 | 30 |
| 10. | Jim Connelly vs. Duke 1967 | 29 |
| | Sean Singletary vs. North Carolina 2006 | 29 |

Rebounds

- | | | |
|-----|---|----|
| 1. | Gus Gerard vs. Clemson 1974 | 19 |
| 2. | Ralph Sampson vs. Clemson 1980 | 18 |
| 3. | Herb Busch vs. Maryland 1957 | 17 |
| | John Gidding vs. Duke 1969 | 17 |
| 5. | Scott McCandlish vs. Wake Forest 1972 | 16 |
| 6. | Rich Katstra vs. Wake Forest 1964 | 15 |
| | Mike Wilkes vs. South Carolina 1968 | 15 |
| | Scott McCandlish vs. North Carolina 1970 | 15 |
| | Norman Nolan vs. Duke 1998 | 15 |
| 10. | Five with ... | 14 |
| | Last: Steve Castellan vs. N.C. State 1979 | |

Opponents' Top-10 Performances

Points

- | | | |
|-----|--|----|
| 1. | Charlie Scott, North Carolina 1970 | 41 |
| 2. | David Thompson, N.C. State 1975 | 38 |
| 3. | David Thompson, N.C. State 1974 | 37 |
| 4. | Lennie Rosenbluth, North Carolina 1956 | 35 |
| | Bob Verga, Duke 1967 | 35 |
| 6. | Ronnie Mayer, Duke 1955 | 34 |
| 7. | Mark Price, Georgia Tech 1983 | 33 |
| 8. | Archie Miller, N.C. State, 2002 | 32 |
| | Daniel Ewing, Duke, 2003 | 32 |
| 10. | Skip Harlicka, South Carolina 1968 | 31 |

Rebounds

- | | | |
|----|--------------------------------|----|
| 1. | Jay Buckley, Duke 1963 | 19 |
| 2. | Art Heyman, Duke 1963 | 18 |
| 3. | Doug Moe, North Carolina 1960 | 17 |
| 4. | Len Chappell, Wake Forest 1962 | 16 |
| 5. | Carroll Youngkin, Duke 1961 | 15 |
| | Dale Davis, Clemson 1989 | 15 |
| | Rick Fox, North Carolina 1991 | 15 |
| | Tim Duncan, Wake Forest 1996 | 15 |
| 9. | Nine with ... | 14 |
| | Last: Anthony King, Miami 2005 | |

**GAME #28 • MARCH 5, 2008****#6 DUKE** **86**
AT VIRGINIA **70****DUKE (26-3/13-2)**

Player	MP	FG	FT	REB (0-T)	A	TO	BS	S	TP
Singler	32	8-21	0-0	3-8	0	2	0	0	18
Thomas	16	0-1	1-2	0-2	1	1	0	0	1
Paulus	33	5-10	0-0	0-2	3	1	0	1	14
Henderson	28	8-13	2-2	3-7	4	2	0	1	19
Nelson	29	6-10	2-5	1-4	4	2	0	1	16
Smith	11	2-2	0-0	0-1	0	0	0	0	6
McClure	5	0-0	0-0	0-1	0	0	0	0	0
King	4	0-1	0-0	0-0	0	0	0	0	0
Scheyer	29	3-6	3-3	2-2	4	1	0	1	10
Zoubek	13	1-1	0-2	1-4	1	2	1	0	2
Team				1-4					
Totals	200	33-65	8-14	11-35	17	11	1	4	86
		.508	.571						

VIRGINIA (14-14/4-11)

Player	MP	FG	FT	REB (0-T)	A	TO	BS	S	TP
Joseph	14	1-4	0-0	0-2	0	0	0	0	3
Scott	22	1-3	0-0	1-3	1	1	3	1	2
Pettinella	12	0-0	0-0	0-3	1	1	0	0	0
Jones	17	1-5	1-2	1-4	0	0	0	0	3
Singletary	35	6-16	5-6	0-1	7	5	0	0	18
Baker	31	7-15	0-0	0-1	4	5	0	0	15
Mikalaukas	19	4-7	2-3	2-4	0	0	0	0	10
Tucker	21	2-2	0-0	1-8	0	1	0	1	5
Diane	23	4-5	2-2	2-2	0	1	1	1	12
Iat	6	1-1	0-0	0-2	0	0	0	0	2
Team				1-2					
Totals	200	27-58	10-13	8-32	13	14	4	3	70
		.466	.769						

3-Point Field Goals: (Duke)--(12-27/444) Paulus (4-7), Smith (2-2), Nelson (2-3), Singler (2-9), Henderson (1-2), Scheyer (1-3), King (0-1). (UVA)--(6-18/333) Diane (2-3), Tucker (1-1), Joseph (1-3), Baker (1-3), Singletary (1-7), Jones (0-1).

Duke 43 43 86
Virginia 31 39 70
Attendance -- 14,273

Virginia fell to 14-14 overall and 4-11 in the ACC with a 86-70 loss to No. 6 Duke at John Paul Jones Arena.

Sean Singletary led Virginia with 18 points and seven assists. Calvin Baker scored 15 points, Mamadi Diane scored 12 points, and Laurynas Mikalaukas added 10 points for the Cavaliers.

The game was close for most of the first half. Virginia led 29-28 with 6:45 remaining before halftime, but the Blue Devils went on a 15-0 run to lift them to a 43-31 lead at the break.

Duke increased its lead in the second half to 19 points (66-47) before a 10-0 run got the Cavaliers back within single-digits at 66-57. Nine points was as close as Virginia got in the second half as Duke closed out the 86-70 win.

The Cavaliers shot 46.6 percent from the floor and 76.9 percent from the line. The Blue Devils shot 50.8 percent from the floor and 57.1 percent from the line.

Duke was led by Gerald Henderson's 19 points. Kyle Singler scored 18 points, DeMarcus Nelson had 16 points, Greg Paulus scored 14 points, and Jon Scheyer added 10 points for Duke.

"We played with good energy for the most part, but we didn't always make the smartest plays at times. We never could get over that hump, kind of like it's been all year where we make a run and we don't have the energy to get over that last hump." - Sean Singletary

GAME #29 • MARCH 9, 2008**MARYLAND** **76**
AT VIRGINIA **91****MARYLAND (18-13/8-8)**

Player	MP	FG	FT	REB (0-T)	A	TO	BS	S	TP
Milbourne	24	6-9	0-1	0-2	0	1	0	0	12
Gist	30	3-13	0-0	1-8	1	3	1	1	6
Osby	26	6-8	2-4	1-5	1	3	0	0	14
Hayes	22	1-3	0-0	1-1	1	0	0	1	3
Vasquez	37	7-18	0-0	2-4	9	3	0	1	16
Bowie	20	6-8	0-0	2-3	1	1	0	1	15
Tucker	17	1-3	1-2	0-1	4	1	0	0	3
Burney	13	2-4	0-0	0-4	0	1	0	0	4
Neal	11	1-1	0-0	0-1	0	1	0	0	3
Team				3-4					
Totals	200	33-67	3-7	10-33	17	14	1	4	76
		.493	.429						

VIRGINIA (15-14/5-11)

Player	MP	FG	FT	REB (0-T)	A	TO	BS	S	TP
Joseph	22	4-9	4-6	3-6	0	0	0	1	13
Scott	14	2-6	0-1	1-3	0	0	0	0	4
Pettinella	7	0-0	0-0	0-0	0	0	2	0	0
Jones	10	0-1	0-0	0-0	0	1	0	1	0
Singletary	38	8-15	9-9	0-6	8	4	0	1	27
Baker	28	4-7	2-2	1-5	1	2	1	1	11
Mikalaukas	30	4-6	3-4	3-4	3	2	0	0	11
Tucker	26	5-8	1-3	1-6	1	1	0	0	13
Diane	22	4-10	3-3	2-5	1	1	1	1	12
Meynsse	3	0-0	0-0	0-1	0	0	0	0	0
Team				0-1					
Totals	200	31-62	22-28	11-37	14	11	4	5	91
		.500	.786						

3-Point Field Goals: (Md)--(7-21/333) Bowie (3-4), Vasquez (2-8), Neal (1-1), Hayes (1-3), Tucker (0-1), Milbourne (0-2), Gist (0-2). (UVA)--(7-16/438) Tucker (2-3), Singletary (2-4), Baker (1-2), Diane (1-2), Joseph (1-4), Scott (0-1).

Maryland 37 39 76
Virginia 36 55 91
Attendance -- 14,154

Virginia concluded its 2007-08 regular season with a 91-76 victory over Maryland at John Paul Jones Arena. On senior night for the Cavaliers, Virginia was led by its senior co-captains, Sean Singletary and Adrian Joseph. Singletary had 27 points, eight assists and six rebounds, recording his 2,000th career point in the process. Joseph scored 13 points.

Singletary and Joseph were two of the six Cavaliers to score in double figures, the most Virginia has had in a game since the 2001-02 season. Jamil Tucker (13), Mamadi Diane (12), Calvin Baker (11), and Laurynas Mikalaukas (11) all scored in double figures off the bench.

The game remained close throughout the first half, with Maryland taking a 37-36 advantage to halftime. In the second half, the Virginia offense exploded for 55 points, the most in a half for the Cavaliers this season. The Terrapins were within three points (67-64) with 7:00 to play, but the Cavaliers ended the game on a 24-12 run to pull away for the victory.

The Cavaliers shot 50.0 percent from the floor and 78.6 percent from the line. Maryland shot 49.3 percent from the floor and 42.9 percent from the line.

Maryland was led by Greivis Vasquez, who had 16 points and nine assists. Adrian Bowie had 15 points, Bambale Osby had 14 points, and Landon Milbourne added 12 points for the Terrapins.

"In that second half, he was a one-man wrecking crew - half-court, full-court, offense, defense, he did it all. It's a great way [to end his career] for all of us, and I hope we're zeroed in because I'm not so sure in our lifetime that we'll see a guy perform night in and night out the way he has over four years." - Dave Leitao (on Sean Singletary)



CALVIN BAKER

#4

Sophomore • Guard • 6-2 • 186 • Newport News, Va. • Woodside H.S. • William & Mary

THIS SEASON:

- Is eligible to play this season after sitting out games in 2006-07 after transferring from William & Mary
- Has started eight games this season
- Shooting 83.3 percent (20-24) from the free throw line in last 11 games
- Has scored in double figures in 15 games this season
- Had 15 points and four assists vs. Duke (3/5)
- Had 10 points (making the game-winning 3-pointer with 4.2 seconds left), seven rebounds and a career-high four steals at Georgia Tech (3/3)
- Had 15 points and six rebounds vs. NC State
- Made four free throws in the last 13 seconds in victory at Boston College (2/17)
- Had 10 points, three rebounds, and a career-high two blocks vs. North Carolina
- Scored a UVa career high 17 points at Maryland
- Had 16 points vs. Georgia Tech (1/27)
- Had 15 points (5-7 FG, 3-4 3FG) vs. Boston College
- Made first start of the season at Duke and scored 13 points
- Scored 12 points vs. Hartford
- Had a UVa high six assists vs. Elon, which tied his career high at W&M
- Had 16 points (6-6 FG, 4-4 3FG) vs. Northwestern
- Had 11 points and tied a career-high (including W&M) with eight rebounds vs. Howard
- Scored 11 points vs. Vermont in his Cavalier debut

2007-08 GAME-BY GAME:

Opponent	GP-GS	FG-FGA	3FG-3FGA	FT-FTA	Off-Def	Total	A	TO	Blk	Stl	PF	Min	Pts
Vermont	1-0	4-6	1-1	2-4	0-1	1	0	0	0	1	2	14	11
Howard	2-0	4-8	3-5	0-0	2-6	8	5	0	0	0	0	17	11
at Arizona	3-0	2-3	1-1	0-0	0-0	0	4	2	0	0	2	20	5
Drexel	4-0	5-9	1-3	0-0	0-1	1	1	1	0	1	0	26	11
at Penn	5-0	2-5	1-3	1-2	0-1	1	5	2	0	0	1	20	6
vs. Seton Hall	6-0	4-12	1-6	0-0	1-2	3	1	3	0	0	4	27	9
Northwestern	7-0	6-6	4-4	0-0	0-2	2	1	1	0	0	3	16	16
Syracuse	8-0	3-10	2-7	0-0	0-1	1	1	2	0	2	3	31	8
Longwood	9-0	4-6	2-3	1-3	0-3	3	2	2	0	1	2	22	11
Hampton	10-0	2-4	2-4	0-0	0-4	4	2	3	0	0	2	30	6
Elon	11-0	2-7	1-3	2-2	2-1	3	6	1	0	0	2	24	7
Hartford	12-0	4-10	2-5	2-4	2-2	4	4	2	0	0	1	27	12
at Xavier	13-0	2-7	0-2	3-4	0-2	2	3	2	0	2	3	25	7
at Duke	14-1	6-14	0-1	1-1	1-3	4	2	2	0	1	1	29	13
Virginia Tech	15-2	2-8	1-4	0-1	0-0	0	3	2	0	2	0	33	5
Boston College	16-3	5-7	3-4	2-2	1-3	4	1	0	0	0	1	31	15
at Florida State	17-4	3-11	1-5	0-2	0-0	0	3	2	0	2	3	34	7
Georgia Tech	18-5	6-13	3-7	1-2	1-3	4	1	3	0	1	3	32	16
at Maryland	19-6	6-12	3-5	2-2	0-1	1	1	0	0	2	2	29	17
at Virginia Tech	20-7	0-2	0-1	0-0	1-1	2	4	3	0	1	4	29	0
Clemson	21-8	1-3	0-1	3-4	0-3	3	0	2	1	0	1	27	5
at Wake Forest	22-8	1-5	1-3	0-0	1-3	4	2	2	0	1	2	24	3
North Carolina	23-8	4-10	1-3	1-2	0-3	3	1	0	2	2	2	26	10
at Boston Coll.	24-8	1-4	1-3	4-4	0-2	2	5	3	0	0	2	24	7
NC State	25-8	5-10	2-4	3-4	1-5	6	1	0	0	2	2	24	15
at Miami	26-8	0-3	0-2	5-6	0-0	0	1	1	0	0	2	21	5
at Georgia Tech	27-8	4-9	2-5	0-0	2-5	7	4	2	0	4	3	26	10
Duke	28-8	7-15	1-3	0-0	0-1	1	4	5	0	0	2	31	15
Maryland	29-8	4-7	1-2	2-2	1-4	5	1	2	1	1	0	28	11

SINGLE GAME BESTS (at Virginia)

POINTS

Season: 17 at Maryland (1/30/08)
 Career: 17 at Maryland (1/30/08)
 ACC: 17 at Maryland (1/30/08)

REBOUNDS

Season: 8 vs. Howard (11/14/07)
 Career: 8 vs. Howard (11/14/07)
 ACC: 7 at Georgia Tech (3/3/08)

FG MADE

Season: 7 vs. Duke (3/5/08)
 Career: 7 vs. Duke (3/5/08)
 ACC: 7 vs. Duke (3/5/08)

FG ATTEMPTS

Season: 15 vs. Duke (3/5/08)
 Career: 15 vs. Duke (3/5/08)
 ACC: 15 vs. Duke (3/5/08)

3 PT FG MADE

Season: 4 vs. Northwestern (11/27/07)
 Career: 4 vs. Northwestern (11/27/07)
 ACC: 3 on three occasions

3 PT FG ATTEMPTS

Season: 7 vs. Syracuse (12/5/07), vs. Ga Tech (1/27/08)
 Career: 7 vs. Syracuse (12/5/07), vs. Ga Tech (1/27/08)
 ACC: 7 vs. Georgia Tech (1/27/08)

FT MADE

Season: 5 at Miami (3/1/08)
 Career: 5 at Miami (3/1/08)
 ACC: 5 at Miami (3/1/08)

FT ATTEMPTS

Season: 6 at Miami (3/1/08)
 Career: 6 at Miami (3/1/08)
 ACC: 6 at Miami (3/1/08)

ASSISTS

Season: 6 vs. Elon (12/22/07)
 Career: 6 vs. Elon (12/22/07)
 ACC: 5 at Boston College (2/17/08)

TURNOVERS

Season: 5 vs. Duke (3/5/08)
 Career: 5 vs. Duke (3/5/08)
 ACC: 5 vs. Duke (3/5/08)

BLOCKS

Season: 2 vs. North Carolina (2/12/08)
 Career: 2 vs. North Carolina (2/12/08)
 ACC: 2 vs. North Carolina (2/12/08)

STEALS

Season: 4 at Georgia Tech (3/3/08)
 Career: 4 at Georgia Tech (3/3/08)
 ACC: 4 at Georgia Tech (3/3/08)

MINUTES

Season: 34 at Florida State (1/23/08)
 Career: 34 at Florida State (1/23/08)
 ACC: 34 at Florida State (1/23/08)

CAREER STATISTICS (at Virginia)

Year	G-GS	Min-Avg.	FG-FGA	Pct.	3FG-3FGA	Pct.	FT-FTA	Pct.	Off-Def.	Reb-Avg.	PF-DQ	Ast	TO	Blk	Stl	Pts-Avg
2006-07	Did not play after transferring															
ACC																
2007-08	29-8	747-25.8	99-226	.438	41-100	.410	35-51	.686	16-63	79-2.7	55-0	69	50	4	26	274-9.4
ACC	16-8	448-28.0	55-133	.414	20-53	.377	24-32	.750	9-37	46-2.9	30-0	34	29	4	19	154-9.6
CAREER	29-8	747-25.8	99-226	.438	41-100	.410	35-51	.686	16-63	79-2.7	55-0	69	50	4	26	274-9.4
ACC	16-8	448-28.0	55-133	.414	20-53	.377	24-32	.750	9-37	46-2.9	30-0	34	29	4	19	154-9.6



ANDY BURNS

#31

Sophomore • Forward • 6-8 • 212 • Alexandria, Va. • Bishop Ireton H.S.

THIS SEASON:

- Scored his first two points of the season vs. Northwestern
- Had his first career assist at Penn
- Had two rebounds in two minutes of playing time in the season opener vs. Vermont
- Had one rebound and one assist in four minutes of action in the exhibition vs. Carson-Newman

SINGLE GAME BESTS

POINTS

Season: 2 vs. Northwestern (11/27/07)
 Career: 4 vs. UMES (11/26/06)
 ACC: --

REBOUNDS

Season: 2 vs. Vermont (11/11/07)
 Career: 3 vs. UMES (11/26/06)
 ACC: 1 at Virginia Tech (2/10/07)

FG MADE

Season: 1 vs. Northwestern (11/27/07)
 Career: 1 on three occasions
 ACC: --

FG ATTEMPTS

Season: 1 on five occasions
 Career: 2 vs. UMES (11/26/06), vs. Longwood (2/13/07)
 ACC: --

3 PT FG MADE

Season: --
 Career: 1 vs. Longwood (2/13/07)
 ACC: --

3 PT FG ATTEMPTS

Season: 1 vs. Longwood (12/7/07)
 Career: 1 on three occasions
 ACC: --

FT MADE

Season: 1 at Xavier (1/3/08)
 Career: 2 vs. UMES (11/26/06)
 ACC: --

FT ATTEMPTS

Season: 2 at Xavier (1/3/08)
 Career: 4 vs. UMES (11/26/06)
 ACC: --

ASSISTS

Season: 1 at Penn (11/23/07), vs. Longwood (12/7/07)
 Career: 1 at Penn (11/23/07), vs. Longwood (12/7/07)
 ACC: --

TURNOVERS

Season: 1 at Penn (11/23/07), vs. Longwood (12/7/07)
 Career: 1 on three occasions
 ACC: --

BLOCKS

Season: --
 Career: 1 vs. Longwood (2/13/07)
 ACC: --

STEALS

Season: --
 Career: --
 ACC: --

MINUTES


Season: 4 vs. Northwestern (11/27/07), at Xavier (1/3/08)
 Career: 7 vs. UMES (11/26/06)
 ACC: 1 on three occasions

2007-08 GAME-BY-GAME:

Opponent	GP-GS	FG-FGA	3FG-3FGA	FT-FTA	Off-Def	Total	A	TO	Blk	Stl	PF	Min	Pts
Vermont	1-0	0-0	0-0	0-0	1-1	2	0	0	0	0	1	2	0
Howard	2-0	0-1	0-0	0-0	0-0	0	0	0	0	0	0	2	0
at Arizona	DNP												
Drexel	DNP												
at Penn	3-0	0-1	0-0	0-0	1-0	1	1	1	0	0	1	2	0
vs. Seton Hall	DNP												
Northwestern	4-0	1-1	0-0	0-0	0-0	0	0	0	0	0	1	4	2
Syracuse	DNP												
Longwood	5-0	0-1	0-1	0-0	0-0	0	1	1	0	0	0	3	0
Hampton	DNP												
Elon	6-0	0-1	0-0	0-0	0-0	0	0	0	0	0	0	2	0
Hartford	DNP												
at Xavier	7-0	0-0	0-0	1-2	0-1	1	0	0	0	0	0	4	1
at Duke	DNP												
Virginia Tech	DNP												
Boston College	DNP												
at Florida State	DNP												
Georgia Tech	DNP												
at Maryland	DNP												
at Virginia Tech	DNP												
Clemson	8-0	0-0	0-0	0-0	0-0	0	0	0	0	0	0	1	0
at Wake Forest	DNP												
North Carolina	DNP												
at Boston Coll.	DNP												
NC State	DNP												
at Miami	DNP												
at Georgia Tech	DNP												
Duke	DNP												
Maryland	DNP												

CAREER STATISTICS

Year	G-GS	Min-Avg.	FG-FGA	Pct.	3FG-3FGA	Pct.	FT-FTA	Pct.	Off-Def.	Reb-Avg.	PF-DQ	Ast	TO	Blk	Stl	Pts-Avg
2006-07	13-0	20-1.5	2-4	.500	1-2	.500	2-8	.250	1-5	6-0.5	2-0	0	1	1	0	7-0.5
ACC	3-0	2-0.7	0-0	.000	0-0	.000	0-0	.000	0-1	1-0.3	0-0	0	0	0	0	0-0.0
2007-08	8-0	20-2.5	1-5	.200	0-1	.000	1-2	.500	2-2	4-0.5	3-0	2	2	0	0	3-0.4
ACC	1-0	1-1.0	0-0	.000	0-0	.000	0-0	.000	0-0	0-0.0	0-0	0	0	0	0	0-0.0
CAREER	21-0	40-1.9	3-9	.333	1-3	.333	3-10	.300	3-7	10-0.5	5-0	2	3	1	0	10-0.5
ACC	4-0	3-0.8	0-0	.000	0-0	.000	0-0	.000	0-1	1-0.3	0-0	0	0	0	0	0-0.0



MAMADI DIANE

#24

Junior • Guard/Forward • 6-5 • 201 • Potomac, Md. • DeMatha Catholic H.S.

THIS SEASON:

- Scored in double figures in 18 games this season, including the last three
- Played off the bench the last eight games after starting the first 21 games
- Had 12 points (4-5 FG, 2-2 FT) vs. Duke (3/5)
- Scored 20 points at Boston College, his fifth 20-point game of the season
- Had 16 points and tied a career-high with four assists at Maryland (1/30)
- Had 16 points and eight rebounds in a career-high 42 minutes vs. Georgia Tech (1/27)
- Scored 21 points at Florida State and 20 points vs. Boston College (1/19), the first time in his career he has scored at least 20 points in consecutive games
- Tied a season-high with nine rebounds vs. Virginia Tech (1/16)
- Had 11 points and six rebounds at Duke (1/13)
- Had 20 points, a season-high nine rebounds, three steals, two assists, and two blocks vs. Hartford
- Scored a season-high 22 points, including a career-high six 3-point FG, vs. Northwestern
- Had 12 points and eight rebounds vs. Seton Hall
- Had 13 points, four rebounds and two steals at Penn
- Had 11 points and two rebounds vs. Drexel
- Scored nine points (3-3 3FG) and tied a career high with three blocks at Arizona
- Scored 14 points (5-8 FG, 4-7 3FG) against Howard
- Had 10 points and a team-high eight rebounds in the season opener vs. Vermont

2007-08 GAME-BY-GAME:

Opponent	GP-GS	FG-FGA	3FG-3FGA	FT-FTA	Off-Def	Total	A	TO	Blk	Stl	PF	Min	Pts
Vermont	1-1	4-7	1-3	1-3	1-7	8	1	4	0	0	2	29	10
Howard	2-2	5-8	4-7	0-0	1-1	2	1	2	0	1	2	20	14
at Arizona	3-3	3-4	3-3	0-0	0-1	1	1	3	3	0	2	36	9
Drexel	4-4	3-7	2-4	3-4	2-0	2	0	3	0	0	3	28	11
at Penn	5-5	5-10	1-3	2-2	1-3	4	1	0	1	2	4	25	13
vs. Seton Hall	6-6	4-7	2-4	2-3	4-4	8	2	1	2	0	2	33	12
Northwestern	7-7	6-11	6-9	4-4	1-6	7	3	3	1	0	2	29	22
Syracuse	8-8	4-7	2-4	0-0	0-2	2	0	0	1	1	3	33	10
Longwood	9-9	4-11	2-5	1-2	1-3	4	1	0	1	0	1	18	11
Hampton	10-10	0-5	0-2	0-0	0-1	1	3	1	0	0	1	18	0
Elon	11-11	4-8	0-3	1-2	0-0	0	1	1	0	2	1	30	9
Hartford	12-12	6-8	4-5	4-6	1-8	9	2	3	2	3	3	34	20
at Xavier	13-13	2-8	1-3	2-3	1-1	2	1	0	0	0	1	17	7
at Duke	14-14	3-12	1-5	4-5	3-3	6	1	0	0	0	2	32	11
Virginia Tech	15-15	3-10	0-2	2-5	2-7	9	2	3	0	0	4	38	8
Boston College	16-16	6-14	4-10	4-5	1-4	5	2	3	0	1	4	34	20
at Florida State	17-17	6-12	5-9	4-4	2-3	5	0	1	0	1	2	37	21
Georgia Tech	18-18	5-17	3-9	3-5	7-1	8	0	1	1	0	2	42	16
at Maryland	19-19	6-13	2-6	2-2	2-1	3	4	2	0	1	2	34	16
at Virginia Tech	20-20	2-8	1-4	3-7	0-4	4	0	2	1	0	3	36	8
Clemson	21-21	1-8	0-2	0-0	0-1	1	0	1	0	1	1	24	2
at Wake Forest	22-21	2-9	0-2	5-6	5-1	6	1	1	0	0	2	17	9
North Carolina	23-21	4-11	1-6	0-0	3-4	7	2	2	0	0	3	29	9
at Boston Coll.	24-21	6-12	3-5	5-6	1-3	4	1	2	0	0	4	35	20
NC State	25-21	4-8	1-2	0-4	1-3	4	0	2	1	2	1	25	9
at Miami	26-21	0-2	0-1	1-2	0-1	1	1	1	1	0	3	27	1
at Georgia Tech	27-21	4-9	0-2	2-4	4-2	6	0	5	1	0	3	27	10
Duke	28-21	4-5	2-3	2-2	2-0	2	0	1	1	1	0	23	12
Maryland	29-21	4-10	1-2	3-3	2-3	5	1	1	1	1	0	22	12

SINGLE GAME BESTS

POINTS

Season: 22 vs. Northwestern (11/27/07)
 Career: 26 vs. Maryland (1/16/07)
 ACC: 26 vs. Maryland (1/16/07)

REBOUNDS

Season: 9 vs. Hartford (12/30/07), vs. Va Tech (1/16/08)
 Career: 11 vs. Hampton (12/16/06)
 ACC: 10 vs. Wake Forest (2/4/06)

FG MADE

Season: 6 on six occasions
 Career: 9 vs. Maryland (1/16/07)
 ACC: 9 vs. Maryland (1/16/07)

FG ATTEMPTS

Season: 17 vs. Georgia Tech (1/27/08)
 Career: 17 vs. Georgia Tech (1/27/08)
 ACC: 17 vs. Georgia Tech (1/27/08)

3 PT FG MADE

Season: 6 vs. Northwestern (11/27/07)
 Career: 6 vs. Northwestern (11/27/07)
 ACC: 5 at Florida State (1/23/08)

3 PT FG ATTEMPTS

Season: 10 vs. Boston College (1/19/08)
 Career: 10 vs. Boston College (1/19/08)
 ACC: 10 vs. Boston College (1/19/08)

FT MADE

Season: 5 at WF (2/9/08), at BC (2/17/08)
 Career: 7 vs. Loyola (12/23/05), vs. UMES (11/26/06)
 ACC: 6 vs. Maryland (1/16/07)

FT ATTEMPTS

Season: 7 at Virginia Tech (2/2/08)
 Career: 8 vs. Loyola (12/23/05)
 ACC: 7 vs. Md (1/16/07), at VT (2/2/08)

ASSISTS

Season: 4 at Maryland (1/30/08)
 Career: 4 vs. Loyola (12/23/05), at Md (1/30/08)
 ACC: 4 at Maryland (1/30/08)

TURNOVERS

Season: 5 at Georgia Tech (3/3/08)
 Career: 5 vs. Morgan St. (11/19/06), at GT (3/3/08)
 ACC: 5 at Georgia Tech (3/3/08)

BLOCKS

Season: 3 at Arizona (11/17/07)
 Career: 3 vs. Liberty (11/18/05), at Arizona (11/17/07)
 ACC: 2 on 4 occasions

STEALS


Season: 3 vs. Hartford (12/30/07)
 Career: 4 vs. Maryland (1/16/07)
 ACC: 4 vs. Maryland (1/16/07)

MINUTES

Season: 42 vs. Georgia Tech (1/27/08)
 Career: 42 vs. Georgia Tech (1/27/08)
 ACC: 42 vs. Georgia Tech (1/27/08)

CAREER STATISTICS

Year	G-GS	Min-Avg.	FG-FGA	Pct.	3FG-3FGA	Pct.	FT-FTA	Pct.	Off-Def.	Reb-Avg.	PF-DQ	Ast	TO	Blk	Stl	Pts-Avg
2005-06	30-11	668-22.3	65-193	.337	16-66	.242	35-43	.814	33-79	112-3.7	42-0	32	36	11	22	181-6.0
ACC	16-1	321-20.1	31-94	.330	7-36	.194	12-15	.800	20-39	59-3.7	22-0	17	17	3	10	81-5.1
2006-07	32-32	883-27.6	111-251	.442	42-120	.350	43-57	.754	34-78	112-3.5	61-3	38	42	13	26	307-9.6
ACC	16-16	446-27.9	49-132	.371	18-64	.281	18-27	.667	17-37	54-3.4	32-2	18	21	8	15	134-8.4
2007-08	29-21	832-28.7	110-261	.421	52-125	.416	60-89	.674	48-78	126-4.3	63-0	32	49	18	17	332-11.4
ACC	16-8	482-30.1	60-160	.375	24-70	.343	40-60	.667	35-41	76-4.8	36-0	15	28	7	8	184-11.5
CAREER	91-64	2383-26.2	286-705	.406	110-311	.354	138-189	.730	115-235	350-3.8	166-3	102	127	42	65	820-9.0
ACC	48-25	1249-26.0	140-386	.363	49-170	.288	70-102	.686	72-117	189-3.9	90-2	50	66	18	33	399-8.3



MUSTAPHA FARRAKHAN

#2

Freshman • Guard • 6-4 • 175 • Harvey, Ill. • Thornton Township H.S.

THIS SEASON:

- Had a career-high four rebounds at Maryland, playing a career-high 12 minutes
- Scored three points vs. Georgia Tech
- Had three points at Xavier
- Scored two points vs. Elon
- Had two points and an assist vs. Hampton
- Scored his first career points (4) in 10 minutes of action vs. Howard
- Made his Cavalier debut vs. Vermont, playing four minutes
- Had 13 points and five rebounds in the exhibition game against Carson-Newman

SINGLE GAME BESTS

POINTS

Season: 4 vs. Howard (11/14/07)
 Career: 4 vs. Howard (11/14/07)
 ACC: 3 vs. Georgia Tech (1/27/08)

REBOUNDS

Season: 4 at Maryland (1/30/08)
 Career: 4 at Maryland (1/30/08)
 ACC: 4 at Maryland (1/30/08)

FG MADE

Season: 2 vs. Howard (11/14/07)
 Career: 2 vs. Howard (11/14/07)
 ACC: 1 vs. Georgia Tech (1/27/08)

FG ATTEMPTS

Season: 6 vs. Howard (11/14/07)
 Career: 6 vs. Howard (11/14/07)
 ACC: 5 vs. Georgia Tech (1/27/08)

3 PT FG MADE

Season: 1 at Xavier (1/3/08), vs. Ga Tech (1/27/08)
 Career: 1 at Xavier (1/3/08), vs. Ga Tech (1/27/08)
 ACC: 1 vs. Georgia Tech (1/27/08)

3 PT FG ATTEMPTS

Season: 3 vs. Georgia Tech (1/27/08)
 Career: 3 vs. Georgia Tech (1/27/08)
 ACC: 3 vs. Georgia Tech (1/27/08)

FT MADE

Season: 1 at Maryland (1/30/08)
 Career: 1 at Maryland (1/30/08)
 ACC: 1 at Maryland (1/30/08)

FT ATTEMPTS

Season: 2 vs. Hartford (12/30/07), at Md (1/30/08)
 Career: 2 vs. Hartford (12/30/07), at Md (1/30/08)
 ACC: 2 at Maryland (1/30/08)

ASSISTS

Season: 1 on four occasions
 Career: 1 on four occasions
 ACC: 1 vs. Georgia Tech (1/27/08)

TURNOVERS

Season: 3 at Penn (11/23/07)
 Career: 3 at Penn (11/23/07)
 ACC: 2 vs. Clemson (2/7/08)

BLOCKS

Season: --
 Career: --
 ACC: --

STEALS

Season: 1 vs. Howard (11/14/07), at Xavier (1/3/08)
 Career: 1 vs. Howard (11/14/07), at Xavier (1/3/08)
 ACC: --

MINUTES


Season: 12 at Md (1/30/08), vs. Clemson (2/7/08)
 Career: 12 at Md (1/30/08), vs. Clemson (2/7/08)
 ACC: 12 at Md (1/30/08), vs. Clemson (2/7/08)

2007-08 GAME-BY-GAME:

Opponent	GP-GS	FG-FGA	3FG-3FGA	FT-FTA	Off-Def	Total	A	TO	Blk	Stl	PF	Min	Pts
Vermont	1-0	0-2	0-0	0-0	0-0	0	0	0	0	0	1	4	0
Howard	2-0	2-6	0-1	0-0	1-1	2	1	0	0	1	2	10	4
at Arizona	3-0	0-0	0-0	0-0	0-0	0	0	0	0	0	0	2	0
Drexel	4-0	0-1	0-0	0-0	0-2	2	0	0	0	0	0	3	0
at Penn	5-0	0-2	0-2	0-0	0-2	2	0	3	0	0	0	10	0
vs. Seton Hall	DNP												
Northwestern	6-0	1-3	0-2	0-0	0-1	1	0	1	0	0	0	8	2
Syracuse	DNP												
Longwood	7-0	0-0	0-0	0-0	0-0	0	0	0	0	0	0	2	0
Hampton	8-0	1-3	0-1	0-0	0-0	0	1	0	0	0	0	5	2
Elon	9-0	1-2	0-1	0-0	0-0	0	0	2	0	0	0	7	2
Hartford	10-0	0-0	0-0	0-2	0-1	1	1	2	0	0	1	3	0
at Xavier	11-0	1-5	1-2	0-0	1-0	1	0	0	0	1	0	10	3
at Duke	12-0	0-0	0-0	0-1	0-0	0	0	1	0	0	0	4	0
Virginia Tech	DNP												
Boston College	DNP												
at Florida State	DNP												
Georgia Tech	13-0	1-5	1-3	0-0	0-1	1	1	0	0	0	0	6	3
at Maryland	14-0	0-1	0-1	1-2	1-3	4	0	0	0	0	1	12	1
at Virginia Tech	15-0	0-2	0-1	0-0	0-0	0	0	0	0	0	1	5	0
Clemson	16-0	0-4	0-1	0-0	1-0	1	0	2	0	0	1	12	0
at Wake Forest	17-0	0-1	0-1	0-0	0-0	0	0	0	0	0	0	4	0
North Carolina	DNP												
at Boston Coll.	DNP												
NC State	DNP												
at Miami	DNP												
at Georgia Tech	DNP												
Duke	DNP												
Maryland	DNP												

CAREER STATISTICS

Year	G-GS	Min-Avg.	FG-FGA	Pct.	3FG-3FGA	Pct.	FT-FTA	Pct.	Off-Def.	Reb-Avg.	PF-DQ	Ast	TO	Blk	Stl	Pts-Avg
2007-08	17-0	107-6.3	7-37	.189	2-16	.125	1-5	.200	4-11	15-0.9	7-0	4	11	0	2	17-1.0
ACC	6-0	43-7.2	1-13	.077	1-7	.143	1-3	.333	2-4	6-1.0	3-0	1	3	0	0	4-0.7
CAREER	17-0	107-6.3	7-37	.189	2-16	.125	1-5	.200	4-11	15-0.9	7-0	4	11	0	2	17-1.0
ACC	6-0	43-7.2	1-13	.077	1-7	.143	1-3	.333	2-4	6-1.0	3-0	1	3	0	0	4-0.7



WILL HARRIS

#43

Sophomore • Forward/Guard • 6-6 • 245 • Corona, N.Y. • Brewster Academy

THIS SEASON:

- Had six points and four rebounds at Xavier
- Made a career-high two 3-point field goals and tied a season-high with seven points vs. Elon
- Had four points and tied his career-high with eight rebounds vs. Longwood
- Scored seven points (3-3 FG) vs. Syracuse
- Had four rebounds vs. Northwestern
- Had six points (3-6 FG) along with three rebounds at Penn
- Scored two points and had six rebounds vs. Howard
- Played two minutes in the season opener vs. Vermont

SINGLE GAME BESTS

POINTS

Season: 7 vs. Syracuse (12/5/07), vs. Elon (12/22/07)
 Career: 16 vs. Morgan State (11/19/06)
 ACC: 14 vs. NC State (12/3/06)

REBOUNDS

Season: 8 vs. Longwood (12/7/07)
 Career: 8 on three occasions
 ACC: 6 vs. NC State (12/3/06)

FG MADE

Season: 3 at Penn (11/23/07), vs. Syracuse (12/5/07)
 Career: 7 vs. Morgan State (11/19/06)
 ACC: 5 vs. NC State (12/3/06)

FG ATTEMPTS

Season: 6 at Penn (11/23/07)
 Career: 12 vs. Morgan State (11/19/06)
 ACC: 6 on 4 occasions

3 PT FG MADE

Season: 2 vs. Elon (12/22/07)
 Career: 2 vs. Elon (12/22/07)
 ACC: 1 on 6 occasions

3 PT FG ATTEMPTS

Season: 3 vs. Elon (12/22/07)
 Career: 3 vs. UMES (11/26/06), vs. Elon (12/22/07)
 ACC: 2 vs. NC State (12/3/06), vs. Miami (2/3/07)

FT MADE

Season: 2 on three occasions
 Career: 3 vs. Arizona (11/12/06), vs. NC State (12/3/06)
 ACC: 3 vs. NC State (12/3/06)

FT ATTEMPTS

Season: 3 vs. Longwood (12/7/07)
 Career: 4 on 3 occasions
 ACC: 4 vs. NC State (12/3/06), at Va. Tech (2/10/07)

ASSISTS

Season: 1 on three occasions
 Career: 4 vs. Gonzaga (1/3/07)
 ACC: 1 on three occasions

TURNOVERS

Season: 2 on four occasions
 Career: 5 vs. Morgan State (11/19/06)
 ACC: 3 vs. Maryland (1/16/07)

BLOCKS

Season: --
 Career: 2 vs. Longwood (2/13/07)
 ACC: 1 vs. Georgia Tech (2/24/07)

STEALS

Season: 1 on 3 occasions
 Career: 1 on 9 occasions
 ACC: 1 on 5 occasions

MINUTES


Season: 20 vs. Longwood (12/7/07)
 Career: 26 vs. Puerto Rico-Mayaguez (12/21/06)
 ACC: 22 at Virginia Tech (2/10/07)

2007-08 GAME-BY-GAME:

Opponent	GP-GS	FG-FGA	3FG-3FGA	FT-FTA	Off-Def	Total	A	TO	Blk	Stl	PF	Min	Pts
Vermont	1-0	0-1	0-0	0-0	0-0	0	0	0	0	0	0	2	0
Howard	2-0	1-2	0-0	0-0	1-5	6	0	2	0	0	1	9	2
at Arizona	3-0	0-1	0-0	0-0	0-0	0	0	1	0	0	1	2	0
Drexel	DNP												
at Penn	4-0	3-6	0-1	0-1	1-2	3	1	0	0	1	0	13	6
vs. Seton Hall	5-0	0-1	0-0	2-2	0-1	1	0	0	0	0	0	3	2
Northwestern	6-0	0-3	0-1	0-0	2-2	4	0	1	0	1	1	17	0
Syracuse	7-0	3-3	1-1	0-0	1-1	2	0	1	0	0	1	9	7
Longwood	8-0	1-3	0-0	2-3	5-3	8	0	2	0	1	0	20	4
Hampton	9-0	0-2	0-0	2-2	2-1	3	1	2	0	0	2	9	2
Elon	10-0	2-3	2-3	1-2	0-5	5	0	0	0	0	1	11	7
Hartford	11-0	1-2	0-1	0-1	0-1	1	0	0	0	0	1	10	2
at Xavier	12-0	2-5	1-1	1-2	2-2	4	0	1	0	0	2	16	6
at Duke	13-0	0-0	0-0	0-0	0-0	0	0	0	0	0	1	1	0
Virginia Tech	DNP												
Boston College	DNP												
at Florida State	14-0	0-0	0-0	0-0	0-1	1	0	0	0	0	0	2	0
Georgia Tech	DNP												
at Maryland	15-0	1-3	0-1	1-2	0-0	0	1	2	0	0	1	11	3
at Virginia Tech	DNP												
Clemson	DNP												
at Wake Forest	DNP												
North Carolina	DNP												
at Boston Coll.	DNP												
NC State	DNP												
at Miami	DNP												
at Georgia Tech	DNP												
Duke	DNP												
Maryland	DNP												

CAREER STATISTICS

Year	G-GS	Min-Avg.	FG-FGA	Pct.	3FG-3FGA	Pct.	FT-FTA	Pct.	Off-Def.	Reb-Avg.	PF-DQ	Ast	TO	Blk	Stl	Pts-Avg
2006-07	32-3	444-13.9	45-121	.372	9-36	.250	16-24	.667	39-64	103-3.2	48-0	13	31	9	6	115-3.6
ACC	16-0	189-11.8	22-53	.415	5-15	.333	8-13	.615	15-28	43-2.7	25-0	2	16	1	5	57-3.6
2007-08	15-0	135-9.0	14-35	.400	4-9	.444	9-15	.600	14-24	38-2.5	12-0	3	12	0	3	41-2.7
ACC	3-0	14-4.7	1-3	.333	0-1	.000	1-2	.500	0-1	1-0.3	2-0	1	2	0	0	3-1.0
CAREER	47-3	579-12.3	59-156	.378	13-45	.289	25-39	.641	53-88	141-3.0	60-0	16	43	9	9	156-3.3
ACC	19-0	203-10.7	23-56	.411	5-16	.313	9-15	.600	15-29	44-2.3	27-0	3	18	1	5	60-3.2



JEFF JONES

#1

Freshman • Guard • 6-4 • 193 • Chester, Pa. • Monsignor Bonner H.S.

THIS SEASON:

- Started the last eight games and the first 13 games this season
- Had nine points vs. NC State
- Had four points and a career-high four assists at Boston College (2/17)
- Had seven points vs. North Carolina
- Had four points and four rebounds at Wake Forest
- Had eight points vs. Hartford
- Scored 10 points and had four rebounds vs. Elon
- Had eight points, five rebounds, and two assists vs. Northwestern
- Scored a career-high 15 points (5-7 3FG) at Arizona
- Had first career double-figure scoring game with 10 points vs. Howard
- Started the season opener vs. Vermont, his collegiate debut, and had eight points and six rebounds
- Had 12 points and six rebounds in a start in the exhibition against Carson-Newman

SINGLE GAME BESTS

POINTS

Season: 15 at Arizona (11/17/07)
 Career: 15 at Arizona (11/17/07)
 ACC: 9 vs. NC State (2/24/08)

REBOUNDS

Season: 6 vs. Vermont (11/11/07)
 Career: 6 vs. Vermont (11/11/07)
 ACC: 4 at WF (2/9/08), vs. Duke (3/5/08)

FG MADE

Season: 5 at Arizona (11/17/07)
 Career: 5 at Arizona (11/17/07)
 ACC: 4 vs. NC State (2/24/08)

FG ATTEMPTS

Season: 9 vs. Howard (11/14/07)
 Career: 9 vs. Howard (11/14/07)
 ACC: 8 vs. NC State (2/24/08)

3 PT FG MADE

Season: 5 at Arizona (11/17/07)
 Career: 5 at Arizona (11/17/07)
 ACC: 1 at WF (2/9/08), vs. UNC (2/12/08)

3 PT FG ATTEMPTS

Season: 7 at Arizona (11/17/07)
 Career: 7 at Arizona (11/17/07)
 ACC: 3 vs. North Carolina (2/12/08)

FT MADE

Season: 4 vs. N'western (11/27/07), vs. Hartford (12/30/07)
 Career: 4 vs. N'western (11/27/07), vs. Hartford (12/30/07)
 ACC: 2 on three occasions

FT ATTEMPTS

Season: 5 vs. N'western (11/27/07), vs. Hartford (12/30/07)
 Career: 5 vs. N'western (11/27/07), vs. Hartford (12/30/07)
 ACC: 2 on six occasions

ASSISTS

Season: 4 at Boston College (2/17/08)
 Career: 4 at Boston College (2/17/08)
 ACC: 4 at Boston College (2/17/08)

TURNOVERS

Season: 4 vs. Longwood (12/7/07)
 Career: 4 vs. Longwood (12/7/07)
 ACC: 3 at Duke (1/13/08)

BLOCKS

Season: 1 on four occasions
 Career: 1 on four occasions
 ACC: 1 at Boston College (2/17/08)

STEALS

Season: 3 vs. Howard (11/14/07)
 Career: 3 vs. Howard (11/14/07)
 ACC: 1 on five occasions

MINUTES


Season: 23 vs. Vermont (11/11/07), vs. Hartford (12/30/07)
 Career: 23 vs. Vermont (11/11/07), vs. Hartford (12/30/07)
 ACC: 21 at BC (2/17/08), vs. NCSU (2/24/08)

2007-08 GAME-BY GAME:

Opponent	GP-GS	FG-FGA	3FG-3FGA	FT-FTA	Off-Def	Total	A	TO	Blk	Stl	PF	Min	Pts
Vermont	1-1	3-4	0-0	2-3	1-5	6	1	0	1	0	0	23	8
Howard	2-2	4-9	0-2	2-4	2-1	3	2	2	1	3	1	21	10
at Arizona	3-3	5-8	5-7	0-0	0-1	1	0	3	0	0	3	21	15
Drexel	4-4	1-3	0-0	0-0	0-2	2	0	2	1	0	0	9	2
at Penn	5-5	0-1	0-1	2-4	0-0	0	1	1	0	0	4	9	2
vs. Seton Hall	6-6	2-7	0-1	0-0	1-1	2	0	2	0	0	2	18	4
Northwestern	7-7	2-8	0-2	4-5	0-5	5	2	0	0	0	2	21	8
Syracuse	8-8	2-4	0-1	0-0	1-0	1	1	2	0	1	2	12	4
Longwood	9-9	0-5	0-2	0-0	0-3	3	0	4	0	1	3	18	0
Hampton	10-10	2-7	0-2	2-2	1-1	2	2	1	0	0	1	14	6
Elon	11-11	4-8	0-2	2-2	0-4	4	0	1	0	0	0	22	10
Hartford	12-12	2-3	0-0	4-5	0-1	1	0	2	0	0	1	23	8
at Xavier	13-13	1-1	0-0	0-0	0-1	1	0	1	0	0	1	6	2
at Duke	14-13	0-0	0-0	0-0	0-1	1	0	3	0	0	0	4	0
Virginia Tech	15-13	0-2	0-0	2-2	1-0	1	0	0	0	0	0	11	2
Boston College	16-13	1-4	0-1	0-0	1-0	1	0	1	0	0	0	12	2
at Florida State	17-13	0-3	0-2	0-0	0-0	0	0	1	0	1	4	10	0
Georgia Tech	18-13	0-0	0-0	0-0	0-0	0	1	1	0	0	3	4	0
at Maryland	19-13	0-0	0-0	0-0	0-1	1	1	1	0	0	0	3	0
at Virginia Tech	20-13	0-2	0-0	0-1	0-1	1	0	2	0	1	3	14	0
Clemson	21-13	0-1	0-1	1-2	0-0	0	0	0	0	0	0	8	1
at Wake Forest	22-14	1-6	1-2	1-2	0-4	4	0	2	0	0	1	17	4
North Carolina	23-15	3-6	1-3	0-0	0-2	2	0	0	0	1	1	19	7
at Boston Coll.	24-16	1-7	0-1	2-2	1-1	2	4	1	1	0	2	21	4
NC State	25-17	4-8	0-2	1-1	0-0	0	1	1	0	1	3	21	9
at Miami	26-18	0-1	0-0	0-0	1-0	1	0	2	0	0	2	8	0
at Georgia Tech	27-19	1-5	0-1	2-2	1-1	2	1	0	0	0	1	14	4
Duke	28-20	1-5	0-1	1-2	1-3	4	0	0	0	0	0	17	3
Maryland	29-21	0-1	0-0	0-0	0-0	0	0	1	0	1	0	10	0

CAREER STATISTICS

Year	G-GS	Min-Avg.	FG-FGA	Pct.	3FG-3FGA	Pct.	FT-FTA	Pct.	Off-Def.	Reb-Avg.	PF-DQ	Ast	TO	Blk	Stl	Pts-Avg
2007-08	29-21	410-14.1	40-119	.336	7-34	.206	28-39	.718	12-39	51-1.8	40-0	17	37	4	10	115-4.0
ACC	16-8	193-12.1	12-51	.235	2-14	.143	10-14	.714	6-14	20-1.3	20-0	8	16	1	5	36-2.3
CAREER	29-21	410-14.1	40-119	.336	7-34	.206	28-39	.718	12-39	51-1.8	40-0	17	37	4	10	115-4.0
ACC	16-8	193-12.1	12-51	.235	2-14	.143	10-14	.714	6-14	20-1.3	20-0	8	16	1	5	36-2.3



ADRIAN JOSEPH

#30

Senior • Forward • 6-7 • 201 • San Fernando, Trinidad • Brewster Academy

THIS SEASON:

- Co-captain for the 2007-08 season
- Has had five double-doubles in points and rebounds this season
- Has had double figure rebounds in six games this season
- Had 19 points, tying his career high against an ACC opponent, and six rebounds vs. Clemson
- Had 13 points, nine rebounds, and tied a career-high with three assists vs. Georgia Tech (1/27)
- Had 17 points and eight rebounds at Florida State
- Scored 17 points, all in the second half, vs. Boston College (1/19)
- Had a double-double (15 pts, 12 reb.) and tied a career-high with two blocks vs. Hartford
- Scored 16 points, all in the second half, against Elon
- Scored a team-high 19 points vs. Hampton on 7-11 FG (4-7 3FG)
- Had a double-double (13 points, 10 rebounds) vs. Longwood
- Had a double-double (19 points, 13 rebounds) vs. Syracuse
- Grabbed a career-high 16 rebounds vs. Seton Hall
- Had 23 points (one shy of his career high) and 11 rebounds at Penn to post his second consecutive double-double
- Posted his first career double-double with 11 points and 11 rebounds vs. Drexel
- Scored four points at Arizona, including two free throws in the final minute
- Had 19 points against Vermont in the season opener, tying career highs with five 3-point field goals and three assists

2007-08 GAME-BY GAME:

Opponent	GP-GS	FG-FGA	3FG-3FGA	FT-FTA	Off-Def	Total	A	TO	Blk	Stl	PF	Min	Pts
Vermont	1-1	7-11	5-8	0-0	0-6	6	3	1	1	0	2	31	19
Howard	2-2	2-10	1-5	0-0	1-4	5	1	0	0	2	0	22	5
at Arizona	3-3	1-2	0-1	2-2	2-1	3	1	1	0	1	2	22	4
Drexel	4-4	4-9	1-4	2-2	2-9	11	1	0	0	0	2	30	11
at Penn	5-5	7-14	5-7	4-5	5-6	11	0	2	1	1	2	24	23
vs. Seton Hall	6-6	2-7	2-5	0-0	5-11	16	1	5	1	0	1	28	6
Northwestern	7-7	3-9	2-5	0-0	1-4	5	0	0	1	3	1	18	8
Syracuse	8-8	8-18	3-10	0-0	4-9	13	2	5	0	0	2	38	19
Longwood	9-9	4-11	3-8	2-3	2-8	10	1	3	1	0	1	28	13
Hampton	10-10	7-11	4-7	1-3	0-3	3	1	4	0	2	3	31	19
Elon	11-11	6-12	1-6	3-4	1-1	2	2	0	0	2	1	23	16
Hartford	12-12	5-12	3-7	2-2	3-9	12	0	1	2	1	1	30	15
at Xavier	13-13	2-7	2-6	0-0	2-1	3	2	1	0	0	0	18	6
at Duke	14-14	1-4	0-1	1-1	3-6	9	1	0	0	0	0	30	3
Virginia Tech	15-15	4-13	3-11	0-0	1-7	8	0	1	0	1	1	39	11
Boston College	16-16	6-12	1-3	4-4	3-2	5	0	1	0	1	2	27	17
at Florida State	17-17	7-12	3-7	0-0	4-4	8	1	2	0	0	0	37	17
Georgia Tech	18-18	5-11	2-6	1-2	1-8	9	3	1	0	0	1	33	13
at Maryland	19-19	0-4	0-2	2-2	1-2	3	0	2	0	1	1	16	2
at Virginia Tech	20-20	3-9	2-6	0-0	1-7	8	3	0	1	1	3	42	8
Clemson	21-21	8-12	2-5	1-2	2-4	6	1	3	1	1	1	34	19
at Wake Forest	22-22	2-7	0-1	0-0	0-3	3	0	4	0	1	2	32	4
North Carolina	23-23	2-10	2-6	2-2	2-3	5	1	1	1	0	1	24	8
at Boston Coll.	24-24	2-4	1-3	0-0	0-1	1	2	0	1	0	1	17	5
NC State	25-25	3-6	0-2	3-4	0-4	4	0	1	0	1	2	18	9
at Miami	26-26	0-5	0-3	0-0	0-1	1	0	0	0	0	2	13	0
at Georgia Tech	27-27	2-8	1-4	0-0	1-3	4	0	0	0	0	0	16	5
Duke	28-28	1-4	1-3	0-0	0-2	2	0	0	0	0	2	14	3
Maryland	29-29	4-9	1-4	4-6	3-3	6	0	0	0	1	1	22	13

SINGLE GAME BESTS

POINTS

Season: 23 at Penn (11/23/07)
 Career: 24 vs. Loyola (12/23/05)
 ACC: 19 vs. Wake (1/2/05), vs. Clemson (2/7/08)

REBOUNDS

Season: 16 vs. Seton Hall (11/24/07)
 Career: 16 vs. Seton Hall (11/24/07)
 ACC: 9 at Duke (1/13/08), vs. Ga Tech (1/27/08)

FG MADE

Season: 8 vs. Syracuse (12/5/07), vs. Clemson (2/7/08)
 Career: 9 vs. Loyola (12/23/05)
 ACC: 8 vs. Clemson (2/7/08)

FG ATTEMPTS

Season: 18 vs. Syracuse (12/5/07)
 Career: 18 vs. Syracuse (12/5/07)
 ACC: 13 vs. Virginia Tech (1/16/08)

3 PT FG MADE

Season: 5 vs. Vermont (11/11/07), at Penn (11/23/07)
 Career: 5 on four occasions
 ACC: 5 vs. Florida State (2/17/07)

3 PT FG ATTEMPTS

Season: 11 vs. Virginia Tech (1/16/08)
 Career: 11 vs. Virginia Tech (1/16/08)
 ACC: 11 vs. Virginia Tech (1/16/08)

FT MADE

Season: 4 on three occasions
 Career: 4 on five occasions
 ACC: 4 on three occasions

FT ATTEMPTS

Season: 6 vs. Maryland (3/9/08)
 Career: 6 vs. Maryland (3/9/08)
 ACC: 6 vs. Maryland (3/9/08)

ASSISTS

Season: 3 on three occasions
 Career: 3 on seven occasions
 ACC: 3 on four occasions

TURNOVERS

Season: 5 vs. Seton Hall (11/24/07), vs. Syracuse (12/5/07)
 Career: 5 on three occasions
 ACC: 4 at Wake Forest (2/9/08)

BLOCKS

Season: 2 vs. Hartford (12/30/07)
 Career: 2 on six occasions
 ACC: 2 at NC State (2/1/06)

STEALS


Season: 3 vs. Northwestern (11/27/07)
 Career: 3 on three occasions
 ACC: 3 vs. Duke (1/16/05)

MINUTES

Season: 42 at Virginia Tech (2/2/08)
 Career: 42 at Virginia Tech (2/2/08)
 ACC: 42 at Virginia Tech (2/2/08)

CAREER STATISTICS

Year	G-GS	Min-Avg.	FG-FGA	Pct.	3FG-3FGA	Pct.	FT-FTA	Pct.	Off-Def.	Reb-Avg.	PF-DQ	Ast	TO	Blk	Stl	Pts-Avg
2004-05	23-6	322-14.0	37-93	.398	14-41	.341	9-13	.692	9-18	27-1.2	21-0	8	12	3	10	97-4.2
ACC	11-5	195-17.7	21-53	.396	12-26	.462	7-7	1.000	7-10	17-1.5	14-0	6	5	1	6	61-5.5
2005-06	30-19	857-28.6	103-256	.402	46-136	.338	31-42	.738	32-102	134-4.5	46-1	16	45	19	11	283-9.4
ACC	16-14	465-29.1	53-132	.402	25-74	.338	15-18	.833	14-60	74-4.6	21-0	9	20	7	5	146-9.1
2006-07	31-3	686-22.1	88-199	.442	42-121	.347	6-8	.750	33-76	109-3.5	39-0	29	26	7	11	224-7.2
ACC	16-0	308-19.3	37-92	.402	21-62	.339	0-0	.000	12-34	46-2.9	20-0	11	11	5	2	95-5.9
2007-08	29-29	757-26.1	108-263	.411	51-146	.349	34-44	.773	50-132	182-6.3	38-0	27	39	11	20	301-10.4
ACC	16-16	414-25.9	50-130	.385	19-67	.284	18-23	.783	22-60	82-5.1	20-0	12	16	4	8	137-8.6
CAREER	113-57	2622-23.2	336-811	.414	153-444	.345	80-107	.748	124-328	452-4.0	144-1	80	122	40	52	905-8.0
ACC	59-35	1382-23.4	161-407	.396	77-229	.336	40-48	.833	55-164	219-3.7	75-0	38	52	17	21	439-7.4



JEROME MEYINSSE

#55

Sophomore • Forward/Center • 6-8 • 245 • Baton Rouge, La. • McKinley H.S.

THIS SEASON:

- Named to the 2008 All-ACC Academic Team
- Has played off the bench in 18 of the last 21 games
- Had two points and one rebound vs. Clemson
- Had four points (ACC career high) and three rebounds at Florida State
- Had two points and three rebounds vs. Boston College (1/19)
- Had three points, seven rebounds, and his first block of the season vs. Hartford
- Had a career-high 12 points with 5-5 FG shooting vs. Elon
- Scored nine points and grabbed a career-high nine rebounds vs. Hampton
- Had three rebounds vs. Longwood
- Scored two points vs. Howard and Northwestern
- Had four points and two rebounds in the season opener vs. Vermont
- Had seven points and seven rebounds in 14 minutes of action in the exhibition against Carson-Newman

SINGLE GAME BESTS

POINTS

Season: 12 vs. Elon (12/22/07)
 Career: 12 vs. Elon (12/22/07)
 ACC: 4 at Florida State (1/23/08)

REBOUNDS

Season: 9 vs. Hampton (12/19/07)
 Career: 9 vs. Hampton (12/19/07)
 ACC: 3 vs. BC (1/19/08), at FSU (1/23/08)

FG MADE

Season: 5 vs. Elon (12/22/07)
 Career: 5 vs. Elon (12/22/07)
 ACC: 2 at Florida State (1/23/08)

FG ATTEMPTS

Season: 7 vs. Hampton (12/19/07)
 Career: 7 vs. Hampton (12/19/07)
 ACC: 3 vs. Clemson (2/7/08)

3 PT FG MADE

Season: --
 Career: --
 ACC: --

3 PT FG ATTEMPTS

Season: --
 Career: --
 ACC: --

FT MADE

Season: 2 vs. Elon (12/22/07)
 Career: 5 vs. UMES (11/26/06)
 ACC: --

FT ATTEMPTS

Season: 4 vs. Elon (12/22/07)
 Career: 6 vs. UMES (11/26/06)
 ACC: 2 vs. Boston College (1/19/08)

ASSISTS

Season: 1 vs. Hampton (12/19/07), vs. Elon (12/22/07)
 Career: 1 on three occasions
 ACC: --

TURNOVERS

Season: 2 vs. Vermont (11/11/07), at Penn (11/23/07)
 Career: 2 on three occasions
 ACC: --

BLOCKS

Season: 1 vs. Hartford (12/30/07)
 Career: 1 on three occasions
 ACC: --

STEALS

Season: 1 on three occasions
 Career: 2 vs. PR-Mayaguez (12/21/06)
 ACC: 1 at Florida State (1/23/08)

MINUTES

Season: 22 vs. Hampton (12/19/07)
 Career: 22 vs. Hampton (12/19/07)
 ACC: 14 at Florida State (1/23/08)

2007-08 GAME-BY-GAME:

Opponent	GP-GS	FG-FGA	3FG-3FGA	FT-FTA	Off-Def	Total	A	TO	Blk	Stl	PF	Min	Pts
Vermont	1-0	2-2	0-0	0-0	1-1	2	0	2	0	0	2	10	4
Howard	2-0	1-1	0-0	0-0	1-0	1	0	0	0	0	0	5	2
at Arizona	DNP												
Drexel	3-0	0-0	0-0	0-0	0-1	1	0	0	0	0	0	2	0
at Penn	4-0	0-0	0-0	0-0	1-0	1	0	2	0	1	2	4	0
vs. Seton Hall	DNP												
Northwestern	5-0	1-1	0-0	0-0	0-1	1	0	0	0	0	0	6	2
Syracuse	DNP												
Longwood	6-0	0-0	0-0	0-0	2-1	3	0	1	0	0	0	6	0
Hampton	7-0	4-7	0-0	1-3	3-6	9	1	1	0	0	4	22	9
Elon	8-0	5-5	0-0	2-4	1-1	2	1	0	0	1	4	21	12
Hartford	9-0	1-3	0-0	1-1	2-5	7	0	0	1	0	2	14	3
at Xavier	10-0	0-0	0-0	0-0	0-0	0	0	1	0	0	0	7	0
at Duke	11-0	0-0	0-0	0-0	0-1	1	0	0	0	0	1	5	0
Virginia Tech	12-0	0-0	0-0	0-0	1-0	1	0	0	0	0	2	4	0
Boston College	13-0	1-2	0-0	0-2	0-3	3	0	0	0	0	1	8	2
at Florida State	14-0	2-2	0-0	0-0	1-2	3	0	0	0	1	4	14	4
Georgia Tech	15-0	0-0	0-0	0-0	0-1	1	0	0	0	0	0	5	0
at Maryland	16-0	1-1	0-0	0-0	0-0	0	0	0	0	0	4	9	2
at Virginia Tech	17-0	0-0	0-0	0-0	0-0	0	0	0	0	0	3	2	0
Clemson	18-0	1-3	0-0	0-0	0-1	1	0	0	0	0	1	8	2
at Wake Forest	19-0	1-2	0-0	0-0	2-0	2	0	0	0	0	0	4	2
North Carolina	DNP												
at Boston Coll.	DNP												
NC State	20-0	0-0	0-0	0-0	1-1	2	0	0	0	0	1	4	0
at Miami	21-0	1-1	0-0	0-0	0-0	0	0	0	0	0	0	4	2
at Georgia Tech	22-0	0-0	0-0	0-0	0-2	2	0	0	0	0	4	7	0
Duke	DNP												
Maryland	23-0	0-0	0-0	0-0	0-1	1	0	0	0	0	0	3	0

CAREER STATISTICS

Year	G-GS	Min-Avg.	FG-FGA	Pct.	3FG-3FGA	Pct.	FT-FTA	Pct.	Off-Def.	Reb-Avg.	PF-DQ	Ast	TO	Blk	Stl	Pts-Avg
2006-07	15-0	100-6.7	4-11	.364	0-0	.000	9-13	.692	3-17	20-1.3	15-0	1	4	2	2	17-1.1
ACC	4-0	8-2.0	0-1	.000	0-0	.000	0-0	.000	0-0	0-0.0	3-0	0	0	0	0	0-0.0
2007-08	23-0	174-7.6	21-30	.700	0-0	.000	4-10	.400	16-28	44-1.9	35-0	2	7	1	3	46-2.0
ACC	13-0	77-5.9	7-11	.636	0-0	.000	0-2	.000	5-12	17-1.3	21-0	0	0	0	1	14-1.1
CAREER	38-0	274-7.2	25-41	.610	0-0	.000	13-23	.565	19-45	64-1.7	50-0	3	11	3	5	63-1.7
ACC	17-0	85-5.0	7-12	.583	0-0	.000	0-2	.000	5-12	17-1.0	24-0	0	0	0	1	14-0.8



LAURYNAS MIKALAUSKAS

#11

Junior • Forward • 6-8 • 246 • Palanga, Lithuania • Blue Ridge School

THIS SEASON:

- Averaging 10.1 points and 5.0 rebounds in the last seven games since returning from injury
- Has scored in double figures in last four games (longest streak of his career)
- Had 11 points and tied a career high with three assists vs. Maryland (3/9)
- Had 10 points vs. Duke (3/5)
- Had 15 points and seven rebounds at Georgia Tech (3/3)
- Had a double-double with a career-high 16 points and a career-high 13 rebounds at Miami
- Has two career double-doubles
- Tied a career-high with three assists vs. NC State
- Had 13 points (6-7 FG) at Boston College (2/17)
- Had four points vs. North Carolina in his first game after missing 13 games due to injury
- Has made 28-42 field goal attempts (66.7 percent) in the last seven games
- Made first start of the season vs. Longwood and had four points
- Had seven points and six rebounds vs. Northwestern
- Scored eight points at Penn
- Had six points and six rebounds at Arizona
- Scored five points vs. Howard
- Had eight points and four rebounds in the season opener vs. Vermont

2007-08 GAME-BY-GAME:

Opponent	GP-GS	FG-FGA	3FG-3FGA	FT-FTA	Off-Def	Total	A	TO	Blk	Stl	PF	Min	Pts
Vermont	1-0	2-2	0-0	4-6	2-2	4	0	1	0	0	2	19	8
Howard	2-0	2-3	0-0	1-4	1-0	1	0	0	0	0	3	14	5
at Arizona	3-0	3-4	0-0	0-0	1-5	6	0	0	0	1	1	23	6
Drexel	4-0	0-2	0-0	1-2	1-0	1	1	0	0	1	1	16	1
at Penn	5-0	3-6	0-0	2-3	2-0	2	1	0	1	0	1	12	8
vs. Seton Hall	6-0	1-1	0-0	1-2	2-1	3	1	0	0	0	4	14	3
Northwestern	7-0	2-2	0-0	3-4	2-4	6	0	0	0	0	2	12	7
Syracuse	8-0	1-3	0-0	1-1	0-1	1	0	0	0	0	1	21	3
Longwood	9-1	2-2	0-0	0-0	0-2	2	0	0	0	0	4	10	4
Hampton	DNP												
Elon	DNP												
Hartford	DNP												
at Xavier	DNP												
at Duke	DNP												
Virginia Tech	DNP												
Boston College	DNP												
at Florida State	DNP												
Georgia Tech	DNP												
at Maryland	DNP												
at Virginia Tech	DNP												
Clemson	DNP												
at Wake Forest	DNP												
North Carolina	10-1	2-2	0-0	0-0	1-0	1	0	0	0	0	1	13	4
at Boston Coll.	11-1	6-7	0-0	1-3	1-3	4	0	2	1	0	5	18	13
NC State	12-1	0-2	0-0	2-2	0-2	2	3	1	0	1	2	18	2
at Miami	13-1	7-10	0-0	2-2	9-4	13	0	3	0	1	2	20	16
at Georgia Tech	14-1	5-8	0-0	5-8	5-2	7	0	1	0	1	3	19	15
Duke	15-1	4-7	0-0	2-3	2-2	4	0	0	0	0	3	19	10
Maryland	16-1	4-6	0-0	3-4	3-1	4	3	2	0	0	1	30	11

SINGLE GAME BESTS

POINTS

Season: 16 at Miami (3/1/08)
 Career: 16 at Miami (3/1/08)
 ACC: 16 at Miami (3/1/08)

REBOUNDS

Season: 13 at Miami (3/1/08)
 Career: 13 at Miami (3/1/08)
 ACC: 13 at Miami (3/1/08)

FG MADE

Season: 7 at Miami (3/1/08)
 Career: 7 at Miami (3/1/08)
 ACC: 7 at Miami (3/1/08)

FG ATTEMPTS

Season: 10 at Miami (3/1/08)
 Career: 11 vs. Loyola (12/23/05)
 ACC: 10 at Miami (3/1/08)

3 PT FG MADE

Season: --
 Career: --
 ACC: --

3 PT FG ATTEMPTS

Season: --
 Career: 1 vs. Appalachian State (12/19/06)
 ACC: --

FT MADE

Season: 5 at Georgia Tech (3/3/08)
 Career: 5 vs. VT (3/9/06), at GT (3/3/08)
 ACC: 5 vs. VT (3/9/06), at GT (3/3/08)

FT ATTEMPTS

Season: 8 at Georgia Tech (3/3/08)
 Career: 8 on three occasions
 ACC: 8 vs. VT (3/9/06), at GT (3/3/08)

ASSISTS

Season: 3 vs. NCSU (2/24/08), vs. Md. (3/9/08)
 Career: 3 on three occasions
 ACC: 3 on three occasions

TURNOVERS

Season: 3 at Miami (3/1/08)
 Career: 4 vs. Liberty (11/18/05), vs. Hartford (12/31/05)
 ACC: 3 at Miami (3/1/08)

BLOCKS

Season: 1 at Penn (11/23/07), at BC (2/17/08)
 Career: 2 on three occasions
 ACC: 2 vs. Boston College (2/21/06)

STEALS

Season: 1 on five occasions
 Career: 1 on 17 occasions
 ACC: 1 on eight occasions

MINUTES

Season: 30 vs. Maryland (3/9/08)
 Career: 34 at UNC (3/1/06), at Stanford (3/14/06)
 ACC: 34 at North Carolina (3/1/06)

CAREER STATISTICS

Year	G-GS	Min-Avg.	FG-FGA	Pct.	3FG-3FGA	Pct.	FT-FTA	Pct.	Off-Def.	Reb-Avg.	PF-DQ	Ast	TO	Blk	Stl	Pts-Avg
2005-06	30-12	709-23.6	79-139	.568	0-0	.000	27-50	.540	66-70	136-4.5	87-3	2	37	9	10	185-6.2
ACC	16-1	372-23.3	39-74	.527	0-0	.000	12-21	.571	35-33	68-4.3	50-2	1	16	4	4	90-5.6
2006-07	30-12	370-12.3	41-74	.554	0-1	.000	30-51	.588	30-30	60-2.0	54-1	13	16	7	2	112-3.7
ACC	14-10	176-12.6	19-35	.543	0-0	.000	8-15	.533	17-14	31-2.2	25-0	7	7	2	1	46-3.3
2007-08	16-1	278-17.4	44-67	.657	0-0	.000	28-44	.636	32-29	61-3.8	36-1	9	10	2	5	116-7.3
ACC	7-0	137-19.6	28-42	.667	0-0	.000	15-22	.682	21-14	35-5.0	17-1	6	9	1	3	71-10.1
CAREER	76-25	1357-17.9	164-280	.586	0-1	.000	85-145	.586	128-129	257-3.4	177-5	24	63	18	17	413-5.4
ACC	37-11	685-18.5	86-151	.570	0-0	.000	35-58	.603	73-61	134-3.6	92-3	14	32	7	8	207-5.6



RYAN PETTINELLA

#34

Senior • Forward/Center • 6-9 • 249 • Webster, N.Y. • McQuaid Jesuit H.S. • Penn

THIS SEASON:

- Started the last eight games and the first eight games this season
- Had a career-high two blocks vs. Maryland (3/9)
- Had a double-double with a season-high 12 points and a career-high 11 rebounds at Wake Forest
- Has had two double-doubles in his Virginia career
- Had four points and eight rebounds in a career-high 26 minutes vs. BC (1/19)
- Had six points and two rebounds vs. Virginia Tech (1/16)
- Had nine points (4-5 FG) at Duke (1/13)
- Did not play vs. Longwood, Hampton and Elon due to injury
- Had six points (3-3 FG) at Penn, his former school
- Had four rebounds at Arizona and vs. Drexel
- Scored five points and grabbed five rebounds (all offensive) vs. Howard
- Had four points, five rebounds, and a career-high two assists vs. Vermont
- Had four points and five rebounds in the exhibition against Carson-Newman

SINGLE GAME BESTS (at Virginia)

POINTS

Season: 12 at Wake Forest (2/9/08)
 Career: 14 vs. Hampton (12/16/06)
 ACC: 12 at Wake Forest (2/9/08)

REBOUNDS

Season: 11 at Wake Forest (2/9/08)
 Career: 11 at Wake Forest (2/9/08)
 ACC: 11 at Wake Forest (2/9/08)

FG MADE

Season: 6 at Wake Forest (2/9/08)
 Career: 6 vs. Hampton (12/16/06), at WF (2/9/08)
 ACC: 6 at Wake Forest (2/9/08)

FG ATTEMPTS

Season: 7 at Wake Forest (2/9/08)
 Career: 7 at Wake Forest (2/9/08)
 ACC: 7 at Wake Forest (2/9/08)

3 PT FG MADE

Season: --
 Career: --
 ACC: --

3 PT FG ATTEMPTS

Season: --
 Career: --
 ACC: --

FT MADE

Season: 2 vs. Virginia Tech (1/16/08)
 Career: 2 on three occasions
 ACC: 2 vs. Virginia Tech (1/16/08)

FT ATTEMPTS

Season: 5 at Wake Forest (2/9/08)
 Career: 6 vs. Hampton (12/16/06)
 ACC: 5 at Wake Forest (2/9/08)

ASSISTS

Season: 2 vs. Vermont (11/11/07)
 Career: 2 vs. Vermont (11/11/07)
 ACC: 1 on four occasions

TURNOVERS

Season: 2 on five occasions
 Career: 2 on five occasions
 ACC: 2 on three occasions

BLOCKS

Season: 2 vs. Maryland (3/9/08)
 Career: 2 vs. Maryland (3/9/08)
 ACC: 2 vs. Maryland (3/9/08)

STEALS

Season: 1 on three occasions
 Career: 1 on five occasions
 ACC: 1 vs. NCSU (12/3/06), vs. NCSU (2/24/08)

MINUTES


Season: 26 vs. Boston College (1/19/08)
 Career: 26 vs. Boston College (1/19/08)
 ACC: 26 vs. Boston College (1/19/08)

2007-08 GAME-BY GAME:

Opponent	GP-GS	FG-FGA	3FG-3FGA	FT-FTA	Off-Def	Total	A	TO	Blk	Stl	PF	Min	Pts
Vermont	1-1	2-3	0-0	0-2	2-3	5	2	1	0	0	3	9	4
Howard	2-2	2-3	0-0	1-2	5-0	5	0	1	1	0	1	21	5
at Arizona	3-3	0-1	0-0	0-2	1-3	4	0	0	0	1	4	17	0
Drexel	4-4	0-2	0-0	0-0	3-1	4	0	0	0	0	3	8	0
at Penn	5-5	3-3	0-0	0-2	1-1	2	0	2	1	0	4	11	6
vs. Seton Hall	6-6	0-1	0-0	0-2	2-0	2	0	0	0	0	2	11	0
Northwestern	7-7	0-0	0-0	0-0	1-1	2	0	2	0	0	0	10	0
Syracuse	8-8	0-0	0-0	0-0	1-0	1	0	0	0	0	0	3	0
Longwood	DNP												
Hampton	DNP												
Elon	DNP												
Hartford	9-8	0-0	0-0	0-0	0-0	0	0	0	0	0	2	2	0
at Xavier	10-8	0-0	0-0	0-0	0-0	0	0	0	0	1	1	3	0
at Duke	11-8	4-5	0-0	1-4	1-1	2	0	0	0	0	4	18	9
Virginia Tech	12-8	2-2	0-0	2-2	1-1	2	0	2	0	0	4	20	6
Boston College	13-8	2-5	0-0	0-0	1-7	8	0	0	0	0	4	26	4
at Florida State	14-8	1-1	0-0	0-0	1-2	3	0	2	0	0	4	12	2
Georgia Tech	15-8	0-0	0-0	1-2	0-2	2	0	1	0	0	3	21	1
at Maryland	16-8	1-1	0-0	0-0	0-0	0	0	1	0	0	5	18	2
at Virginia Tech	17-8	2-3	0-0	0-0	0-1	1	0	1	0	0	5	15	4
Clemson	18-8	0-0	0-0	0-0	0-1	1	0	2	0	0	4	15	0
at Wake Forest	19-9	6-7	0-0	0-5	6-5	11	0	1	0	0	4	24	12
North Carolina	20-10	0-4	0-0	0-0	5-1	6	1	0	0	0	3	22	0
at Boston Coll.	21-11	0-0	0-0	0-0	1-1	2	0	1	0	0	0	9	0
NC State	22-12	1-3	0-0	1-2	1-3	4	0	0	0	1	4	18	3
at Miami	23-13	1-1	0-0	0-0	0-1	1	0	0	0	0	4	8	2
at Georgia Tech	24-14	0-2	0-0	0-0	1-0	1	1	1	0	0	3	12	0
Duke	25-15	0-0	0-0	0-0	0-3	3	1	1	0	0	1	12	0
Maryland	26-16	0-0	0-0	0-0	0-0	0	0	0	2	0	3	7	0

CAREER STATISTICS (at Virginia)

Year	G-GS	Min-Avg.	FG-FGA	Pct.	3FG-3FGA	Pct.	FT-FTA	Pct.	Off-Def.	Reb-Avg.	PF-DQ	Ast	TO	Blk	Stl	Pts-Avg
2006-07	23-7	229-10.0	28-40	.700	0-0	.000	9-37	.243	30-28	58-2.5	47-0	1	7	2	2	65-2.8
ACC	10-0	82-8.2	6-7	.857	0-0	.000	3-11	.273	7-7	14-1.4	18-0	1	2	1	1	15-1.5
2007-08	26-16	352-13.5	27-47	.574	0-0	.000	6-25	.240	34-38	72-2.8	75-2	5	19	4	3	60-2.3
ACC	16-8	257-16.1	20-34	.588	0-0	.000	5-15	.333	18-29	47-2.9	55-2	3	13	2	1	45-2.8
CAREER	49-23	581-11.9	55-87	.632	0-0	.000	15-62	.242	64-66	130-2.7	122-2	6	26	6	5	125-2.6
ACC	26-8	339-13.0	26-41	.634	0-0	.000	8-26	.308	25-36	61-2.3	73-2	4	15	3	2	60-2.3



MIKE SCOTT

#32

Freshman • Forward • 6-8 • 233 • Chesapeake, Va. • Hargrave Military Academy

THIS SEASON:

- Has started 18 games this season
- Has two double-doubles this season and has had double figure rebounds in four games
- Had a career-high three blocks vs. Duke (3/5)
- Had six points, six rebounds, and a career-high two assists at Miami
- Had a double-double with 11 points and 12 rebounds in a career-high 29 mins. at BC (2/17)
- Had nine points at Virginia Tech (2/2)
- Had six points and 12 rebounds at Maryland (1/30)
- Had nine points and nine rebounds vs. Georgia Tech (1/27)
- Had 10 points, six rebounds, and two blocks at Xavier
- Had six points and a game-high nine rebounds vs. Elon
- Scored a career-high 15 points and had six rebounds vs. Hampton, his first career start
- Had nine points and a game-high 11 rebounds vs. Longwood
- Had four points and six rebounds vs. Syracuse
- Had eight points and four rebounds vs. Northwestern
- Recorded his first career double-double with 10 point, 13 rebound performance at Penn
- His 13 rebounds at Penn were the most by a Cavalier freshman since Travis Watson had 15 rebounds vs. NC State (1/12/2000)
- Had five points (5-6 FT) and five rebounds vs. Drexel

2007-08 GAME-BY GAME:

Opponent	GP-GS	FG-FGA	3FG-3FGA	FT-FTA	Off-Def	Total	A	TO	Blk	Stl	PF	Min	Pts
Vermont	1-0	0-1	0-0	2-2	1-0	1	0	0	0	0	0	2	2
Howard	2-0	3-4	1-1	0-1	2-4	6	1	0	0	2	0	14	7
at Arizona	DNP												
Drexel	3-0	0-2	0-0	5-6	3-2	5	0	0	0	1	2	13	5
at Penn	4-0	3-5	0-1	4-4	4-9	13	1	0	0	3	3	19	10
vs. Seton Hall	5-0	0-1	0-0	1-2	2-2	4	0	0	0	0	2	15	1
Northwestern	6-0	3-5	0-0	2-2	3-1	4	0	0	0	1	1	13	8
Syracuse	7-0	1-3	0-0	2-2	3-3	6	0	0	1	0	0	15	4
Longwood	8-0	3-5	0-0	3-4	1-10	11	1	1	0	1	3	24	9
Hampton	9-1	6-8	0-0	3-3	4-2	6	0	0	0	0	3	20	15
Elon	10-2	2-8	0-0	2-2	5-4	9	0	1	1	0	0	17	6
Hartford	11-3	2-2	0-0	1-3	1-3	4	1	2	0	2	4	20	5
at Xavier	12-4	3-6	0-0	4-5	3-3	6	0	1	2	0	3	24	10
at Duke	13-5	1-4	0-0	0-0	2-1	3	0	3	1	1	3	9	2
Virginia Tech	14-6	1-6	0-0	1-2	0-5	5	0	1	0	0	4	21	3
Boston College	15-7	0-2	0-0	2-2	2-1	3	0	0	0	0	2	6	2
at Florida State	16-8	2-6	0-0	1-2	1-2	3	0	0	0	1	1	15	5
Georgia Tech	17-9	3-6	0-0	3-4	5-4	9	0	0	0	0	5	20	9
at Maryland	18-10	3-6	0-0	0-0	4-8	12	1	2	0	0	2	24	6
at Virginia Tech	19-11	2-5	0-0	5-7	2-1	3	0	3	0	1	3	28	9
Clemson	20-12	0-2	0-0	1-2	2-5	7	1	2	1	0	2	20	1
at Wake Forest	21-12	0-1	0-0	3-4	2-1	3	0	0	0	0	4	12	3
North Carolina	22-12	2-4	0-0	0-0	1-0	1	0	0	0	2	1	14	4
at Boston Coll.	23-13	5-11	1-2	0-2	2-10	12	1	1	0	2	2	29	11
NC State	24-14	2-4	0-1	1-2	1-2	3	0	1	0	0	1	29	5
at Miami	25-15	3-6	0-0	0-0	1-5	6	2	0	0	0	1	27	6
at Georgia Tech	26-16	3-5	0-0	3-5	3-1	4	0	1	0	0	4	20	9
Duke	27-17	1-3	0-0	0-0	1-2	3	1	1	3	1	1	22	2
Maryland	28-18	2-6	0-1	0-1	1-2	3	0	0	0	0	3	14	4

SINGLE GAME BESTS

POINTS

Season: 15 vs. Hampton (12/19/07)
 Career: 15 vs. Hampton (12/19/07)
 ACC: 11 at Boston College (2/17/08)

REBOUNDS

Season: 13 at Penn (11/23/07)
 Career: 13 at Penn (11/23/07)
 ACC: 12 at Md (1/30/08), at BC (2/17/08)

FG MADE

Season: 6 vs. Hampton (12/19/07)
 Career: 6 vs. Hampton (12/19/07)
 ACC: 5 at Boston College (2/17/08)

FG ATTEMPTS

Season: 11 at Boston College (2/17/08)
 Career: 11 at Boston College (2/17/08)
 ACC: 11 at Boston College (2/17/08)

3 PT FG MADE

Season: 1 vs. Howard (11/14/07), at BC (2/17/08)
 Career: 1 vs. Howard (11/14/07), at BC (2/17/08)
 ACC: 1 at Boston College (2/17/08)

3 PT FG ATTEMPTS

Season: 2 at Boston College (2/17/08)
 Career: 2 at Boston College (2/17/08)
 ACC: 2 at Boston College (2/17/08)

FT MADE

Season: 5 vs. Drexel (11/20/07), at VT (2/2/08)
 Career: 5 vs. Drexel (11/20/07), at VT (2/2/08)
 ACC: 5 at Virginia Tech (2/2/08)

FT ATTEMPTS

Season: 7 at Virginia Tech (2/2/08)
 Career: 7 at Virginia Tech (2/2/08)
 ACC: 7 at Virginia Tech (2/2/08)

ASSISTS

Season: 2 at Miami (3/1/08)
 Career: 2 at Miami (3/1/08)
 ACC: 2 at Miami (3/1/08)

TURNOVERS

Season: 3 at Duke (1/13/08), at VT (2/2/08)
 Career: 3 at Duke (1/13/08), at VT (2/2/08)
 ACC: 3 at Duke (1/13/08), at VT (2/2/08)

BLOCKS

Season: 3 vs. Duke (3/5/08)
 Career: 3 vs. Duke (3/5/08)
 ACC: 3 vs. Duke (3/5/08)

STEALS


Season: 3 at Penn (11/23/07)
 Career: 3 at Penn (11/23/07)
 ACC: 2 vs. UNC (2/12/08), at BC (2/17/08)

MINUTES

Season: 29 at BC (2/17/08), vs. NCSU (2/24/08)
 Career: 29 at BC (2/17/08), vs. NCSU (2/24/08)
 ACC: 29 at BC (2/17/08), vs. NCSU (2/24/08)

CAREER STATISTICS

Year	G-GS	Min-Avg.	FG-FGA	Pct.	3FG-3FGA	Pct.	FT-FTA	Pct.	Off-Def.	Reb-Avg.	PF-DQ	Ast	TO	Blk	Stl	Pts-Avg
2007-08	28-18	506-18.1	56-127	.441	2-6	.333	49-69	.710	62-93	155-5.5	60-1	10	20	9	18	163-5.8
ACC	16-14	310-19.4	30-77	.390	1-4	.250	20-33	.606	30-50	80-5.0	39-1	6	15	5	8	81-5.1
CAREER	28-18	506-18.1	56-127	.441	2-6	.333	49-69	.710	62-93	155-5.5	60-1	10	20	9	18	163-5.8
ACC	16-14	310-19.4	30-77	.390	1-4	.250	20-33	.606	30-50	80-5.0	39-1	6	15	5	8	81-5.1



WILL SHERRILL

#22

Freshman • Forward • 6-9 • 215 • New York, N.Y. • Phillips Academy Andover

THIS SEASON:

- Had two rebounds at Xavier
- Had his first career rebound and assist vs. Elon
- Has made every field goal attempt (3-3) this season
- Had a career-high three points vs. Longwood, making his first career 3-point attempt
- Had first career steal vs. Northwestern
- Scored two points at Penn
- Made collegiate debut vs. Howard and scored two points
- Played two minutes in the exhibition against Carson-Newman

SINGLE GAME BESTS

POINTS

Season: 3 vs. Longwood (12/7/07)
 Career: 3 vs. Longwood (12/7/07)
 ACC: --

REBOUNDS

Season: 2 at Xavier (1/3/08)
 Career: 2 at Xavier (1/3/08)
 ACC: --

FG MADE

Season: 1 on three occasions
 Career: 1 on three occasions
 ACC: --

FG ATTEMPTS

Season: 1 on three occasions
 Career: 1 on three occasions
 ACC: --

3 PT FG MADE

Season: 1 vs. Longwood (12/7/07)
 Career: 1 vs. Longwood (12/7/07)
 ACC: --

3 PT FG ATTEMPTS

Season: 1 vs. Longwood (12/7/07)
 Career: 1 vs. Longwood (12/7/07)
 ACC: --

FT MADE

Season: --
 Career: --
 ACC: --

FT ATTEMPTS

Season: --
 Career: --
 ACC: --

ASSISTS

Season: 1 vs. Elon (12/22/07)
 Career: 1 vs. Elon (12/22/07)
 ACC: --

TURNOVERS

Season: --
 Career: --
 ACC: --

BLOCKS

Season: --
 Career: --
 ACC: --

STEALS

Season: 1 vs. Northwestern (11/27/07)
 Career: 1 vs. Northwestern (11/27/07)
 ACC: --

MINUTES


Season: 3 at Xavier (1/3/08)
 Career: 3 at Xavier (1/3/08)
 ACC: 1 vs. Clemson (2/7/08)

2007-08 GAME-BY-GAME:

Opponent	GP-GS	FG-FGA	3FG-3FGA	FT-FTA	Off-Def	Total	A	TO	Blk	Stl	PF	Min	Pts
Vermont	DNP												
Howard	1-0	1-1	0-0	0-0	0-0	0	0	0	0	0	0	2	2
at Arizona	DNP												
Drexel	DNP												
at Penn	2-0	1-1	0-0	0-0	0-0	0	0	0	0	0	0	1	2
vs. Seton Hall	DNP												
Northwestern	3-0	0-0	0-0	0-0	0-0	0	0	0	0	1	0	2	0
Syracuse	DNP												
Longwood	4-0	1-1	1-1	0-0	0-0	0	0	0	0	0	0	1	3
Hampton	DNP												
Elon	5-0	0-0	0-0	0-0	0-1	1	1	0	0	0	1	2	0
Hartford	DNP												
at Xavier	6-0	0-0	0-0	0-0	1-1	2	0	0	0	0	2	3	0
at Duke	DNP												
Virginia Tech	DNP												
Boston College	DNP												
at Florida State	DNP												
Georgia Tech	DNP												
at Maryland	DNP												
at Virginia Tech	DNP												
Clemson	7-0	0-0	0-0	0-0	0-0	0	0	0	0	0	0	1	0
at Wake Forest	DNP												
North Carolina	DNP												
at Boston Coll.	DNP												
NC State	DNP												
at Miami	DNP												
at Georgia Tech	DNP												
Duke	DNP												
Maryland	DNP												

CAREER STATISTICS

Year	G-GS	Min-Avg.	FG-FGA	Pct.	3FG-3FGA	Pct.	FT-FTA	Pct.	Off-Def.	Reb-Avg.	PF-DQ	Ast	TO	Blk	Stl	Pts-Avg
2007-08	7-0	12-1.7	3-3	1.000	1-1	1.000	0-0	.000	1-2	3-0.4	3-0	1	0	0	1	7-1.0
ACC	1-0	1-1.0	0-0	.000	0-0	.000	0-0	.000	0-0	0-0.0	0-0	0	0	0	0	0-0.0
CAREER	7-0	12-1.7	3-3	1.000	1-1	1.000	0-0	.000	1-2	3-0.4	3-0	1	0	0	1	7-1.0
ACC	1-0	1-1.0	0-0	.000	0-0	.000	0-0	.000	0-0	0-0.0	0-0	0	0	0	0	0-0.0



SEAN SINGLETARY

#44

Senior • Guard • 6-0 • 185 • Philadelphia, Pa. • The William Penn Charter School

THIS SEASON:

- Co-captain for the 2007-08 season, joining Donald Hand as the only three-year captains in Virginia history
- First-team All-ACC for the third consecutive year in 2008
- First-team NABC All-District 5 for second consecutive year in 2008
- ACC Player of the Week twice this season (11/19 and 3/10)
- One of 30 midseason candidates for the John R. Wooden Award
- Midseason candidate for the Naismith Trophy presented by AT&T
- Bob Cousy Award presented by The Hartford (nation's top point guard) finalist
- One of 10 finalists for the Lowe's Senior CLASS Award
- First-team Collegehoops.net preseason All-American
- Third-team CBSsportsline.com preseason All-American
- Became the fifth Cavalier to score 2,000 career points
- Had a career-high 41 points at Miami
- Tied UVa single-game steals record with seven vs. NC State
- Had second consecutive double-double (4th of career, 3rd this season) with 19 points and 10 assists vs. Boston College (1/19)
- Had double-double with 34 points and 10 rebounds vs. Virginia Tech (1/16)
- Has had 20 or more points in a game 41 times in his career (14 this season)
- Had double-double with 14 points and career-high 10 assists vs. Northwestern

2007-08 GAME-BY GAME:

Opponent	GP-GS	FG-FGA	3FG-3FGA	FT-FTA	Off-Def	Total	A	TO	Blk	Stl	PF	Min	Pts
Vermont	1-1	4-9	1-2	10-12	1-4	5	6	6	0	4	2	31	19
Howard	2-2	9-16	3-6	2-2	3-1	4	8	5	0	1	2	30	23
at Arizona	3-3	6-19	1-6	11-11	0-4	4	8	5	0	1	4	36	24
Drexel	4-4	7-19	3-3	7-8	2-5	7	5	8	0	2	3	37	24
at Penn	5-5	4-12	1-3	7-7	1-1	2	4	5	0	1	2	28	16
vs. Seton Hall	6-6	7-20	2-9	7-7	1-6	7	7	5	0	0	4	37	23
Northwestern	7-7	5-9	3-6	1-1	0-2	2	10	2	0	2	1	27	14
Syracuse	8-8	3-14	2-7	2-8	0-5	5	9	3	0	2	2	35	10
Longwood	9-9	6-11	1-3	8-8	1-1	2	8	6	0	0	1	33	21
Hampton	10-10	2-6	2-4	6-7	3-1	4	4	7	0	1	3	32	12
Elon	11-11	5-7	3-4	7-9	0-5	5	8	3	0	3	2	28	20
Hartford	12-12	3-14	1-5	5-7	1-3	4	4	5	0	2	2	29	12
at Xavier	13-13	5-12	1-3	3-4	1-2	3	7	2	0	1	4	33	14
at Duke	14-14	6-12	2-4	4-4	0-0	0	4	6	0	0	4	34	18
Virginia Tech	15-15	12-21	5-7	5-6	1-9	10	3	4	0	3	4	44	34
Boston College	16-16	7-14	0-3	5-6	0-2	2	10	1	0	6	3	37	19
at Florida State	17-17	4-11	1-5	2-2	2-1	3	7	5	0	1	4	33	11
Georgia Tech	18-18	5-19	0-6	1-2	1-3	4	8	4	0	3	5	41	11
at Maryland	19-19	9-17	1-4	4-4	0-0	0	3	0	0	0	3	34	23
at Virginia Tech	20-20	6-15	3-6	11-14	2-3	5	2	3	0	1	4	37	26
Clemson	21-21	5-10	2-3	2-3	1-3	4	2	5	0	0	1	32	14
at Wake Forest	22-22	7-18	0-3	7-8	1-0	1	3	4	0	2	3	36	21
North Carolina	23-23	9-20	3-8	6-7	1-5	6	7	4	0	3	1	35	27
at Boston Coll.	24-24	5-10	2-3	4-4	0-5	5	4	1	0	1	4	36	16
NC State	25-25	7-15	1-4	6-8	1-1	2	6	3	0	7	1	33	21
at Miami	26-26	12-25	4-8	13-14	0-9	9	3	0	0	1	4	36	41
at Georgia Tech	27-27	5-13	1-5	6-6	0-1	1	6	3	0	3	2	33	17
Duke	28-28	6-16	1-7	5-6	0-1	1	7	5	0	0	3	35	18
Maryland	29-29	8-15	2-4	9-9	0-6	6	8	4	0	1	0	38	27

SINGLE GAME BESTS

POINTS

Season: 41 at Miami (3/1/08)
 Career: 41 at Miami (3/1/08)
 ACC: 41 at Miami (3/1/08)

REBOUNDS

Season: 10 vs. Virginia Tech (1/16/08)
 Career: 10 vs. UNC (3/10/06), vs. Va Tech (1/16/08)
 ACC: 10 vs. UNC (3/10/06), vs. Va Tech (1/16/08)

FG MADE

Season: 12 vs. VT (1/16/08), at Miami (3/1/08)
 Career: 12 vs. VT (1/16/08), at Miami (3/1/08)
 ACC: 12 vs. VT (1/16/08), at Miami (3/1/08)

FG ATTEMPTS

Season: 25 at Miami (3/1/08)
 Career: 25 at Miami (3/1/08)
 ACC: 25 at Miami (3/1/08)

3 PT FG MADE

Season: 5 vs. Virginia Tech (1/16/08)
 Career: 7 vs. Gonzaga (1/3/07), vs. Va Tech (1/16/08)
 ACC: 5 at NC State (1/24/07), vs. Va Tech (1/16/08)

3 PT FG ATTEMPTS

Season: 9 vs. Seton Hall (11/24/07)
 Career: 12 vs. Gonzaga (1/3/07), vs. Ga. Tech (2/24/07)
 ACC: 12 vs. Georgia Tech (2/24/07)

FT MADE

Season: 13 at Miami (3/1/08)
 Career: 14 vs. Hampton (12/16/06)
 ACC: 13 at Miami (3/1/08)

FT ATTEMPTS

Season: 14 at VT (2/2/08), at Miami (3/1/08)
 Career: 16 vs. Hampton (12/16/06)
 ACC: 14 on three occasions

ASSISTS

Season: 10 vs. N'western (11/27/07), vs. BC (1/19/08)
 Career: 10 vs. N'western (11/27/07), vs. BC (1/19/08)
 ACC: 10 vs. Boston College (1/19/08)

TURNOVERS

Season: 8 vs. Drexel (11/20/07)
 Career: 9 at Arizona (11/27/05), at Clemson (2/25/06)
 ACC: 9 at Clemson (2/25/06)

BLOCKS

Season: --
 Career: 2 vs. Auburn (12/3/04)
 ACC: 1 on three occasions

STEALS

Season: 7 vs. NC State (2/24/08)
 Career: 7 vs. NC State (2/24/08)
 ACC: 7 vs. NC State (2/24/08)

MINUTES

Season: 44 vs. Virginia Tech (1/16/08)
 Career: 45 vs. Maryland (2/19/05)
 ACC: 45 vs. Maryland (2/19/05)

CAREER STATISTICS

Year	G-GS	Min-Avg.	FG-FGA	Pct.	3FG-3FGA	Pct.	FT-FTA	Pct.	Off-Def.	Reb-Avg.	PF-DQ	Ast	TO	Blk	Stl	Pts-Avg
2004-05	29-29	866-29.9	101-262	.385	34-106	.321	69-89	.775	24-64	88-3.0	92-4	113	70	2	48	305-10.5
ACC	16-16	489-30.6	55-143	.385	19-57	.333	39-50	.780	13-28	41-2.6	55-3	59	28	0	22	168-10.5
2005-06	29-29	982-33.9	168-420	.400	51-147	.347	125-148	.845	34-94	128-4.4	65-0	121	104	3	54	512-17.7
ACC	16-16	553-34.6	97-250	.388	25-84	.298	59-67	.881	16-48	64-4.0	39-0	66	59	3	22	278-17.4
2006-07	32-32	1064-33.2	170-425	.400	79-203	.389	190-218	.872	36-111	147-4.6	81-1	151	100	1	38	609-19.0
ACC	16-16	552-34.5	88-216	.407	41-105	.390	66-80	.825	20-59	79-4.9	42-1	68	54	0	20	283-17.7
2007-08	29-29	990-34.1	179-419	.427	52-141	.369	166-194	.856	24-89	113-3.9	77-1	171	114	0	52	576-19.9
ACC	16-16	574-35.9	113-251	.450	28-80	.350	90-103	.874	10-49	59-3.7	45-1	83	52	0	32	344-21.5
CAREER	119-119	3902-32.8	618-1526	.405	216-597	.362	550-649	.847	118-358	476-4.0	315-6	556	388	6	192	2002-16.8
ACC	64-64	2168-33.9	353-860	.410	113-326	.347	254-300	.847	59-184	243-3.8	181-5	276	193	3	96	1073-16.8

SEAN SINGLETARY



SENIOR • GUARD • UNIVERSITY OF VIRGINIA

- **BOB COUSY AWARD FINALIST**
- **NAISMITH TROPHY CANDIDATE**
- **ALL-AMERICA CANDIDATE**
- **LOWE'S SENIOR CLASS AWARD FINALIST**

ONE OF 25 PLAYERS IN HISTORY TO BE A THREE-TIME FIRST-TEAM ALL-ACC SELECTION

JOINED BRYANT STITH, JEFF LAMP, BUZZY WILKINSON, AND RALPH SAMPSON AS THE ONLY CAVALIERS TO SCORE 2,000 CAREER POINTS

ONE OF THREE PLAYERS IN ACC HISTORY TO HAVE 2,000 CAREER POINTS, 500 CAREER ASSISTS AND 400 CAREER REBOUNDS

RANKS IN THE TOP 10 IN VIRGINIA HISTORY IN 6 DIFFERENT CAREER CATEGORIES (POINTS, ASSISTS, STEALS, FIELD GOALS, 3-POINT FIELD GOALS, FREE THROWS MADE)

SCORED IN DOUBLE FIGURES IN 51 CONSECUTIVE GAMES, THE LONGEST ACTIVE STREAK IN THE ACC

THE ONLY PLAYER IN DIVISION I THIS SEASON TO HAVE A 40-POINT GAME, A 10-REBOUND GAME, AND A 10-ASSIST GAME

THE ONLY PLAYER IN THE ACC THIS SEASON TO HAVE A POINTS-ASSISTS DOUBLE-DOUBLE AND A POINTS-REBOUNDS DOUBLE-DOUBLE

ONE OF TWO PLAYERS TO RANK IN THE TOP 40 NATIONALLY IN BOTH SCORING AND ASSISTS

14 GAMES THIS SEASON OF 20 OR MORE POINTS

9 GAMES THIS SEASON OF 8 OR MORE ASSISTS

"He continues to amaze me. I can't come close to naming somebody that I've ever been around that has the kind of heart he does. This program or this league might not see the likes of someone that has the heart that Sean does for a long time." - Virginia head coach Dave Leitao

2007-08 STATS: 19.9 POINTS/GAME 5.9 ASSISTS/GAME 3.9 REBOUNDS/GAME

What Others Are Saying About **SEAN SINGLETARY**



"I think the thing that Singletary should get the most credit for is coming back to school this year because he would have been drafted in the first round. I really believe that. It was a pretty mature move to come back. Some people say, 'Well, he might hurt himself,' but I disagree with that. The people that watch and really know his game know what he means to Virginia, and tonight is a good example of how he gets the other players involved in the game. Only guys that can run the show have that ability."

- **Maryland Head Coach Gary Williams (March 9, 2008)**

"Singletary is a hell of a player. When he's on a roll like he was today, he is basically unguardable."

- **Miami Head Coach Frank Haith (March 1, 2008)**

"He is a very experienced player along with being extremely talented. That first half, from a defensive standpoint, he took us out of a couple plays we were trying to run just by pressuring the guys and being up on them – just being aggressive with it. He can affect the game that way, from a defensive standpoint and an offensive standpoint."

- **NC State head coach Sidney Lowe (February 24, 2008)**

"I thought Sean Singletary showed what a great player he is. We were trying to make sure that he did not get the three (at the end of the game), so he drew two players to him and pitched to (Calvin) Baker, who made a big time shot. Sean made the play, though, because he drew two people to him, and that is what great players do; they make other people better."

- **North Carolina head coach Roy Williams (February 12, 2008)**

"They have good depth and Singletary...he's just Singletary. He's such a good guard, so you've got constant attention on him. You just hope to hold him to a reasonable number, and 18 was fine. That kid can play. One of the main things is not putting him on the (foul) line. We did ok with him. No one's going to do an unbelievable job with him because he's just good. But you try not to foul him because he'll get seven, eight or even 10 free throws. He'll get that many in the game because he's so good with the ball."

- **Duke head coach Mike Krzyzewski (January 13, 2008)**

"It's only fitting that at the end of a brilliant career, Sean be named first-team All-ACC for the third time. That speaks not only to the success he's had individually or the success the program has had, but most importantly the consistency of his performance. To be linked with Ralph Sampson and Bryant Stith is a tremendous honor that will live on in Virginia basketball lore."

- **Virginia head coach Dave Leitao (March 10, 2008)**



TUNJI SOROYE

#21

Senior • Center • 6-11 • 252 • Dugbe Ibadan, Nigeria • Montrose Christian School

THIS SEASON:

- Missed the last 16 games due to injury
- Made season debut vs. Hartford
- Had arthroscopic surgery on Nov. 8 to correct cartilage damage in his left knee and missed the first 11 games of the season
- Had six points, four rebounds, and four blocks in the exhibition against Carson-Newman

SINGLE GAME BESTS

POINTS

Season: 1 vs. Hartford (12/30/07)
 Career: 12 vs. Fordham (12/7/05)
 ACC: 6 on three occasions

REBOUNDS

Season: 2 vs. Hartford (12/30/07)
 Career: 11 vs. Maryland (2/6/07)
 ACC: 11 vs. Maryland (2/6/07)

FG MADE

Season: --
 Career: 4 vs. Fordham (12/7/05), vs. Albany (3/16/07)
 ACC: 3 vs. Florida State (1/11/06)

FG ATTEMPTS

Season: 1 at Xavier (1/3/08)
 Career: 8 vs. Albany (3/16/07)
 ACC: 5 vs. Florida State (1/11/06)

3 PT FG MADE

Season: --
 Career: --
 ACC: --

3 PT FG ATTEMPTS

Season: --
 Career: --
 ACC: --

FT MADE

Season: 1 vs. Hartford (12/30/07)
 Career: 4 on three occasions
 ACC: 4 vs. Clemson (1/7/06)

FT ATTEMPTS

Season: 2 vs. Hartford (12/30/07)
 Career: 6 vs. Fordham (12/7/05)
 ACC: 5 vs. Florida State (2/17/07)

ASSISTS

Season: --
 Career: 1 on 13 occasions
 ACC: 1 on eight occasions

TURNOVERS

Season: 2 vs. Hartford (12/30/07)
 Career: 4 at Virginia Tech (1/15/06)
 ACC: 4 at Virginia Tech (1/15/06)

BLOCKS

Season: --
 Career: 5 vs. Duke (3/11/05)
 ACC: 5 vs. Duke (3/11/05)

STEALS

Season: --
 Career: 2 on three occasions
 ACC: 2 vs. UNC (1/19/06), at FSU (2/18/06)

MINUTES


Season: 5 at Xavier (1/3/08)
 Career: 33 vs. Clemson (1/7/06)
 ACC: 33 vs. Clemson (1/7/06)

2007-08 GAME-BY-GAME:

Opponent	GP-GS	FG-FGA	3FG-3FGA	FT-FTA	Off-Def	Total	A	TO	Blk	Stl	PF	Min	Pts
Vermont	DNP												
Howard	DNP												
at Arizona	DNP												
Drexel	DNP												
at Penn	DNP												
vs. Seton Hall	DNP												
Northwestern	DNP												
Syracuse	DNP												
Longwood	DNP												
Hampton	DNP												
Elon	DNP												
Hartford	1-0	0-0	0-0	1-2	1-1	2	0	2	0	0	2	3	1
at Xavier	2-0	0-1	0-0	0-0	1-0	1	0	0	0	0	0	5	0
at Duke	DNP												
Virginia Tech	DNP												
Boston College	DNP												
at Florida State	DNP												
Georgia Tech	DNP												
at Maryland	DNP												
at Virginia Tech	DNP												
Clemson	DNP												
at Wake Forest	DNP												
North Carolina	DNP												
at Boston Coll.	DNP												
NC State	DNP												
at Miami	DNP												
at Georgia Tech	DNP												
Duke	DNP												
Maryland	DNP												

CAREER STATISTICS

Year	G-GS	Min-Avg.	FG-FGA	Pct.	3FG-3FGA	Pct.	FT-FTA	Pct.	Off-Def.	Reb-Avg.	PF-DQ	Ast	TO	Blk	Stl	Pts-Avg
2004-05	21-2	120-5.7	4-10	.400	0-0	.000	4-7	.571	7-21	28-1.3	18-0	2	3	15	1	12-0.6
ACC	12-0	72-6.0	4-5	.800	0-0	.000	2-4	.500	4-12	16-1.3	14-0	2	2	8	1	10-0.8
2005-06	30-23	553-18.4	21-51	.412	0-0	.000	13-19	.684	36-70	106-3.5	88-7	4	38	37	10	55-1.8
ACC	16-16	290-18.1	9-26	.346	0-0	.000	6-9	.667	18-33	51-3.2	49-4	2	19	15	6	24-1.5
2006-07	28-11	391-14.0	18-35	.514	0-0	.000	24-39	.615	35-54	89-3.2	46-0	7	20	26	7	60-2.1
ACC	16-6	252-15.8	12-19	.632	0-0	.000	10-23	.435	27-30	57-3.6	29-0	4	10	14	2	34-2.1
2007-08	2-0	8-4.0	0-1	.000	0-0	.000	1-2	.500	2-1	3-1.5	2-0	0	2	0	0	1-0.5
ACC	0-0															
CAREER	81-36	1072-13.2	43-97	.443	0-0	.000	42-67	.627	80-146	226-2.8	154-7	13	63	78	18	128-1.6
ACC	44-22	614-14.0	25-50	.500	0-0	.000	18-36	.500	49-75	124-2.8	92-4	8	31	37	9	68-1.5



SOLOMON TAT

#45

Sophomore • Guard/Forward • 6-5 • 223 • Jos Plateau, Nigeria • Community Christian School

THIS SEASON:

- Had six points and three rebounds at Miami
- Had four points vs. Clemson
- Had three points and two rebounds at Maryland
- Had a career-high 12 points (3-4 FG, 6-9 FT) at Xavier
- Made season debut vs. Hartford
- Did not play in the first 11 games of the season due to injury

SINGLE GAME BESTS

POINTS

Season: 12 at Xavier (1/3/08)
 Career: 12 at Xavier (1/3/08)
 ACC: 8 at Virginia Tech (2/10/07)

REBOUNDS

Season: 3 at Miami (3/1/08), at Ga. Tech (3/3/08)
 Career: 6 at Virginia Tech (2/10/07)
 ACC: 6 at Virginia Tech (2/10/07)

FG MADE

Season: 3 at Xavier (1/3/08)
 Career: 3 at Virginia Tech (2/10/07), at Xavier (1/3/08)
 ACC: 3 at Virginia Tech (2/10/07)

FG ATTEMPTS

Season: 4 on three occasions
 Career: 9 at Virginia Tech (2/10/07)
 ACC: 9 at Virginia Tech (2/10/07)

3 PT FG MADE

Season: --
 Career: --
 ACC: --

3 PT FG ATTEMPTS

Season: 1 at FSU (1/23/08), at Miami (3/1/08)
 Career: 1 on five occasions
 ACC: 1 on three occasions

FT MADE

Season: 6 at Xavier (1/3/08)
 Career: 6 at Xavier (1/3/08)
 ACC: 2 on four occasions

FT ATTEMPTS

Season: 9 at Xavier (1/3/08)
 Career: 9 at Xavier (1/3/08)
 ACC: 2 on five occasions

ASSISTS

Season: 1 on five occasions
 Career: 5 vs. Gonzaga (1/3/07)
 ACC: 2 at Clemson (1/28/07), at Wake (3/3/07)

TURNOVERS

Season: 2 at Xavier (1/3/08), at Duke (1/13/08)
 Career: 2 on four occasions
 ACC: 2 vs. Maryland (1/16/07), at Duke (1/13/08)

BLOCKS

Season: --
 Career: 1 vs. Longwood (2/13/07)
 ACC: --

STEALS

Season: 1 on three occasions
 Career: 2 vs. Stanford (1/7/07), vs. Md. (1/16/07)
 ACC: 2 vs. Maryland (1/16/07)

MINUTES


Season: 16 on three occasions
 Career: 23 at Virginia Tech (2/10/07)
 ACC: 23 at Virginia Tech (2/10/07)

2007-08 GAME-BY-GAME:

Opponent	GP-GS	FG-FGA	3FG-3FGA	FT-FTA	Off-Def	Total	A	TO	Blk	Stl	PF	Min	Pts
Vermont	DNP												
Howard	DNP												
at Arizona	DNP												
Drexel	DNP												
at Penn	DNP												
vs. Seton Hall	DNP												
Northwestern	DNP												
Syracuse	DNP												
Longwood	DNP												
Hampton	DNP												
Elon	DNP												
Hartford	1-0	0-0	0-0	0-0	0-0	0	1	0	0	0	0	5	0
at Xavier	2-0	3-4	0-0	6-9	2-0	2	1	2	0	0	1	16	12
at Duke	3-0	0-1	0-0	0-0	0-2	2	0	2	0	1	0	16	0
Virginia Tech	4-0	0-0	0-0	0-0	0-0	0	0	0	0	0	0	3	0
Boston College	DNP												
at Florida State	5-0	0-2	0-1	0-0	0-0	0	0	0	0	1	0	4	0
Georgia Tech	6-0	0-0	0-0	0-0	0-0	0	0	0	0	0	0	0+	0
at Maryland	7-0	1-1	0-0	1-2	1-1	2	0	1	0	0	2	7	3
at Virginia Tech	DNP												
Clemson	8-0	2-4	0-0	0-0	0-1	1	1	1	0	1	0	9	4
at Wake Forest	DNP												
North Carolina	DNP												
at Boston Coll.	DNP												
NC State	DNP												
at Miami	9-0	2-4	0-1	2-2	0-3	3	1	0	0	0	2	16	6
at Georgia Tech	10-0	1-2	0-0	2-2	0-3	3	1	0	0	0	0	7	4
Duke	11-0	1-1	0-0	0-0	0-2	2	0	0	0	0	0	6	2
Maryland	DNP												

CAREER STATISTICS

Year	G-GS	Min-Avg.	FG-FGA	Pct.	3FG-3FGA	Pct.	FT-FTA	Pct.	Off-Def.	Reb-Avg.	PF-DQ	Ast	TO	Blk	Stl	Pts-Avg
2006-07	20-0	165-8.3	14-40	.350	0-3	.000	12-19	.632	7-25	32-1.6	24-0	13	8	1	8	40-2.0
ACC	13-0	107-8.2	8-25	.320	0-1	.000	5-5	1.000	5-16	21-1.6	17-0	6	4	0	5	21-1.6
2007-08	11-0	89-8.1	10-19	.526	0-2	.000	11-15	.733	3-12	15-1.4	5-0	5	6	0	3	31-2.8
ACC	9-0	68-7.6	7-15	.467	0-2	.000	5-6	.833	1-12	13-1.4	4-0	3	4	0	3	19-2.1
CAREER	31-0	254-8.2	24-59	.407	0-5	.000	23-34	.676	10-37	47-1.5	29-0	18	14	1	11	71-2.3
ACC	22-0	175-8.0	15-40	.375	0-3	.000	10-11	.909	6-28	34-1.5	21-0	9	8	0	8	40-1.8



JAMIL TUCKER

#12

Sophomore • Forward • 6-8 • 241 • Gary, Ind. • West Side H.S.

THIS SEASON:

- Had 13 points vs. Maryland (3/9)
- Had five points and a team-high eight rebounds vs. Duke (3/5)
- Scored a career-high 14 points at Miami
- Made first career start at Wake Forest and had four points and tied his career high with nine rebounds in a career-high 30 minutes
- Had 10 points and five rebounds at Virginia Tech (2/2)
- Scored 13 points vs. Georgia Tech (1/27)
- Had seven rebounds and tied a career high with two assists vs. BC (1/19)
- Tied a career high with two blocks vs. Virginia Tech (1/16)
- Had nine points and five rebounds at Duke (1/13)
- Did not play vs. Syracuse due to illness and vs. Hartford due to injury
- Had eight points, six rebounds, and tied a career high with two blocks vs. Hampton
- Had a career-high two assists vs. Northwestern
- Scored eight points (3-4 FG) at Penn
- Had seven points and four rebounds vs. Drexel
- Had 12 points (on a career-high 5 FG) at Arizona
- Had five points and tied a career high with two blocks vs. Vermont
- Had 16 points (6-8 FG) in the exhibition against Carson-Newman

2007-08 GAME-BY-GAME:

Opponent	GP-GS	FG-FGA	3FG-3FGA	FT-FTA	Off-Def	Total	A	TO	Blk	Stl	PF	Min	Pts
Vermont	1-0	1-4	1-4	2-2	0-2	2	0	0	2	0	1	17	5
Howard	2-0	0-0	0-0	0-0	0-0	0	0	0	0	0	4	3	0
at Arizona	3-0	5-7	2-3	0-0	2-2	4	0	1	0	0	1	21	12
Drexel	4-0	3-4	1-1	0-0	0-4	4	0	2	0	0	1	19	7
at Penn	5-0	3-4	2-3	0-0	0-3	3	0	1	0	0	4	8	8
vs. Seton Hall	6-0	0-4	0-3	0-0	0-0	0	0	0	1	0	0	12	0
Northwestern	7-0	1-2	1-2	0-0	0-1	1	2	0	0	0	2	7	3
Syracuse	DNP												
Longwood	8-0	0-0	0-0	0-0	0-0	0	1	0	0	0	2	8	0
Hampton	9-0	1-3	1-2	5-5	0-6	6	1	2	2	0	4	19	8
Elon	10-0	1-3	0-2	0-0	1-3	4	1	0	0	0	3	13	2
Hartford	DNP												
at Xavier	11-0	1-2	0-1	0-0	0-1	1	0	1	1	1	4	13	2
at Duke	12-0	4-7	1-3	0-0	2-3	5	1	1	1	0	1	18	9
Virginia Tech	13-0	0-1	0-1	0-0	2-1	3	1	1	2	0	2	12	0
Boston College	14-0	1-7	1-5	0-0	1-6	7	2	0	0	1	2	19	3
at Florida State	15-0	0-0	0-0	0-0	0-1	1	0	2	0	0	0	2	0
Georgia Tech	16-0	4-7	3-5	2-3	0-3	3	0	1	0	0	4	21	13
at Maryland	17-0	0-2	0-2	0-0	0-0	0	0	0	0	0	0	3	0
at Virginia Tech	18-0	4-7	2-3	0-0	1-4	5	0	1	0	0	1	17	10
Clemson	19-0	1-2	0-1	1-2	0-0	0	2	0	0	0	0	9	3
at Wake Forest	20-1	2-10	2-7	0-0	2-7	9	1	2	0	1	4	30	6
North Carolina	21-2	2-7	1-5	0-0	1-1	2	0	0	0	0	2	18	5
at Boston Coll.	22-2	1-1	1-1	0-0	0-1	1	1	0	0	0	4	11	3
NC State	23-2	2-3	1-2	0-0	0-1	1	0	0	0	1	0	10	5
at Miami	24-2	4-6	3-4	3-4	3-0	3	2	0	0	0	1	20	14
at Georgia Tech	25-2	0-5	0-2	2-2	0-4	4	0	1	0	0	3	19	2
Duke	26-2	2-2	1-1	0-0	1-7	8	0	1	0	1	1	21	5
Maryland	27-2	5-8	2-3	1-3	1-5	6	1	1	0	0	1	26	13

SINGLE GAME BESTS

POINTS

Season: 14 at Miami (3/1/08)
 Career: 14 at Miami (3/1/08)
 ACC: 14 at Miami (3/1/08)

REBOUNDS

Season: 9 at Wake Forest (2/9/08)
 Career: 9 at BC (1/13/07), at WF (2/9/08)
 ACC: 9 at BC (1/13/07), at WF (2/9/08)

FG MADE

Season: 5 at Arizona (11/17/07), vs. Md. (3/9/08)
 Career: 5 at Arizona (11/17/07), vs. Md. (3/9/08)
 ACC: 5 vs. Maryland (3/9/08)

FG ATTEMPTS

Season: 10 at Wake Forest (2/9/08)
 Career: 10 at Wake Forest (2/9/08)
 ACC: 10 at Wake Forest (2/9/08)

3 PT FG MADE

Season: 3 vs. GT (1/27/08), at Miami (3/1/08)
 Career: 3 on five occasions
 ACC: 3 on four occasions

3 PT FG ATTEMPTS

Season: 7 at Wake Forest (2/9/08)
 Career: 7 at Wake Forest (2/9/08)
 ACC: 7 at Wake Forest (2/9/08)

FT MADE

Season: 5 vs. Hampton (12/19/07)
 Career: 5 vs. Hampton (12/19/07)
 ACC: 3 vs. Md (1/16/07), at Miami (3/1/08)

FT ATTEMPTS

Season: 5 vs. Hampton (12/19/07)
 Career: 5 vs. Hampton (12/19/07)
 ACC: 4 on three occasions

ASSISTS

Season: 2 on four occasions
 Career: 2 on four occasions
 ACC: 2 on three occasions

TURNOVERS

Season: 2 on four occasions
 Career: 3 vs. Wake Forest (1/21/07)
 ACC: 3 vs. Wake Forest (1/21/07)

BLOCKS

Season: 2 on three occasions
 Career: 2 on four occasions
 ACC: 2 vs. Virginia Tech (1/16/08)

STEALS

Season: 1 on five occasions
 Career: 1 on eight occasions
 ACC: 1 on five occasions

MINUTES

Season: 30 at Wake Forest (2/9/08)
 Career: 30 at Wake Forest (2/9/08)
 ACC: 30 at Wake Forest (2/9/08)

CAREER STATISTICS

Year	G-GS	Min-Avg.	FG-FGA	Pct.	3FG-3FGA	Pct.	FT-FTA	Pct.	Off-Def.	Reb-Avg.	PF-DQ	Ast	TO	Blk	Stl	Pts-Avg
2006-07	29-0	291-10.0	32-73	.438	21-43	.488	15-27	.556	16-44	60-2.1	39-0	3	19	6	3	100-3.4
ACC	13-0	113-8.7	15-32	.469	11-19	.579	8-13	.615	7-20	27-2.1	20-0	0	9	0	1	49-3.8
2007-08	27-2	396-14.7	48-108	.444	26-66	.394	16-21	.762	17-66	83-3.1	52-0	16	18	9	5	138-5.1
ACC	16-2	256-16.0	32-75	.427	18-45	.400	9-14	.643	14-44	58-3.6	26-0	11	11	3	4	91-5.7
CAREER	56-2	687-12.3	80-181	.442	47-109	.431	31-48	.646	33-110	143-2.6	91-0	19	37	15	8	238-4.3
ACC	29-2	369-12.7	47-107	.439	29-64	.453	17-27	.630	21-64	85-2.9	46-0	11	20	3	5	140-4.8

VIRGINIA TEAM AND INDIVIDUAL HIGHS FOR THE 2007-08 SEASON:

TEAM		INDIVIDUAL	
Points:	100 vs. Penn (100-85)	Points:	41 Sean Singletary (Miami)
FG Att:	78 vs. Georgia Tech #1(29-78)	FG Att:	25 Sean Singletary (12-25, Miami)
FG Made:	37 vs. Howard (37-75)	FG Made:	12 Sean Singletary (12-21, VT #1; 12-25, Miami)
FG %:	54.7 vs. Vermont (29-53)	FG %: ⁽¹⁾	100.0 Calvin Baker (6-6, Northwestern)
3-FG Att:	36 vs. Georgia Tech#1 (12-36)	3-FG Att:	11 Adrian Joseph (3-11, Virginia Tech #1)
3-FG Made:	16 vs. Northwestern (16-32)	3-FG Made:	6 Mamadi Diane (6-9, Northwestern)
3-FG %:	57.1 vs. Arizona (12-21)	3-FG %: ⁽²⁾	100.0 Calvin Baker (4-4, Northwestern)
FT Att:	34 vs. Vermont (23-34)	FT Att:	14 Sean Singletary (11-14, VT #2; 13-14, Miami)
FT Made:	26 vs. Miami (26-30)	FT Made:	13 Sean Singletary (13-14, Miami)
FT %:	87.5 vs. Northwestern (14-16)	FT %: ⁽¹⁾	100.0 Sean Singletary (11-11, Arizona)
Rebounds:	56 vs. Penn	Rebounds:	16 Adrian Joseph (Seton Hall)
Assists:	24 vs. Howard	Assists:	10 Sean Singletary (Northwestern & Boston College)
Turnovers:	21 vs. Penn, Longwood, Hampton	Turnovers:	8 Sean Singletary (Drexel)
Blocks:	5 vs. Hartford	Blocks:	3 Mamadi Diane (Arizona), Mike Scott (Duke #2)
Steals:	16 vs. NC State	Steals:	7 Sean Singletary (NC State)
Fouls:	30 vs. Penn, Virginia Tech #2		

OPPONENT TEAM AND INDIVIDUAL HIGHS FOR THE 2007-08 SEASON:

TEAM		INDIVIDUAL	
Points:	108 by Xavier (108-70)	Points:	34 Jack McClinton (Miami)
FG Att:	70 by Hartford (25-70), VT #1 (25-70)	FG Att:	24 Tyrese Rice (11-24, Boston College)
FG Made:	37 by Xavier (37-58)	FG Made:	12 K. C. Rivers (12-19, Clemson)
FG%:	63.8 by Xavier (37-58)	FG %: ⁽¹⁾	83.3 Kevin Estes (5-6, Hartford), Jason Love (5-6, Xavier)
3-FG Att:	39 by Hartford (10-39)	3-FG Att:	12 Jack McClinton (7-12, Miami)
3-FG Made:	16 by Xavier (16-26), Clemson (16-26)	3-FG Made:	8 K.C. Rivers (8-11, Clemson)
3-FG %:	61.5 by Xavier (16-26), Clemson (16-26)	3-FG %: ⁽²⁾ :	80.0 B. J. Raymond (4-5, Xavier)
FT Att:	40 by Penn (27-40)	FT Att:	14 Deron Washington (9-14, Virginia Tech #2)
FT Made:	27 by Penn (27-40)	FT Made:	9 Deron Washington (9-14, Virginia Tech #2)
FT %:	90.9 by Syracuse (10-11)	FT %: ⁽¹⁾	100.0 Jonny Flynn (6-6, Syracuse)
Rebounds:	47 by Virginia Tech #1	Rebounds:	14 Paul Harris (Syracuse)
Assists:	27 by Xavier	Assists:	11 Cliff Hammonds (Clemson)
Turnovers:	25 by NC State	Turnovers:	8 Randy Hampton (Howard)
Blocks:	8 by Wake Forest	Blocks:	4 Tyrelle Blair (Boston College)
Steals:	12 by Duke#1	Steals:	6 Toney Douglas (Florida State)
Fouls:	26 by Hartford		

VIRGINIA AND OPPONENT TEAM LOWS FOR THE 2007-08 SEASON:

VIRGINIA		OPPONENT	
Points:	51 vs. Clemson (82-51)	Points:	52 by Northwestern (94-52)
FG Att:	49 vs. Arizona (25-49), Clemson (19-49)	FG Att:	46 by NC State (19-46)
FG Made:	19 vs. VT #2 (19-53), Clem (19-49)	FG Made:	17 by Longwood (17-60)
FG %:	32.8 vs. Seton Hall (20-61)	FG %:	28.3 by Longwood (17-60)
3-FG Att:	14 vs. Duke #1(4-14), Clemson (4-14)	3-FG Att:	14 by Virginia Tech #2 (3-14)
3-FG Made:	4 vs. Duke#1 (4-14), Clemson (4-14), Wake Forest (4-19), GT #2 (4-19)	3-FG Made:	3 by Virginia Tech #2 (3-14)
3-FG %:	21.1 vs. Wake Forest (4-19), GT #2 (4-19)	3-FG %:	20.0 by Georgia Tech #2 (4-20)
FT Att:	10 vs. Florida State (7-10)	FT Att:	6 by Howard (4-6), Clemson (2-6)
FT Made:	5 vs. Syracuse (5-11)	FT Made:	2 by Clemson (2-6)
FT %:	45.5 vs. Syracuse (5-11)	FT %:	26.7 by Northwestern (4-15)
Rebounds:	27 vs. Arizona, Clemson	Rebounds:	23 by Howard
Assists:	7 vs. Clemson, Wake Forest	Assists:	9 by Seton Hall, Virginia Tech #2
Turnovers:	6 vs. Boston College	Turnovers:	6 by Seton Hall, Miami
Blocks:	0 vs. BC, FSU, MD#1, WF	Blocks:	0 by Northwestern, Elon
Steals:	0 vs. Seton Hall	Steals:	1 by Boston College
Fouls:	9 vs. Maryland #2	Fouls:	13 by Howard

(1) - Min. 5 made; (2) Min. 3 made

The Cavaliers' Record in 2007-08 when UVa...

leads at halftime	12-5
trails at halftime	2-9
tied at halftime	1-0
goes into overtime.....	0-3
leads by 10 or more points	14-3
trails by 10 or more points	1-11
shoots 50% or better.....	5-0
shoots less than 50%.....	10-14
shoots less than 45%.....	6-11
shoots less than 40 %.....	2-8
opponent shoots 50% or better.....	0-8
opponent shoots less than 50%	15-6
opponent shoots less than 45%	12-5
opponent shoots less than 40%	5-3
has higher FG% than opponent.....	13-1
has lower FG% than opponent.....	2-13
has same FG% as opponent	0-0
outrounds its opponent	13-6
is outrebounded by opponent.....	1-8
has same rebounds as opponent	1-0
has more offensive rebounds than opponent.....	11-9
has fewer offensive rebounds than opponent	4-4
has same offensive rebounds as opponent.....	0-1
has fewer turnovers than opponent	7-5
has more turnovers than opponent	8-9
has same turnovers as opponent	0-0
has fewer than 10 turnovers.....	3-2
opponent has fewer than 10 turnovers	0-3
shoots more FTs than opponent.....	12-4
shoots fewer FTs than opponent.....	3-9
shoots the same FTs as opponent.....	0-1
has game decided by 10 points or less	4-8
has game decided by 5 points or less	3-5
scores <60 points	0-1
scores 60-69 points.....	0-7
scores 70-79 points.....	8-4
scores 80-89 points.....	1-1
scores 90+ points	6-1
allows <60 points	5-0
allows 60-69 points.....	3-1
allows 70-79 points.....	6-5
allows 80-89 points.....	1-5
allows 90+ points	0-3

Virginia in its 15 wins

UVa's field goal percentage	46.8 (426-911)
UVa's free throw percentage	73.0 (267-366)
UVa's 3-point field goal percentage.....	41.3 (136-329)
UVa's offensive rebounds/game	13.9 (208)
UVa's rebounds/game.....	42.5 (638)
UVa's rebound margin/game	+11.6 (42.5-30.9)
UVa's assists/game	15.8 (237)
UVa's turnovers/game.....	14.6 (219)
UVa's points/game	83.7 (1255)
Opponent's field goal percentage	40.7 (357-878)
Opponent's points/game	66.3 (995)
Opponent's turnovers/game.....	15.5 (232)
Opponent's free throw attempts/game.....	18.5 (277)

Virginia in its 14 losses

UVa's field goal percentage	39.6 (344-868)
UVa's free throw percentage	69.7 (182-261)
UVa's 3-point field goal percentage.....	31.7 (103-325)
UVa's offensive rebounds/game	13.3 (186)
UVa's rebounds/game.....	36.9 (517)
UVa's rebound margin/game	-0.5 (36.9-37.4)
UVa's assists/game	10.8 (151)
UVa's turnovers/game.....	13.4 (188)
UVa's points/game	69.5 (973)
Opponent's field goal percentage	47.9 (407-849)
Opponent's points/game	81.8 (1145)
Opponent's turnovers/game.....	11.9 (166)
Opponent's free throw attempts/game.....	21.2 (297)

VIRGINIA'S LEADING PERFORMERS in 2007-08

Opponent	Points	Rebounds	Assists	Score
Vermont	Joseph (19), Singletary (19)	Diane (8)	Singletary (6)	90-72
Howard	Singletary (23)	Baker (8)	Singletary (8)	92-53
Arizona	Singletary (24)	Mikalaukas (6)	Singletary (8)	75-72
Drexel	Singletary (24)	Joseph (11)	Singletary (5)	72-58
Pennsylvania	Joseph (23)	Scott (13)	Baker (5)	100-85
Seton Hall	Singletary (23)	Joseph (16)	Singletary (7)	60-74
Northwestern	Diane (22)	Diane (7)	Singletary (10)	94-52
Syracuse	Joseph (19)	Joseph (13)	Singletary (9)	68-70
Longwood	Singletary (21)	Scott (11)	Singletary (8)	76-57
Hampton	Joseph (19)	Meyinsse (9)	Singletary (4)	79-65
Elon	Singletary (20)	Scott (9)	Singletary (8)	91-61
Hartford	Diane (20)	Joseph (12)	Singletary (4), Baker (4)	78-70
Xavier	Singletary (14)	Scott (6)	Singletary (7)	70-108
Duke	Singletary (18)	Joseph (9)	Singletary (4)	65-87
Virginia Tech	Singletary (34)	Singletary (10)	Baker (3), Singletary (3)	69-70 (ot)
Boston College	Diane (20)	Pettinella (8)	Singletary (10)	84-66
Florida State	Diane (21)	Joseph (8)	Singletary (7)	67-69
Georgia Tech	Baker (16), Diane (16)	Joseph (9), Scott (9)	Singletary (8)	82-92 (ot)
Maryland	Singletary (23)	Scott (12)	Diane (4)	75-85
Virginia Tech	Singletary (26)	Joseph (8)	Baker (4)	65-72 (ot)
Clemson	Joseph (19)	Scott (7)	Singletary (2), Tucker (2)	51-82
Wake Forest	Singletary (21)	Pettinella (11)	Singletary (3)	64-80
North Carolina	Singletary (27)	Diane (7)	Singletary (7)	74-75
Boston College	Diane (20)	Scott (12)	Baker (5)	79-74
NC State	Singletary (21)	Baker (6)	Singletary (6)	78-60
Miami	Singletary (41)	Mikalaukas (13)	Singletary (3)	93-95
Georgia Tech	Singletary (17)	Baker (7), Mikalaukas (7)	Singletary (6)	76-74
Duke	Singletary (18)	Tucker (8)	Singletary (7)	70-86
Maryland	Singletary (27)	Joseph (6), Singletary (6), Tucker (6)	Singletary (8)	91-76

Additional team information

Led in scoring: Singletary (19), Diane (6), Joseph (5), Baker (1)

Led in rebounding: Joseph (9), Scott (8), Baker (3), Diane (3), Mikalaukas (3), Pettinella (2), Singletary (2), Tucker (2),
Meyinsse (1)

Led in assists: Singletary (25), Baker (5), Diane (1), Tucker (1)

Forty-point or more games (1): Singletary (1)

Thirty-point or more games (2): Singletary (2)

Twenty-point or more games (20): Singletary (14), Diane (5), Joseph (1)

Double figure scoring (96): Singletary (29), Diane (18), Baker (15), Joseph (14), Mikalaukas (5), Tucker (5), Scott (4),
Jones (3), Meyinsse (1), Pettinella (1), Tat (1)

Double figure rebounds (12): Joseph (5), Scott (4), Mikalaukas (1), Pettinella (1), Singletary (1)

Double figure assists (2): Singletary (2)

"Double-Doubles" (12): Joseph (5), Singletary (3), Scott (2), Mikalaukas (1), Pettinella (1)

Largest halftime lead: 25 vs. Northwestern (Nov. 27) (54-29)

Largest halftime deficit: 31 vs. Xavier (Jan. 3) (61-30)

Largest halftime deficit overcome to gain victory: 4 at Georgia Tech (March 3) (42-38)

Largest halftime lead surrendered in a loss: 10 vs. Georgia Tech (Jan. 27) (48-38)

Largest deficit overcome to gain victory: 10 at Boston College (Feb. 17) (Boston College led 19-9 with 10:46 left in
1st half)

Largest lead surrendered in a loss: 13 vs. Georgia Tech (Jan. 27) (UVa led 48-35 with 1:31 left in first half)

Largest deficit at any time: 43 at Xavier (Jan. 3) (Xavier led 83-40 with 12:31 left in 2nd half)

Largest lead at any time: 45 vs. Northwestern (Nov. 27) (UVa led 94-49 with 2:04 left in 2nd half)

Most consecutive points scored: 19 vs. Howard (Nov. 14)

Most consecutive points scored by opponent: 15 at Xavier (Jan. 3), 15 vs. North Carolina (Feb. 12), 15 vs. Duke
(March 5)

The Automated ScoreBook
Virginia Season Schedule/Results & Leaders (as of Mar 09, 2008)
All games

RECORD:	OVERALL	HOME	AWAY	NEUTRAL
ALL GAMES.....	(15-14)	(11-6)	(4-7)	(0-1)
CONFERENCE.....	(5-11)	(3-5)	(2-6)	(0-0)
NON-CONFERENCE.....	(10-3)	(8-1)	(2-1)	(0-1)

DATE	TIME	OPPONENT	SCORE	ATTEND	HIGH POINTS	HIGH REBOUNDS
11/11/07	2 p.m.	VERMONT	W 90-72	11893	(19)Adrian Joseph (19)Sean Singletary	(8)Mamadi Diane
11/14/07	7 p.m.	HOWARD	W 92-53	11162	(23)Sean Singletary	(8)Calvin Baker
11/17/07	8:30 p.m. MT	at Arizona	W 75-72	14602	(24)Sean Singletary	(6)Laurynas Mikalauskas
11/20/07	8 p.m.	DREXEL	W 72-58	10975	(24)Sean Singletary	(11)Adrian Joseph
11/23/07	9:30	at Penn	W 100-85		(23)Adrian Joseph	(13)Mike Scott
11/24/07	9:40 p.m.	vs Seton Hall	60-74 L	3871	(23)Sean Singletary	(16)Adrian Joseph
11/27/07	7 p.m.	NORTHWESTERN	W 94-52	12609	(22)Mamadi Diane	(7)Mamadi Diane
12/05/07	7:30 p.m.	SYRACUSE	68-70 L	13603	(19)Adrian Joseph	(13)Adrian Joseph
12/07/07	7 p.m.	LONGWOOD	W 76-57	11366	(21)Sean Singletary	(11)Mike Scott
12/19/07	7 p.m.	HAMPTON	W 79-65	10516	(19)Adrian Joseph	(9)Jerome Meyinsse
12/22/07	2 p.m.	ELON	W 91-61	11626	(20)Sean Singletary	(9)Mike Scott
12/30/07	3 p.m.	HARTFORD	W 78-70	11647	(20)Mamadi Diane	(12)Adrian Joseph
01/03/08	8:00 PM	at Xavier	70-108 L	10073	(14)Sean Singletary	(6)Mike Scott
01/13/08	8:08 PM	* at Duke	65-87 L	9314	(18)Sean Singletary	(9)Adrian Joseph
01/16/08	7 p.m.	* VIRGINIA TECH	69-70	LOT 14433	(34)Sean Singletary	(10)Sean Singletary
01/19/08	8 p.m.	* BOSTON COLLEGE	W 84-66	14039	(20)Mamadi Diane	(8)Ryan Pettinella
01/23/08	7:00 pm	* at Florida State	67-69 L	7314	(21)Mamadi Diane	(8)Adrian Joseph
01/27/08	4:30 p.m.	* GEORGIA TECH	82-92	LOT 14138	(16)Calvin Baker (16)Mamadi Diane	(9)Mike Scott (9)Adrian Joseph
1/30/08	7:00 p.m.	* at Maryland	75-85 L	17950	(23)Sean Singletary	(12)Mike Scott
02/02/08	1:00 PM	* at Virginia Tech	65-72	LOT 9847	(26)Sean Singletary	(8)Adrian Joseph
02/07/08	7 p.m.	* CLEMSON	51-82 L	13929	(19)Adrian Joseph	(7)Mike Scott
02/09/08	3:30 p.m.	* at Wake Forest	64-80 L	14179	(21)Sean Singletary	(11)Ryan Pettinella
02/12/08	8 p.m.	* NORTH CAROLINA	74-75 L	13765	(27)Sean Singletary	(7)Mamadi Diane
2-17-08	1 p.m.	* at Boston College	W 79-74	7154	(20)Mamadi Diane	(12)Mike Scott
02/24/08	4:30 p.m.	* NC STATE	W 78-60	13630	(21)Sean Singletary	(6)Calvin Baker
3/1/08	2:38 p.m.	* at Miami (Fla.)	93-95 L	6128	(41)Sean Singletary	(13)Laurynas Mikalauskas
3/3/08	7 p.m.	* at Georgia Tech	W 76-74	9191	(17)Sean Singletary	(7)Laurynas Mikalauskas (7)Calvin Baker
03/05/08	7 p.m.	* DUKE	70-86 L	14273	(18)Sean Singletary	(8)Jamil Tucker
03/09/08	7:30 p.m.	* MARYLAND	W 91-76	14154	(27)Sean Singletary	(6)Sean Singletary (6)Adrian Joseph (6)Jamil Tucker

* = Conference game

ATTENDANCE SUMMARY	GAMES	TOTALS	AVG/GAME
HOME.....	17	217758	12809
AWAY.....	11	105752	9614
NEUTRAL.....	1	3871	3871
TOTAL.....	29	327381	11289

The Automated ScoreBook
Virginia Game-by-Game Points-Rebounds-Assists (as of Mar 09, 2008)
All games

Opponent	Date	Score	WL	01 JONES, JEF	02 FARRAKHAN	04 BAKER, CAL	11 MIKALASK	12 TUCKER, JA	13 ZEGLINSKI	21 SOROYE, TU	22 SHERRILL,	24 DIANE, MAM
VERMONT	11/11/07	90-72	W	8- 6- 1	0- 0- 0	11- 1- 0	8- 4- 0	5- 2- 0	0- 1- 1	DNP	DNP	10- 8- 1
HOWARD	11/14/07	92-53	W	10- 3- 2	4- 2- 1	11- 8- 5	5- 1- 0	0- 0- 0	2- 1- 5	DNP	2- 0- 0	14- 2- 1
at Arizona	11/17/07	75-72	W	15- 1- 0	0- 0- 0	5- 0- 4	6- 6- 0	12- 4- 0	DNP	DNP	DNP	9- 1- 1
DREXEL	11/20/07	72-58	W	2- 2- 0	0- 2- 0	11- 1- 1	1- 1- 1	7- 4- 0	0- 1- 3	DNP	DNP	11- 2- 0
at Penn	11/23/07	100-85	W	2- 0- 1	0- 2- 0	6- 1- 5	8- 2- 1	8- 3- 0	0- 2- 2	DNP	2- 0- 0	13- 4- 1
vs Seton Hall	11/24/07	60-74	L	4- 2- 0	DNP	9- 3- 1	3- 3- 1	0- 0- 0	0- 1- 0	DNP	DNP	12- 8- 2
NORTHWESTERN	11/27/07	94-52	W	8- 5- 2	2- 1- 0	16- 2- 1	7- 6- 0	3- 1- 2	2- 2- 2	DNP	0- 0- 0	22- 7- 3
SYRACUSE	12/05/07	68-70	L	4- 1- 1	DNP	8- 1- 1	3- 1- 0	DNP	3- 1- 0	DNP	DNP	10- 2- 0
LONGWOOD	12/07/07	76-57	W	0- 3- 0	0- 0- 0	11- 3- 2	4- 2- 0	0- 0- 1	0- 0- 2	DNP	3- 0- 0	11- 4- 1
HAMPTON	12/19/07	79-65	W	6- 2- 2	2- 0- 1	6- 4- 2	DNP	8- 6- 1	DNP	DNP	DNP	10- 1- 3
ELON	12/22/07	91-61	W	10- 4- 0	2- 0- 0	7- 3- 6	DNP	2- 4- 1	DNP	DNP	0- 1- 1	9- 0- 1
HARTFORD	12/30/07	78-70	W	8- 1- 0	0- 1- 1	12- 4- 4	DNP	DNP	DNP	1- 2- 0	DNP	20- 9- 2
at Xavier	01/03/08	70-108	L	2- 1- 0	3- 1- 0	7- 2- 3	DNP	2- 1- 0	DNP	0- 1- 0	0- 2- 0	7- 2- 1
at Duke	01/13/08	65-87	L	0- 1- 0	0- 0- 0	13- 4- 2	DNP	9- 5- 1	DNP	DNP	DNP	11- 6- 1
VIRGINIA TECH	01/16/08	69-70	OL	2- 1- 0	DNP	5- 0- 3	DNP	0- 3- 1	DNP	DNP	DNP	8- 9- 2
BOSTON COLLEGE	01/19/08	84-66	W	2- 1- 0	DNP	15- 4- 1	DNP	3- 7- 2	DNP	DNP	DNP	20- 5- 2
at Florida State	01/23/08	67-69	L	0- 0- 0	DNP	7- 0- 3	DNP	0- 1- 0	DNP	DNP	DNP	21- 5- 0
GEORGIA TECH	01/27/08	82-92	OL	0- 0- 1	3- 1- 1	16- 4- 1	DNP	13- 3- 0	DNP	DNP	DNP	16- 8- 0
at Maryland	1/30/08	75-85	L	0- 1- 1	1- 4- 0	17- 1- 1	DNP	0- 0- 0	DNP	DNP	DNP	16- 3- 4
at Virginia Tech	02/02/08	65-72	OL	0- 1- 0	0- 0- 0	0- 2- 4	DNP	10- 5- 0	DNP	DNP	DNP	8- 4- 0
CLEMSON	02/07/08	51-82	L	1- 0- 0	0- 1- 0	5- 3- 0	DNP	3- 0- 2	DNP	DNP	0- 0- 0	2- 1- 0
at Wake Forest	02/09/08	64-80	L	4- 4- 0	0- 0- 0	3- 4- 2	DNP	6- 9- 1	DNP	DNP	DNP	9- 6- 1
NORTH CAROLINA	02/12/08	74-75	L	7- 2- 0	DNP	10- 3- 1	4- 1- 0	5- 2- 0	DNP	DNP	DNP	9- 7- 2
at Boston College	2-17-08	79-74	W	4- 2- 4	DNP	7- 2- 5	13- 4- 0	3- 1- 1	DNP	DNP	DNP	20- 4- 1
NC STATE	02/24/08	78-60	W	9- 0- 1	DNP	15- 6- 1	2- 2- 3	5- 1- 0	DNP	DNP	DNP	9- 4- 0
at Miami (Fla.)	3/1/08	93-95	L	0- 1- 0	DNP	5- 0- 1	16-13- 0	14- 3- 2	DNP	DNP	DNP	1- 1- 1
at Georgia Tech	3/3/08	76-74	W	4- 2- 1	DNP	10- 7- 4	15- 7- 0	2- 4- 0	DNP	DNP	DNP	10- 6- 0
DUKE	03/05/08	70-86	L	3- 4- 0	DNP	15- 1- 4	10- 4- 0	5- 8- 0	DNP	DNP	DNP	12- 2- 0
MARYLAND	03/09/08	91-76	W	0- 0- 0	DNP	11- 5- 1	11- 4- 3	13- 6- 1	DNP	DNP	DNP	12- 5- 1

Opponent	Date	Score	WL	30 JOSEPH, AD	31 BURNS, AND	32 SCOTT, MIK	34 PETTINELL	43 HARRIS, WI	44 SINGLESTAR	45 TAT, SOLOM	55 MEYINSSE,
VERMONT	11/11/07	90-72	W	19- 6- 3	0- 2- 0	2- 1- 0	4- 5- 2	0- 0- 0	19- 5- 6	DNP	4- 2- 0
HOWARD	11/14/07	92-53	W	5- 5- 1	0- 0- 0	7- 6- 1	5- 5- 0	2- 6- 0	23- 4- 8	DNP	2- 1- 0
at Arizona	11/17/07	75-72	W	4- 3- 1	DNP	DNP	0- 4- 0	0- 0- 0	24- 4- 8	DNP	DNP
DREXEL	11/20/07	72-58	W	11-11- 1	DNP	5- 5- 0	0- 4- 0	DNP	24- 7- 5	DNP	0- 1- 0
at Penn	11/23/07	100-85	W	23-11- 0	0- 1- 1	10-13- 1	6- 2- 0	6- 3- 1	16- 2- 4	DNP	0- 1- 0
vs Seton Hall	11/24/07	60-74	L	6-16- 1	DNP	1- 4- 0	0- 2- 0	2- 1- 0	23- 7- 7	DNP	DNP
NORTHWESTERN	11/27/07	94-52	W	8- 5- 0	2- 0- 0	8- 4- 0	0- 2- 0	0- 4- 0	14- 2-10	DNP	2- 1- 0
SYRACUSE	12/05/07	68-70	L	19-13- 2	DNP	4- 6- 0	0- 1- 0	7- 2- 0	10- 5- 9	DNP	DNP
LONGWOOD	12/07/07	76-57	W	13-10- 1	0- 0- 1	9-11- 1	DNP	4- 8- 0	21- 2- 8	DNP	0- 3- 0
HAMPTON	12/19/07	79-65	W	19- 3- 1	DNP	15- 6- 0	DNP	2- 3- 1	12- 4- 4	DNP	9- 9- 1
ELON	12/22/07	91-61	W	16- 2- 2	0- 0- 0	6- 9- 0	DNP	7- 5- 0	20- 5- 8	DNP	12- 2- 1
HARTFORD	12/30/07	78-70	W	15-12- 0	DNP	5- 4- 1	0- 0- 0	2- 1- 0	12- 4- 4	0- 0- 1	3- 7- 0
at Xavier	01/03/08	70-108	L	6- 3- 2	1- 1- 0	10- 6- 0	0- 0- 0	6- 4- 0	14- 3- 7	12- 2- 1	0- 0- 0
at Duke	01/13/08	65-87	L	3- 9- 1	DNP	2- 3- 0	9- 2- 0	0- 0- 0	18- 0- 4	0- 2- 0	0- 1- 0
VIRGINIA TECH	01/16/08	69-70	OL	11- 8- 0	DNP	3- 5- 0	6- 2- 0	DNP	34-10- 3	0- 0- 0	0- 1- 0
BOSTON COLLEGE	01/19/08	84-66	W	17- 5- 0	DNP	2- 3- 0	4- 8- 0	DNP	19- 2-10	DNP	2- 3- 0
at Florida State	01/23/08	67-69	L	17- 8- 1	DNP	5- 3- 0	2- 3- 0	0- 1- 0	11- 3- 7	0- 0- 0	4- 3- 0
GEORGIA TECH	01/27/08	82-92	OL	13- 9- 3	DNP	9- 9- 0	1- 2- 0	DNP	11- 4- 8	0- 0- 0	0- 1- 0
at Maryland	1/30/08	75-85	L	2- 3- 0	DNP	6-12- 1	2- 0- 0	3- 0- 1	23- 0- 3	3- 2- 0	2- 0- 0
at Virginia Tech	02/02/08	65-72	OL	8- 8- 3	DNP	9- 3- 0	4- 1- 0	DNP	26- 5- 2	DNP	0- 0- 0
CLEMSON	02/07/08	51-82	L	19- 6- 1	0- 0- 0	1- 7- 1	0- 1- 0	DNP	14- 4- 2	4- 1- 1	2- 1- 0
at Wake Forest	02/09/08	64-80	L	4- 3- 0	DNP	3- 3- 0	12-11- 0	DNP	21- 1- 3	DNP	2- 2- 0
NORTH CAROLINA	02/12/08	74-75	L	8- 5- 1	DNP	4- 1- 0	0- 6- 1	DNP	27- 6- 7	DNP	DNP
at Boston College	2-17-08	79-74	W	5- 1- 2	DNP	11-12- 1	0- 2- 0	DNP	16- 5- 4	DNP	DNP
NC STATE	02/24/08	78-60	W	9- 4- 0	DNP	5- 3- 0	3- 4- 0	DNP	21- 2- 6	DNP	0- 2- 0
at Miami (Fla.)	3/1/08	93-95	L	0- 1- 0	DNP	6- 6- 2	2- 1- 0	DNP	41- 9- 3	6- 3- 1	2- 0- 0
at Georgia Tech	3/3/08	76-74	W	5- 4- 0	DNP	9- 4- 0	0- 1- 1	DNP	17- 1- 6	4- 3- 1	0- 2- 0
DUKE	03/05/08	70-86	L	3- 2- 0	DNP	2- 3- 1	0- 3- 1	DNP	18- 1- 7	2- 2- 0	DNP
MARYLAND	03/09/08	91-76	W	13- 6- 0	DNP	4- 3- 0	0- 0- 0	DNP	27- 6- 8	DNP	0- 1- 0

The Automated ScoreBook
Virginia Team Game-by-Game Comparison (as of Mar 09, 2008)
All games

Opponent	1st	2nd	Score	Mar	Total FG	FG Pct	3-Pointers	3FG Pct	Free Throws	FT Pct	Rebounds	Assist	TOver	Block	Steal	Fouls
-----	--/--	--/--	---/--	---	-----	-----	-----	-----	-----	-----	-----	-----	-----	-----	-----	-----
VERMONT.....	46/32	44/40	90-72	+18	29-53/27-65	.547/.415	9-19/ 4-17	.474/.235	23-34/14-17	.676/.824	46/25 +21	14/11	18/10	4/3	5/9	19/23
HOWARD.....	41/26	51/27	92-53	+39	37-75/21-51	.493/.412	12-29/ 7-21	.414/.333	6-13/ 4-6	.462/.667	48/23 +25	24/16	12/19	2/1	10/6	16/13
Arizona.....	42/31	33/41	75-72	+3	25-49/26-54	.510/.481	12-21/ 8-17	.571/.471	13-15/12-14	.867/.857	27/26 +1	14/20	18/17	3/3	4/7	20/16
DREXEL.....	31/25	41/33	72-58	+14	23-60/21-50	.383/.420	8-16/ 6-18	.500/.333	18-22/10-15	.818/.667	44/27 +17	11/10	16/17	1/2	5/5	16/17
Penn.....	50/35	50/50	100-85	+15	34-72/26-56	.472/.464	10-24/ 6-21	.417/.286	22-30/27-40	.733/.675	56/26 +30	17/20	21/16	4/3	12/6	30/23
Seton Hall.....	29/40	31/34	60-74	(14)	20-61/25-69	.328/.362	7-28/ 7-23	.250/.304	13-18/17-25	.722/.680	50/43 +7	12/9	16/6	4/3	0/8	21/16
NORTHWESTERN.....	54/29	40/23	94-52	+42	32-62/20-56	.516/.357	16-32/ 8-29	.500/.276	14-16/ 4-15	.875/.267	43/28 +15	20/11	13/16	3/0	8/6	18/17
SYRACUSE.....	36/29	32/41	68-70	(2)	26-64/26-59	.406/.441	11-32/ 8-21	.344/.381	5-11/10-11	.455/.909	36/39 (3)	13/14	13/15	2/4	6/8	15/15
LONGWOOD.....	29/22	47/35	76-57	+19	25-56/17-60	.446/.283	9-23/10-26	.391/.385	17-25/13-18	.680/.722	49/31 +18	17/11	21/17	2/1	4/7	18/23
HAMPTON.....	36/32	43/33	79-65	+14	25-56/23-63	.446/.365	9-22/ 6-20	.409/.300	20-25/13-22	.800/.591	42/32 +10	16/11	21/12	2/3	3/8	23/21
ELON.....	47/34	44/27	91-61	+30	32-64/22-54	.500/.407	7-24/ 8-24	.292/.333	20-27/ 9-13	.741/.692	38/27 +11	20/12	9/20	1/0	8/2	15/22
HARTFORD.....	41/28	37/42	78-70	+8	24-54/25-70	.444/.357	10-23/10-39	.435/.256	20-33/10-21	.606/.476	51/40 +11	13/14	19/12	5/1	8/11	20/26
Xavier.....	30/61	40/47	70-108	(38)	22-58/37-58	.379/.638	6-18/16-26	.333/.615	20-29/18-21	.690/.857	30/32 (2)	14/27	12/13	3/5	6/6	22/22
Duke.....	31/43	34/44	65-87	(22)	25-59/34-67	.424/.507	4-14/11-31	.286/.355	11-16/ 8-12	.688/.667	34/35 (1)	9/21	18/11	2/3	3/12	17/17
VIRGINIA TECH.....	38/34	25/29	69-70	(1)	24-63/25-70	.381/.357	9-25/ 8-30	.360/.267	12-18/12-21	.667/.571	39/47 (8)	9/12	14/15	2/3	6/4	20/17
BOSTON COLLEGE.....	35/35	49/31	84-66	+18	29-67/24-62	.433/.387	9-26/ 7-24	.346/.292	17-21/11-24	.810/.458	43/43 -	15/10	6/14	0/6	9/1	19/17
Florida State.....	28/31	39/38	67-69	(2)	25-60/22-50	.417/.440	10-29/ 8-21	.345/.381	7-10/17-24	.700/.708	33/32 +1	11/10	15/17	0/5	8/11	22/14
GEORGIA TECH.....	48/38	28/38	82-92	(10)	29-78/33-65	.372/.508	12-36/ 9-22	.333/.409	12-20/17-29	.600/.586	48/40 +8	14/20	12/10	1/6	4/3	26/19
Maryland.....	33/43	42/42	75-85	(10)	28-61/27-52	.459/.519	6-21/ 8-24	.286/.333	13-16/23-28	.813/.821	31/30 +1	11/18	11/9	0/5	4/2	23/16
Virginia Tech.....	26/25	28/29	65-72	(7)	19-53/22-56	.358/.393	8-21/ 3-14	.381/.214	19-29/25-38	.655/.658	33/43 (10)	9/9	15/12	2/4	5/4	30/24
CLEMSON.....	24/40	27/42	51-82	(31)	19-49/32-60	.388/.533	4-14/16-26	.286/.615	9-15/ 2-6	.600/.333	27/35 (8)	7/22	18/14	3/5	3/8	12/18
Wake Forest.....	27/36	37/44	64-80	(16)	22-66/27-56	.333/.482	4-19/10-21	.211/.476	16-25/16-29	.640/.552	49/38 +11	7/14	16/10	0/8	5/4	22/20
NORTH CAROLINA.....	31/38	43/37	74-75	(1)	28-74/31-59	.378/.525	9-31/ 6-16	.290/.375	9-11/ 7-12	.818/.583	36/43 (7)	12/12	7/17	3/5	8/2	15/16
Boston College.....	40/32	39/42	79-74	+5	27-56/26-60	.482/.433	9-18/ 6-19	.500/.316	16-21/16-24	.762/.667	37/32 +5	18/18	11/10	3/4	3/6	24/21
NC STATE.....	38/18	40/42	78-60	+18	28-59/19-46	.475/.413	5-17/ 9-22	.294/.409	17-27/13-18	.630/.722	31/35 (4)	11/10	9/25	1/5	16/3	17/19
Miami (Fla.).....	39/35	54/60	93-95	(2)	30-64/33-61	.469/.541	7-19/11-23	.368/.478	26-30/18-27	.867/.667	39/32 +7	10/21	7/6	1/6	2/3	23/23
Georgia Tech.....	38/42	38/32	76-74	+2	25-66/27-64	.379/.422	4-19/ 4-20	.211/.200	22-29/16-23	.759/.696	46/36 +10	13/17	14/13	1/7	8/5	26/19
DUKE.....	31/43	39/43	70-86	(16)	27-58/33-65	.466/.508	6-18/12-27	.333/.444	10-13/ 8-14	.769/.571	32/35 (3)	13/17	14/11	4/1	3/4	13/15
MARYLAND.....	36/37	55/39	91-76	+15	31-62/33-67	.500/.493	7-16/ 7-21	.438/.333	22-28/ 3-7	.786/.429	37/33 +4	14/17	11/14	4/1	5/4	9/21

Note: Game totals are displayed in the format TEAM/OPPONENT for each category

The Automated ScoreBook
Virginia Game-by-Game Highs (as of Mar 09, 2008)
All games

Opponent	Date	Score	WL	POINTS	REBOUNDS	ASSISTS	STEALS	BLOCKED SHOTS
VERMONT	11/11/07	90-72	W	19-Sean Singleta Adrian Joseph	8-Mamadi Diane	6-Sean Singleta	4-Sean Singleta	2-Jamil Tucker
HOWARD	11/14/07	92-53	W	23-Sean Singleta	8-Calvin Baker	8-Sean Singleta	3-Jeff Jones	1-Jeff Jones Ryan Pettinel
at Arizona	11/17/07	75-72	W	24-Sean Singleta	6-Laurynas Mika	8-Sean Singleta	1-Adrian Joseph Laurynas Mika Ryan Pettinel Sean Singleta	3-Mamadi Diane
DREXEL	11/20/07	72-58	W	24-Sean Singleta	11-Adrian Joseph	5-Sean Singleta	2-Sean Singleta	1-Jeff Jones
at Penn	11/23/07	100-85	W	23-Adrian Joseph	13-Mike Scott	5-Calvin Baker	3-Sammy Zeglins Mike Scott	1-Laurynas Mika Adrian Joseph Mamadi Diane Ryan Pettinel
vs Seton Hall	11/24/07	60-74	L	23-Sean Singleta	16-Adrian Joseph	7-Sean Singleta	None	2-Mamadi Diane
NORTHWESTERN	11/27/07	94-52	W	22-Mamadi Diane	7-Mamadi Diane	10-Sean Singleta	3-Adrian Joseph	1-Sammy Zeglins Adrian Joseph Mamadi Diane
SYRACUSE	12/05/07	68-70	L	19-Adrian Joseph	13-Adrian Joseph	9-Sean Singleta	2-Calvin Baker Sean Singleta	1-Mike Scott Mamadi Diane
LONGWOOD	12/07/07	76-57	W	21-Sean Singleta	11-Mike Scott	8-Sean Singleta	1-Mike Scott Jeff Jones Will Harris Calvin Baker	1-Mamadi Diane Adrian Joseph
HAMPTON	12/19/07	79-65	W	19-Adrian Joseph	9-Jerome Meyins	4-Sean Singleta	2-Adrian Joseph	2-Jamil Tucker
ELON	12/22/07	91-61	W	20-Sean Singleta	9-Mike Scott	8-Sean Singleta	3-Sean Singleta	1-Mike Scott
HARTFORD	12/30/07	78-70	W	20-Mamadi Diane	12-Adrian Joseph	4-Sean Singleta Calvin Baker	3-Mamadi Diane	2-Mamadi Diane Adrian Joseph
at Xavier	01/03/08	70-108	L	14-Sean Singleta	6-Mike Scott	7-Sean Singleta	2-Calvin Baker	2-Mike Scott
at Duke	01/13/08	65-87	L	18-Sean Singleta	9-Adrian Joseph	4-Sean Singleta	1-Mike Scott Solomon Tat Calvin Baker	1-Jamil Tucker Mike Scott
VIRGINIA TECH	01/16/08	69-70	OL	34-Sean Singleta	10-Sean Singleta	3-Calvin Baker Sean Singleta	3-Sean Singleta	2-Jamil Tucker
BOSTON COLLEGE	01/19/08	84-66	W	20-Mamadi Diane	8-Ryan Pettinel	10-Sean Singleta	6-Sean Singleta	None
at Florida State	01/23/08	67-69	L	21-Mamadi Diane	8-Adrian Joseph	7-Sean Singleta	2-Calvin Baker	None
GEORGIA TECH	01/27/08	82-92	OL	16-Mamadi Diane Calvin Baker	9-Adrian Joseph Mike Scott	8-Sean Singleta	3-Sean Singleta	1-Mamadi Diane
at Maryland	1/30/08	75-85	L	23-Sean Singleta	12-Mike Scott	4-Mamadi Diane	2-Calvin Baker	None
at Virginia Tech	02/02/08	65-72	OL	26-Sean Singleta	8-Adrian Joseph	4-Calvin Baker	1-Calvin Baker Mike Scott Adrian Joseph Jeff Jones Sean Singleta	1-Mamadi Diane Adrian Joseph
CLEMSON	02/07/08	51-82	L	19-Adrian Joseph	7-Mike Scott	2-Jamil Tucker Sean Singleta	1-Solomon Tat Mamadi Diane Adrian Joseph	1-Mike Scott Adrian Joseph Calvin Baker
at Wake Forest	02/09/08	64-80	L	21-Sean Singleta	11-Ryan Pettinel	3-Sean Singleta	2-Sean Singleta	None
NORTH CAROLINA	02/12/08	74-75	L	27-Sean Singleta	7-Mamadi Diane	7-Sean Singleta	3-Sean Singleta	2-Calvin Baker
at Boston College	2-17-08	79-74	W	20-Mamadi Diane	12-Mike Scott	5-Calvin Baker	2-Mike Scott	1-Adrian Joseph Laurynas Mika Jeff Jones

The Automated ScoreBook
 Virginia Game-by-Game Highs (as of Mar 09, 2008)
 All games

Opponent	Date	Score	WL	POINTS	REBOUNDS	ASSISTS	STEALS	BLOCKED SHOTS
NC STATE	02/24/08	78-60	W	21-Sean Singleta	6-Calvin Baker	6-Sean Singleta	7-Sean Singleta	1-Mamadi Diane
at Miami (Fla.)	3/1/08	93-95	L	41-Sean Singleta	13-Laurynas Mika	3-Sean Singleta	1-Laurynas Mika Sean Singleta	1-Mamadi Diane
at Georgia Tech	3/3/08	76-74	W	17-Sean Singleta	7-Calvin Baker Laurynas Mika	6-Sean Singleta	4-Calvin Baker	1-Mamadi Diane
DUKE	03/05/08	70-86	L	18-Sean Singleta	8-Jamil Tucker	7-Sean Singleta	1-Jamil Tucker Mike Scott Mamadi Diane	3-Mike Scott
MARYLAND	03/09/08	91-76	W	27-Sean Singleta	6-Jamil Tucker Adrian Joseph Sean Singleta	8-Sean Singleta	1-Mamadi Diane Calvin Baker Sean Singleta Adrian Joseph Jeff Jones	2-Ryan Pettinel

The Automated ScoreBook
Virginia Team Game-by-Game (as of Mar 09, 2008)
All games

TEAM STATISTICS

Opponent	Date	Score	W/L	---TOTAL---		--3-PTRS--		FT-FTA		---REBOUNDS---			PF	A	TO	Blk	Stl	Pts---Avg		
				FG-FGA	Pct	3FG-FGA	Pct	Pct	Off	Def	Tot	Avg						Pts	Avg	
VERMONT	11/11/07	90-72	W	29-53	.547	9-19	.474	23-34	.676	12	34	46	46.0	19	14	18	4	5	90	90.0
HOWARD	11/14/07	92-53	W	37-75	.493	12-29	.414	6-13	.462	21	27	48	47.0	16	24	12	2	10	92	91.0
at Arizona	11/17/07	75-72	W	25-49	.510	12-21	.571	13-15	.867	7	20	27	40.3	20	14	18	3	4	75	85.7
DREXEL	11/20/07	72-58	W	23-60	.383	8-16	.500	18-22	.818	17	27	44	41.2	16	11	16	1	5	72	82.2
at Penn	11/23/07	100-85	W	34-72	.472	10-24	.417	22-30	.733	25	31	56	44.2	30	17	21	4	12	100	85.8
vs Seton Hall	11/24/07	60-74	L	20-61	.328	7-28	.250	13-18	.722	20	30	50	45.2	21	12	16	4	0	60	81.5
NORTHWESTERN	11/27/07	94-52	W	32-62	.516	16-32	.500	14-16	.875	10	33	43	44.9	18	20	13	3	8	94	83.3
SYRACUSE	12/05/07	68-70	L	26-64	.406	11-32	.344	5-11	.455	13	23	36	43.8	15	13	13	2	6	68	81.4
LONGWOOD	12/07/07	76-57	W	25-56	.446	9-23	.391	17-25	.680	13	36	49	44.3	18	17	21	2	4	76	80.8
HAMPTON	12/19/07	79-65	W	25-56	.446	9-22	.409	20-25	.800	14	28	42	44.1	23	16	21	2	3	79	80.6
ELON	12/22/07	91-61	W	32-64	.500	7-24	.292	20-27	.741	12	26	38	43.5	15	20	9	1	8	91	81.5
HARTFORD	12/30/07	78-70	W	24-54	.444	10-23	.435	20-33	.606	15	36	51	44.2	20	13	19	5	8	78	81.2
at Xavier	01/03/08	70-108	L	22-58	.379	6-18	.333	20-29	.690	15	15	30	43.1	22	14	12	3	6	70	80.4
at Duke	01/13/08	65-87	L	25-59	.424	4-14	.286	11-16	.688	12	22	34	42.4	17	9	18	2	3	65	79.3
VIRGINIA TECH	01/16/08	69-70	Lot	24-63	.381	9-25	.360	12-18	.667	9	30	39	42.2	20	9	14	2	6	69	78.6
BOSTON COLLEGE	01/19/08	84-66	W	29-67	.433	9-26	.346	17-21	.810	13	30	43	42.2	19	15	6	0	9	84	78.9
at Florida State	01/23/08	67-69	L	25-60	.417	10-29	.345	7-10	.700	14	19	33	41.7	22	11	15	0	8	67	78.2
GEORGIA TECH	01/27/08	82-92	Lot	29-78	.372	12-36	.333	12-20	.600	18	30	48	42.1	26	14	12	1	4	82	78.4
at Maryland	1/30/08	75-85	L	28-61	.459	6-21	.286	13-16	.813	12	19	31	41.5	23	11	11	0	4	75	78.3
at Virginia Tech	02/02/08	65-72	Lot	19-53	.358	8-21	.381	19-29	.655	9	24	33	41.0	30	9	15	2	5	65	77.6
CLEMSON	02/07/08	51-82	L	19-49	.388	4-14	.286	9-15	.600	7	20	27	40.4	12	7	18	3	3	51	76.3
at Wake Forest	02/09/08	64-80	L	22-66	.333	4-19	.211	16-25	.640	20	29	49	40.8	22	7	16	0	5	64	75.8
NORTH CAROLINA	02/12/08	74-75	L	28-74	.378	9-31	.290	9-11	.818	15	21	36	40.6	15	12	7	3	8	74	75.7
at Boston College	2-17-08	79-74	W	27-56	.482	9-18	.500	16-21	.762	8	29	37	40.4	24	18	11	3	3	79	75.8
NC STATE	02/24/08	78-60	W	28-59	.475	5-17	.294	17-27	.630	8	23	31	40.0	17	11	9	1	16	78	75.9
at Miami (Fla.)	3/1/08	93-95	L	30-64	.469	7-19	.368	26-30	.867	14	25	39	40.0	23	10	7	1	2	93	76.6
at Georgia Tech	3/3/08	76-74	W	25-66	.379	4-19	.211	22-29	.759	20	26	46	40.2	26	13	14	1	8	76	76.6
DUKE	03/05/08	70-86	L	27-58	.466	6-18	.333	10-13	.769	8	24	32	39.9	13	13	14	4	3	70	76.3
MARYLAND	03/09/08	91-76	W	31-62	.500	7-16	.438	22-28	.786	11	26	37	39.8	9	14	11	4	5	91	76.8
Virginia		2228		770-1779	.433	239-654	.365	449-627	.716	392	763	1155	39.8	571	388	407	63	171	2228	76.8
Opponents		2140		764-1725	.443	239-663	.360	373-574	.650	299	689	988	34.1	550	434	398	103	165	2140	73.8

Games played: 29
Points/game: 76.8
FG Pct: 43.3
3FG Pct: 36.5
FT Pct: 71.6

Rebounds/game: 39.8
Assists/game: 13.4
Turnovers/game: 14.0
Assist/turnover ratio: 1.0
Steals/game: 5.9
Blocks/game: 2.2

The Automated ScoreBook
 Virginia Overall Team Statistics (as of Mar 09, 2008)
 All games

TEAM STATISTICS	VA	OPP
SCORING.....	2228	2140
Points per game.....	76.8	73.8
Scoring margin.....	+3.0	-
FIELD GOALS-ATT.....	770-1779	764-1725
Field goal pct.....	.433	.443
3 POINT FG-ATT.....	239-654	239-663
3-point FG pct.....	.365	.360
3-pt FG made per game..	8.2	8.2
FREE THROWS-ATT.....	449-627	373-574
Free throw pct.....	.716	.650
REBOUNDS.....	1155	988
Rebounds per game.....	39.8	34.1
Rebounding margin.....	+5.8	-
ASSISTS.....	388	434
Assists per game.....	13.4	15.0
TURNOVERS.....	407	398
Turnovers per game.....	14.0	13.7
Turnover margin.....	-0.3	-
Assist/turnover ratio..	1.0	1.1
STEALS.....	171	165
Steals per game.....	5.9	5.7
BLOCKS.....	63	103
Blocks per game.....	2.2	3.6
WINNING STREAK.....	1	-
Home win streak.....	1	-
ATTENDANCE.....	217758	109623
Home games-Avg/Game....	17-12809	11-9614
Neutral site-Avg/Game..	-	1-3871

SCORE BY PERIODS:	1st	2nd	OT	Total	
Virginia.....	1055	1150	23	-	2228
Opponents.....	994	1105	41	-	2140

The Automated ScoreBook
Virginia Season Box Score (as of Mar 09, 2008)
Conference games

RECORD:	OVERALL	HOME	AWAY	NEUTRAL
ALL GAMES.....	(5-11)	(3-5)	(2-6)	(0-0)
CONFERENCE.....	(5-11)	(3-5)	(2-6)	(0-0)
NON-CONFERENCE.....	(0-0)	(0-0)	(0-0)	(0-0)

## Player	GP-GS	Min--Avg	---TOTAL---		---3-PTS---		FT-FTA	Pct	----REBOUNDS----					PF	FO	A	TO	Blk	Stl	Pts	Avg
			FG-FGA	Pct	3FG-FGA	Pct			Off	Def	Tot	Avg									
44 Sean Singletary....	16-16	574	35.9	113-251	.450	28-80	.350	90-103	.874	10	49	59	3.7	45	1	83	52	0	32	344	21.5
24 Mamadi Diane.....	16-8	482	30.1	60-160	.375	24-70	.343	40-60	.667	35	41	76	4.8	36	0	15	28	7	8	184	11.5
11 Laurynas Mikalauska	7-0	137	19.6	28-42	.667	0-0	.000	15-22	.682	21	14	35	5.0	17	2	6	9	1	3	71	10.1
04 Calvin Baker.....	16-8	448	28.0	55-133	.414	20-53	.377	24-32	.750	9	37	46	2.9	30	0	34	29	4	19	154	9.6
30 Adrian Joseph.....	16-16	414	25.9	50-130	.385	19-67	.284	18-23	.783	22	60	82	5.1	20	0	12	16	4	8	137	8.6
12 Jamil Tucker.....	16-2	256	16.0	32-75	.427	18-45	.400	9-14	.643	14	44	58	3.6	26	0	11	11	3	4	91	5.7
32 Mike Scott.....	16-14	310	19.4	30-77	.390	1-4	.250	20-33	.606	30	50	80	5.0	39	1	6	15	5	8	81	5.1
34 Ryan Pettinella....	16-8	257	16.1	20-34	.588	0-0	.000	5-15	.333	18	29	47	2.9	55	2	3	13	2	1	45	2.8
01 Jeff Jones.....	16-8	193	12.1	12-51	.235	2-14	.143	10-14	.714	6	14	20	1.3	20	0	8	16	1	5	36	2.3
45 Solomon Tat.....	9-0	68	7.6	7-15	.467	0-2	.000	5-6	.833	1	12	13	1.4	4	0	3	4	0	3	19	2.1
55 Jerome Meyinsse....	13-0	77	5.9	7-11	.636	0-0	.000	0-2	.000	5	12	17	1.3	21	0	0	0	0	1	14	1.1
43 Will Harris.....	3-0	14	4.7	1-3	.333	0-1	.000	1-2	.500	0	1	1	0.3	2	0	1	2	0	0	3	1.0
02 Mustapha Farrakhan.	6-0	43	7.2	1-13	.077	1-7	.143	1-3	.333	2	4	6	1.0	3	0	1	3	0	0	4	0.7
31 Andy Burns.....	1-0	1	1.0	0-0	.000	0-0	.000	0-0	.000	0	0	0	0.0	0	0	0	0	0	0	0	0.0
22 Will Sherrill.....	1-0	1	1.0	0-0	.000	0-0	.000	0-0	.000	0	0	0	0.0	0	0	0	0	0	0	0	0.0
TEAM.....										25	30	55	3.4	0		0					
Total.....	16	3275		416-995	.418	113-343	.329	238-329	.723	198	397	595	37.2	318	6	183	198	27	92	1183	73.9
Opponents.....	16	3275		448-960	.467	135-361	.374	212-336	.631	176	413	589	36.8	296	-	248	208	74	76	1243	77.7

SCORE BY PERIODS:	1st	2nd	OT	Total
-----	-----	-----	-----	-----
Virginia.....	543	617	23	- 1183
Opponents.....	570	632	41	- 1243

DEADBALL REBOUNDS:	OFF	DEF	TOTAL
-----	-----	-----	-----
Virginia.....	49	5	54
Opponents.....	59	9	68

The Automated ScoreBook
Virginia Season Box Score (as of Mar 09, 2008)
All games

RECORD:	OVERALL	HOME	AWAY	NEUTRAL
ALL GAMES.....	(15-14)	(11-6)	(4-7)	(0-1)
CONFERENCE.....	(5-11)	(3-5)	(2-6)	(0-0)
NON-CONFERENCE.....	(10-3)	(8-1)	(2-1)	(0-1)

## Player	GP-GS	Min--Avg	---TOTAL---		---3-PTS---		---FT-FTA---		----REBOUNDS----							PF	FO	A	TO	Blk	Stl	Pts	Avg
			FG-FGA	Pct	3FG-FGA	Pct	FT-FTA	Pct	Off	Def	Tot	Avg											
44 Sean Singletary....	29-29	990	34.1	179-419	.427	52-141	.369	166-194	.856	24	89	113	3.9	77	1	171	114	0	52	576	19.9		
24 Mamadi Diane.....	29-21	832	28.7	110-261	.421	52-125	.416	60-89	.674	48	78	126	4.3	63	0	32	49	18	17	332	11.4		
30 Adrian Joseph.....	29-29	757	26.1	108-263	.411	51-146	.349	34-44	.773	50	132	182	6.3	38	0	27	39	11	20	301	10.4		
04 Calvin Baker.....	29-8	747	25.8	99-226	.438	41-100	.410	35-51	.686	16	63	79	2.7	55	0	69	50	4	26	274	9.4		
11 Laurynas Mikalauska	16-1	278	17.4	44-67	.657	0-0	.000	28-44	.636	32	29	61	3.8	36	2	9	10	2	5	116	7.3		
32 Mike Scott.....	28-18	506	18.1	56-127	.441	2-6	.333	49-69	.710	62	93	155	5.5	60	1	10	20	9	18	163	5.8		
12 Jamil Tucker.....	27-2	396	14.7	48-108	.444	26-66	.394	16-21	.762	17	66	83	3.1	52	0	16	18	9	5	138	5.1		
01 Jeff Jones.....	29-21	410	14.1	40-119	.336	7-34	.206	28-39	.718	12	39	51	1.8	40	0	17	37	4	10	115	4.0		
45 Solomon Tat.....	11-0	89	8.1	10-19	.526	0-2	.000	11-15	.733	3	12	15	1.4	5	0	5	6	0	3	31	2.8		
43 Will Harris.....	15-0	135	9.0	14-35	.400	4-9	.444	9-15	.600	14	24	38	2.5	12	0	3	12	0	3	41	2.7		
34 Ryan Pettinella....	26-16	352	13.5	27-47	.574	0-0	.000	6-25	.240	34	38	72	2.8	75	2	5	19	4	3	60	2.3		
55 Jerome Meyinsse....	23-0	174	7.6	21-30	.700	0-0	.000	4-10	.400	16	28	44	1.9	35	0	2	7	1	3	46	2.0		
02 Mustapha Farrakhan.	17-0	107	6.3	7-37	.189	2-16	.125	1-5	.200	4	11	15	0.9	7	0	4	11	0	2	17	1.0		
22 Will Sherrill.....	7-0	12	1.7	3-3	1.000	1-1	1.000	0-0	.000	1	2	3	0.4	3	0	1	0	0	1	7	1.0		
13 Sammy Zeglinski....	8-0	62	7.8	3-12	.250	1-7	.143	0-2	.000	3	6	9	1.1	8	0	15	9	1	3	7	0.9		
21 Tunji Soroye.....	2-0	8	4.0	0-1	.000	0-0	.000	1-2	.500	2	1	3	1.5	2	0	0	2	0	0	1	0.5		
31 Andy Burns.....	8-0	20	2.5	1-5	.200	0-1	.000	1-2	.500	2	2	4	0.5	3	0	2	2	0	0	3	0.4		
TEAM.....										52	50	102	3.5	0			2						
Total.....	29	5875		770-1779	.433	239-654	.365	449-627	.716	392	763	1155	39.8	571	6	388	407	63	171	2228	76.8		
Opponents.....	29	5875		764-1725	.443	239-663	.360	373-574	.650	299	689	988	34.1	550	-	434	398	103	165	2140	73.8		

SCORE BY PERIODS:	1st	2nd	OT	Total
Virginia.....	1055	1150	23	2228
Opponents.....	994	1105	41	2140

DEADBALL REBOUNDS:	OFF	DEF	TOTAL
Virginia.....	88	11	99
Opponents.....	90	17	107